



SAMPANN UTPADAN INDIA LIMITED

(FORMELY KNOWN AS S E POWER LTD)

CIN NO. L40106GJ2010PLC091880

To
The Listing Compliance Department
National Stock Exchange of India Limited
Exchange Plaza, C-1, Block G, Bandra Kurla Complex
Bandra (East)
Mumbai-400051

Subject: Clarification regarding Non-Submission of Consolidated Balance Sheet Statement of SAMPANN

Dear Sir/Madam,

In reference to your e-mail dated December 14, 2023, regarding seeking clarification for “**Non-Submission of Consolidated Balance Sheet Statement**”, we would like to humbly submit that we have submitted Quick Financial Results for the Quarter and Half Year ended September 30, 2023 within 30 minutes from the conclusion of the Board Meeting held on November 8, 2023 as per Regulation 33 of the SEBI (Listing Obligations and Disclosure Requirements) Regulations, 2015. Now we observed that in the scanning process of Financial Results, Part B and C were erroneously replaced with Part A i.e Part A has been scanned thrice and therefore, Consolidated Balance Sheet Statement not filed with the respective results. We would like to bring it your kind notice that on the same day we have submitted the Financials in XBRL format for both Standalone as well as Consolidated for the period ended September 30, 2023.

Considering the above, we humbly request you to kindly consider and allow us to resubmit the PDF version of Financial Results for the period ended September 30, 2023 which is also enclosed herewith for your ready reference. In future we would like to ensure that our Company will take care of the same and will duly submit and file the relevant Disclosures, Reports and Statements in a meticulous and timely manner. Non-Submission of the Consolidated Balance Sheet Statement for the Quarter and Half Year ended September 30, 2023 is merely an unintentional mistake & as assured will be duly taken care in future. Also, we humbly request you to kindly consider our genuine grounds and waive the imposed penalty in this regard.

Thanking you,

Yours faithfully,

For Sampann Utpadan India Limited
(Formerly Known as S. E. Power Limited)

(Saurabh Agrawal)
Company Secretary



SAMPANN UTPADAN INDIA LIMITED

(Formerly Known as S. E. Power Limited) CIN : L40106GJ2010PLC091880

Regd. Off: Survey No. 54/B, Pratapnagar, Jarod-Savli Road, Samlaya, Vadodara-391520 (Guj.)

Tel.: +91 2667 251566, E-mail: cs@suil.in, Website: www.suil.in

STATEMENT OF STANDALONE UNAUDITED FINANCE RESULTS FOR THE QUARTER AND HALF YEAR ENDED 30TH SEPTEMBER, 2023

| PART-A | | (C in Lakh) | | | | | |
|---------|---|--------------------|-----------------|-----------------|------------------|-----------------|-----------------|
| Sr. No. | Particulars | Three Months Ended | | | Six Months Ended | | Year Ended |
| | | 30.09.2023 | 30.06.2023 | 30.09.2022 | 30.09.2023 | 30.09.2022 | 31.03.2023 |
| | | (Unaudited) | (Unaudited) | (Unaudited) | (Unaudited) | (Unaudited) | (Audited) |
| I | Revenue from Operations | 1,770.09 | 1,751.82 | 1,415.19 | 3,521.91 | 2,793.44 | 5,774.17 |
| | Other Income | 14.10 | 11.28 | 11.46 | 25.38 | 28.20 | 50.94 |
| | Total Revenue | 1,784.20 | 1,763.10 | 1,426.65 | 3,547.30 | 2,821.64 | 5,825.11 |
| II | Expenses: | | | | | | |
| | Cost of Operations | 1,371.71 | 1,538.78 | 1,181.66 | 2,910.49 | 2,336.65 | 4,891.87 |
| | Change in Stock | (1.86) | (17.42) | 10.42 | (19.28) | 5.68 | (180.43) |
| | Employee Benefit Expenses | 63.09 | 59.29 | 58.29 | 122.38 | 109.96 | 231.22 |
| | Financial Costs | 30.86 | 30.78 | 21.39 | 61.64 | 43.09 | 97.64 |
| | Depreciation and Amortization Expenses | 124.33 | 123.62 | 119.22 | 247.95 | 237.31 | 481.58 |
| | Other Expenses | 158.55 | 158.48 | 97.57 | 317.03 | 221.39 | 525.97 |
| | Total Expenses | 1,746.69 | 1,893.53 | 1,488.55 | 3,640.22 | 2,954.08 | 6,047.85 |
| III | Profit before Exceptional Items and Tax | 37.50 | (130.43) | (61.90) | (92.93) | (132.44) | (222.74) |
| IV | Exceptional Items | - | - | - | - | - | - |
| | Insurance Claim Received | - | - | - | - | - | - |
| V | Profit before Tax | 37.50 | (130.43) | (61.90) | (92.93) | (132.44) | (222.74) |
| VI | Tax Expense: | | | | | | |
| | (1) Current Tax | - | - | - | - | - | - |
| | (2) Deferred Tax | 9.44 | (32.83) | (15.58) | (23.39) | (33.35) | (56.05) |
| | (3) Previous Year Income Tax | - | - | - | - | - | 0.03 |
| VII | Profit/(Loss) from the period | 98.06 | (97.60) | (46.99) | (69.54) | (99.11) | (166.71) |
| VIII | Other Comprehensive Income: | | | | | | |
| a) | i) Items that will not be reclassified to profit and loss | - | - | - | - | - | - |
| | ii) Income tax relating to items that will not be reclassified to profit and loss | - | - | - | - | - | - |
| b) | i) Items that will be reclassified to profit and loss | - | - | - | - | - | - |
| | ii) Income tax relating to items that will be reclassified to profit and loss | - | - | - | - | - | - |
| IX | Total Comprehensive Income for the period | 28.06 | (97.60) | (46.92) | (69.54) | (99.11) | (166.71) |
| | Paid-up Equity Share Capital (Face Value of Rs. 10/-) | 4,061.00 | 4,061.00 | 4,061.00 | 4,061.00 | 4,061.00 | 4,021.00 |
| | Other Equity as per statement of assets and liabilities | - | - | - | - | - | (3,678.52) |
| X | Earning per Equity Share: | | | | | | |
| | (1) Basic | 0.07 | (0.24) | (0.11) | (0.17) | (0.24) | (0.41) |
| | (2) Diluted | 0.07 | (0.24) | (0.11) | (0.17) | (0.24) | (0.41) |






SAMPANN UTPADAN INDIA LIMITED

(Formerly Known as S. E. Power Limited) CIN : L40106GJ2010PLC091880

Regd. Off: Survey No. 54/B, Pratapnagar, Jarod-Savli Road, Samlaya, Vadodara-391520 (Guj.)

Tel.: +91 2667 251566, E-mail: cs@suil.in, Website: www.suil.in

STATEMENT OF STANDALONE UNAUDITED ASSETS AND LIABILITIES AS AT 30TH SEPTEMBER, 2023

| PART-B | | (C in Lakh) | |
|---------|---|------------------|-----------------|
| Sr. No. | Particulars | Half Year Ended | Year Ended |
| | | 30.09.2023 | 31.03.2023 |
| | | (Unaudited) | (Audited) |
| I | ASSETS | | |
| | (1) Non Current Assets | | |
| | (a) Property, Plant and Equipment and Intangible | | |
| | (i) Property, Plant and Equipment | 6,907.58 | 6,550.67 |
| | (ii) Intangible assets | - | - |
| | (iii) Capital work-in-progress | - | - |
| | (iv) Intangible assets under development | - | - |
| | (b) Non Current Investments | 75.00 | 75.00 |
| | (c) Deferred tax assets (net) | 1,337.61 | 1,314.23 |
| | (d) Long term loans and advances | 2.95 | 2.95 |
| | (e) Other non-current assets | - | - |
| | (2) Current Assets | | |
| | (a) Current Investments | 129.08 | 144.22 |
| | (b) Inventories | 573.88 | 496.55 |
| | (c) Trade receivables | 1,034.77 | 973.42 |
| | (d) Cash and cash equivalents | 6.80 | 7.02 |
| | (e) Short term loans and advances | 180.44 | 156.92 |
| | (f) Current Tax Assets (Net) | 18.54 | 18.16 |
| | (g) Other current assets | 19.97 | 19.97 |
| | Total Assets | 10,286.63 | 9,759.11 |
| II | EQUITY AND LIABILITIES | | |
| | (1) Shareholders' Funds | | |
| | (a) Equity Share capital | 4,061.00 | 4,061.00 |
| | (b) Reserves and Surplus | (3,748.06) | (3,678.52) |
| | (2) Liabilities | | |
| | Non-current liabilities | | |
| | (a) Long-term borrowings | 8,474.51 | 8,102.39 |
| | (b) Deferred tax liabilities (Net) | - | - |
| | (c) Other Long term Liabilities | - | - |
| | (d) Long term provisions | - | - |
| | (3) Current liabilities | | |
| | (a) Short Term Borrowings | 858.89 | 747.32 |
| | (b) Current Maturity of long term borrowings | 100.03 | 56.91 |
| | (c) Trade payables | 489.38 | 420.11 |
| | (d) Other current liabilities | 50.89 | 49.90 |
| | (e) Short term Provisions | - | - |
| | Total Equity and Liabilities | 10,286.63 | 9,759.11 |





SAMPANN UTPADAN INDIA LIMITED

(Formerly Known as S. E. Power Limited) CIN : L40106GJ2010PLC091880

Regd. Off: Survey No. 54/B, Pratapnagar, Jarod-Savli Road, Samlaya, Vadodra-391520 (Guj.)

Tel.: +91 2667 251566, E-mail: cs@suil.in, Website: www.suil.in

STANDALONE SEGMENT REPORTING FOR THE QUARTER/HALF YEAR ENDED 30TH SEPTEMBER 2023

PART-C

(C in Lakh)


| Sr. No. | Particulars | Three Months Ended | | | Six Months Ended | | Year Ended |
|---------|--|--------------------|-----------------|-----------------|------------------|-----------------|-----------------|
| | | 30.09.2023 | 30.06.2023 | 30.09.2022 | 30.09.2023 | 30.09.2022 | 31.03.2023 |
| | | (Unaudited) | (Unaudited) | (Unaudited) | (Unaudited) | (Unaudited) | (Audited) |
| 1 | Segment Revenue | | | | | | |
| | (a) Non Conventional Energy | 11.66 | 12.13 | 9.25 | 23.79 | 29.95 | 40.73 |
| | (b) Reclaimed Rubber | 1,758.43 | 1,739.70 | 1,405.94 | 3,498.13 | 2,763.49 | 5,733.44 |
| | (c) Other | - | - | - | - | - | - |
| | Total | 1,770.09 | 1,751.83 | 1,415.19 | 3,521.92 | 2,793.44 | 5,774.17 |
| | Less: Inter Segment Revenue | - | - | - | - | - | - |
| | Net Income from Operations | 1,770.09 | 1,751.83 | 1,415.19 | 3,521.92 | 2,793.44 | 5,774.17 |
| 2 | Segment Results: | | | | | | |
| | Profit/(Loss) before tax, interest and Exceptional Items | | | | | | |
| | (a) Non Conventional Energy | (34.74) | (33.95) | (36.18) | (68.69) | (72.58) | (133.06) |
| | (b) Reclaimed Rubber | 89.00 | (76.98) | (15.78) | 12.02 | (44.96) | (42.98) |
| | (c) Other | - | - | - | - | - | - |
| | Total | 54.26 | (110.93) | (51.96) | (56.67) | (117.54) | (176.04) |
| | Less: | | | | | | |
| | (i) Finance costs | 30.86 | 30.78 | 21.40 | 61.64 | 43.10 | 97.64 |
| | Add: | | | | | | |
| | (i) Other Un-allocable Income | 14.10 | 11.28 | 11.46 | 25.38 | 28.20 | 50.94 |
| | Total Profit/(Loss) Before Tax | 37.50 | (130.43) | (61.90) | (92.93) | (132.44) | (222.74) |
| 3 | Segment Assets | | | | | | |
| | (a) Non Conventional Energy | 1,367.66 | 1,396.28 | 1,558.85 | 1,367.66 | 1,558.85 | 1,476.54 |
| | (b) Reclaimed Rubber | 8,918.97 | 8,470.35 | 7,879.02 | 8,918.97 | 7,879.02 | 8,282.57 |
| | (c) Other | - | - | - | - | - | - |
| | Total | 10,286.63 | 9,866.63 | 9,437.87 | 10,286.63 | 9,437.87 | 9,759.11 |
| 4 | Segment Liabilities | | | | | | |
| | (a) Non Conventional Energy | 51.00 | 51.07 | 53.48 | 51.00 | 53.48 | 56.44 |
| | (b) Reclaimed Rubber | 9,922.69 | 9,530.68 | 8,934.31 | 9,922.69 | 8,934.31 | 9,320.19 |
| | (c) Other | - | - | - | - | - | - |
| | Total | 9,973.69 | 9,581.75 | 8,987.79 | 9,973.69 | 8,987.79 | 9,376.63 |
| 5 | Capital Employed | | | | | | |
| | (Segment Assets- Segment Liabilities) | | | | | | |
| | (a) Non Conventional Energy | 1,316.66 | 1,345.21 | 1,505.37 | 1,316.66 | 1,505.37 | 1,420.10 |
| | (b) Reclaimed Rubber | (1,003.72) | (1,060.33) | (1,055.29) | (1,003.72) | (1,055.29) | (1,037.62) |
| | (c) Other | - | - | - | - | - | - |
| | Total | 312.94 | 284.88 | 450.08 | 312.94 | 450.08 | 382.48 |

Notes:

- The above financial results have been prepared in accordance with the recognition and measurement principles laid down in the Indian Accounting Standard prescribed under the Section 133 of the Companies Act, 2013 read with relevant rules issued thereunder and other accounting principles generally accepted in India and in accordance with the requirement of Regulation 33 of SEBI (Listing Obligation and Disclosures Requirements) Regulation 2015, as amended.
- The above results have been reviewed by the Audit Committee and approved by the Board of Directors at its meeting held on 08.11.2023. The Statutory Auditor of the Company have carried out a limited review of the aforesaid results in terms of Regulation 33 of SEBI (Listing Obligation and Disclosure Requirements) Regulation 2015. The Statutory Auditors have expressed an Unmodified Opinion.
- The Company has two primary business segments i.e. Non-Conventional Energy Division and Reclaimed Rubber Division.
- Previous periods / year's figures have been reclassified/ regrouped whenever necessary to conform to current period presentation.
- The Group has been continuously performing sensitivity analysis on the assumptions used and based on current indicators of future economic conditions. The group expects to recover the carrying amount of various assets and to maintain sufficient liquidity.

Place : New Delhi
Date : 08.11.2023

For and on behalf of Board of Directors


SACHIN AGARWAL
MANAGING DIRECTOR

M/S SAMPANN UTPADAN INDIA LIMITED
(FORMERLY KNOWN AS M/S S. E. POWER LIMITED)
Cash Flow Statement for the year ended on 30th Sept, 2023

(Amount in `)

| Particulars | 30-09-2023 | 31-03-2023 |
|---|----------------------|----------------------|
| Cash Flows from Operating Activities: | | |
| Net Profit before taxation, and extraordinary items | (92,92,705) | (2,22,73,412) |
| Adjustments for | | |
| Depreciation | 2,47,95,232 | 4,81,57,580 |
| Interest Expense | 61,64,273 | 97,64,411 |
| Interest Income | (3,81,244) | (7,71,543) |
| Accumulated Depreciation (Ref. Note 27) | - | - |
| Operating Profit before working capital changes | 2,12,85,556 | 3,48,77,036 |
| Adjustments for | | |
| Short Term Loans & Advances | (23,90,090) | (8,52,415) |
| Inventories and Trade Receivable | (1,38,67,861) | (4,88,97,479) |
| Current Liabilities & Provisions | 70,25,383 | 70,75,376 |
| Cash generated from operations | 1,20,52,987 | (77,97,483) |
| Direct Taxes | - | 2,894 |
| Cash flow before extraordinary item | 1,20,52,987 | (78,00,377) |
| Insurance Claim Received for "Loss of Profit" due to fire (Ref Note 27) | - | - |
| Extraordinary items (Loss due to Fire) | - | - |
| Net Cash from / (used) Operating activities | 1,20,52,987 | (78,00,377) |
| Cash Flows from Investing Activities: | | |
| Interest Income | 3,81,244 | 7,71,543 |
| Proceed from Equity Capital | - | - |
| Purchase of Fixed Assets | (6,04,86,754) | (3,52,24,368) |
| Purchase of Trade Investments | 15,13,745 | (4,77,132) |
| Decrease/(Increase) in Long Term Loans and Advances | - | (5,000) |
| Net Cash from / (used) Investing activities | (5,85,91,765) | (3,49,34,958) |
| Net Cash from Financing activities: | | |
| Proceeds/(Repayment) Short Term Borrowings | 1,54,68,477 | 2,47,55,938 |
| Proceeds/(Repayment) of Long Term Borrowings | 3,72,11,862 | 2,77,91,236 |
| Interest Expenses | (61,64,273) | (97,64,411) |
| Net Cash from / (used) Financing activities | 4,65,16,066 | 4,27,82,763 |
| Net Increase in Cash & Cash equivalents | (22,712) | 47,428 |
| Cash & Cash equivalents at beginning of period | 7,02,317 | 6,54,889 |
| Cash & Cash equivalents at end of period | 6,79,605 | 7,02,317 |





SAMPANN UTPADAN INDIA LIMITED

(Formerly Known as S. E. Power Limited) CIN : L40106GJ2010PLC091880

Regd. Off: Survey No. 54/B, Pratapnagar, Jarod-Savli Road, Samlaya, Vadodara-391520 (Guj.)

Tel.: +91 2667 251566, E-mail: cs@suil.in, Website: www.suil.in

STATEMENT OF CONSOLIDATED UNAUDITED FINANCE RESULTS FOR THE QUARTER AND HALF YEAR ENDED 30TH SEPTEMBER, 2023

| PART-A | | (C in Lakh) | | | | | |
|---------|---|--------------------|-----------------|-----------------|------------------|-----------------|-----------------|
| Sr. No. | Particulars | Three Months Ended | | | Six Months Ended | | Year Ended |
| | | 30.09.2023 | 30.06.2023 | 30.09.2022 | 30.09.2023 | 30.09.2022 | 31.03.2023 |
| | | (Unaudited) | (Unaudited) | (Unaudited) | (Unaudited) | (Unaudited) | (Audited) |
| I | Revenue from Operations | 1,770.09 | 1,751.82 | 1,415.19 | 3,521.91 | 2,793.44 | 5,774.17 |
| | Other Income | 14.10 | 11.28 | 11.46 | 25.38 | 28.20 | 50.96 |
| | Total Revenue | 1,784.19 | 1,763.10 | 1,426.65 | 3,547.29 | 2,821.64 | 5,825.13 |
| II | Expenses: | | | | | | |
| | Cost of Operations | 1,371.71 | 1,538.78 | 1,181.66 | 2,910.49 | 2,336.65 | 4,891.87 |
| | Change in Stock | (1.86) | (17.42) | 10.42 | (19.28) | 5.68 | (180.43) |
| | Employee Benefit Expenses | 63.09 | 59.29 | 58.29 | 122.38 | 109.96 | 231.22 |
| | Financial Costs | 30.87 | 30.78 | 21.39 | 61.65 | 43.09 | 97.64 |
| | Depreciation and Amortization Expenses | 124.57 | 123.85 | 119.45 | 248.42 | 237.79 | 482.53 |
| | Other Expenses | 158.62 | 158.52 | 97.57 | 317.14 | 221.53 | 526.69 |
| | Total Expenses | 1,747.00 | 1,893.80 | 1,488.78 | 3,640.80 | 2,954.70 | 6,049.52 |
| III | Profit before Exceptional Items and Tax | 37.19 | (130.70) | (62.13) | (93.51) | (133.06) | (224.39) |
| IV | Exceptional Items | - | - | - | - | - | - |
| | Loss due to fire | - | - | - | - | - | - |
| V | Profit before Tax | 37.19 | (130.70) | (62.13) | (93.51) | (133.06) | (224.39) |
| VI | Tax Expense: | | | | | | |
| | (1) Current Tax | - | - | - | - | - | - |
| | (2) Deferred Tax | 9.38 | (32.80) | (15.54) | (23.42) | (33.26) | (55.90) |
| | (3) Previous Year Income Tax | - | - | - | - | - | 0.03 |
| VII | Profit/(Loss) from the period | 27.81 | (97.90) | (46.59) | (70.09) | (99.80) | (168.52) |
| VIII | Other Comprehensive Income: | | | | | | |
| a) | i) Items that will not be reclassified to profit and loss | - | - | - | - | - | - |
| | ii) Income tax relating to items that will not be reclassified to profit and loss | - | - | - | - | - | - |
| b) | i) Items that will be reclassified to profit and loss | - | - | - | - | - | - |
| | ii) Income tax relating to items that will be reclassified to profit and loss | - | - | - | - | - | - |
| IX | Total Comprehensive Income for the period | 27.81 | (97.90) | (46.59) | (70.09) | (99.80) | (168.52) |
| | Paid-up Equity Share Capital (Face Value of Rs. 10/-) | 4,061.00 | 4,061.00 | 4,061.00 | 4,061.00 | 4,061.00 | 4,061.00 |
| | Other Equity as per statement of assets and liabilities | - | - | - | - | - | (3,458.37) |
| X | Earning per Equity Share: | | | | | | |
| | (1) Basic | 0.07 | (0.24) | (0.11) | (0.17) | (0.25) | (0.41) |
| | (2) Diluted | 0.07 | (0.24) | (0.11) | (0.17) | (0.25) | (0.41) |





SAMPANN UTPADAN INDIA LIMITED

(Formerly Known as S. E. Power Limited) CIN : L40106GJ2010PLC091880

Regd. Off: Survey No. 54/B, Pratapnagar, Jarod-Savli Road, Samlaya, Vadodara-391520 (Guj.)

Tel.: +91 2667 251566, E-mail: cs@suil.in, Website: www.suil.in

STATEMENT OF CONSOLIDATED UNAUDITED ASSETS AND LIABILITIES AS AT 30TH SEPTEMBER, 2023

(C in Lakh)

| PART-B | | Half Year Ended | Year Ended |
|---------|--|------------------|-----------------|
| Sr. No. | Particulars | 30.09.2023 | 31.03.2023 |
| | | (Unaudited) | (Audited) |
| I | ASSETS | | |
| | (1) Non Current Assets | | |
| | (a) Property, Plant and Equipment and Intangible assets | | |
| | (i) Property, Plant and Equipment | 6,926.88 | 6,570.43 |
| | (ii) Intangible assets | - | - |
| | (iii) Capital work-in-progress | - | - |
| | (iv) Intangible assets under development | 11.26 | 11.26 |
| | (iv) Goodwil | 47.49 | 47.49 |
| | (b) Non Current Investments | 1,338.25 | 1,314.83 |
| | (c) Deferred tax assets (net) | 215.00 | 215.00 |
| | (d) Long term loans and advances | - | - |
| | (e) Other non-current assets | - | - |
| | (2) Current Assets | | |
| | (a) Current Investments | 129.08 | 144.22 |
| | (b) Inventories | 573.88 | 496.55 |
| | (c) Trade receivables | 1,034.77 | 973.42 |
| | (d) Cash and cash equivalents | 11.11 | 11.45 |
| | (e) Short term loans and advances | 180.19 | 156.67 |
| | (f) Current Tax Assets (Net) | 18.54 | 18.16 |
| | (g) Other current assets | 19.97 | 19.97 |
| | Total Assets | 10,506.41 | 9,979.45 |
| II | EQUITY AND LIABILITIES | | |
| | (1) Shareholders' Funds | | |
| | (a) Equity Share capital | 4,061.00 | 4,061.00 |
| | (b) Reserves and Surplus | (3,528.47) | (3,458.37) |
| | (2) Liabilities | | |
| | Non-current liabilities | | |
| | (a) Long-term borrowings | 8,474.51 | 8,102.39 |
| | (b) Deferred tax liabilities (Net) | - | - |
| | (c) Other Long term Liabilities | - | - |
| | (d) Long term provisions | - | - |
| | (3) Current liabilities | | |
| | (a) Short Term Borrowings | 858.89 | 747.32 |
| | (b) Current Maturity of long term borrowings | 100.03 | 56.91 |
| | (c) Trade payables | 489.38 | 420.11 |
| | (d) Other current liabilities | 51.08 | 50.09 |
| | (e) Short term Provisions | - | - |
| | Total Equity and Liabilities | 10,506.41 | 9,979.45 |

[Handwritten Signature]

[Circular Stamp: Sampann Utpadan India Limited]



SAMPANN UTPADAN INDIA LIMITED

(Formerly Known as S. E. Power Limited) CIN : L40106GJ2010PLC091880

Regd. Off: Survey No. 54/B, Pratapnagar, Jarod-Savli Road, Samlaya, Vadodara-391520 (Guj.)

Tel.: +91 2667 251566, E-mail: cs@suil.in, Website: www.suil.in

CONSOLIDATED SEGMENT REPORTING FOR THE QUARTER/HALF YEAR ENDED 30TH SEPTEMBER 2023


| PART-C | | (C in Lakh) | | | | | |
|---------|--|--------------------|------------------|-----------------|------------------|-----------------|-----------------|
| Sr. No. | Particulars | Three Months Ended | | | Six Months Ended | | Year Ended |
| | | 30.09.2023 | 30.06.2023 | 30.09.2022 | 30.09.2023 | 30.09.2022 | 31.03.2023 |
| | | (Unaudited) | (Unaudited) | (Unaudited) | (Unaudited) | (Unaudited) | (Audited) |
| 1 | Segment Revenue | | | | | | |
| | (a) Non Conventional Energy | 11.66 | 12.13 | 9.25 | 23.79 | 29.95 | 40.73 |
| | (b) Reclaimed Rubber | 1,758.43 | 1,739.70 | 1,405.94 | 3,498.13 | 2,763.49 | 5,733.44 |
| | (c) Other | - | - | - | - | - | - |
| | Total | 1,770.09 | 1,751.83 | 1,415.19 | 3,521.92 | 2,793.44 | 5,774.17 |
| | Less: Inter Segment Revenue | - | - | - | - | - | - |
| | Net Income from Operations | 1,770.09 | 1,751.83 | 1,415.19 | 3,521.92 | 2,793.44 | 5,774.17 |
| 2 | Segment Results | | | | | | |
| | Profit/(Loss) before tax, interest and Exceptional Items | | | | | | |
| | (a) Non Conventional Energy | (34.74) | (33.95) | (36.18) | (68.69) | (72.58) | (133.06) |
| | (b) Reclaimed Rubber | 89.00 | (76.98) | (15.78) | 12.02 | (44.96) | (42.98) |
| | (c) Other | (0.31) | (0.27) | (0.23) | (0.58) | (0.62) | (1.67) |
| | Total | 53.95 | (111.20) | (52.19) | (57.25) | (118.16) | (177.71) |
| | Less: | | | | | | |
| | (i) Finance costs | 30.86 | 30.78 | 21.40 | 61.64 | 43.10 | 97.64 |
| | Add: | | | | | | |
| | (i) Other Un-allocable Income | 14.10 | 11.28 | 11.46 | 25.38 | 28.20 | 50.96 |
| | Total Profit/(Loss) Before Tax | 37.19 | (130.70) | (62.13) | (93.51) | (133.06) | (224.39) |
| 3 | Segment Assets | | | | | | |
| | (a) Non Conventional Energy | 1,367.66 | 1,396.28 | 1,558.85 | 1,367.66 | 1,558.85 | 1,476.54 |
| | (b) Reclaimed Rubber | 8,918.97 | 8,470.35 | 7,879.02 | 8,918.97 | 7,879.02 | 8,282.57 |
| | (c) Other | 219.78 | 220.03 | 221.58 | 219.78 | 221.58 | 220.34 |
| | Total | 10,506.41 | 10,086.66 | 9,659.45 | 10,506.41 | 9,659.45 | 9,979.45 |
| 4 | Segment Liabilities | | | | | | |
| | (a) Non Conventional Energy | 51.00 | 51.07 | 53.48 | 51.00 | 53.48 | 56.44 |
| | (b) Reclaimed Rubber | 9,922.69 | 9,530.68 | 8,934.31 | 9,922.69 | 8,934.31 | 9,320.19 |
| | (c) Other | (0.19) | 0.19 | 0.31 | (0.19) | 0.31 | 0.18 |
| | Total | 9,973.50 | 9,581.94 | 8,988.10 | 9,973.50 | 8,988.10 | 9,376.81 |
| 5 | Capital Employed | | | | | | |
| | (Segment Assets- Segment Liabilities) | | | | | | |
| | (a) Non Conventional Energy | 1,316.66 | 1,345.21 | 1,505.37 | 1,316.66 | 1,505.37 | 1,420.10 |
| | (b) Reclaimed Rubber | (1,003.72) | (1,060.33) | (1,055.29) | (1,003.72) | (1,055.29) | (1,037.62) |
| | (c) Other | 219.97 | 219.84 | 221.27 | 219.97 | 221.27 | 220.16 |
| | Total | 532.91 | 504.72 | 671.35 | 532.91 | 671.35 | 602.64 |

Notes:

- the above financial results have been prepared in accordance with the recognition and measurement principles laid down in the Indian Accounting Standard prescribed under the Section 133 of the Companies Act, 2013 read with relevant rules issued thereunder and other accounting principles generally accepted in India and in accordance with the requirement of Regulation 33 of SEBI (Listing Obligation and Disclosures Requirements) Regulation 2015 as amended
- The Consolidated Results includes the results of the Wholly Owned Subsidiary M/s Shubham Electrochem Limited
- The above results have been reviewed by the Audit Committee and approved by the Board of Directors at its meeting held on 08.11.2023. The Statutory Auditor of the Company have carried out a limited review of the aforesaid results in terms of Regulation 33 of SEBI (Listing Obligation and Disclosures Requirements) Regulation 2015. The Statutory Auditors have expressed an Unmodified Opinion
- The Company has two primary business segments i.e. Non-Conventional Energy Division and Reclaimed Rubber Division.
- Previous periods / year's figures have been reclassified/ regrouped whenever necessary to conform to current period presentation.
- The Group has been continuously performing sensitivity analysis on the assumptions used and based on current indicators of future economic conditions. The group expects to recover the carrying amount of various assets and to maintain sufficient liquidity.

Place : New Delhi
Date : 08.11.2023

For and on behalf of Board of Directors


SACHIN AGARWAL
MANAGING DIRECTOR

M/S S. E. POWER LIMITED

Consolidated Cash Flow Statement for the year ended on 30th Sept'2023

(Amount in `)

| Particulars | 30-09-2023 | 31-03-2023 |
|---|----------------------|----------------------|
| Cash Flows from Operating Activities: | | |
| Net Profit before taxation, and extraordinary items | (93,51,007) | (2,24,39,160) |
| Adjustments for | | |
| Depreciation | 2,48,42,439 | 4,82,53,195 |
| Interest Expense | 61,64,273 | 97,64,411 |
| Interest Income | (3,81,244) | (7,71,543) |
| Accumulated Depreciation (Ref. Note 28) | - | - |
| Operating Profit before working capital changes | 2,12,74,461 | 3,48,06,903 |
| Adjustments for | | |
| Short Term Loans & Advances | (23,90,091) | (8,20,733) |
| Inventories and Trade Receivable | (1,38,67,861) | (4,88,97,479) |
| Current Liabilities & Provisions | 70,25,383 | 70,75,376 |
| Cash generated from operations | 1,20,41,892 | (78,35,934) |
| Direct Taxes | - | 2,894 |
| Cash flow before extraordinary item | 1,20,41,892 | (78,38,828) |
| Insurance Claim Received for "Loss of Profit" due to fire (Ref Note 28) | - | - |
| Extraordinary items (Loss due to Fire) (Ref. Note 28) | - | - |
| Net Cash from / (used) Operating activities | 1,20,41,892 | (78,38,828) |
| Cash Flows from Investing Activities: | | |
| Interest Income | 3,81,244 | 7,71,543 |
| Proceed from Equity Capital | - | - |
| Purchase of Fixed Assets | (6,04,86,754) | (3,52,24,368) |
| Purchase of Trade Investments | 15,13,745 | (4,77,132) |
| Decrease/(Increase) in Long Term Loans and Advances | - | 15,000 |
| Net Cash from / (used) Investing activities | (5,85,91,765) | (3,49,14,957) |
| Net Cash from Financing activities: | | |
| Proceeds/(Repayment) Short Term Borrowings | 1,54,68,477 | 2,47,55,938 |
| Proceeds/(Repayment) of Long Term Borrowings | 3,72,11,862 | 2,77,91,236 |
| Interest Expenses | (61,64,273) | (97,64,411) |
| Net Cash from / (used) Financing activities | 4,65,16,066 | 4,27,82,763 |
| Net Increase in Cash & Cash equivalents | (33,807) | 28,977 |
| Cash & Cash equivalents at beginning of period | 11,44,760 | 11,15,783 |
| Cash & Cash equivalents at end of period | 11,10,953 | 11,44,760 |



D. Tayal & Jain, Chartered Accountants

G-3, Ganpati Royale Building, 30, Surya Nagar, Agra-282002

Phone : +91 562 4060087, +91 9897070087 E-mail : catayaldeep@gmail.com



INDEPENDENT AUDITOR'S REVIEW REPORT ON THE QUARTERLY UNAUDITED CONSOLIDATED FINANCIAL RESULTS OF THE COMPANY PURSUANT TO REGULATION 33 OF SEBI (LISTING OBLIGATIONS AND DISCLOSURE REQUIREMENTS) REGULATIONS, 2015 (AS AMENDED)

To,
The Board of Directors
SAMPANN UTPADAN INDIA LIMITED
(Formerly Known as S. E. Power Limited)
Vadodara

We have reviewed the accompanying statement of Unaudited Quarterly Consolidated Financial Results of M/s /s **Sampann Utpadan India Limited (Formerly Known as S. E. Power Limited) (the 'Company')** ("the Company") and its wholly owned subsidiary **M/s Shubham Electrochem Limited** (collectively referred to as 'the Group') for the quarter and half year ended 30th September, 2023 (the "Statements"), being submitted by the Company pursuant to the requirements of Regulation 33 of the SEBI (Listing Obligations and Disclosure Requirements) Regulations, 2015, as amended, the 'Listing Regulations'.

The Statements of Consolidated Financial Results, which is the responsibility of the Company's management and approved by the Board of Directors, have been prepared in accordance with the recognition and measurement principles laid down in the Indian Accounting Standard 34 "Interim Financial Reporting" ("Ind AS 34"), prescribed under section 133 of the Companies Act, 2013 read with relevant rules issued thereafter and other accounting principles generally accepted in India. Our responsibility is to issue a report on the Statement based on our review.

We conducted our review in accordance with the Standard on Review Engagement (SRE) 2410, Review of Interim Financial Information Performed by the Independent Auditor of the Entity' issued by the Institute of Chartered Accountants of India. This standard requires that we plan and perform the review to obtain moderate assurance as to whether the financial statements are free of material misstatement. A review is limited primarily to inquiries of company personnel and analytical procedures applied to financial data and thus provides less assurance than an audit. We have not performed an audit and accordingly, do not express an audit opinion.

We also performed procedures in accordance with the circular issued by the SEBI under Regulation 33 (8) of the SEBI (Listing Obligations and Disclosure Requirements) Regulations, 2015, as amended, to the extent applicable.



The Statement includes the results of **M/s Shubham Electrochem Limited**, wholly owned Subsidiary of the Company.

Based on our review conducted as above, nothing has come to our attention that causes us to believe that the accompanying statements prepared in accordance with applicable accounting standards i.e. Ind AS as prescribed under Section 133 of the Companies Act, 2013 read with relevant rules issued thereunder or by the Institute of Chartered Accountants of India and other recognized accounting practices and policies has not disclosed the information required to be disclosed in terms of Regulation 33 of the SEBI (Listing Obligations and Disclosure Requirements) Regulations, 2015, as amended, including the manner in which it is to be disclosed, or that it contains any material misstatement

Our conclusion is not modified in respect of this matter.

Date : 08.11.2023

**For D. Tayal & Jain
Chartered Accountants
Firm Registration No. 011181C**



(CA DEEPAK TAYAL)

Proprietor

Firm Regd. 011181C

M. No. 073102

UDIN..23073102..B9X.RXA9762

D. Tayal & Jain, Chartered Accountants

G-3, Ganpati Royale Building, 30, Surya Nagar, Agra-282002

Phone : +91 562 4060087, +91 9897070087 E-mail : catayaldeep@gmail.com



**INDEPENDENT AUDITOR'S REVIEW REPORT ON THE QUARTERLY
UNAUDITED STANDALONE FINANCIAL RESULTS OF THE COMPANY
PURSUANT TO REGULATION 33 OF SEBI (LISTING OBLIGATIONS AND
DISCLOSURE REQUIREMENTS) REGULATIONS, 2015 (AS AMENDED)**

To,
The Board of Directors
SAMPANN UTPADAN INDIA LIMITED
(Formerly Known as S. E. Power Limited)
Vadodara

We have reviewed the accompanying Statement of Unaudited Standalone Financial Results of **M/s Sampann Utpadan India Limited (Formerly Known as S. E. Power Limited)** (the 'Company') for the quarter ended 30th September, 2023 (the 'Statement'), being submitted by the Company pursuant to the requirements of Regulation 33 of the SEBI (Listing Obligations and Disclosure Requirements) Regulations, 2015, as amended (the 'Listing Regulations').

The Statement of Standalone Financial Results, which is the responsibility of the Company's management and approved by the Board of Directors, have been prepared in accordance with the recognition and measurement principles laid down in the Indian Accounting Standard 34 "Interim Financial Reporting" ("Ind AS 34"), prescribed under section 133 of the Companies Act, 2013 read with relevant rules issued thereafter and other accounting principles generally accepted in India. Our responsibility is to issue a report on the Statement based on our review.

We conducted our review of the Statement in accordance with the Standard on Review Engagement (SRE) 2410, 'Review of Interim Financial Information Performed by the Independent Auditor of the Entity' issued by the Institute of Chartered Accountants of India. This Standard requires that we plan and perform the review to obtain moderate assurance as to whether the financial statements are free of material misstatement. A review is limited primarily to inquiries of company personnel and analytical procedures applied to financial data and thus provide less assurance than an audit. We have not performed an audit and accordingly, do not express an audit opinion.




Based on our review conducted as above, nothing has come to our attention that causes us to believe that the accompanying statements prepared in accordance with applicable accounting standards i.e. Ind AS as prescribed under Section 133 of the Companies Act, 2013 read with relevant rules issued thereunder or by the Institute of Chartered Accountants of India and other recognized accounting practices and policies has not disclosed the information required to be disclosed in terms of Regulation 33 of the SEBI (Listing Obligations and Disclosure Requirements) Regulations, 2015, as amended, including the manner in which it is to be disclosed, or that it contains any material misstatement.

Our conclusion is not modified in respect of this matter.

Date : 08.11.2023

**For D. Tayal & Jain
Chartered Accountants
Firm Registration No. 011181C**



**(CA DEEPAK TAYAL)
Proprietor
Firm Regd. 011181C
M. No. 073102**

UDIN.22073102.BGX.RWZ687L