

Corporate Office :  
406, Silver Oaks Comm. Complex,  
Opp. Arun Society, Paldi,  
Ahmedabad-380 007. Gujarat, India.  
Phone : 079-26584655  
Fax : 079-26588054  
CIN No. : L24231GJ2004PLC043861  
E-mail : info@sakarhealthcare.com  
Web : www.sakarhealthcare.com

**Date: 13<sup>th</sup> May 2026**

To  
The Manager  
Listing Compliance Department  
National Stock Exchange of India Ltd.  
Exchange Plaza, Bandra Kurla Complex,  
Bandra (E), Mumbai-400051, India

**Symbol: SAKAR**

**Sub: Disclosure under Regulation 30 of the Securities and Exchange Board of India (Listing Obligations and Disclosure Requirements) Regulations, 2015 - Presentation on the Audited Financial Results.**

Please find attached the presentation on the Audited Financial Results (Consolidated and Standalone) for the quarter and year ended March 31, 2026.

This is submitted for your information and records.

Thanking You,

Yours faithfully,

**FOR, SAKAR HEALTHCARE LIMITED**

**BHARAT SONI  
COMPANY SECRETARY AND  
COMPLIANCE OFFICER**

**Encl: As above**

The logo for Sakar Healthcare Ltd. is positioned in the top right corner. It features the word "Sakar" in a bold, blue sans-serif font, with a red cross symbol integrated into the letter 'a'. Below "Sakar" is the text "Healthcare Ltd." in a smaller, black sans-serif font. The logo is set against a white hexagonal background.

**Sakar**  
Healthcare Ltd.

The main title of the presentation is "SAKAR HEALTHCARE LIMITED", displayed in a large, white, bold, sans-serif font. It is centered horizontally and positioned above a thin white horizontal line.

**SAKAR HEALTHCARE LIMITED**

The subtitle of the presentation is "Investor Presentation | Q4FY26", displayed in a white, sans-serif font. It is centered horizontally and positioned below the main title.

Investor Presentation | Q4FY26



This presentation and the accompanying slides (the “Presentation”), which have been prepared by **Sakar Healthcare Limited** (the “Company”), have been prepared solely for information purposes and do not constitute any offer, recommendation or invitation to purchase or subscribe for any securities, and shall not form the basis or be relied on in connection with any contract or binding commitment whatsoever. No offering of securities of the Company will be made except by means of a statutory offering document containing detailed information about the Company.

This Presentation has been prepared by the Company based on information and data which the Company considers reliable, but the Company makes no representation or warranty, express or implied, whatsoever, and no reliance shall be placed on, the truth, accuracy, completeness, fairness and reasonableness of the contents of this Presentation. This Presentation may not be all inclusive and may not contain all of the information that you may consider material. Any liability in respect of the contents of, or any omission from, this Presentation is expressly excluded.

Certain matters discussed in this Presentation may contain statements regarding the Company’s market opportunity and business prospects that are individually and collectively forward-looking statements. Such forward-looking statements are not guarantees of future performance and are subject to known and unknown risks, uncertainties and assumptions that are difficult to predict.

These risks and uncertainties include, but are not limited to, the performance of the Indian economy and of the economies of various international markets, the performance of the industry in India and world-wide, competition, the company’s ability to successfully implement its strategy, the Company’s future levels of growth and expansion, technological implementation, changes and advancements, changes in revenue, income or cash flows, the Company’s market preferences and its exposure to market risks, as well as other risks.

The Company’s actual results, levels of activity, performance or achievements could differ materially and adversely from results expressed in or implied by this Presentation. The Company assumes no obligation to update any forward-looking information contained in this Presentation. Any forward-looking statements and projections made by third parties included in this Presentation are not adopted by the Company and the Company is not responsible for such third-party statements and projections.

The logo for Sakar Healthcare Ltd. is located in the top left corner. It consists of the word "Sakar" in a bold, blue, sans-serif font, with a red cross symbol integrated into the letter 'a'. Below "Sakar" is the text "Healthcare Ltd." in a smaller, black, sans-serif font. The logo is set against a white hexagonal background.

**Sakar**  
Healthcare Ltd.

The text "Company Overview" is positioned in the bottom left corner. It is written in a white, bold, sans-serif font. A white horizontal line with a small circle at its left end extends from the text across the bottom of the slide. The background of the slide is a blurred laboratory scene with blue and red lighting, overlaid with a white hexagonal grid pattern.

# From Vision to Value: Sakar Healthcare at a Glance

- Founded by **Mr. Sanjay Shah**, Sakar Healthcare has evolved from a contract manufacturer into an **API-integrated pharmaceutical organization** with a strong presence across **oral solids, injectables, and oncology formulations**.
- Over two decades, the company has built a reputation for **credibility, compliance, and precision**, supported by world-class **WHO and EU-GMP certified facilities** in Gujarat and a global network of partnerships across regulated markets.
- The establishment of a **state-of-the-art oncology facility at Bavla**, equipped with integrated **API and FDF capabilities**, marks a defining milestone in Sakar's transformation. This expansion elevates the company from a reliable formulation partner to a **vertically integrated player** in the global oncology space — combining **scientific innovation, scalable manufacturing, and sustainable operations**.
- As it enters its next phase of growth, Sakar Healthcare stands positioned for **onco-led value creation**, leveraging its legacy of quality and research excellence to deliver **specialized, high-compliance healthcare solutions worldwide**.



**292+**

Product Registrations  
MAAs



**300+**

Dossiers filed (in  
process)



**75+**

International Partners  
Network



**60+**

Country Presence  
(Emerging Markets)



**25+**

Therapeutic Segments  
Coverage



**55**

Oncology Molecules  
Development to Launch

# Board of Directors

## **Sanjay Shah** Promoter, Chairman & Managing Director

Founder-promoter with over decades of cross-industry experience, leading the Company's strategy, operations, and growth initiatives.

## **Aarsh Shah** Promoter, Joint Managing Director

Pharmacist and UK-educated MBA spearheading production, international sales, and global customer relationships.

## **Sunil Marathe** Whole-time Director – Technical

Technical professional with a Master's degree in Organic Chemistry and 30+ years of industry experience, supporting manufacturing and quality operations.

## **Visalakshi Chandramouli** Non-Executive Director

Provides independent oversight and strategic guidance at the board level.

## **Jignesh Parikh** Independent Director

HVAC expert with extensive experience in pharmaceutical manufacturing facilities including Onco, Hormonal, and Beta plants.

## **Khyati Shah** Independent Director

Company Secretary and legal professional with over five years of experience in finance, secretarial, and compliance matters.

## **Megha Samdani** Independent Director

Company Secretary with expertise in mergers, capital raising, and financial restructuring.

## **Hiral Patel** Independent Director

MBA (Finance) with over seven years of experience across finance, banking, taxation, and legal domains.

## **Reeya Kothari** Independent Director

Company Secretary with hands-on experience in taxation, legal, and secretarial functions

# Leadership Team that Drives Growth



*Sakar is at crux of next phase of growth, prepared to enter the niche segment of Oncology to cater to humanity. Sakar is well equipped to deliver High Precision Research works, suitably followed by Technology Transfer and Scale-up to commercialize Anti-Cancer products worldwide."*



**Mr. Sanjay Shah**  
Chairman & MD



**Mr. Aarsh Shah**  
JT. MD



**Mr. Sunil Marathe**  
Technical Director



**Mr. Dharmesh Thaker**  
CFO



**Mr. Bikramjit Ghosh**  
VP-Strategy & Business  
Development

## Vision

To become a global healthcare organization based on three pillars- people, partnership and performance; making lives healthy happy and more meaningful by providing world class healthcare solutions.



## Mission

To strengthen our core competencies to become the preferred choice in existing partnerships and explore new market opportunities to expand range of products and services- respecting laws, protecting environment and benefitting mankind



## Values

Committed team

Loyal to partners

Focused on results

Innovative approach



# Diversified Model

Sakar Healthcare operates a diversified business model comprising **CDMO Services, Own Brand Exports and Product Development Technology Transfer** enabling a balance between stability and strategic growth.

## CDMO / CMO Services

Sakar Healthcare provides **Contract Development and Manufacturing (CDMO/CMO)** services to leading multinational and domestic pharmaceutical companies. The company's integrated setup enables product development, scale-up, and regulatory dossier support under global compliance standards. This vertical ensures consistent capacity utilization and steady recurring revenues.

## Own Brand Exports – The Growth Driver

Sakar markets its own branded formulations across **60+ countries**, building brand equity and higher-margin revenue streams. The company's global footprint spans **APAC, Latin America, Africa, CIS, and Europe**, positioning it as a preferred partner in both branded and generic markets.

## Licensing / Product Development

Sakar Healthcare co-develops product under **patent non-infringing** set and **effect Technology Transfer** or scale up to commercial batches based on partner requirements. Sakar License out developed CTD dossiers.



## MODELS

Licensing & Supply Agreement

Contract Development / Research & Manufacturing Service

Contract Development/ Manufacturing Service

MAH & Distribution

Profit Sharing

Co-development & Technology transfer



## MARKETS

EU and the UK

MENA

AFRICA

LatAm and Canada

APAC

CIS



## PRODUCTS

Oncology Oral solids

Oncology Oral liquids

Oncology liquid injections

Oncology Lyophilized Injection

Oncology bulk drug

Oncology API



## Platform Integration

EU-GMP certified oncology FDF facility with integrated API

Ready EU CTD dossiers with 12 global Marketing Authorizations granted

First patent received; APIs developed with 16 written regulatory confirmation



## Profitability & Partnerships

Diversified model: LSA, CDMO, CRAMS, tech transfer, profit sharing

Oncology delivers ~2x higher margins vs. general formulations

Shift towards own brand exports (70%) enhancing profitability



## Pipeline Strength

55 oncology molecules developed; 32 dossiers ready for launch

Developing Liposomal (Doxorubicin) & HME products (Apalutamide, Olaparib, Enzalutamide)

Focused on development of non-infringing patent formulations for regulated markets



## Purpose & Technology

Advanced Flow Chemistry (Vapourtech, UK) and GEA granulation lines

Toffolo lyophilizes, Di-Dietrich glass reactors ensure global compliance

Green Chemistry, ZLD & solar systems driving sustainable manufacturing



# Trusted by Pharma Leaders



Zydus Lifesciences Limited



Torrent Pharmaceuticals Ltd.



Intas Pharmaceuticals Ltd.



German Remedies Ltd.



Cadila Pharmaceuticals Ltd.



Strides Arcolab Limited



Merck Limited



Pharos Pharmaceutical



Abbott India Ltd.



Indoco Remedies Limited



USV Ltd.



Bharat Serums and Vaccines Limited



Baxter



Biochem



Emcure Pharmaceuticals Limited



Cipla Limited



IPCA Laboratories Ltd.



WOCKHARDT Ltd.

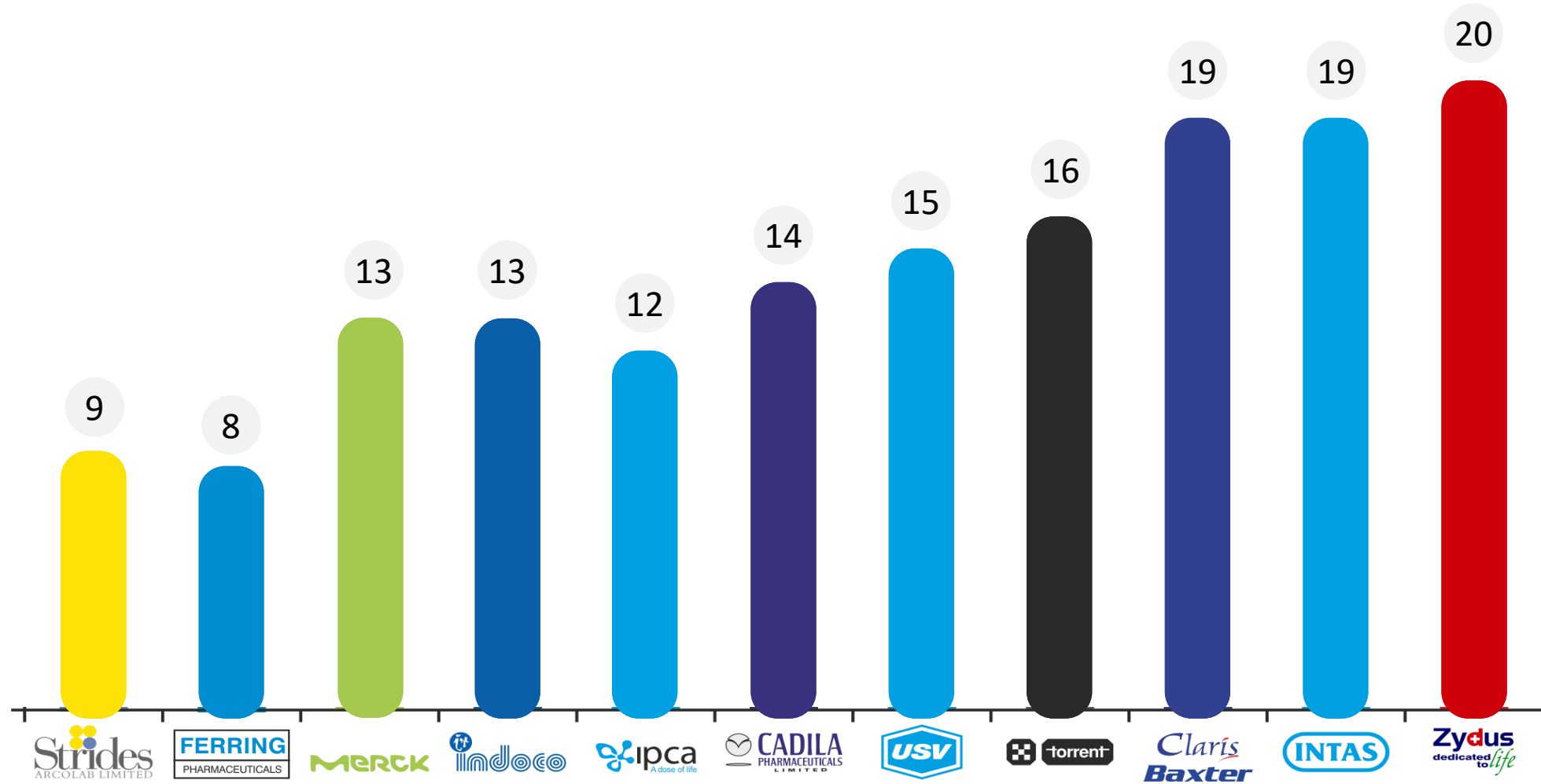


Glenmark Pharmaceuticals Limited



Ferring Pharmaceuticals

# Our Long Standing Client Association



The logo for Sakar Healthcare Ltd. is located in the top left corner. It consists of the word "Sakar" in a bold, blue, sans-serif font, with a red cross symbol integrated into the letter 'a'. Below "Sakar" is the text "Healthcare Ltd." in a smaller, black, sans-serif font. The logo is set against a white hexagonal background.

**Sakar**  
Healthcare Ltd.

The text "Oncology – The Future with Sakar" is positioned in the bottom left corner. It is written in a white, bold, sans-serif font. A white horizontal line with a small circle at its left end extends from the text across the bottom of the image. The background of the entire image is a laboratory scene with a blue and red color palette, featuring a scientist in a white lab coat and safety goggles working with a red vial. The scene is overlaid with a network of white hexagons and lines, suggesting a molecular or technological theme.

**Oncology – The Future with Sakar**

# Oncology – the driving growth engine

Oncology lies at the core of Sakar Healthcare’s transformation. As the global cancer burden continues to rise, the need for safer, more accessible, and effective therapies has never been greater.

With the growing prominence of biologics, cytotoxic, and complex generics, oncology presents one of the most compelling opportunities in pharmaceuticals—defined by high entry barriers, limited competition, and superior profitability.

For Sakar, entering the oncology space is not merely a business expansion—it represents a deliberate shift toward value-driven innovation and scientific purpose. Our EU-GMP approved Bavla facility, equipped with integrated API and FDF capabilities and advanced flow chemistry systems, enables seamless progression from research to commercialization under one roof.

## Oncology in Indian Pharmaceutical landscape

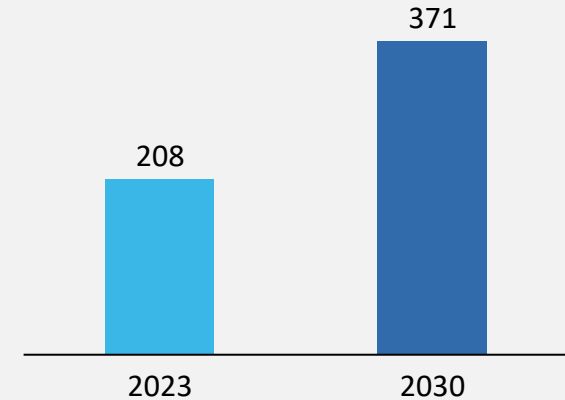
**Rising cancer incidence** -In India, projected numbers for cancer patients is expected to rise from approximately **1.46 million in 2022 to 1.57 million in 2025.**

The oncology drugs market is a major segment, with a projected value of **\$7.8 billion by 2030.**

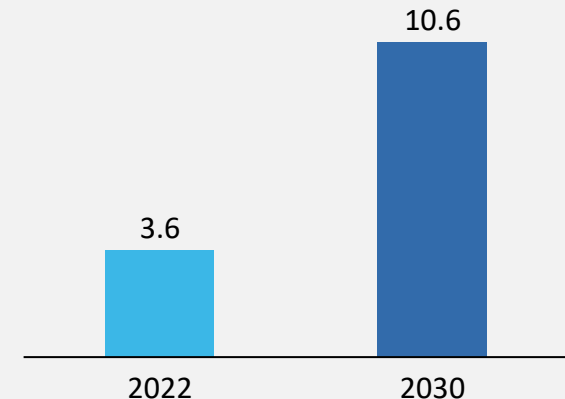
The NGS (Next-Generation Sequencing) market, particularly for targeted and gene panel sequencing, is also experiencing rapid growth, with a **CAGR of 18% from 2024 to 2030.**

Growing awareness about cancer, early detection, and the use of advanced diagnostic technologies are **contributing to market growth.**

## Global Oncology Market (USD Bn)



## Indian Oncology Market (USD Bn)



A research-driven, API-integrated, EU-GMP approved oncology FDF unit. Empowering global access to high-potency cancer therapies through precision research, advanced manufacturing, and sustainable innovation.



## Strategic Overview

### Facility:

- **Bavla, Gujarat** – EU-GMP approved, vertically integrated oncology plant
- **Product Capability:** Oral solids, oral liquids, sterile injections (liquid & lyophilised), and oncology APIs (De-Dietrich glass reactors for complex oncology molecules)
- **R&D Excellence:** Integrated F&D, ADL, and R&D labs equipped with Flow Chemistry (Vapourtec, UK)
- **Innovation Focus:** Liposomal, HME-based, and cytotoxic oral liquid formulations to enhance patient compliance and bioavailability



## Portfolio Strength:

**55** oncology products developed in-house  
**32** ready for global launch  
**12 Marketing Authorisations (MAs)** granted in EU and worldwide



## Annual Production

**APIs – 12.3 MT**  
**Oral solids – 97 million tablets, 29 million capsules**  
**Sterile injectables – 13 million vials**  
**Lyophilised – 22,000 vials per cycle (10 ml)**

## Key Differentiators

Vertically integrated from API to Finished Dosage	High containment (OEL Level 4) facility ensuring safety and compliance	Green Chemistry adoption for energy efficiency and waste reduction	Technology Transfer & Scale-Up ready labs supporting CRAMS, CDMO, & co-development models	In-house EU-CTD dossier preparation with bioequivalence studies from EMA/USFDA-approved CROs
---	--	--	---	--

# Liquid / Lyophilised Injectable Unit - Oncology

## Manufacturing Capacity (Cytotoxic injections)

Container Size	Capacity Per Hour
2ml to 10 ml	7200
20ml / 30 ml	3000

## Lyophilized Product Capacity

Container Size	Capacity / Cycles
10 ml	22000 Vials



### Significance of the Unit

Eurovent certified AHU

Water system-two pass RO with EDI

ETP (zero-discharge)

## Manufacturing Capacity (Cytotoxic OSD)

ORAL SOLID UNIT - Oncology	Capacity
Bulk Drug	6.5-120kg/Shift
Tablet	324000 tablets/Shift
Capsule Filling	96000 capsules/Shift
Blister Packing	324000 tablets/Shift
Bottle Packing	324000 tablets/Shift



### EU-GMP Approved Oncology OSD Unit

The facility meets European regulatory standards, reflecting global manufacturing compliance. Its design allows seamless scale-up from pilot to commercial batches, reducing technology transfer challenges. This ensures faster market entry and reliability in regulated supply chains.

### Containment and Isolation Systems for OEL Compliance

Operations are performed in fully contained suites to safely handle high-potent APIs. The setup maintains operator and environmental protection, achieving required OEL standards upto level 4. Such containment capability differentiates Sakar as a trusted oncology manufacturer.

### Fully Automatic Line with Global Machinery Integration

The plant features automated operations from granulation to final packing. Equipment sourced from GEA, Glatt, IMA, ACG, and Sejong ensures consistency and quality precision. This high degree of automation minimizes human intervention and product variability.

### Oral Liquid Oncology Section with Advanced Compounding

Includes a 500L compounding vessel equipped with an in-line homogenizer and filtration system. The system supports viscous and sensitive oncology liquids, maintaining uniformity and stability. This adds flexibility to Sakar's oncology portfolio by covering both solid and liquid dosage forms.

# Oral Solids and Injections – Oncology Dossier List

Sr.	OSD Product list	Strength
1	<b>Imatinib Tablets</b>	400mg, 100mg
2	<b>Gefitinib Tablet</b>	250mg
3	<b>Erlotinib Tablet</b>	150mg, 100mg
4	<b>Abiraterone Tablets</b>	500mg, 250mg
5	<b>Lenalidomide Capsule</b>	25mg, 2.5mg, 5mg, 10mg, 15mg, 20mg
6	<b>Anastrozole Tablet</b>	1mg
7	<b>Letrozole Tablet</b>	2.5mg
8	<b>Tamoxifen Tablet</b>	20mg, 10mg
9	<b>Sunitinib Capsule</b>	50mg, 25mg, 12.5mg
10	Capecitabine Tablet #	500mg
11	<b>Hydroxyurea Capsule</b>	500mg, 250mg
12	<b>Methotrexate Tablet</b>	2.5mg, 5mg, 7.5mg, 10mg, 15mg
13	Dasatinib Tablet**	20mg, 50mg, 70mg, 80mg, 100mg
14	Temozolamide Capsule**	100mg, 250mg
15	Enzalutamide Capsule**	40mg
16	<b>Mercaptopurine Tablet</b>	50mg

BE Completed-**Bold** # Applied for NOC to conduct BE Study \*\*Ready to Conduct BE Study

Sr.	Injection Product list	Strength
1	Docetaxel Injection	80mg/4ml, 20mg/ml, 160mg/8ml
2	Gemcitabine Injection*	200mg/vial, 1gm/vial
3	Gemcitabine for Injection	1000mg/26.3ml
4	Irinotecan Injection	100mg/5ml, 40mg/2ml
5	Carboplatin Injection	450mg/45ml, 150mg/15ml, 50mg/5ml, 600mg/60ml
6	Oxaliplatin Injection	50mg/10ml, 100mg/20ml
7	Doxorubicin for Injection*	50mg/vial
8	Paclitaxel Injection	30mg/5 ml, 100mg/16.7ml, 300mg/50ml, 260mg/43.33ml
9	Pemetrexed for Injection*	500mg/vial, 100mg/vial
10	Bortezomib for Injection*	3.5mg/vial
11	Methotrexate Injection!	50mg/2ml
12	Cytarabine Injection!	100mg/1ml, 500mg/5ml, 2gm/20ml, 1gm/10ml
13	Cisplatin Injection!	100mg/100ml, 50mg/50ml, 25mg/25ml, 10mg/10ml
14	Mitomycin for Injection*!	2mg/vial, 10mg/vial, 40mg/vial
15	Azacitidine Injection*!	100mg/vial
16	Doxorubicin Solution for Injection!	10mg/5ml, 50mg/25ml

\* Lyophilised Injection





! Under Stability Study

# Oral Liquid FDF & API Developed

Sr.	Oral Liquid Product List	Strength
1	Capecitabine Oral Suspension	200mg/ml
2	Dasatinib Oral Suspension	40mg/ml
3	Enzalutamide Oral Solution	32mg/ml
4	Erlotinib Oral Suspension	20mg/ml
5	Hydroxycarbamide Oral Suspension	100mg/ml
6	Imatinib Oral Solution	400mg/5ml
7	Lenalidomide Oral Suspension	25mg/5ml
8	Mercaptopurine Oral Suspension	20mg/ml
9	Methotrexate Oral Solution	2mg/ml
10	Sunitinib Oral Suspension	10mg/ml
11	Tamoxifen Citrate Oral Solution	20mg/10ml
12	Temozolomide Oral Suspension	30mg/ml

Sr.	Product Developed in-house, PV Planned	Strength
1	Doxorubicin HCl Liposome Injection	2mg/ml
2	Bendamustine for Injection Lyophilised	25mg/vial, 100mg/vial
3	Sorafenib Tablet	200mg
4	Lapatinib Tablet	250mg
5	Palbociclib Tablet	75mg, 100mg, 125mg
6	Cyclophosphamide Tablet	50mg
7	Everolimus Tablet	5mg, 10mg
8	Pazopanib Tablet	200mg, 400mg
9	Exemestane Tablet	25mg
10	Bicalutamide Tablet	50mg

Sr.	Products	CAS No.	Specification	CEP	Written Confirmation	DMF
1	Gefitinib	184475-35-2	EP/IP	Available	Available	Available
2	Imatinib Mesylate	152459-95-5	EP/IP	Submitted	Available	Available
3	Cytarabine	147-94-4	EP/IP	Available		Available
4	Gemcitabine HCl	122111-03-9	EP/IP	Awaited Approval	Available	Available
5	Letrozole	112809-51-5	EP/IP	Planned in Mid 2026	Available	Available
6	Anastrozole	120511-73-1	USP/EP/IP	Planned in Mid 2026	Available	Available
7	Sorafenib	284461-73-0	EP/IP	Planned in Mid 2026	Available	Available
8	Oxaliplatin	61825-94-3	USP/EP/IP	Planned in Mid 2026		Available
9	Carboplatin	41575-94-4	USP/EP/IP	Planned in Mid 2026		Available
10	Abiraterone Acetate	154229-18-2	USP/IP		Available	Available
11	Azacitadine	320-67-2	IP		Available	Available
12	Bicalutamide	90357-06-5	EP		Available	Available
13	Bortezomib	179324-69-7	IH		Available	Available
14	Busulfan	55-98-1	USP/IP			Available
15	Capecitabine	154361-50-9	USP/IP		Available	Available
16	Cyclophosphamide	50-18-0	EP/IP		Available	Available
17	Dasatinib	302962-49-8	IH			Available
18	Erlotinib	183321-74-6	IP		Available	Available
19	Carmustine	154-93-8	EP			Available
20	Temozolamide	85622-93-1	EP/IP		Available	Available
21	Irinotecan HCl Trihydrate	136572-09-3	EP/IP		Available	Available

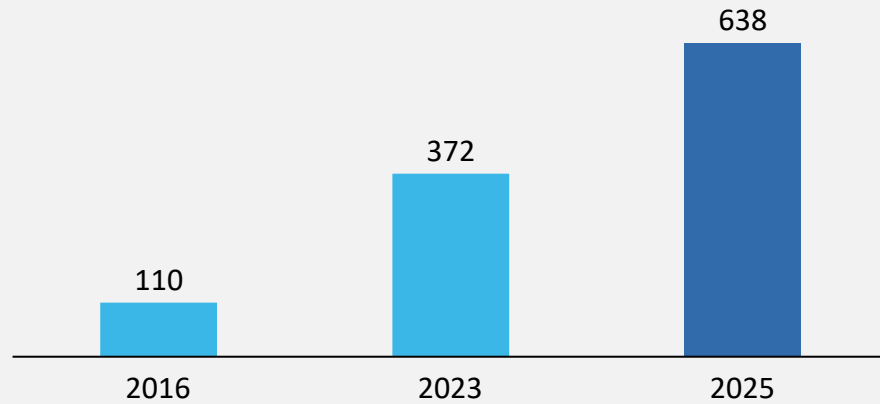
Oral Solids 	Injection 	APIs 	Liquid orals 
22 products developed	21 products developed	22 APIs developed	12 products developed
16 EU CTD dossiers	16 EU CTD dossiers	15 with Written Confirmation	
9 products in pipeline	9 products in pipeline	5 applied for CEP (Received approval - 2)	

- 11 Bio-study completed from EMA / US FDA approved CROs
- RLD's are from EU



**Industry Overview & Growth Drivers**

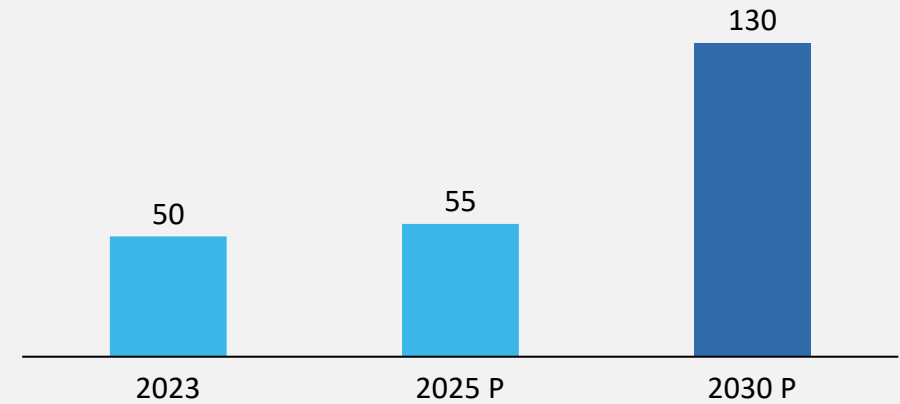
### Indian Health Care (In US\$ Billion)



The sector is growing at a robust 17.5-22.5% CAGR, driven by innovation across hospitals, pharmaceuticals, and diagnostics

Rising income levels, an ageing population, growing health awareness and a changing attitude towards preventive healthcare is expected to boost healthcare services demand in the future

### Indian Pharmaceutical Market (US\$ billion)



Indian pharmaceutical industry is known for its generic medicines and low-cost vaccines globally. Transformed over the years as a vibrant sector, presently Indian pharma ranks third in pharmaceutical production by volume

Drug Formulations and Biologicals stood at US\$ 22.92 billion, accounting for 75% of total pharmaceutical exports in FY25



## Ageing Population & Chronic Disease Burden

01

Over 1 in 6 people globally will be aged 60+ by 2030, driving demand for long-term care and chronic treatments.

## Shift Toward Value-Based & Preventive Care

02

Increasing adoption of data analytics and personalized medicine to improve outcomes and reduce costs.

## R&D and Innovation Focus

03

Global pharma R&D spending projected to exceed USD 280 billion by 2030, boosting innovation in specialty therapies.

## Government & Policy Support

04

Initiatives improving access, insurance coverage, and manufacturing incentives in emerging markets like India.

## Growing CDMO/CRAMS Partnerships

05

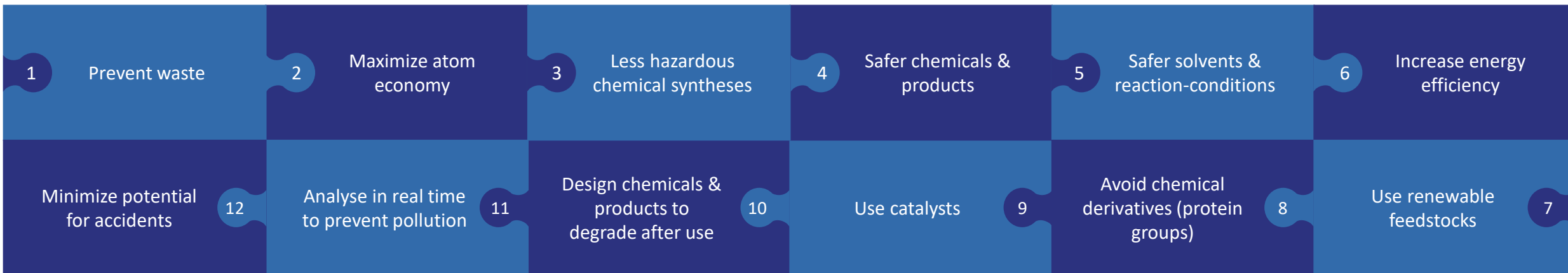
Outsourcing by global pharma expected to grow at 10–12% CAGR, enhancing manufacturing scalability.

## Sustainability & Green Manufacturing

06

Industry shift toward eco-friendly and zero-discharge production systems for global compliance.

## Green Chemistry **12 Principles**



Vapourtec R Series System, UK	Glass Line Reactors from De-Dietrich, Italy	OSD Containment Granulation and Compression Line, GEA, Belgium	Glatt-Autocoater, Germany	Tablet Capsule Inspection Machine by Sensum, Slovenia	Sterile Manufacturing Line with Lyophiliser, Tofflon	Kevin Roll Compacter	Bulk packaging Line IMA, Germany
-------------------------------	---	--	---------------------------	---	--	----------------------	----------------------------------

### Enables Green Chemistry

Adopted techniques like Flow-Chemistry (Vapourtech) - safer with small reaction volumes, low solvent-reagent, low risk of environment exposure

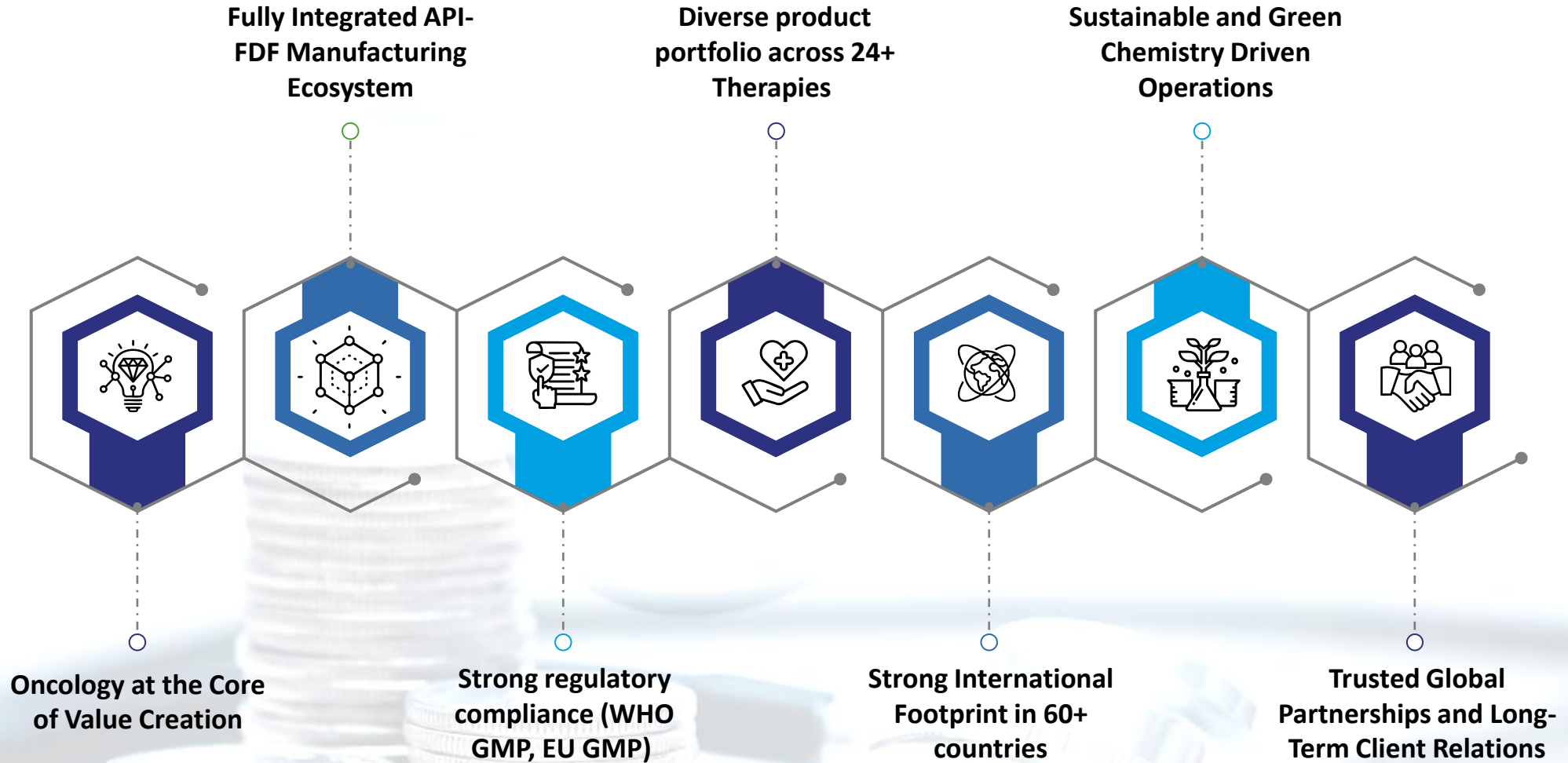
Containment manufacturing-lines or Isolators in place to support Green Chemistry principles

Designs and processes are in place to suit Green Chemistry objectives

Newly installed facility along with world class equipment, provides Sakar competitive edge



# Key Investment Proposition





**100+**

Overseas Business contracts



**300+**

Dossier approval



**20+**

Domestic partners



**19**

(9 products)  
API supply partners



**Sakar**  
Healthcare Ltd.



**Manufacturing Prowess**

# Liquid / Lyophilised Injectable Unit (Vials and Ampoules)

## Manufacturing Capacity (SVP)

Ampoules	1ml & 2ml	18000
	3ml	16000
	5ml	14000
Vials	2ml	18000
	5ml & 10ml	15000
	20ml & 30ml	12000



**30+**  
No. of Products in the  
Category

## Manufacturing Capacity Lyophilised

Vials	10ml	22000
-------	------	-------

### Significance of the Unit

Sublimation based lyophilization improves product shelf life and reconstitution quality.

Handles both liquid and lyophilized injectables under one roof

Equipped with Toftlon lyophilizer and ORABS technology – freeze drying with autoloading and unloading

HEPA filtered Class 100 environment ensures aseptic processing

# Cephalosporin - Oral Solid Unit (Tablets, Capsules, Dry Syrups & Sachets)

## Manufacturing Capacity

Process	Capacity (kgs/shift)
Granulation	500 Kgs/shift
Blending	1000 kgs /shift
Compression	1200000/shift
Filling	1200000/ shift
ALU- ALU packing	1200000/ shift
ALU- ALU packing	600000/shift
Dry Syrup	25000/shift



### Significance of the Unit

Core hub for oral solids with wide dosage flexibility (80–1500 mg tablets, 250–500 mg capsules).

Fully automated line from granulation to packing, minimizing contamination and material loss.

Offers packaging versatility – ALU-ALU, ALU-PVC, strip & dry syrup – suited for diverse market needs.

HEPA-filtered environment with controlled storage ensure

# Cephalosporin – Injectable Unit (Dry Powder)

## Manufacturing Capacity

Container size	Capacity (per Hour)
250 mg	14400
500 mg	14400
1 gm / 2 gm	11500
3 gm / 5 gm	8500



### Significance of the Unit

Key sterile block for antibiotic dry powder vials (250 mg to 5 g range).

Ensures aseptic integrity with HEPA-controlled environment and segregated flows.

High-speed visual inspection (15,000 vials/hour) and automated packaging ensure quality and efficiency.

Controlled storage with humidity regulation maintains product stability and compliance

# Oral Liquid Unit (Syrup & Suspension)

## Manufacturing Capacity

Volumes	No of bottles/ Shift
10 ml	75000
30 ml	75000
60 ml	50000
100 ml	60000
200 ml	30000



### Significance of the Unit

Key sterile block for antibiotic dry powder vials (250 mg to 5 g range).

Ensures aseptic integrity with HEPA-controlled environment and segregated flows.

High-speed visual inspection (15,000 vials/hour) and automated packaging ensure quality and efficiency.

Controlled storage with humidity regulation maintains product stability and compliance

The logo for Sakar Healthcare Ltd. is located in the top left corner. It consists of the word "Sakar" in a bold, blue, sans-serif font, with a red cross symbol integrated into the letter 'a'. Below "Sakar" is the text "Healthcare Ltd." in a smaller, black, sans-serif font. The logo is set against a white hexagonal background.

**Sakar**  
Healthcare Ltd.

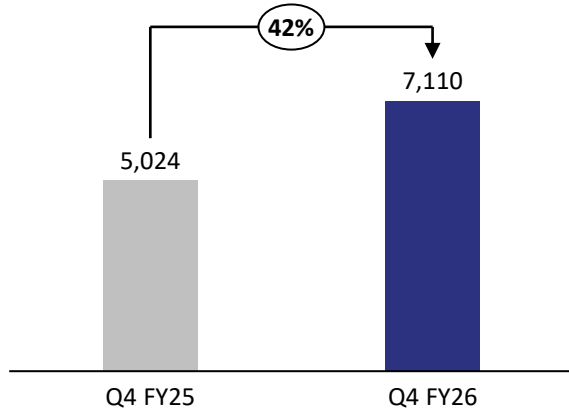
The text "Financial Performance" is positioned in the bottom left corner. It is written in a white, bold, sans-serif font. A white horizontal line with a small white circle at its left end extends from the text across the bottom of the slide. The background of the slide is a blurred laboratory scene with blue and red lighting, overlaid with a white hexagonal grid pattern.

- Sakar Healthcare delivered a strong Q4FY26 performance, with revenue rising **42% YoY to ₹7,110 lakhs**, supported by oncology-led growth, new market authorizations, and healthy demand across geographies.
- The quarter reflects **continued execution across key business initiatives** and improving traction in core markets.
- Profitability improved meaningfully during the quarter, with **EBITDA increasing 67% YoY to ₹2,624 lakhs** and **EBITDA margin expanding to 37%**, reflecting better operating leverage, improved efficiencies, and disciplined cost control.
- **PAT margin also strengthened sharply to 16%**, highlighting the quality of earnings improvement.
- The **oncology business continues to emerge as a key growth driver**, with rising scale, expanding product reach, and increasing export opportunities supporting future momentum.
- With approvals translating into launches and supplies, the company appears **well positioned for a stronger FY27**, led by oncology ramp-up and improving export traction.
- Completed **over 60 Business Contracts** with oncology products & over 35 discussions are ongoing
- **Of 250 dossiers shared globally, 125 have been submitted and 12 have received Marketing Authorizations** from Regulatory Authorities
- **21 of 32 developed oncology products dossiers shared**; of which **11 dossiers have received approval** (Abiraterone-1, Imatinib-1, Tamoxifen-1, Capecitabine-1, Gemcitabine-2, Carboplatin3, Irinotecan-1, Docetaxel-2)
- **Technology Transfer projects with oncology products are ongoing** for Accord-Intas, Torrent-UK & Germany, Emcure, Glenmark, Zydus of which 4 have received site variation approvals (2 each in the UK and in EU)

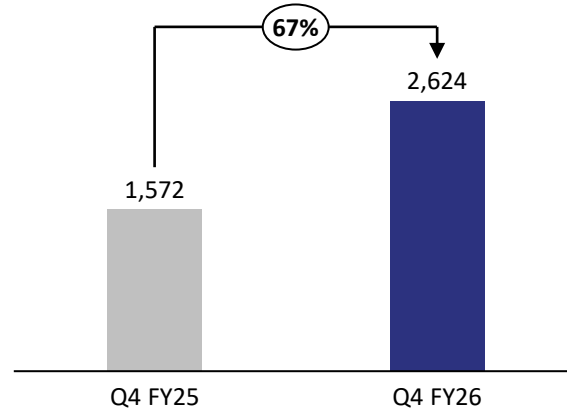
# Q4 & FY26 – Consolidated Financial Highlights

INR in Lakhs

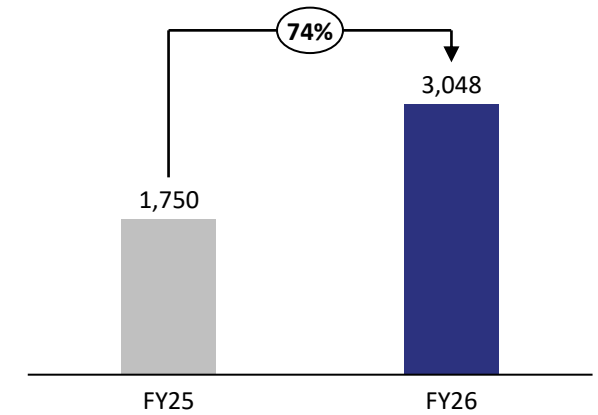
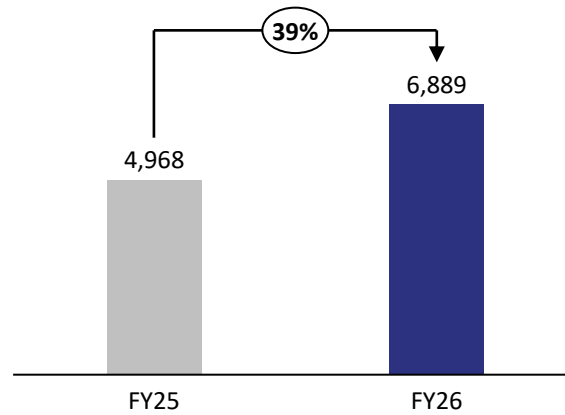
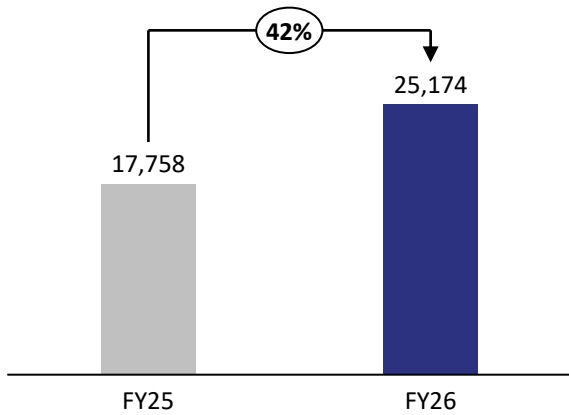
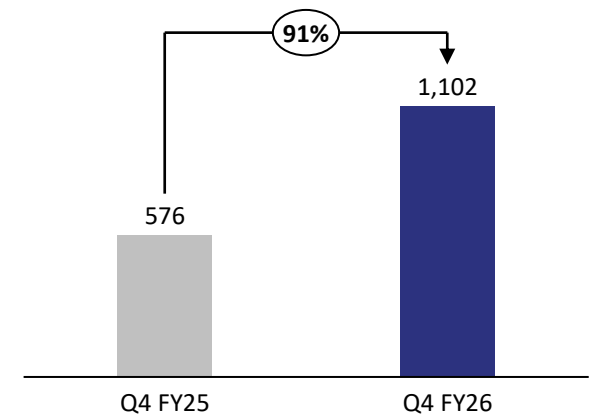
## Revenue



## EBITDA



## PAT



# Q4 & FY26 – Consolidated Profit & Loss Statement

Particulars (INR in Lakhs)	Q4 FY26	Q4 FY25	Y-o-Y	Q3 FY26	Q-o-Q	FY26	FY25	Y-o-Y
<b>Revenue from Operations</b>	7109.70	5024.18	<b>42%</b>	7034.24	<b>1%</b>	25173.60	17758.47	<b>42%</b>
COGS	2838.09	1467.12		3553.71		12327.67	8226.27	
<b>Gross Profit</b>	<b>4271.61</b>	<b>3557.06</b>	<b>20%</b>	<b>3480.53</b>	<b>23%</b>	<b>12845.93</b>	<b>9532.20</b>	<b>35%</b>
<b>Gross Profit Margin (%)</b>	<b>60%</b>	<b>71%</b>		<b>49%</b>		<b>51%</b>	<b>54%</b>	
Employee Expenses	1293.80	1588.82		988.74		3871.69	3164.85	
Other Expenses	354.24	395.77		632.51		2085.42	1399.03	
<b>EBITDA</b>	<b>2623.57</b>	<b>1572.47</b>	<b>67%</b>	<b>1859.28</b>	<b>41%</b>	<b>6888.82</b>	<b>4968.32</b>	<b>39%</b>
<b>EBITDA Margin (%)</b>	<b>37%</b>	<b>31%</b>		<b>26%</b>		<b>27%</b>	<b>28%</b>	
Other Income	17.12	18.22		50.77		228.74	131.27	
Depreciation	593.57	547.70		637.27		2356.45	2088.22	
Finance Cost	241.12	419.34		177.54		785.59	853.50	
Exceptional items							-5.14	
<b>Profit before Tax</b>	<b>1806.00</b>	<b>623.65</b>	<b>190%</b>	<b>1095.25</b>	<b>65%</b>	<b>3975.52</b>	<b>2152.73</b>	<b>85%</b>
<b>Profit before Tax(%)</b>	<b>25%</b>	<b>12%</b>		<b>16%</b>		<b>16%</b>	<b>12%</b>	
Tax	703.57	47.54		70.34		927.06	402.53	
<b>Profit After Tax</b>	<b>1102.43</b>	<b>576.11</b>	<b>91%</b>	<b>1024.91</b>	<b>8%</b>	<b>3048.46</b>	<b>1750.20</b>	<b>74%</b>
<b>PAT Margin (%)</b>	<b>16%</b>	<b>11%</b>		<b>15%</b>		<b>12%</b>	<b>10%</b>	
Basic EPS (As per Profit after Tax)	4.96	2.66		4.59		13.70	7.97	

# Q4FY26 – Consolidated Balance Sheet

Particulars (INR in Lakhs)	Mar-26	Mar-25
<b>ASSETS</b>		
<b>Non-Current Assets</b>		
Property, Plant and Equipment	31,905.90	30,434.93
Goodwill		
Capital work-in-progress	396.53	1,670.35
Investment Property		
Intangible Assets	742.70	461.07
Intangible asset under development		
Non Current Financial Assets	30.06	30.06
Deferred Tax Asset (Net)		
Non-Current Tax Assets (net)		
Other Non-Current Assets	979.90	56.97
<b>Total Non - Current Assets</b>	<b>34055.09</b>	<b>32653.38</b>
<b>Current Assets</b>		
Inventories	7,004.14	4,359.24
Financial Assets		
Investments		
Trade Receivables	5,008.33	3,072.30
Cash and Cash Equivalents	4.21	10.16
Other bank balance	21.75	20.77
Loans		
Other Financial Assets		
Contract Assets		
Other Current Assets	2,007.42	1,410.25
Current tax asset (net)		
<b>Total Current Assets</b>	<b>14045.86</b>	<b>8872.72</b>
<b>Total Assets</b>	<b>48100.94</b>	<b>41526.10</b>

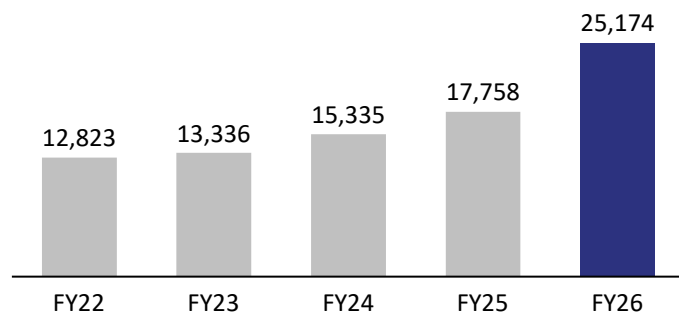
Particulars ( INR in Lakhs)	Mar-26	Mar-25
<b>Equity</b>		
Equity Share Capital	2,224.99	2,194.99
Other Equity	30,220.26	26,064.60
Money Received Against Share Warrant		288
<b>Total Equity</b>	<b>32,445.25</b>	<b>28,547.59</b>
<b>Liabilities</b>		
<b>Non-Current Liabilities</b>		
<b>Financial Liabilities</b>		
(i) Borrowings	3,135.30	5,359.42
(ii) Lease Liabilities		
(iii) Other Financial Liabilities		
Deferred Tax Liabilities (net)	1,285.82	1,034.44
Provisions	280.84	266.04
<b>Total Non-Current Liabilities</b>	<b>4,701.96</b>	<b>6,659.90</b>
<b>Current Liabilities</b>		
<b>Financial liabilities</b>		
(i) Borrowings	2,395.09	2,136.05
(ii) Trade Payables	5,154.00	2106.66
(iii) Lease Liabilities		
(v) Other Financial Liabilities	1,523.00	1,142.00
Other Current Liabilities	1,017.45	801.30
Provisions	864.19	132.60
Current Tax Liabilities (Net)		
<b>Total Current Liabilities</b>	<b>10,953.71</b>	<b>6,318.61</b>
<b>Total Equity and Liabilities</b>	<b>48,100.94</b>	<b>41,526.10</b>

# Q4FY26 – Consolidated Cash Flow Statement

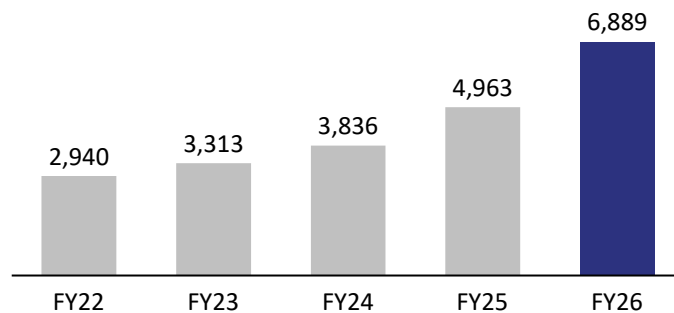
Cash Flow Statement (INR in Lakhs)	FY26	FY25
<b>Cash Flow from Operating Activities</b>		
Profit before Tax	3,975.52	2,152.73
<b>Operating Profit before Working Capital Changes</b>	<b>7,056.11</b>	<b>5,048.63</b>
Changes in Working Capital	-1,729.41	-1,408.00
<b>Cash Generated from Operations</b>	<b>5,326.70</b>	<b>3,640.63</b>
Less: Direct Taxes paid	-400.90	-237.42
<b>Net Cash from Operating Activities</b>	<b>4,925.80</b>	<b>3,403.21</b>
Cash Flow from Investing Activities	-2,835.22	-3,070.92
Cash Flow from Financing Activities	-2,095.55	-347.91
<b>Net increase/ (decrease) in Cash &amp; Cash equivalent</b>	<b>-4.97</b>	<b>-15.62</b>
Add: Cash and cash equivalents as at beginning of the period	30.93	46.55
<b>Cash and cash equivalents as at end of the period</b>	<b>25.96</b>	<b>30.93</b>

# Historical Financial Highlights

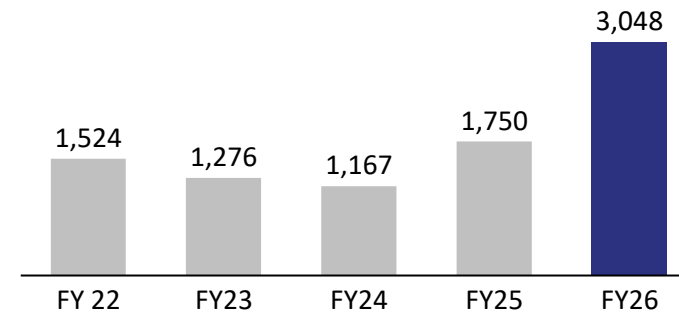
### Revenue from operations (INR in Lakhs)



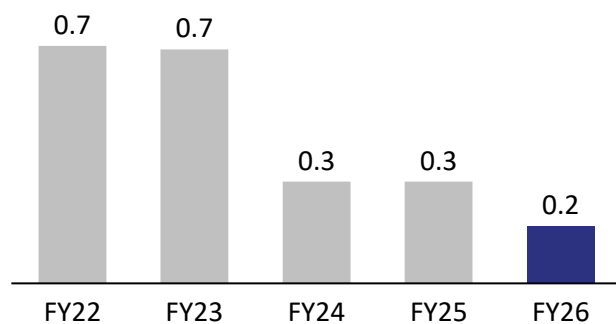
### Operating Profit (INR in Lakhs)



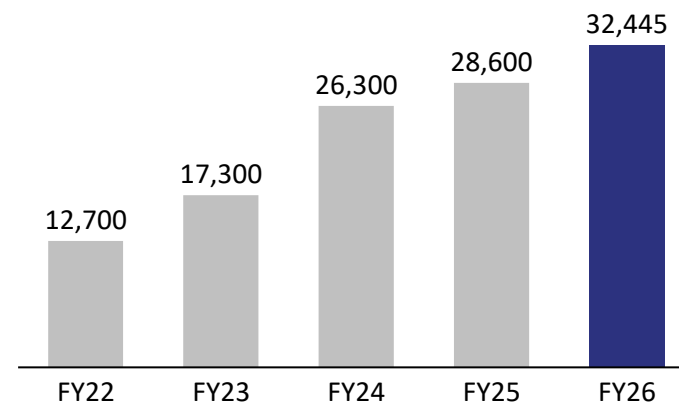
### Consolidated PAT (INR in Lakhs)



### Debt to Equity (x)



### Net-worth (INR in Lakhs)\*





**THANK YOU**





For further information,  
please contact:

Company :

**Sakar**  
Healthcare Ltd.

**Sakar Healthcare Limited**

CIN: L24231GJ2004PLC043861

Email – [info@sakarhealthcare.com](mailto:info@sakarhealthcare.com)  
[cs@sakarhealthcare.com](mailto:cs@sakarhealthcare.com)

Investor Relations Advisors :

**MUFG**

**MUFG Intime India Private Limited**

A part of MUFG Corporate Markets,  
a division of MUFG Pension & Market Service

**Mr. Nikunj Seth**

[nikunj.seth@in.mpms.mufg.com](mailto:nikunj.seth@in.mpms.mufg.com)

**Mr. Sejal Bhattar**

[sejal.bhattar@in.mpms.mufg.com](mailto:sejal.bhattar@in.mpms.mufg.com)

Meeting Request

Link

