Ref No: PNC/SE/68/16-17

Date: 13.12.2016

To,
The Manager
The Department of Corporate Services
BSE Limited
Floor 25, P.J. Towers,
Dalal Street, Mumbai-400 001
Scrip code:539150

To,
The Manager
The Listing Department
National Stock Exchange of India Limited
Exchange Plaza, Bandra Kurla Complex,
Bandra (East), Mumbai-400 051
Scrip code: PNCINFRA

Dear Sir,

Sub: Revised Investor updates on the financial results of the Company for the quarter/ half year ended September 30, 2016

This is further to our intimation vide Letter Ref No. PNC/SE/67/16-17 dated December 09, 2016 regarding Investor Update on Financial Performance for the quarter/ half year ended September 30, 2016, Please find enclosed herewith a copy of Revised Investor Updates on Financial Performance for the quarter/ half year ended September 30, 2016.

This information is submitted pursuant to Regulation 30(6) of SEBI (Listing Obligations and Disclosure Requirements) Regulations, 2015.

We request you to take note of the same.

Thanking you,

For PNC Infratech Limited

PNC INFRATECH LTD. NEW DELHI

Devendra Kumar Agarwal
Chief Financial Officer

Encl: as above

PNC Infratech Limited

Results Update Presentation

Q2 and H1 FY 2016-17

Safe Harbour

This presentation and the accompanying slides (the "Presentation"), which have been prepared by PNC Infratech Limited (the "Company"), have been prepared solely for information purposes and do not constitute any offer, recommendation or invitation to purchase or subscribe for any securities, and shall not form the basis or be relied on in connection with any contract or binding commitment whatsoever. No offering of securities of the Company will be made except by means of a statutory offering document containing detailed information about the Company.

This Presentation has been prepared by the Company based on information and data which the Company considers reliable, but the Company makes no representation or warranty, express or implied, whatsoever, and no reliance shall be placed on, the truth, accuracy, completeness, fairness and reasonableness of the contents of this Presentation. This Presentation may not be all inclusive and may not contain all of the information that you may consider material. Any liability in respect of the contents of, or any omission from, this Presentation is expressly excluded.

This presentation contains certain forward looking statements concerning the Company's future business prospects and business profitability, which are subject to a number of risks and uncertainties and the actual results could materially differ from those in such forward looking statements. The risks and uncertainties relating to these statements include, but are not limited to, risks and uncertainties regarding fluctuations in earnings, our ability to manage growth, competition (both domestic and international), economic growth in India and abroad, ability to attract and retain highly skilled professionals, time and cost over runs on contracts, our ability to manage our international operations, government policies and actions regulations, interest and other fiscal costs generally prevailing in the economy. The Company does not undertake to make any announcement in case any of these forward looking statements become materially incorrect in future or update any forward looking statements made from time to time by or on behalf of the Company.

1

Key Highlights & Financials

Standalone Financial Highlights

Q2 FY17

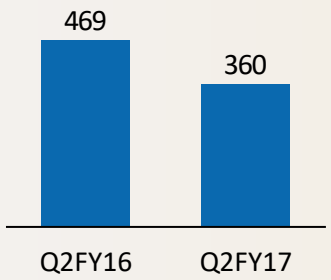

Revenue
Rs. 360 Crs

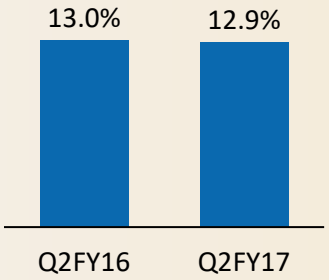

EBITDA
Rs. 46 Crs

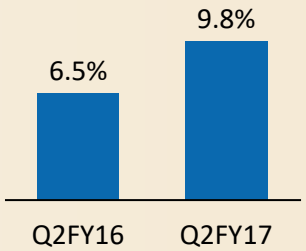

PAT
Rs. 35 Crs

"Q2FY17 had extremely heavy rains. Progress of works at all our project sites badly affected due to continuous rains in this region and at many sites the works under execution were also damaged due to storm water and flooding. This has resulted in fall in revenues on a YoY basis."

H1 FY17

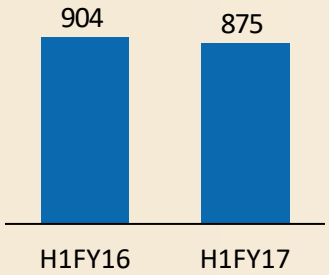

Revenue
Rs. 875 Crs

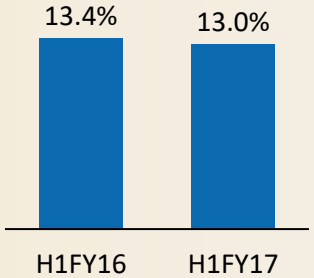

EBITDA
Rs. 113 Crs

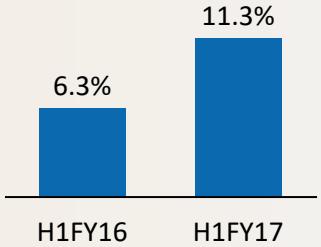

PAT
Rs. 99 Crs

Consolidated Financial Highlights

Q2 FY17

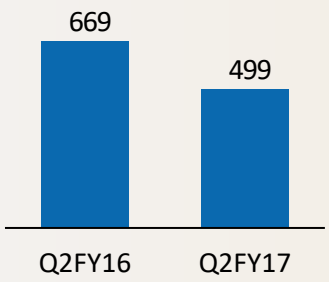

Revenue
Rs. 499 Crs

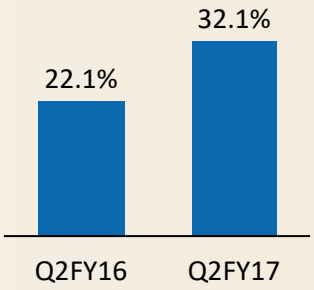

EBITDA
Rs. 160 Crs

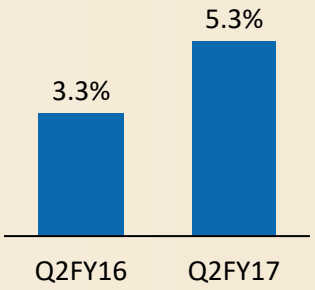

PAT^
Rs. 27 Crs

"Q2FY17 had extremely heavy rains. Progress of works at all our project sites badly affected due to continuous rains in this region and at many sites the works under execution were also damaged due to storm water and flooding. This has resulted in fall in revenues on a YoY basis."

H1 FY17

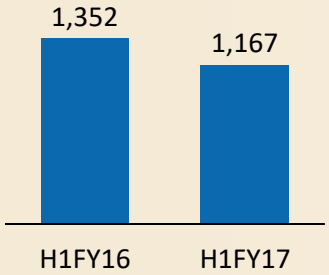

Revenue
Rs. 1,167Crs

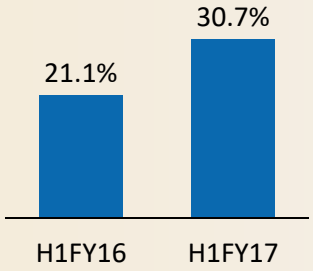

EBITDA
Rs. 358 Crs

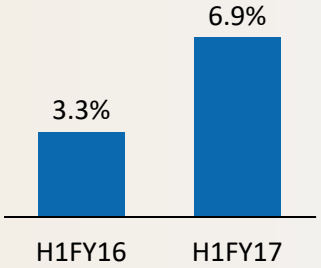

PAT^
Rs. 81 Crs

^ - After MI & share in profit/ loss of associate cos.

Other Highlights – H1 FY17

First HAM Project

First HAM Project

4 laning / 2 laning with paved shoulders of Dausa-Lalsot-Kauthun section of NH-11 A (Extension) in the state of Rajasthan under NHDP IV, on Hybrid Annuity Model for a bid project cost of Rs. 881.0 crores

Projects Award

Received projects worth Rs. 1,374 crores for Year till date

- ✓ Bid Project Cost Rs. 881 crores of Dausa –Lalsot-Kauthun Section received from NHAI
- ✓ Project worth Rs. 233 crores of Etah to Kasganj received from UPPWD
- ✓ Project worth Rs. 140 crores Airport Runway at Bakshi Ka Talab Lucknow received from MES
- ✓ Project worth Rs. 120 crores of Nanau-Dadon of UP PWD

Credit Rating

Upgraded credit rating

- Upgraded credit rating on bank facilities of the company
  - ✓ Long term bank facilities revised from "CARE A+ (Single A plus)" to **"CARE AA- (Double A Minus)"**
  - ✓ Short term bank facilities reaffirmed **"CARE A1+ (A One plus)"**
- Upgraded credit rating on bank facilities of PNC Raebareli Highways Private Limited
  - ✓ Long term bank facilities (Senior Debt) from CARE BBB to **CARE A (-)**
  - ✓ Long term bank facilities (Subordinate Debt) from CARE BBB(-) to **CARE BBB(+)**

Corporate Action

Sub-division of equity shares

- Sub-division of equity shares of the company from 1 share of face value of Rs. 10/- each into 5 equity shares of Rs. 2/- each to improve liquidity
  - ✓ Issued capital has increased from 5,13,07,833 shares of Face value of Rs. 10 each to 25,65,39,165 shares of Face value of Rs. 2 each

Standalone Financial Highlights – Quarter 2

Revenue (Rs. Crs)

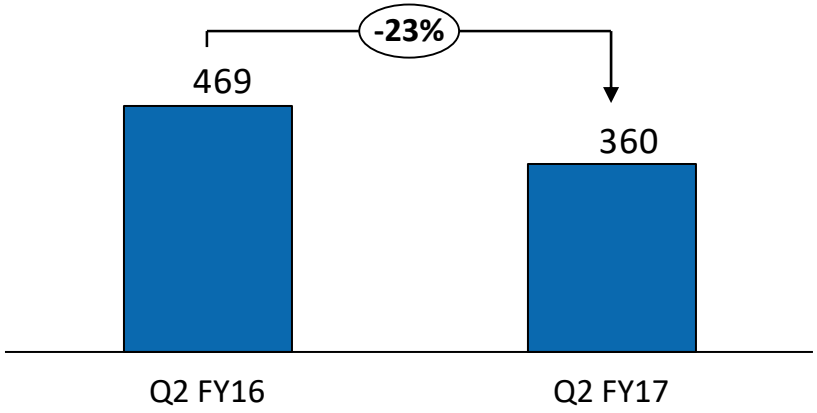

EBITDA (Rs. Crs)

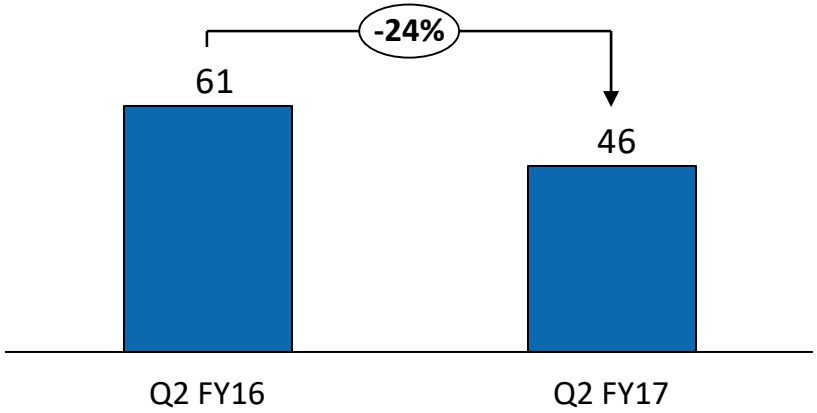

PAT (Rs. Crs)

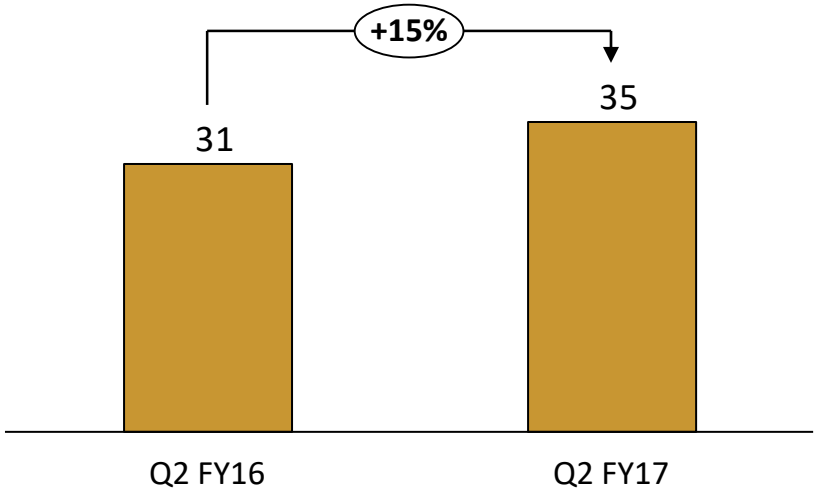

Consolidated Financial Highlights – Quarter 2

Revenue from Operations (Rs. Crs)

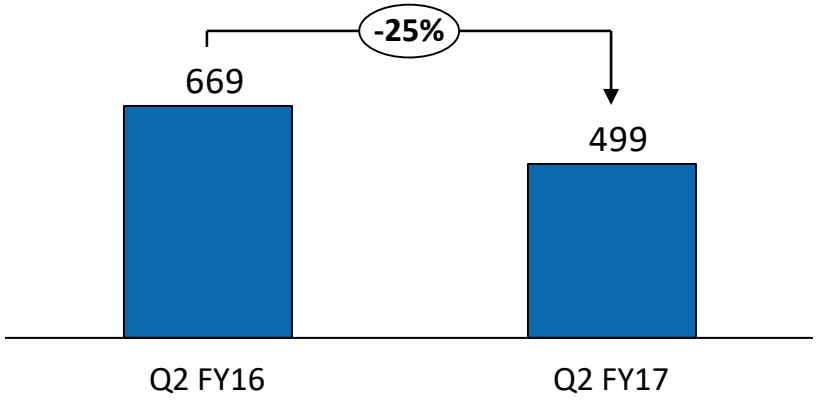

Revenue (Rs. Crs) [as per I GAAP]

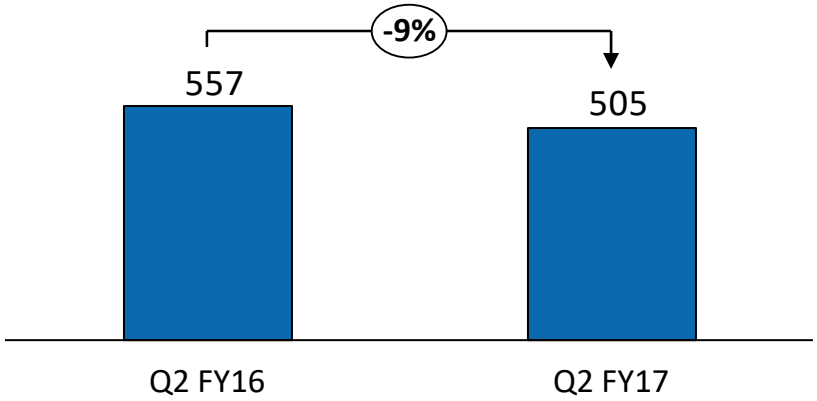

EBITDA (Rs. Crs)

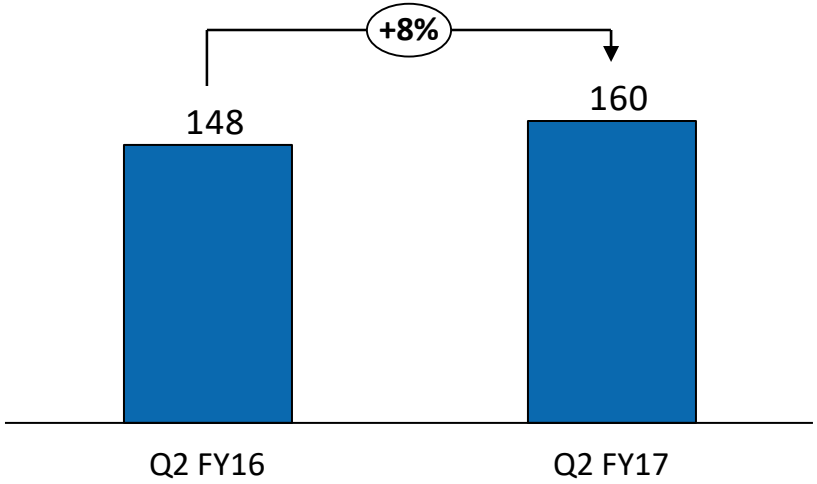

PAT after MI & Asso. Profit (Rs. Crs)

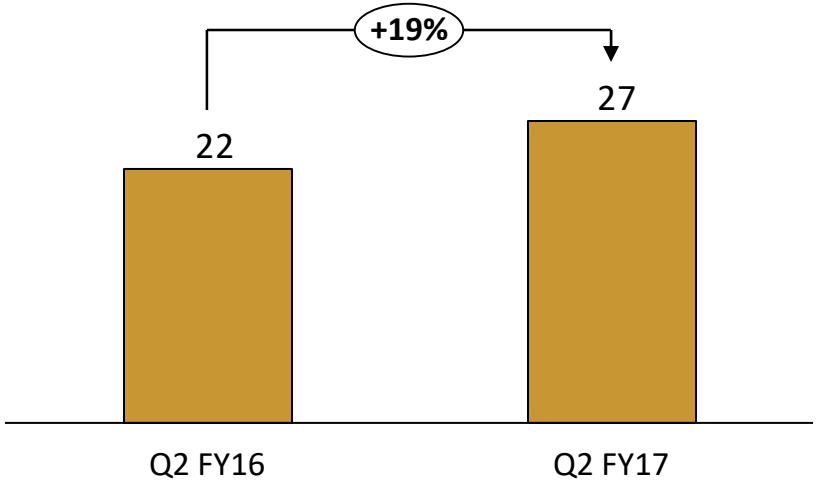

Segmental Revenue Break-up

Quarter 2 (Rs. Crs)

Q2 FY16*

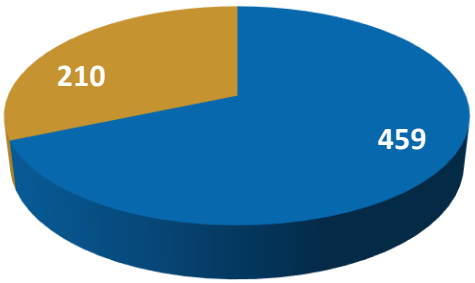

EPC BOT/Annuity

Q2 FY17

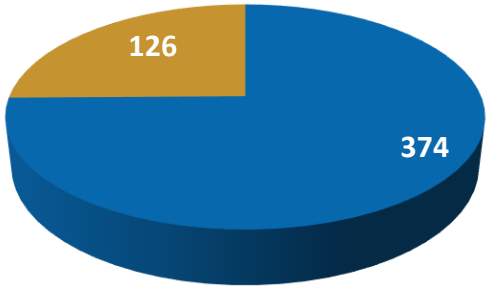

EPC BOT/Annuity/Others

*** As per Ind-AS**

Quarter 2 (Rs. Crs)

Q2 FY16**

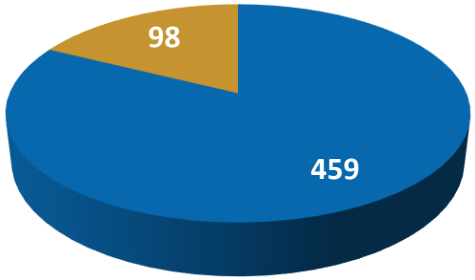

EPC BOT/Annuity

Q2 FY17

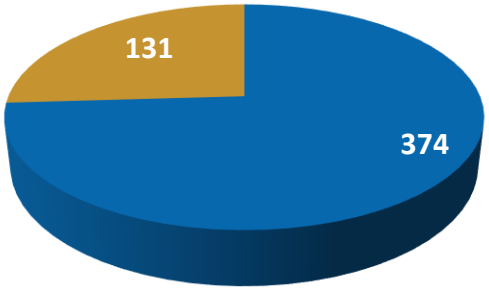

EPC BOT/Annuity/Others

**** As per I GAAP for comparison only**

Standalone Financial Highlights – H1

Revenue (Rs. Crs)

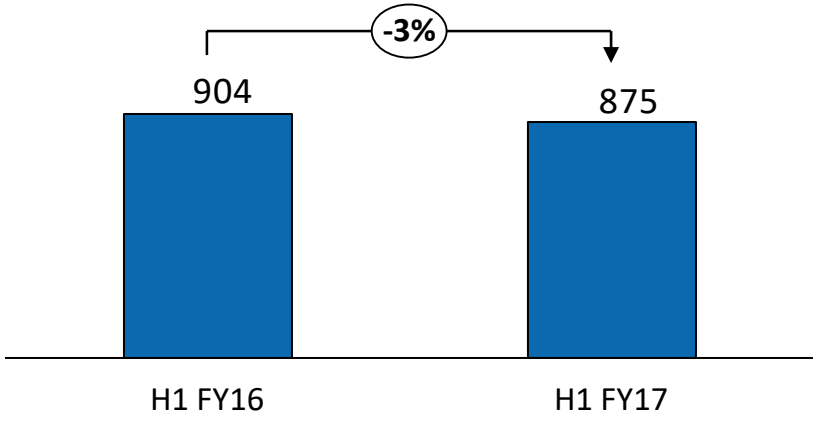

EBITDA (Rs. Crs)

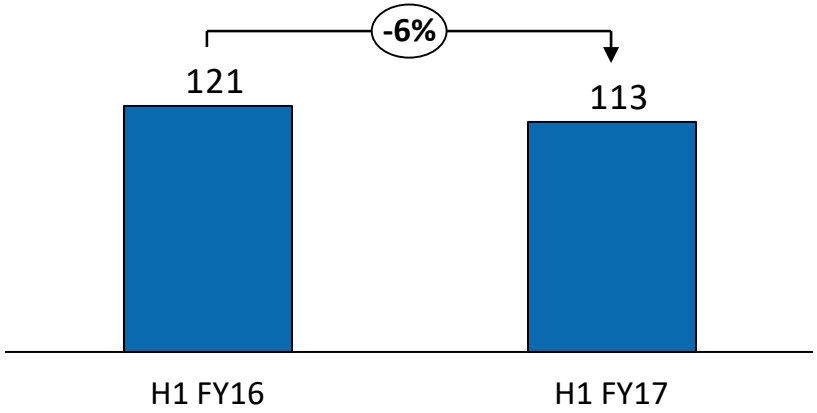

PAT (Rs. Crs)

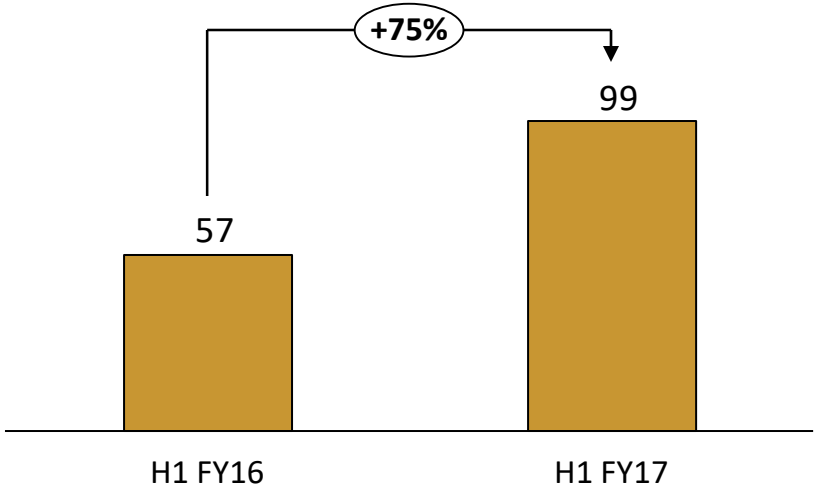

Consolidated Financial Highlights – H1

Revenue from Operations (Rs. Crs)

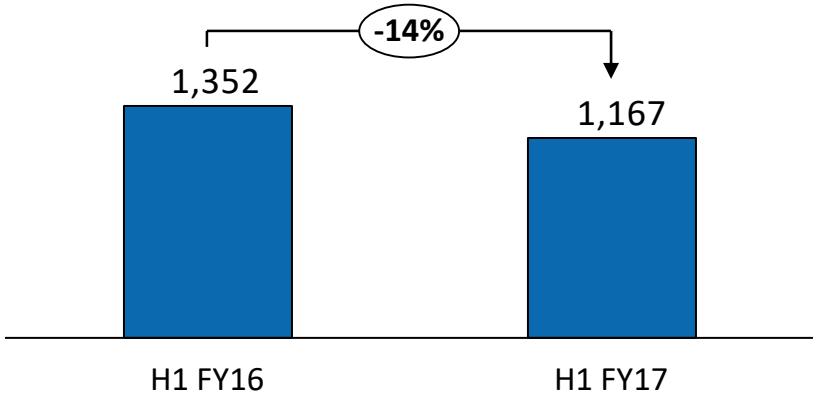

Revenue (Rs. Crs) [as per I GAAP]

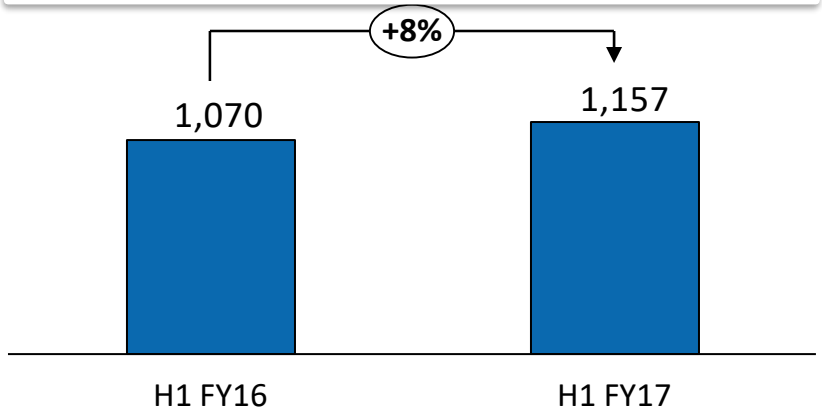

EBITDA (Rs. Crs)

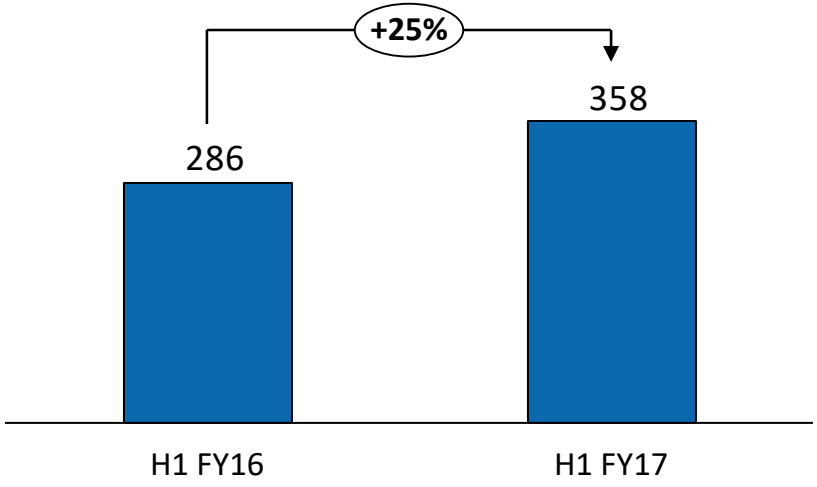

PAT after MI & Asso. Profit (Rs. Crs)

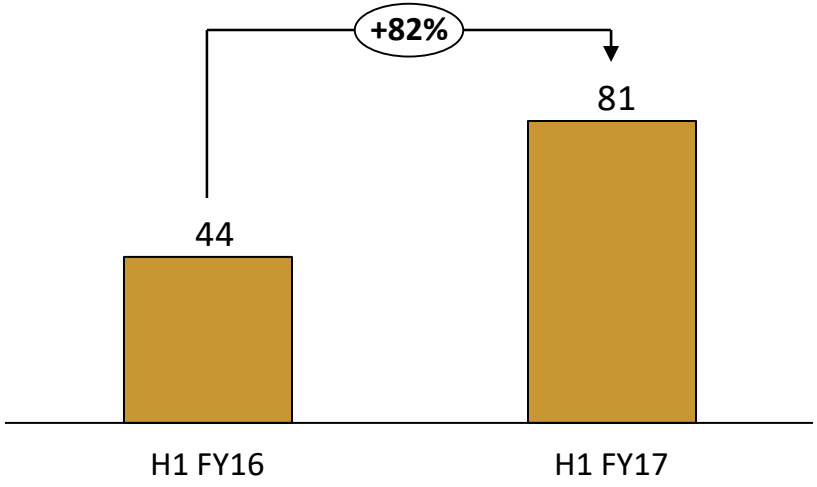

Segmental Revenue Break-up

H1 (Rs. Crs)

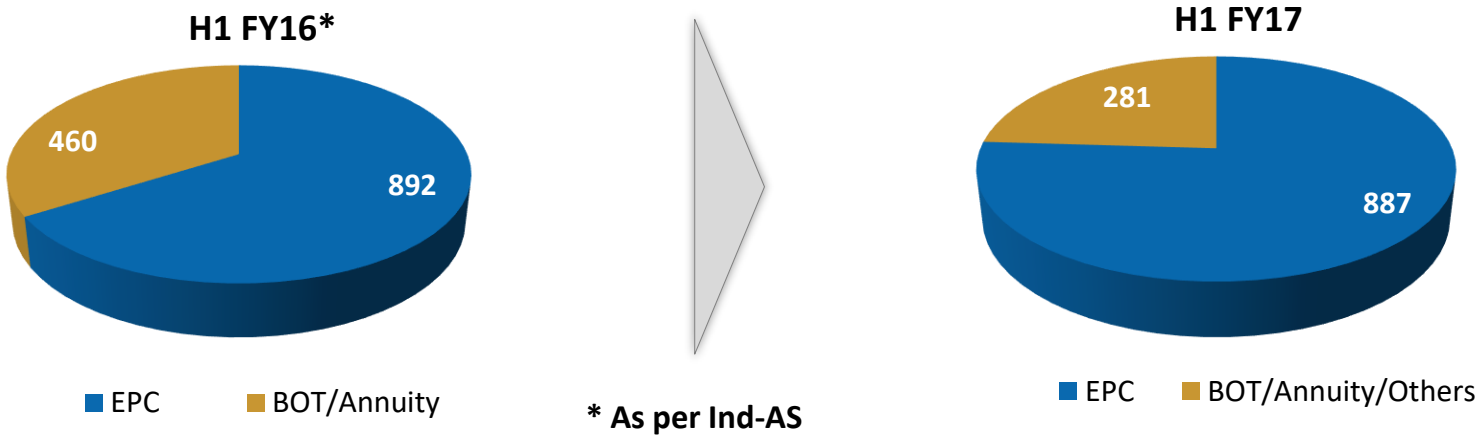

*** As per Ind-AS**

H1 (Rs. Crs)



**** As per I GAAP for comparison only**

2

Order-book Details

Robust Order-book of over Rs. 5,300 crores

Order-book Highlights

- Remaining value of contracts under execution Rs. 5,339 crores as on September 30, 2016.
  - ✓ In addition, the company has received LOA for 4 laning / 2 laning with paved shoulders of Dausa-Lalsot-Kauthun section of NH-11 A (Extension) in the state of Rajasthan under NHDP IV, on Hybrid Annuity Model for a bid project cost of Rs. 881.0 crores. This order book does not include in the above contract under execution.

Road EPC projects constitute 94% of order-book

Key EPC Projects Under Construction	Awarding Authority	Remaining Value (Rs. Crores)
Nagina-Kashipur	NHAI	1,156
Varanasi-Gorakhpur	NHAI	869
Aligarh-Moradabad	NHAI	645
Bhojpur-Buxar	NHAI	477
Koilwar-Bhopur	NHAI	454
Agra-Firozabad	UPEIDA	406
Top 6 projects		**4,007**
Other Projects		1,332
Total Order Book		**5,339**
Top 6 projects as % to Total Order Book		75.05%

3

BOT Portfolio

Sizeable BOT Portfolio

Project	% Stake	Authority	State / Stretch	Type	JV Partners	Kms / Lanes	TPC (Rs. Crs)	Invested Equity (Rs. Crs)	PNC Share of Invested Amount (Rs. Crs)	Grant (Rs. Crs)	Total Debt (Rs. Crs)	Debt as on 30th Sept '16 (Rs. Crs)
Ghaziabad Aligarh	35%*	NHAI	UP / NH-91	Toll	SREI, Galfar	125 / 4	2,019.0	194.0	67.9*/ 110.3#	311.0	1,514.0	1,372.2
Kanpur Kabrai	100%	NHAI	UP / NH-86	Toll	-	123 / 2	458.5	67.5	67.5	123.0	268.0	250.6
Gwalior Bhind	100%	MPRDC	MP / NH-92	Toll	-	107.68 / 2	340.3	78.3	78.3	27.0	235.0	215.7
Bareilly Almora	100%	UPSHA	UP / SH-37	Toll	-	54 / 4	604.5	74.6	74.6	70.0	460.0	458.3
Rae Bareli Jaunpur	100%	NHAI	UP / NH-231	Annuity	-	166.40 / 2	837.4	139.6	139.6	0.0	697.8	678.4
Narela Industrial Area	100%	DSIIDC	Delhi / NA	Annuity	-	33 / -	175.0	35.0	35.0	0.0	140.0	106.3
Kanpur Ayodhya	100%	NHAI	UP / NH-28	OMT	-	217 / 4	-	0.1	0.1	-	-	-
							4,434.7	**589.1**	**573.3**	**531.0**	**3,314.8**	**3,081.4**

All Projects Operational; No further equity commitment for any BOT project

DSIIDC: Delhi State Industrial & Infrastructure Development Corporation

- Warrant

* - PNC Share

4

Annexure I – Summary Financials

Quarter 2 Profitability Statement

Rs. Crores	Standalone			Consolidated		
	Q2 FY17	Q2 FY16	YoY growth	Q2 FY17	Q2 FY16	YoY growth
REVENUE	**359.91**	**469.49**	**-23%**	**499.45**	**668.70**	**-25%**
EBITDA	**46.33**	**61.05**	**-24%**	**160.23**	**147.91**	**8%**
EBITDA margin	**12.87%**	**13.00%**		**32.08%**	**22.12%**	
Other Income	10.06	7.73		9.51	6.72	
Depreciation	13.42	14.76		59.79	57.12	
Interest	5.83	8.21		75.93	54.80	
Profit before Minority interest / share in Net Profit / (loss) of Associates	**37.14**	**45.81**	**-19%**	**34.02**	**42.72**	**-20%**
Minority Interest	0.00	0.00		-0.12	0.00	
Share of Profit / (Loss) of Associates Companies	0.00	0.00		-4.43	-4.43	
Profit Before Tax	**37.14**	**45.81**	**-19%**	**29.46**	**38.29**	**-23%**
Total Tax Expenses	*1.93*	*15.30*		*2.93*	*15.98*	
Current Tax	8.22	16.38		11.19	16.45	
Reduction in tax due to other comprehensive Income	-0.03	-0.05		-0.03	-0.05	
Deferred Tax	0.52	-1.03		-1.19	-0.42	
MAT Credit Entitlement	-6.78	0.00		-7.04	0.00	
Profit for the quarter	**35.21**	**30.51**	**15%**	**26.53**	**22.31**	**19%**
PAT Margin	**9.78%**	**6.50%**		**5.31%**	**3.34%**	
Total other Comprehensive income, net of tax	0.05	0.11		0.05	0.10	
Total Comprehensive income for the quarter	**35.26**	**30.62**	**15%**	**26.58**	**22.41**	**19%**
Cash Profit *	**48.68**	**45.38**	**7%**	**86.37**	**79.53**	**9%**

* Cash Profit = Total comprehensive income for the quarter + Depreciation

H1 Profitability Statement

Rs. Crores	Standalone			Consolidated		
	H1 FY17	H1 FY16	YoY growth	H1 FY17	H1 FY16	YoY growth
REVENUE	***874.91***	***903.87***	***-3%***	***1,167.09***	***1,351.99***	***-14%***
EBITDA	**113.41**	**121.17**	**-6%**	**358.22**	**285.74**	**25%**
EBITDA margin	**12.96%**	**13.41%**		**30.69%**	**21.13%**	
Other Income	27.50	9.61		26.32	10.13	
Depreciation	25.52	26.54		122.93	102.58	
Interest	7.99	18.62		153.95	114.20	
Profit before Minority interest / share in Net Profit / (loss) of Associates	**107.39**	**85.62**	**25%**	**107.65**	**79.09**	**36%**
Minority Interest	0.00	0.00		0.00	0.00	
Share of Profit / (Loss) of Associates Companies	0.00	0.00		-16.23	-4.62	
Profit Before Tax	**107.39**	**85.62**	**25%**	**91.42**	**74.47**	**23%**
Total Tax Expenses	8.18	29.04		10.68	30.03	
Current Tax	22.95	31.26		29.11	31.48	
Reduction in tax due to other comprehensive Income	-0.04	-0.09		-0.04	-0.09	
Deferred Tax	0.23	-2.13		-1.52	-1.37	
MAT Credit Entitlement	-14.96	0.00		-16.87	0.00	
Profit for the half year	**99.21**	**56.58**	**75%**	**80.74**	**44.44**	**82%**
PAT Margin	**11.34%**	**6.26%**		**6.92%**	**3.29%**	
Total other Comprehensive income, net of tax	0.07	0.17		0.07	0.17	
Total Comprehensive income for the Half Year	**99.28**	**56.74**	**75%**	**80.81**	**44.61**	**81%**
Cash Profit *	**124.80**	**83.29**	**50%**	**203.74**	**147.19**	**38%**

* Cash Profit = Total comprehensive income for the quarter + Depreciation

Balance Sheet [as per Ind-AS]

ASSETS (Rs. Crores)	Standalone Sep-16	Consolidated Sep-16
(1) NON-CURRENT ASSETS		
(a) Property, plant & equipment	211.84	217.67
(b) Capital work-in-progress	2.11	2.11
(c) Investment Property	0.00	0.00
(d) Goodwill	0.00	0.00
(e) Intangible Asset	1.83	2,133.68
(f) Intangible Asset Under Development	0.00	0.00
(g) Financial assets		
(i) Investments	574.65	149.44
(ii) Trade receivables	0.00	1,199.48
(iii) Loans	0.00	0.00
(iv) Other Financial Assets	139.03	91.77
(h) Deffered Tax Asset	2.81	0.00
(i) Other Non - current assets	124.61	192.19
Sub Total (A)	**1,056.88**	**3,986.36**
(2) CURRENT ASSETS		
(a) Inventories	251.63	251.63
(b) Financial Assets	0.00	
(i) Investments	0.00	40.66
(ii) Trade receivables	440.45	516.39
(iii) Cash and cash equivalents	109.28	145.58
(iv) Other Financial Assets	181.66	104.62
(c) Current tax assets (net)	0.00	0.00
(d) Other current assets	50.95	56.21
Sub Total (B)	**1,033.98**	**1,115.09**
Total Assets (A+B)	**2,090.85**	**5,101.45**

EQUITY AND LIABILITIES (Rs. Crores)	Standalone Sep-16	Consolidated Sep-16
EQUITY		
(a) Equity Share capital	51.31	51.31
(b) Other equity	1,410.29	1,426.82
(c) Minority Interest	0.00	0.05
Sub Total (C)	**1,461.60**	**1,478.19**
LIABILITIES		
(1) Non-Current Liabilities		
(a) Financial Liabilities		
(i) Borrowings	6.87	1,647.98
(ii) Other Financial Liabilities	73.26	82.58
(iii) Trade Payables	0.00	1,150.85
(b) Provisions	3.10	32.76
(c) Deffered Tax Liability	0.00	34.86
(d) Other Non-Current Liabilities	70.15	70.15
Sub Total (D)	**153.40**	**3,019.19**
(2) Current Liabilities		
(a) Financial liabilities		
(i) Borrowings	0.00	16.30
(ii) Trade Payables	196.48	237.76
(iii) Other financial liabilities	54.28	117.68
(b) Other current liabilities	196.26	196.68
(c) Current tax liability	28.84	33.77
(d) Provisions	0.00	1.88
Sub Total (E)	**475.86**	**604.07**
Total Equity & Liabilities (C+D+E)	**2,090.85**	**5,101.45**

Strong credit rating of CARE AA- for Long Term and CARE A1+ for short-term loans

Reconciliation Statement of Profit and Loss as previously reported under IGAAP to Ind-AS for the quarter and half year ended 30th September 2015

Particulars (Rs. Crores)	Standalone		Consolidated	
	Quarter ended 30th Sept. 2015	Half-year ended 30th Sept. 2015	Quarter ended 30th Sept. 2015	Half-year ended 30th Sept. 2015
Net profit/ (loss) as per Indian GAAP	**30.45**	**56.55**	**17.81**	**42.42**
Recognition & Measurement at Fair Valuation of toll, cash & annuity received and receivable impacting revenue, interest expenses / income, amortisation & other expenses	0.19	0.19	4.55	2.16
Actuarial Gain – Net of tax	-0.11	-0.17	-0.10	-0.17
Misc. – Fair Valuation	-0.02	0.01	0.05	0.04
Total Profit / (Loss)	**0.06**	**0.02**	**4.50**	**2.03**
Net Profit /Loss as per IND-AS	**30.51**	**56.58**	**22.31**	**44.44**

Annual Profitability Statement [as per I GAAP]

Rs. Crores	Standalone			Consolidated		
	FY16	FY15	YoY growth	FY16	FY15	YoY growth
REVENUE	**2,014.16**	**1,560.99**	**29%**	**2,394.60**	**1,860.89**	**29%**
EBITDA	**265.96**	**216.62**	**23%**	**407.35**	**279.87**	**46%**
EBITDA margin	**13.20%**	**13.88%**		**17.01%**	**15.04%**	
Other Income	20.16	13.82		16.65	12.14	
Depreciation	52.46	36.37		109.08	60.34	
Interest	33.23	46.24		128.75	92.51	
PBT	**200.41**	**147.84**	**36%**	**186.16**	**139.16**	**34%**
Tax	-3.38	47.48		-4.06	47.88	
Net Profit before Exceptional Items	203.79	100.36		190.23	91.28	
Short/(Excess) Provision for Taxation of Earlier Years	-38.95	0.00		-38.95	0.00	
Profit After Tax	**242.74**	**100.36**	**142%**	**229.18**	**91.28**	**151%**
PAT Margin	**12.05%**	**6.43%**		**9.57%**	**4.91%**	
Minority Interest	0.00	0.00		0.00	0.00	
Share of Profit / (Loss) of Associates Companies	0.00	0.00		-13.07	0.00	
PAT after MI & Asso. Profit	**242.74**	**100.36**	**142%**	**216.10**	**91.28**	**137%**
Cash Profit *	**295.20**	**136.73**	**116%**	**325.18**	**151.62**	**114%**

* Cash Profit = PAT after MI & Asso. Profit + Depreciation

Balance Sheet [as per I GAAP]

Rs. Crores	Standalone		Consolidated	
	Mar-16	Mar-15	Mar-16	Mar-15
Shareholder's Fund	**1,362.26**	**718.44**	**1,309.74**	**871.08**
Share capital	51.31	39.81	51.31	39.81
Reserves & Surplus	1,310.96	678.63	1,258.44	831.27
Minority Interest	**-**	**-**	**0.05**	**0.05**
Non-current liabilities	**165.84**	**274.05**	**1,734.76**	**1,566.22**
Long term borrowings	6.03	23.76	1,573.54	1,306.56
Other non-current liabilities	159.81	250.29	161.22	259.66
Current liabilities	**362.14**	**585.19**	**545.93**	**660.07**
Short term borrowings	0.00	300.26	29.92	328.35
Trade Payables	106.16	108.12	204.62	111.14
Other current liabilities	255.97	176.81	311.39	220.59
TOTAL EQUITIES & LIABILITIES	**1,890.25**	**1,577.68**	**3,590.48**	**3,097.43**
Non-current assets	**921.66**	**751.60**	**2,601.70**	**2,384.60**
Fixed assets	214.39	217.45	2,289.88	2,165.52
Non-Current Investments	464.36	423.54	55.38	92.88
Other Non-current assets	242.91	110.62	256.43	126.20
Current assets	**968.59**	**826.08**	**988.78**	**712.82**
Current Investment	0.00	0.00	10.19	0.88
Inventories	236.38	222.53	236.38	222.53
Trade receivables	376.30	366.74	412.07	264.42
Cash and bank balances	97.05	21.16	106.58	41.10
Other current assets	258.86	215.66	223.56	183.91
TOTAL ASSETS	**1,890.25**	**1,577.68**	**3,590.48**	**3,097.43**

Net Working Capital Days*

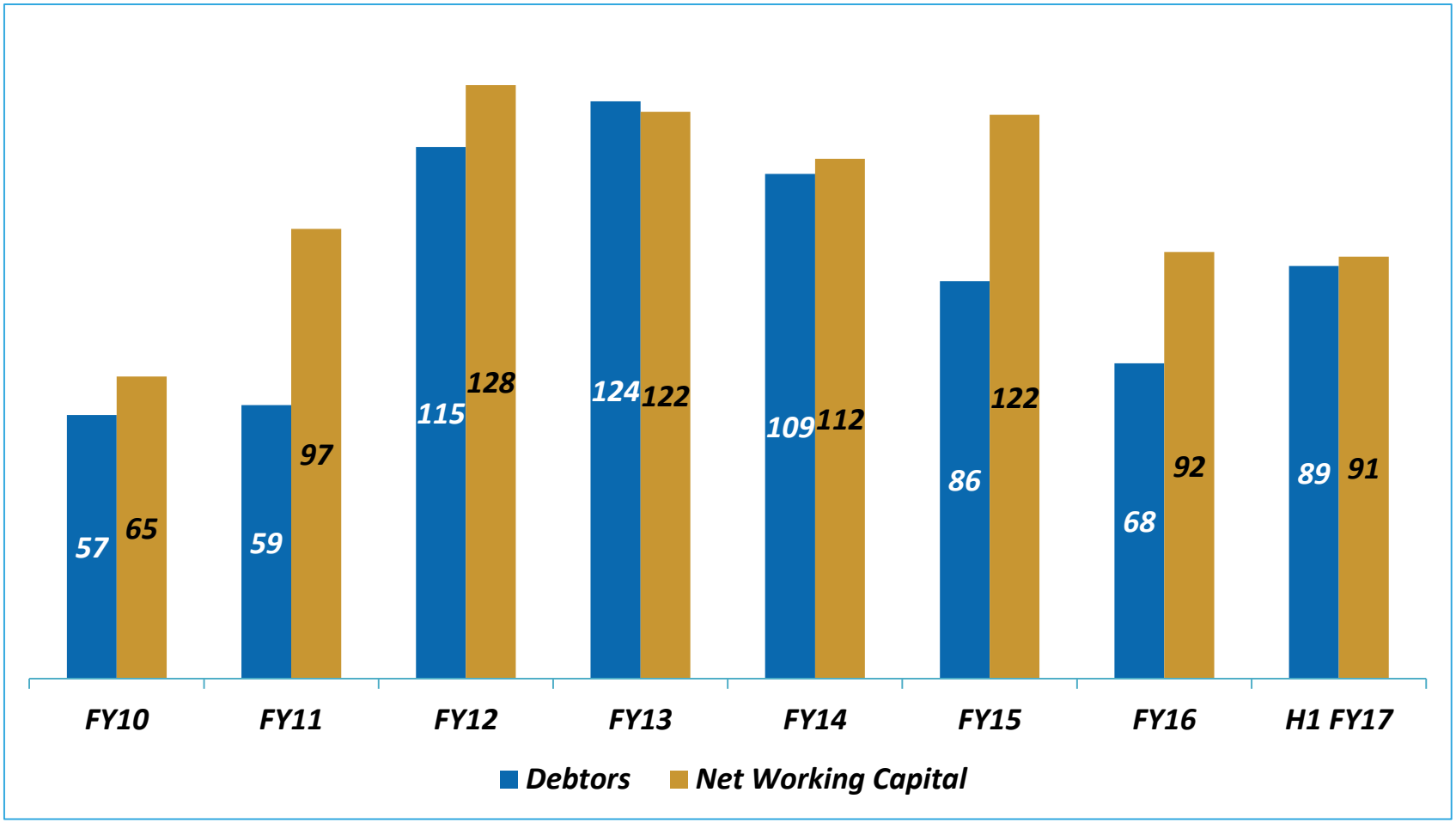

* - Standalone

Utilization of IPO Proceeds

Offer Proceeds

	Particulars	Rs. Crores
A	Fresh Issue	434.70
B	Offer for Sale	53.74
C	Gross Fund Raised (A+B)	488.44
	Less: Offer for Sale portion	53.74
D	**Total Net Proceeds**	**434.70**

Utilization of Net Proceeds as on September 30, 2016

Particulars (Rs. Crores)	Utilization Planned	Revised Utilization Planned*	Amount Utilized	Amount Pending Utilization
	1	2	3	4=2-3
Funding working capital requirements	150.00	150.00	150.00	0.00
Investment in our subsidiary, PNC Raebareli Highways Private Limited for part-financing the Raebareli-Jaunpur Project	65.00	65.00	65.00	0.00
Investment in capital equipment	85.06	81.70	72.83	8.87
Partial repayment or pre-payment of Debt	35.14	35.14	35.14	0.00
General Corporate purposes	81.10	85.35	85.35	0.00
Issue related expenses (only those apportioned to our company)	18.40	17.51	17.51	0.00
Total	**434.70**	**434.70**	**425.83**	**8.87**

***Approved by Shareholders through Postal Ballot on July 19, 2016**

5

Annexure II – Company Overview

Introduction

Infrastructure construction, development and management company; expertise in execution of projects including highways, bridges, flyovers, airport runways, industrial areas and transmission lines

Executed 55 major infrastructure projects spread across 13 states , of which 34 are road EPC projects; currently executing 20 projects

Strong credit rating of CARE AA- for Long Term and CARE A1+ for Short Term Loans

Large fleet of sophisticated equipment and professionally qualified & experienced employee base

Operating 6 BOT projects and 1 OMT project, comprising of both toll & annuity assets;
1 HAM project under-implementation

Established track record of timely/early completion of projects

Business Overview

Roads & Highways EPC

Completed 34 infrastructure road projects on EPC basis

Roads & Highways BOT / OMT

Operating 6 BOT projects and 1 OMT project, comprising of both toll & annuity assets; 1 HAM project under-implementation

Power Transmission

Set up power transmission lines of approximately 350 km of 132/220 kilovolt lines on a turn-key basis

Airport Runways

Executed 19 airport runway projects across India & received 'Super Special' class certification from Military Engineering Services

Industrial Area Development

Completed first of its kind BOT annuity project - area redevelopment and management of Industrial Estate of Narela, New Delhi for Delhi State Industrial & Infrastructure Development Corporation (DSIIDC)

Dedicated Freight Corridor / Railways

Design, procurement and construction of track and track related works on Mughalsarai - Sonnagar section of Dedicated Eastern Freight Corridor on EPC basis – under execution

Corporate Structure

PNC Infra Holdings Limited ("PNCIHL")

BOT Holdco for road and other infra projects

- **PNC Bareilly Nainital Highways Private Limited ("PNCBNHPL")**
  4 laning of the Bareilly-Almora section of SH 37
- **MP Highways Private Limited ("MPHPL")**
  Augmentation of the Gwalior–Bhind section of NH 92
- **PNC Delhi Industrial Infra Private Limited ("PNCDIPL")**
  Redevelopment maintenance and management of industrial estate of Narela
- **PNC Kanpur Highways Limited ("PNCKHL")**
  2 laning of the Kanpur to Kabrai section of NH 86
- **PNC Raebareli Highways Private Limited ("PNCRHPL")**
  2 laning of Raebareli to Jaunpur section of NH 231
- **PNC Kanpur Ayodhya Tollways Private Limited ("PNCKATPL")**
  OMT of Kanpur-Lucknow-Ayodhya section of NH 28
- **PNC Rajasthan Highways Private Limited ("PNCRHPL")**
  4 laning / 2 laning of Dausa-Lalsot-Kauthun section of NH-11 A (Extension) on Hybrid Annuity Model

PNC Power Private Limited ("PNCPPL")

Engaged in erection, installation, repair and re-modelling of power plants etc

Ferrovia Transrail Solutions Private Limited ("FTSPL")

Designing, procurement & construction for track & track related work on the Mughalsarai-Sonnagar section

Joint Ventures
Ghaziabad Aligarh Expressway Private Limited ("GAEPL")

4 laning of Ghaziabad to Aligarh section of NH 91

Experienced Promoters

Mr. Pradeep Kumar Jain - Chairman & Managing Director

- Over 37 years of experience in the construction, infrastructure sector and allied areas
- Responsible for overall administration and supervision of projects and liaison with agencies

Mr. Naveen Kumar Jain - Whole-time Director

- Over 28 years of experience in industries such as construction, cold storage, transportation, machineries and transport organization
- Responsible for supervision of administration, human resources, legal and logistics-related functions

Mr. Chakresh Kumar Jain - Managing Director

- Over 27 years of experience in development of infrastructure sector, such as construction of highways, airports, rail over-bridges among others
- Responsible for overall finance, project management and administration

Mr. Yogesh Kumar Jain - Managing Director

- Over 22 years of experience in planning, execution, supervision of work starting from pre-qualification and tendering up to completion and handing over of sites
- Responsible for technical supervision of projects up to completion stage of such projects

Board of Directors

Mr. Pradeep Kumar Jain
CMD

Mr. Naveen Kumar Jain
Whole-time Director

Mr. Chakresh Kumar Jain
Managing Director

Mr. Yogesh Kumar Jain
Managing Director

Mr. Anil Kumar Rao
Whole-time Director

Mr. Chhotu Ram Sharma
Independent Director

Mr. Subhash Chander Kalia
Independent Director

Mr. Ashok Kumar Gupta
Independent Director

Mr. Rakesh Kumar Gupta
Independent Director

Ms. Deepika Mittal
Independent Director

Clientele

HSRDC

AIRPORTS AUTHORITY OF INDIA
भारतीय विमानपत्तन प्राधिकरण

DSIIDC
Delhi State Industrial and Infrastructure Development Corporation Ltd.

RITES
THE INFRASTRUCTURE PEOPLE

MILITARY ENGINEER SERVICES
Providing infrastructure to the armed forces since 1851

भा रा रा प्रा
NHAI

उत्तर प्रदेश राज्य राजमार्ग प्राधिकरण
Uttar Pradesh State Highways Authority

upeida
UP Expressway Industrial Development Authority

MPRDC

Uttar Pradesh Power Corporation Limited

डेडीकेटेड फ्रेट कोरीडोर

GOVERNMENT OF UTTAR PRADESH

For further information, please contact:

Company :	Investor Relations Advisors :
PNC Infratech Ltd CIN: L45201DL1999PLC195937	Strategic Growth Advisors Pvt. Ltd. CIN: U74140MH2010PTC204285
Mr. D. K. Maheshwari Assistant Vice President - Finance	Mr. Jigar Kavaiya Group Account Head +91-9920602034
dkm@pncinfratech.com	jigar.kavaiya@sgapl.net
www.pncinfratech.com	www.sgapl.net