



Independent Auditor's Report on Audit of the Standalone Financial Results of the Company Pursuant to the Regulation 33 of the SEBI (Listing Obligations and Disclosure Requirements) Regulations, 2015, as amended (the "Listing Regulations").

To
The Board of Directors
Compucom Software Limited
Jaipur

1. We have audited the Quarterly Standalone Financial Results of **Compucom Software Limited** ("the Company") for the quarter ended on **March 31, 2023** and year to date result for the year ended March 31, 2023. being submitted by the company pursuant to the requirement of Regulation 33 of the SEBI (Listing Obligations and Disclosure Requirements) Regulations, 2015. This statement is the responsibility of the Company's Management and has been approved by the Board of Directors. Our responsibility is to issue a report on these financial statements based on our Audit.
2. The Company's Management is responsible for the preparation of the Statement in accordance with the recognition and measurement principles laid down in Indian Accounting Standard 34, (Ind AS 34) "Interim Financial Reporting" prescribed under Section 133 of the Companies Act, 2013 as amended, read with relevant rules issued thereunder and other accounting principles generally accepted in India and in compliance with Regulation 33 of the Listing Regulations. The Statement has been approved by the Company's Board of Directors. Our responsibility is to express a conclusion on the Statement based on our audit.
3. We conducted our audit in accordance with the auditing standards generally accepted in India. Those standards require that we plan and perform the audit to obtain reasonable assurance about whether the financial results are free of material misstatements. An



audit includes examining, on a test basis, evidence supporting the amounts disclosed as financial results. An audit also includes assessing the accounting principles used and significant estimates made by management. We believe that our audit provides a reasonable basis for our opinion.

4. In our opinion and to the best of our information and according to the explanations given to us these quarterly financial results as well as the year to date results:

- are presented in accordance with the requirements of Regulation 33 of the SEBI (Listing Obligations and Disclosure Requirements) Regulations, 2015 in this regard; and
- give a true and fair view of the net profit and other financial information for the quarter ended March 31, 2023 and year to date result for the year ended March 31, 2023.

FOR S MISRA & ASSOCIATES
Chartered Accountants
FRN 004972C



CA. SACHINDRA MISRA
Partner

Membership No.073776
UDIN: 23073776BGURFU8639

Place: Jaipur
Date: May 22, 2023



Independent Auditor's Report on Annual Consolidated Financial Results of the Company Pursuant to the Regulation 33 of the SEBI (Listing Obligations and Disclosure Requirements) Regulations, 2015

To,
The Board of Directors,
Compucom Software Limited
Jaipur

1. We have Audited the accompanying Statement of Consolidated Financial Results of **Compucom Software Limited** ("the Parent") and its subsidiary (the Parent and its subsidiaries together referred to as "the Group") for the Year ended **March 31, 2023** ("the Statement"), being submitted by the Parent pursuant to the requirement of Regulation 33 of the SEBI (Listing Obligations and Disclosure Requirements) Regulations, 2015, as amended.
2. This Statement, which is the responsibility of the Parent's Management and approved by the Parent's Board of Directors, has been prepared in accordance with the recognition and measurement principles laid down in Indian Accounting Standards 34 "Interim Financial Reporting" ("Ind AS 34"), prescribed under Section 133 of the Companies Act, 2013, and other accounting principles generally accepted in India. Our responsibility is to express an opinion on the Statement based on our audit.
3. We conducted our audit in accordance with the Standards on Auditing specified under Section 143(10) of the Companies Act 2013. Those Standards require that we comply with ethical requirements and plan and perform the audit to obtain reasonable assurance about whether the Statement is free from material misstatement.

An audit involves performing procedures to obtain audit evidence about the amounts and the disclosures in the Statement. The procedures selected depend on the auditor's judgment, including the assessment of the risks of material misstatement of the Statement, whether due to fraud or error. In making those risk assessments, the auditor considers internal control relevant to the Parent's preparation and fair presentation of the Statement in order to design audit procedures that are appropriate in the



circumstances, but not for the purpose of expressing an opinion on the Parent's internal financial control with reference to the Statement. An audit also includes evaluating the appropriateness of the accounting policies used and the reasonableness of the accounting estimates made by the Management, as well as evaluating the overall presentation of the Statement.

We also performed procedures in accordance with the circular issued by the SEBI under Regulation 33(8) of the SEBI (Listing Obligations and Disclosure Requirements) Regulations, 2015, as amended, to the extent applicable.

4. The Statement includes the results of the following entity

- CSL Infomedia Private Limited.

5. The Statement includes the results for the quarter ended March 31, 2023 being the balancing figure between audited figures in respect of the full financial year and the published audited year to date figures up to the third quarter of the current financial year.

FOR S MISRA & ASSOCIATES

Chartered Accountants

FRN- 004972C



A handwritten signature in blue ink, appearing to read "Sachindra Misra".

CA. SACHINDRA MISRA

Partner

Membership No. - 073776

UDIN: 23073776BGURFV3159

Place: Jaipur

Date: May 22, 2023

COMPUCOM SOFTWARE LIMITED

Regd. Office: IT 14-15, EPIP, SITAPURA, JAIPUR-302022

AUDITED FINANCIAL RESULTS FOR THE QUARTER YEAR ENDED MARCH 31, 2023



email : cs@compucom.co.in, website : www.compucom.co.in, CIN : L72200RJ1995PLC009798

(Rs. in lacs)

Particulars	Consolidated											
	Standalone (India Operations)					Quarter Ended					Year Ended	
	Quarter Ended		Year Ended		Quarter Ended		Year Ended		Year Ended		Year Ended	
	31-Mar-23	31-Dec-22	31-Mar-22	31-Mar-23	31-Mar-22	31-Mar-23	31-Dec-22	31-Mar-22	31-Mar-23	31-Mar-22	31-Mar-23	31-Mar-22
Audited	Unaudited	Audited	Audited	Audited	Audited	Unaudited	Audited	Audited	Audited	Audited	Audited	
I. Revenue From Operations	2,287.46	859.05	941.70	5,110.14	2,683.57	2,443.33	928.90	1,032.77	5,462.27	2,955.26	2,955.26	
II Other Income	52.93	73.24	291.07	254.19	2,180.44	62.70	75.74	304.07	281.75	2,207.51	2,207.51	
III Total Revenue (I+II)	2,340.39	932.29	1,232.77	5,364.33	4,864.01	2,506.03	1,004.64	1,336.84	5,744.02	5,172.77	5,172.77	
IV Expenses											8.29	
a) Purchase of stock in trade	8.29	-	-	8.29	-	8.29	-	-	-	-	-	
b) Changes in inventories of finished goods, work in progress and products for sale	268.84	255.93	272.80	1,029.08	927.46	332.30	300.68	318.63	1,232.05	1,086.33	1,086.33	
c) Employee benefit expenses	15.57	11.14	12.16	39.66	46.91	15.79	11.51	12.65	40.57	46.67	46.67	
d) Finance costs	169.25	169.20	153.78	676.58	316.50	172.98	172.89	157.34	691.39	331.55	331.55	
e) Depreciation and amortization expense	1,354.98	351.77	368.70	2,449.38	1,169.96	1,163.34	203.34	236.69	1,788.10	855.92	855.92	
f) Learning Solution Execution Expenses	153.58	44.95	152.67	451.81	495.41	384.40	237.80	324.19	1,221.24	958.26	958.26	
g) Bad debts and SLA deduction	1,970.31	833.00	960.11	4,731.97	3,074.87	2,077.10	928.22	1,049.50	5,058.81	3,399.38	3,399.38	
h) Other Expenditure	370.08	99.29	272.66	632.36	1,789.14	428.93	78.42	287.34	685.21	1,773.41	1,773.41	
V Profit before Exceptional Items and Tax (III-IV)											98.50	
VI Exceptional Items				98.50							98.50	
VII Profit Before extraordinary items and tax (V-VI)	370.08	99.29	272.66	730.86	1,789.14	428.93	78.42	287.34	783.71	1,773.41	1,773.41	
VIII Extraordinary items												
IX Profit before tax (VII-VIII)	370.08	99.29	272.66	730.86	1,789.14	428.93	78.42	287.34	783.71	1,773.41	1,773.41	
X Tax Expenses	119.80	27.81	5.47	209.70	392.60	121.84	27.81	5.47	211.74	392.60	392.60	
(a) Current Tax	(4.26)	(0.85)	59.43	6.25	69.74	(9.14)	(1.20)	59.54	0.16	69.12	69.12	
(b) Deferred Tax	50.35	-	24.72	50.35	39.69	50.35	-	24.72	50.35	39.70	39.70	
(c) Tax Expense relating to earlier years (Net)												
XI Profit/(Loss) for the period from continuing operations (IX-X)	204.19	72.33	183.04	464.55	1,287.11	265.88	51.81	197.61	521.46	1,271.99	1,271.99	
XII Profit/(Loss) from discontinuing operations												
XIII Tax Expense of discontinuing operations												
XIV Profit/(Loss) from discontinuing operations (after tax) (XII-XIII)												
XV Profit/(Loss) for the period (XI+XIV)	204.19	72.33	183.04	464.55	1,287.11	265.88	51.81	197.61	521.46	1,271.99	1,271.99	
Attributable to:												
(a) Shareholders of the company						244.29	59.00	191.98	501.54	1,276.75	1,276.75	
(b) Non-controlling interests						21.59	(7.19)	5.63	19.92	(4.76)	(4.76)	
XVI Other Comprehensive Income	3.66	7.74	42.83	26.90	30.98	7.81	7.74	40.81	31.04	30.97	30.97	
A (i) Items that will not be reclassified to profit or loss												
(ii) Income tax relating to items that will not be reclassified to profit or loss	(1.79)	(2.02)	(11.14)	(7.83)	(8.05)	(2.87)	(2.02)	(10.60)	(8.91)	(8.05)	(8.05)	
B (i) Items that will be reclassified to profit or loss												
(ii) Income tax relating to items that will be reclassified to profit or loss	1.87	5.72	31.69	19.07	22.93	4.94	5.72	30.21	22.13	22.92	22.92	
Total other comprehensive income	206.06	78.05	214.73	483.82	1,310.04	270.82	57.53	227.82	543.59	1,294.91	1,294.91	
XVII Total Comprehensive Income (XV+XVI)												
(a) Shareholders of the company						248.15	64.71	222.71	522.60	1,295.68	1,295.68	
(b) Non-controlling interests						22.67	(7.18)	5.11	20.99	(4.77)	(4.77)	
XVIII Earnings Per equity share (in Rs.)												
(1) Basic	0.26	0.09	0.23	0.59	1.63	0.31	0.07	0.24	0.63	1.61	1.61	
(2) Diluted	0.26	0.09	0.23	0.59	1.63	0.31	0.07	0.24	0.63	1.61	1.61	
Paid-up Equity Capital (Face Value Rs 2/- each)	1,582.50	1,582.50	1,582.50	1,582.50	1,582.50	1,582.50	1,582.50	1,582.50	1,582.50	1,582.50	1,582.50	
Reserves excluding revaluation reserves as per balance sheet				12243.82	12076.60				12,374.31	12,168.21	12,168.21	
Segmentwise revenue, results and capital employed												
Segment Revenue	209.86	192.45	269.78	899.70	800.84	209.86	192.45	269.78	899.70	800.84	800.84	
- Software & E-Governance Services	2,048.79	646.06	638.48	4,023.92	1,682.78	2,048.79	646.06	638.48	4,023.92	1,682.78	1,682.78	
- Learning Solutions	28.81	20.54	33.44	186.52	199.95	28.81	20.54	33.44	186.52	199.95	199.95	
- Wind Power Generation												
- Others	2,287.46	859.05	941.70	5,110.14	2,683.57	2,443.33	928.90	1,032.77	5,462.27	2,955.26	2,955.26	
Total Segment Revenue	2,287.46	859.05	941.70	5,110.14	2,683.57	2,443.33	928.90	1,032.77	5,462.27	2,955.26	2,955.26	
Other income (net)	52.93	73.24	291.07	254.19	2,180.44	62.70	75.74	304.07	281.75	2,207.51	2,207.51	
Total Revenue	2,340.39	932.29	1,232.77	5,364.33	4,864.01	2,506.03	1,004.64	1,336.84	5,744.02	5,172.77	5,172.77	
Segment net profit	9.25	19.09	9.56	40.41	(80.26)	9.25	19.09	9.56	40.40	(80.26)	(80.26)	
- Software & E-Governance Services	321.44	31.78	(17.28)	350.66	(291.48)	321.44	31.78	(17.28)	350.67	(291.48)	(291.48)	
- Learning Solutions	(4.93)	(16.27)	(2.99)	21.09	9.16	(4.93)	(16.27)	(2.99)	21.09	9.16	9.16	
- Wind Power Generation												
- Others	325.76	34.60	(10.71)	412.16	(362.58)	374.84	11.23	(9.03)	437.45	(405.38)	(405.38)	
Total Segment profit	52.93	73.24	291.07	352.69	2,180.44	62.70	75.74	304.07	281.75	2,207.51	2,207.51	
Other income	378.69	107.84	280.35	764.85	1,817.86	437.54	86.97	295.04	817.70	1,802.13	1,802.13	
Total profit	8.61	8.55	7.70	33.99	28.72	8.61	8.55	7.70	33.99	28.72	28.72	
Unallocable expenses	370.08	99.29	272.66	730.86	1,789.14	428.93	78.42	287.34	783.71	1,773.41	1,773.41	
Profit before tax	NA	NA	NA	NA	NA	NA	NA	NA	NA	NA	NA	
Segment capital employed (See note 3)												


Statement of Assets and Liabilities

Particulars	Standalone Financial Results		Consolidated Financial Results	
	Audited	Audited	Audited	Audited
	Year ended 31.3.2023	Year ended 31.3.2022	Year ended 31.3.2023	Year ended 31.3.2022
ASSETS				
Non-current assets	2,736.87	3,285.28	2,864.96	3,407.57
a.) Property, Plant & Equipments	1,618.59	1,363.79	1,618.59	1,363.79
b.) Capital work in progress	25.57	28.60	38.19	43.03
c.) Intangible Assets				
d.) Intangible Assets under developments				
e.) Financial Assets	476.49	769.64	21.98	315.11
i) Investments	446.61	446.61	446.61	446.61
ii) Trade Receivable	129.21	476.21	164.42	511.50
iii) Other financial assets	78.73	92.82	78.43	88.51
f.) Deferred tax assets (net)	773.27	645.87	289.19	645.87
g.) non-current tax assets	286.65	231.94	773.27	236.48
h.) Other non-current assets	6,571.99	7,342.76	6,296.64	7,058.47
Total-Non-current assets				
Current assets	6.95	15.24	12.31	20.60
a.) Inventories				
b.) Financial Assets	2,803.79	3,158.56	2,987.35	3,273.42
i) Trade receivables	2,845.85	874.77	3,037.73	1,201.54
ii) Cash and cash equivalents	2,973.23	3,216.19	3,404.51	3,458.59
iii) Other bank balance other than (ii) above				
iv) Loans	51.50	53.25	59.02	60.13
v) Other financial assets	417.67	436.97	457.44	495.79
c.) Current tax assets	926.13	914.29	992.98	971.23
d.) Other current assets	10,025.12	8,669.27	10,951.34	9,482.30
Total-Current assets	16,597.11	16,012.03	17,247.98	16,540.77
TOTAL - ASSETS				
Equity	1,582.50	1,582.50	1,582.50	1,582.50
a.) Equity Share Capital	12,243.62	12,076.50	12,374.31	12,168.21
b.) Other Equity	13,826.12	13,659.00	13,956.81	13,750.71
Equity attributable to owners of Compucom Software Ltd			316.09	285.10
Non-controlling interests			14,272.90	14,045.81
Total - Equity				
Liabilities				
Non-current Liabilities				
a.) Financial Liabilities				
i) Borrowings	577.03	577.03	577.03	577.03
ii) Trade Payables- dues of creditors other than micro enterprises and small enterprises	89.38	196.94	100.63	205.09
iii) Other Financial Liabilities	199.51	163.65	245.43	189.65
b.) Provisions				
c.) Deferred Tax Liabilities				
d.) Other non-current liabilities	865.92	937.62	923.09	971.77
Total-Non-current liabilities				
Current liabilities	104.40	600.72	104.40	600.72
a.) Financial Liabilities				
i) Borrowings				
ii) Trade payables	2.12	5.69	2.18	1.9
A) Total outstanding dues of micro enterprises and small enterprises	112.08	45.47	148.31	78.9
B) Total outstanding dues of creditors other than micro enterprises and small enterprises	913.04	205.07	927.69	220.9
iii) Other financial liabilities	187.77	27.50	219.15	58.6
b.) Other current liabilities	395.96	333.36	440.56	364.4
c.) Provisions	209.70	197.60	209.70	197.6
d.) Current tax liabilities	1,905.07	1,415.41	2,051.99	1,523.1
Total Current liabilities	16,597.11	16,012.03	17,247.98	16,540.77
TOTAL-EQUITY AND LIABILITIES				




NOTES:
 1. The financial results of the Company have been prepared in accordance with Indian Accounting Standards (Ind AS) prescribed under section 133 of the Companies Act, 2013 (the Act) read with the relevant rules thereunder and in terms of Regulations 33 of Securities and Exchange Board of India (Listing Obligations and Disclosure Requirements) Regulations, 2015
 2. The above results for the quarter and year ended 31st March, 2023 were reviewed by the Audit Committee and approved by the Board of Directors at their meetings held on 22nd May 2023. The statutory auditors have expressed an unmodified audit opinion on these results.
 3. Segregation of capital employed between segments (except wind power generation segment, wherein the capital employed is Rs. 1,608 lacs) is not practicable as most of the fixed assets and liabilities are not identifiable with particular segments and are used interchangeably.
 4. Figure for corresponding previous year have been regrouped / reclassified wherever necessary.
 5. Figures of last quarter for standalone results are the balancing figures between audited figures in respect of the full financial year and the published year to date figures upto the third quarter of the relevant financial year.
 6. Statement of Cash Flow is attached in Annexure A
 7. With reference to the SEBI circular dated nov., 26 2018 and April, 11 2019 in respect of fund raising by issuance of debt securities by large corporate and disclosure compliance thereof we would like to inform you that our Company is not coming under the large corporate category as per the framework provided in the aforesaid circulars.
 8. Other income (Rs. 281.75 lakhs) of current year is not comparable with that of the preceding year (Rs. 2207.51 lakhs), as in the preceding year it was higher on account of higher recovery of past years' bad debts of Rs. 1815.52 lakhs than in the current year of Rs. 21.13 lakhs.
 9. The amount of Rs. 98.50 lakhs reflected under exceptional item is write - back of a creditor which is no longer payable.
 10. The Board of Directors has recommended dividend @ 20% i.e. Rs.0.40/- per share of Rs. 2 each for the F.Y. 2022-23, subject to approval of the Shareholders in the ensuing Annual General Meeting.

Place: Jaipur
 Date : May 22, 2023
 Results can also be seen on company's website www.compucom.co.in



Particulars		Standalone		Consolidated	
		Year ended 31-Mar-23 Audited	Year ended 31-Mar-22 Audited	Year ended 31-Mar-23 Audited	Year ended 31-Mar-22 Audited
Cash Flow from Operating Activities		730.86	1789.14	783.71	1773.41
Profit Before Tax				15.77	27.73
Adjustments to reconcile profit to net cash provided by operating activities :		14.86	25.97	(235.67)	(347.68)
Interest expenses		(209.41)	(326.32)	691.39	331.55
Interest Income		676.58	316.50	88.88	67.69
Depreciation		64.65	63.44	(5.39)	
Provision for Gratuity		(5.39)			
Profit on sale of investment		(3.54)	(13.75)	(3.56)	(13.78)
Net gain on investments measured at FVTPL		1268.61	1854.98	1335.13	1838.92
Operating Profit before Working Capital Changes		354.77	148.07	286.06	80.69
Decrease/(Increase) in Trade Receivables (Current and Non Current)		8.29		8.29	0.00
Decrease/(Increase) in Inventory (Current and Non Current)		(172.90)	(464.22)	(163.43)	(499.80)
Decrease/(Increase) in Other Current & Non Current Assets		864.42	144.61	906.49	196.34
Increase/(Decrease) in Current & Non Current Liabilities		2323.19	1683.44	2372.54	1616.15
Cash Generated from Operations		(247.94)	(289.11)	(247.94)	(289.12)
Income Tax Paid		2075.25	1384.33	2124.60	1327.03
Net Cash Flow from Operations					
Cash Flow from Investing Activities :		209.41	326.32	235.67	347.68
Interest income		(379.94)	(2498.76)	(398.73)	(2475.24)
Purchases of property, plant and equipment				302.08	(150.00)
Proceeds from sale of property, plant and equipment		302.08	(150.00)		(133.78)
Sale / investment in Shares, Mutual funds and NSC		242.96	(162.57)	54.09	(369.02)
Increase / Decrease in unpaid dividend a/c & FDRs having maturity more than 3 months		349.00	(447.59)	347.07	(2780.36)
FDRs having maturity more than 12 months		723.51	(2932.60)	540.18	
Net Cash Flow From Investing Activities					
Cash Flows from Financing Activities :		(14.86)	(25.97)	(15.77)	(27.73)
Interest expenses		(496.32)	379.58	(496.32)	379.58
(Decrease)/Increase in Loan Funds		(316.50)	(237.38)	(316.50)	(237.38)
Dividend Paid (Including Dividend Tax)		(827.68)	116.23	(828.59)	114.47
Net Cash Flow From Financing Activities		1971.08	(1422.04)	1836.19	(1338.86)
Net Increase/(Decrease) in Cash and Cash Equivalents		874.77	2296.81	1201.54	2540.40
Cash and Cash Equivalents at the beginning of the year		2845.85	874.77	3037.73	1201.54
Cash and Cash Equivalents at the end of the year					



COMPUCOM

Software Limited

IT: 14-15 EPIP, Sitapura, Jaipur –
302022 (Rajasthan) (India)
Tel. 91-141-2770131, 5115901-02
Fax: 91-141-2770335, 5115905
E-mail: fin@compucom.co.in
CIN:- L72200RJ1995PLC009798
Website: www.compucom.co.in

Annexure: II

No.: CSL/BSE/NSE/CSE/23-24/

Date: 22.05.2023

1) BSE Limited

Phiroze Jeejeebhoy Towers
Dalal Street, Mumbai-400001.
Email- corp.compliance@bseindia.com
Stock Code: 532339

(BY BSE LISTING CENTRE)

2) National Stock Exchange of India Ltd

Exchange Plaza, C-1, Block G,
Bandra Kurla Complex, Bandra (E), Mumbai-400051.
Email- cmlist@nse.co.in
Stock Code: COMPUSOFT

(BY NSE NEAPS)

3) The Calcutta Stock Exchange Limited

7, Lyons Range, Dalhousie
Kolkata: 700001
West Bengal
Email- listing@csl-india.com
Stock Code: 13335

(BY E-MAIL)

Sub: - Declaration in respect of unmodified opinion on Audited Financial Results for the financial year ended on 31st March 2023.

Ref: Regulation 33(3)(d) of Securities and Exchange Board of India (Listing Obligations and Disclosure Requirements) Regulations, 2015 read with SEBI Circular CIR/CFD/CMD/56/2016 dated May 27, 2016.

Dear Sir/Ma'am,

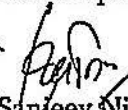
We hereby declare that the Statutory Auditors of the Company, M/s S. Misra & Associates, Chartered Accountants (FRN No.: 004972C) have issued Audit Reports with unmodified opinion on Audited Standalone and Consolidated Financial Results of the Company for the quarter and year ended on March 31, 2023.

The declaration is given in compliance to second proviso of regulation 33(3)(d) of Securities and Exchange Board of India (Listing Obligations and Disclosure Requirements) Regulations, 2015 read with SEBI Circular CIR/CFD/CMD/56/2016 dated May 27, 2016.

Kindly take the same on record.

Thanking You,

For Compucom Software Limited


(Sanjeev Nigam)
Chief Financial Officer

