INOX
LIVE THE MOVIE

27th April 2016

To,
The Secretary
BSE Limited
P J Towers,
Dalal Street,
Mumbai – 400 001

Stock Code: 532706

The Manager
National Stock Exchange of India Limited
Exchange Plaza, 5th Floor, Plot No C/1,
G Block, Bandra – Kurla Complex,
Bandra (East), Mumbai – 400 051

Stock Code: INOXLEISUR

Dear Sir / Madam,

Sub: Disclosure of Material Event / Information under Regulation 30 of SEBI (Listing Obligations and Disclosure Requirements) Regulations, 2015 – Earnings Presentation

Pursuant to Regulation 30 of the Securities and Exchange Board of India (Listing Obligations and Disclosure Requirements) Regulations, 2015, a copy of the Earnings Presentation that we propose to make during the Conference Call for analyst and investors scheduled to be held on Wednesday, 27th April 2016 at 5.30 P.M. is enclosed and the said Earnings Presentation has also been uploaded on the Company's Website at https://www.inoxmovies.com/Corporate.aspx?Section=3

We request you to kindly take the same on record.

Thanking you,

Yours faithfully,
For Inox Leisure Limited

Dhanraj Mulki
Vice President – Legal
& Company Secretary

Encl.: As above.

INOX LEISURE LTD.
5th Floor, Viraj Towers, Next to Andheri Flyover, Western Express Highway, Andheri (East), Mumbai 400 093, India.
Tel (91 22) 4062 6900 • Fax (91 22) 4062 6999 • E: contact@inoxmovies.com • www.inoxmovies.com

Registered Office : ABS Towers, Old Padra Road, Vadodara 390 007 • Tel (91 265) 6198111 • Fax (91 265) 2310312 • CIN: L92199GJ1999PLC044045

INOX LEISURE LIMITED

INOX
LIVE THE MOVIE

QUARTERLY INVESTOR UPDATE
Q4 & FULL YEAR FY16

DISCLAIMER

This presentation and the following discussion may contain "forward looking statements" by Inox Leisure Limited ("ILL" or "the Company") that are not historical in nature. These forward looking statements, which may include statements relating to future state of affairs, results of operations, financial condition, business prospects, plans and objectives, are based on the current beliefs, assumptions, expectations, estimates, and projections of the management of ILL about the business, industry and markets in which ILL operates.

These statements are not guarantees of future performance, and are subject to known and unknown risks, uncertainties, and other factors, some of which are beyond ILL's control and difficult to predict, that could cause actual results, performance or achievements to differ materially from those in the forward looking statements.

Such statements are not, and should not be construed, as a representation as to future performance or achievements of ILL. In particular, such statements should not be regarded as a projection of future performance of ILL. It should be noted that the actual performance or achievements of ILL may vary significantly from such statements.

DISCUSSION SUMMARY

- KEY MILESTONES
- Q4 & FY16 RESULT HIGHLIGHTS
- Q4 & FY16 RESULT ANALYSIS
- NEW PROPERTIES OPENED
- PAN INDIA PRESENCE
- NEW SCREENS PIPELINE
- CONTENT PIPELINE
- SHAREHOLDING STRUCTURE
- FINANCIAL SUMMARY
- ANNEXURE

KEY MILESTONES

- ✓ SIGNIFICANT IMPROVEMENT IN ALL FINANCIAL PARAMETERS
- ✓ MERGER WITH SATYAM CINEPLEXES APPROVED
- ✓ "INOX EXPERIENCE" SURPASSES 100 PROPERTIES, 400 SCREENS AND 100,000 SEATS
- ✓ SIGNED THE BIGGEST IMAX THEATRE DEAL IN INDIA

Q4 & FY16 – RESULTS HIGHLIGHTS

Q4 FY16 YoY ANALYSIS

REVENUES*

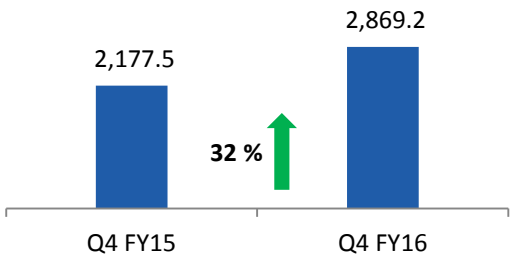

EBITDA ** and EBITDA MARGIN

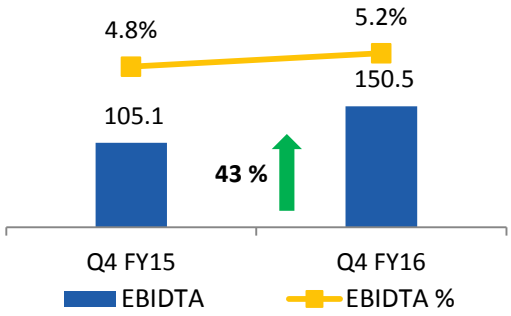

PAT and PAT MARGIN

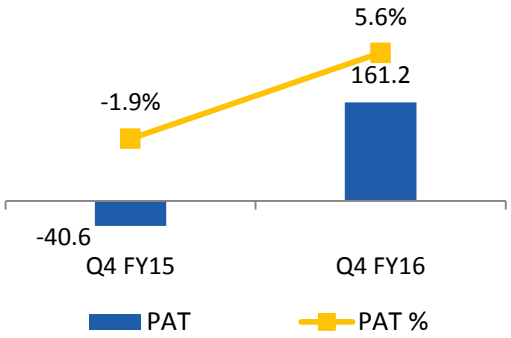

FY16 YoY ANALYSIS

REVENUES*

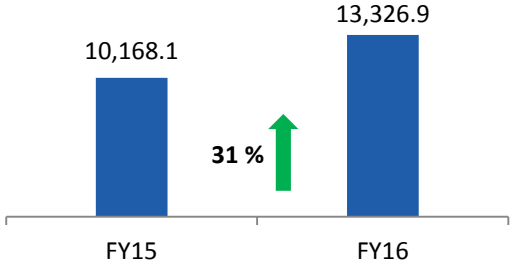

EBITDA ** and EBITDA MARGIN

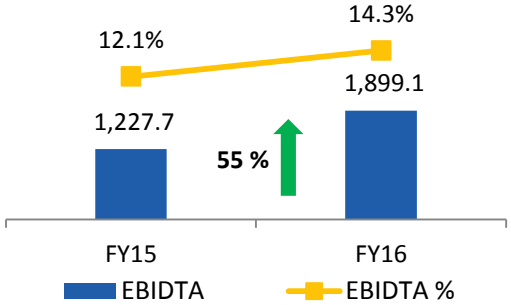

PAT and PAT MARGIN

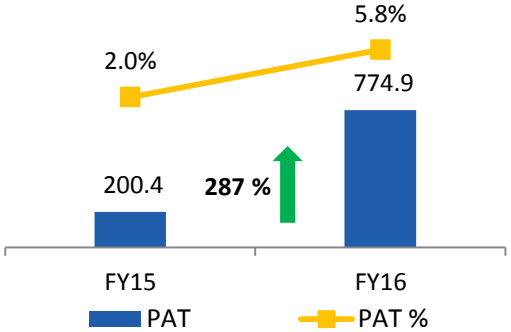

Note: * Revenue from Operations, ** EBIDTA excluding Other Income

In Rs. Mn

Q4 & FY16 – REVENUE ANALYSIS

Q4 FY16 YoY ANALYSIS

REVENUES* BREAKUP

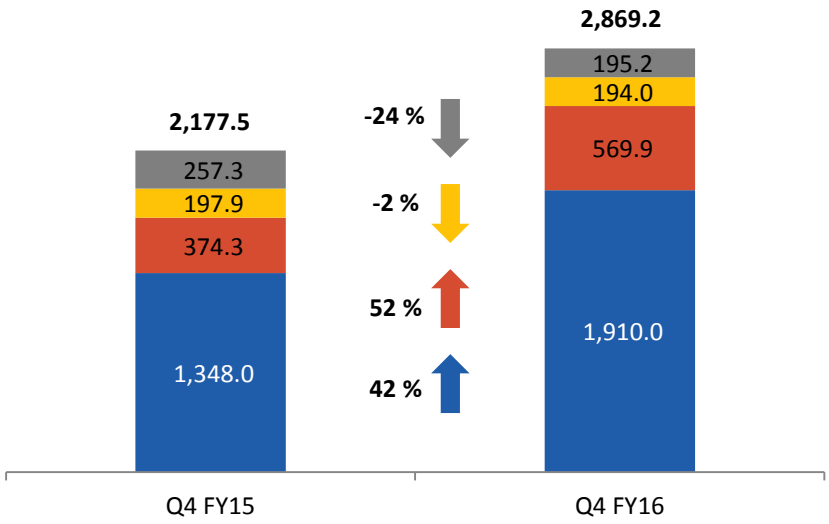

% Share	Q4 FY15	Q4 FY16
Gross Box Office	61.9%	66.6%
Food & Beverages	17.2%	19.9%
Advertising	9.1%	6.8%
Other Operating Revenues	11.8%	6.8%

FY16 YoY ANALYSIS

REVENUES* BREAKUP

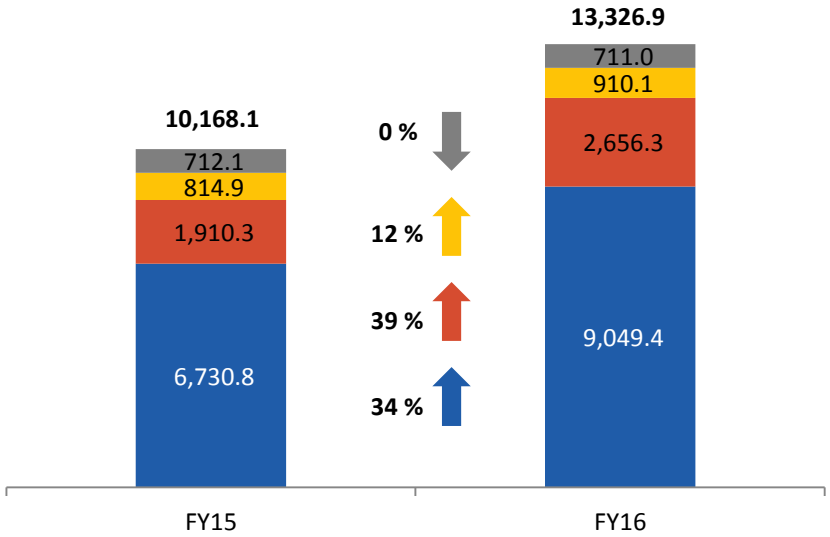

% Share	FY15	FY16
Gross Box Office	66.2%	67.9%
Food & Beverages	18.8%	19.9%
Advertising	8.0%	6.8%
Other Operating Revenues	7.0%	5.3%

Note: * Revenue from Operations

In Rs. Mn

Q4 FY16 – TOP 5 FILMS





Q4 FY16	Airlift	Neerja	Kapoor & Sons (Since 1921)	Bajirao Mastani	Wazir
Footfalls (Mn)	1.49	1.05	0.85	0.56	0.51
GBOC (Rs Mn)	278	173	157	98	92

Top 5 films accounted for 42% of Q4 FY16 GBOC revenues

Q4 & FY16 – KEY OPERATIONAL METRICS

FOOTFALLS AND OCCUPANCY RATE

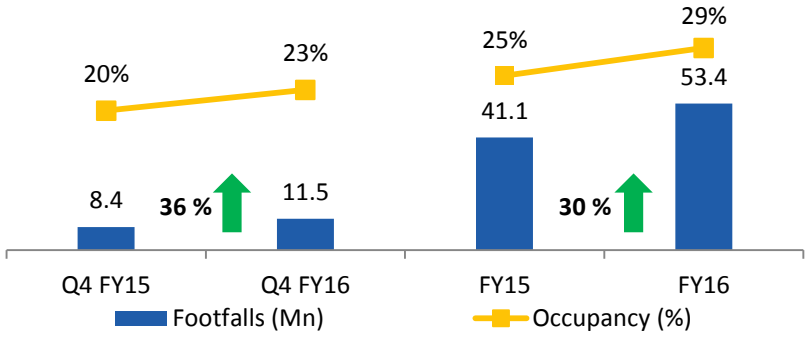

Footfalls with Management Properties – Q4 FY16: 11.9 mn, FY16: 55.4 mn

FOOTFALLS AND OCCUPANCY RATE - COMPARABLE PROPERTIES

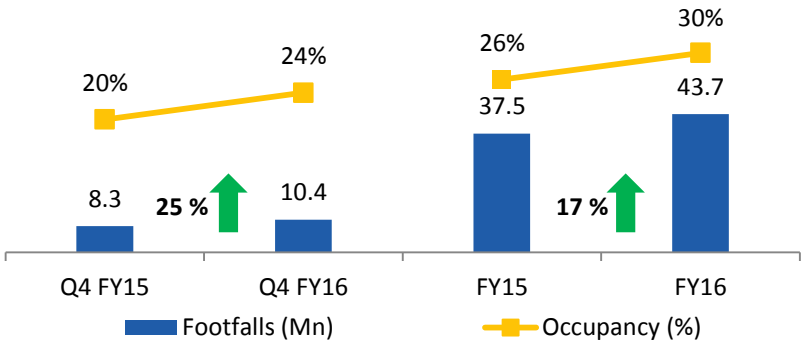

AVERAGE TICKET PRICE (ATP) (RS)

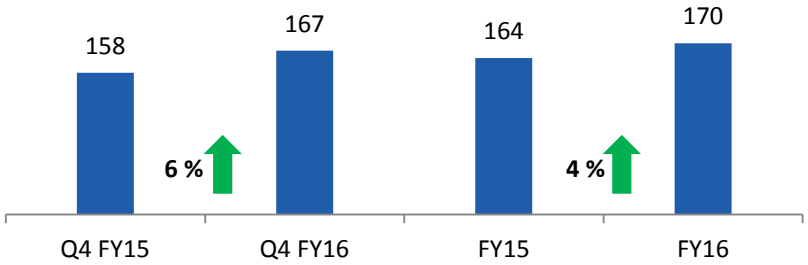

AVERAGE TICKET PRICE (ATP) (RS) OF COMPARABLE PROPERTIES

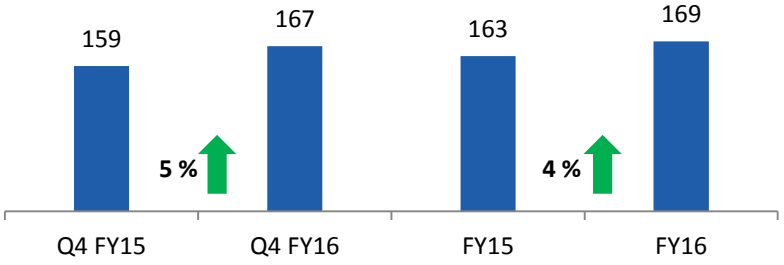

All the above charts exclude managed properties.

Q4 & FY16 – KEY OPERATIONAL METRICS

INOX LIVE THE MOVIE

FOOD & BEVERAGES - SPEND PER HEAD (SPH) (RS)

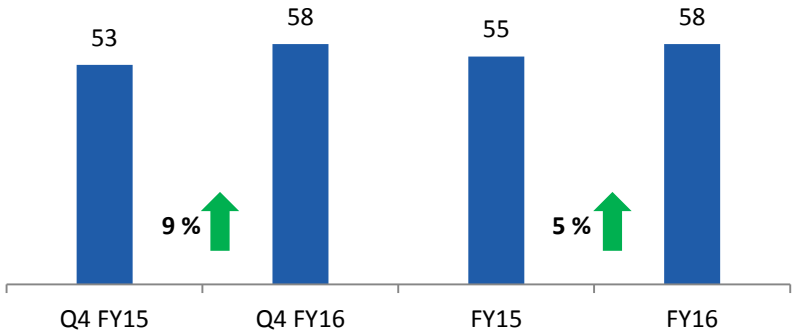

FOOD & BEVERAGES - NET CONTRIBUTION (%)

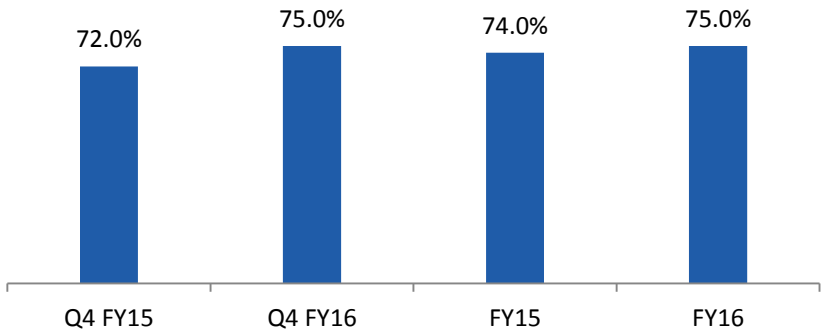

ADVERTISING REVENUES PER OPERATING SCREEN (RS MN)

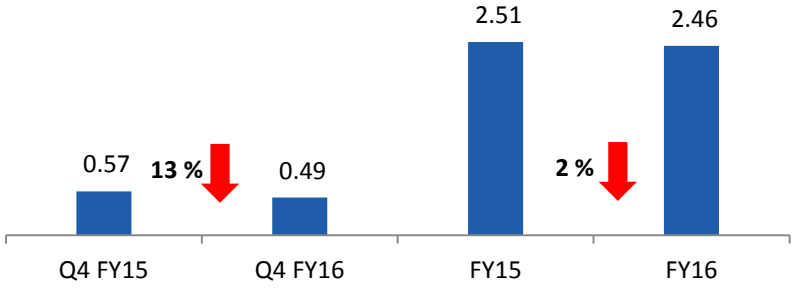

OTHER OPERATING REVENUES PER OPERATING SCREEN (RS MN)

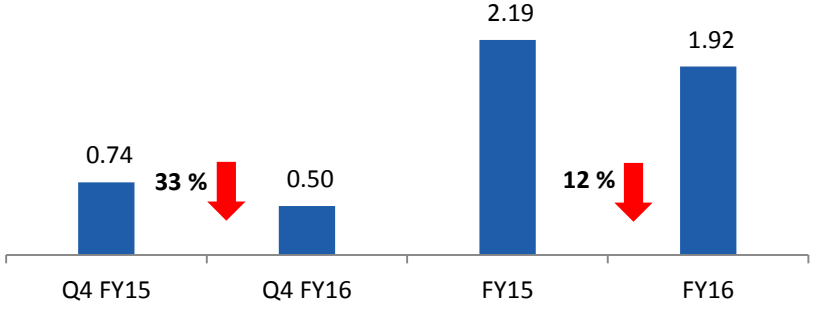

Q4 & FY16 – KEY OPERATIONAL METRICS

ENTERTAINMENT TAX - % OF GBOC

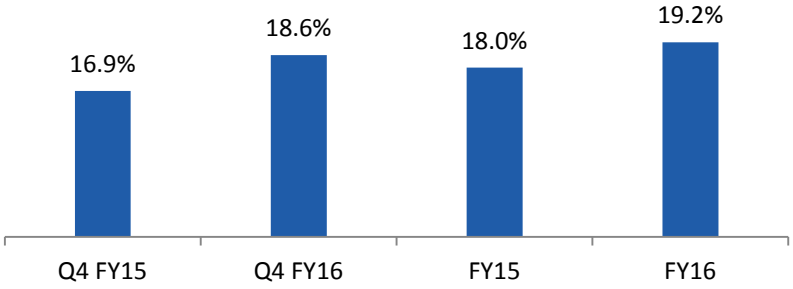

FILM DISTRIBUTOR SHARE (%)

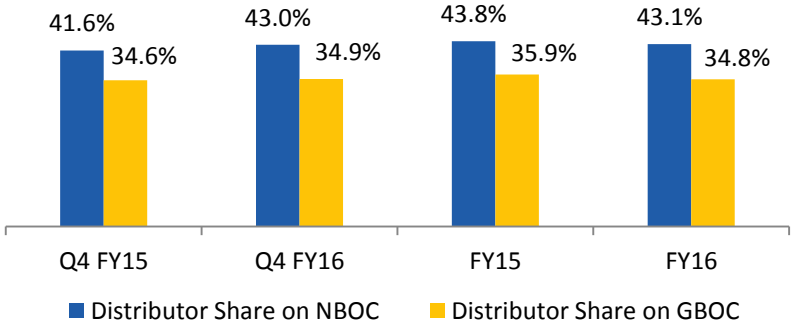

Entertainment Tax	Properties	Screens	Seats	Average Residual Period
Full Tax	89	351	91,438	
Exempted	11	46	11,730	2 years

OTHER OVERHEADS PER OPERATING SCREEN (RS MN)

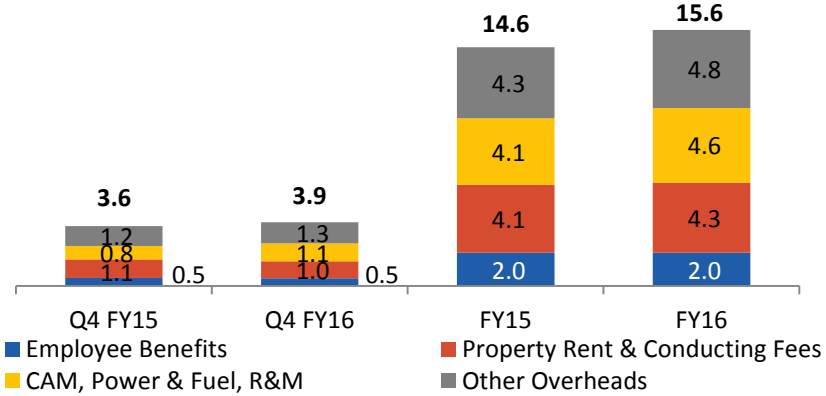

NBOC (Net Box Office Collections) , GBOC (Gross Box Office Collections)

BALANCE SHEET UPDATE – MARCH 2016

INOX LIVE THE MOVIE

Particulars	FY16	FY15
Total of Shareholder funds	**5,907.6**	**6,761.9**
Share Capital	961.6	961.6
Reserves & Surplus	5,272.7	6,127.0
Interest in Inox Benefit Trust, at cost	-326.7	-326.7
Total Debt	**2,670.4**	**2,411.9**
Other Non-Current Liabilities	159.9	347.9
Total Sources of Funds	**8,737.9**	**9,521.7**
Goodwill on Consolidation *	4.2	1,652.1
Fixed Assets	**7,043.4**	**6,681.1**
Other Non-Current Assets	2,077.6	1,859.7
Current Assets	1,152.5	1,022.1
Less: Current Liabilities	1,539.8	1,693.3
Net Current Assets	**-387.3**	**-671.2**
Total Assets	**8,737.9**	**9,521.7**

* Reflects the impact of Acquisition of Satyam Cineplexes Ltd.

Key Balance sheet Ratios	FY16	FY15
Net Debt : Equity	**0.4**	**0.3**
Return on Equity (ROE)	**12.2%**	**3.8%**
Return on Capital Employed (ROCE)	**12.4%**	**6.1%**

ROE: PAT/Avg. Equity, ROCE: EBIT/Avg. Capital Employed [(Capital Employed = Equity + Total Debt)

Strong Balance Sheet → **Low Leverage Net D/E: 0.4x**

Treasury Stock in Inox Benefit Trust → **Rs 931 mn at Current Market Price**

Promoters Stake → **48.7%**

Potential To Grow Aggressively Without Any Significant Stress On Balance Sheet

Q4 FY16 – NEW PROPERTIES OPENED

ADDITIONS IN Q4 FY16	PROPERTIES 3	SCREENS 10	SEATS 2,007
ADDITIONS IN FY16	PROPERTIES 12	SCREENS 51	SEATS 10,834

Surat DR World
7th Feb 2016
4 Screens
819 Seats

Johrat ABS Mall (Management Property)
13th Feb 2016
2 Screens
277 Seats

Goa Porvorim
13th Feb 2016
4 Screens
911 Seats

PAN INDIA PRESENCE

2ND LARGEST MULTIPLEX CHAIN OPERATOR IN INDIA

PUNJAB | 1 Property | 6 Screens

DELHI | 4 Properties | 13 Screens

HARYANA | 5 Properties | 16 Screens

RAJASTHAN | 11 Properties | 35 Screens

MADHYA PRADESH | 4 Properties | 16 Screens

GUJARAT | 11 Properties | 44 Screens

MAHARASHTRA | 22 Properties | 96 Screens

GOA | 4 Property | 14 Screens

KARNATAKA |10 Properties | 38 Screens

KERALA |1 Property | 6 Screens

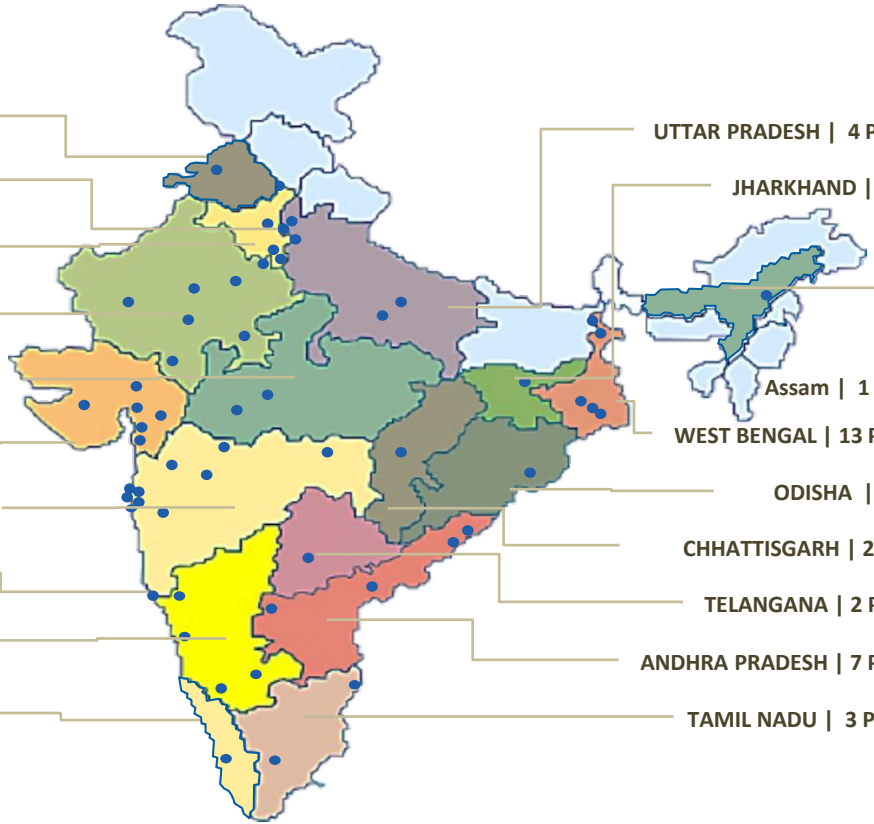

UTTAR PRADESH | 4 Properties | 16 Screens

JHARKHAND | 1 Property | 4 Screens

Assam | 1 Properties | 2 Screens

WEST BENGAL | 13 Properties | 52 Screens

ODISHA | 1 Property | 3 Screens

CHHATTISGARH | 2 Properties | 8 Screens

TELANGANA | 2 Properties | 11 Screens

ANDHRA PRADESH | 7 Properties | 26 Screens

TAMIL NADU | 3 Properties | 14 Screens

19 States

57 Cities

107 Properties

420 Screens

108,931 Seats

Includes 7 management properties with 23 screens and 5,763 seats

NEW SCREENS PIPELINE

	Properties	Screens	Seats
FY16	**107**	**420**	**108,931**
Additions during FY17	**20**	**89**	**18,550**
FY17	**127**	**509**	**127,481**
Additions post FY17	**34**	**179**	**34,934**
LEADING TO	**161**	**688**	**162,415**

FY17 – PIPELINE		
Properties	**Screens**	**Seats**
Kolhapur	4	870
Aurangabad	3	880
Jaipur	4	936
Bengaluru	3	353
Cuttack	4	846
Kota	4	836
Rajkot	3	410
Howrah	3	829
Vizag *(of existing property)*	2	279
Surat *(of existing property)*	1	90
Coimbatore	9	2,088
Salem	3	803
Greater Noida	5	1,261
Pune	6	1,090
Chennai	8	1,701
Bengaluru	5	1,328
Nadiad	3	649
Surat	3	545
Vadodara	3	482
Gandhinagar	5	728
Gurgaon	3	619
Vadodara	5	927
Total – 20 New Properties	**89**	**18,550**

STRONG VISIBILITY FROM NEW SCREENS PIPELINE BACKED BY SIGNED AGREEMENTS

CONTENT PIPELINE – APRIL 2016

The Jungle Book
Release Date: 8th April 2016
Cast: Scarlett Johansson, Idris Elba, Bill Murray, Ben Kingsley, Neel Sethi
Director: Jon Favreau
Banner: Walt Disney Pictures, Fairview Entertainment



Fan
Release Date: 15th April 2016
Cast: Shahrukh Khan, Waluscha De Sousa
Director: Maneesh Sharma
Banner: Yash Raj Films

The Huntsman: Winters War
Release Date: 22nd April 2016
Cast: Chris Hemsworth, Jessica Chastain, Emily Blunt, Charlize Theron
Director: Cedric Nicholas Troyan
Banner: Perfect World Pictures, Roth Films

Baaghi
Release Date: 29th April 2016
Cast: Tiger Shroff, Shraddha Kapoor
Director: Sabbir Khan
Banner: Nadiadwala Grandson Entertainment, Utv Motion Pictures

Actual release dates may vary

CONTENT PIPELINE – MAY 2016

Captain America: Civil War
Release Date: 6th May 2016
Cast: Chris Evans, Scarlett Johansson, Elizabeth Olsen, Robert Downey Jr, Jeremy Reener
Director: Anthony Russo
Banner: Marvel Studios, Marvel Entertainment



Azhar
Release Date: 13th May 2016
Cast: Emraan Hashmi, Prachi Desai, Nimrat Kaur, Gautam Gulati
Director: Tony Dsouza
Banner: Balaji Motion Pictures, MSM Motion Pictures



Sarbjit
Release Date: 19th May 2016
Cast: Aishwarya Rai Bachchan, Randeep Hooda
Director: Omung Kumar
Banner: Pooja Entertainment India Ltd., T-Series Super Cassettes Industries Ltd.

X Men : Apocalypse
Release Date: 20th May 2016
Cast: Hugh Jackman, Nocholas Hoult, Jennifer Lawrence, Channing Tatum
Director: Bryan Singer
Banner: 20th Century Fox, Marvel Entertainment, Bad Hat Harry Productions, TSG Entertainment

Actual release dates may vary

CONTENT PIPELINE – JUNE 2016



Housefull 3
Release Date: 3rd June 2016
Cast: Akshay Kumar, Abhishek Bachchan, Ritesh Deshmukh, Kirti Sanon
Director: Sajid Farhad
Banner: Eros International
Nadiadwala Grandson Entertainment



The Conjuring 2
Release Date: 10th June 2016
Cast: Patrick Wilson, Vera Farmiga, Franceso Connor
Director: James Waan
Banner: New Line Cinema, The Safran Company, Atomic Monster, Dune Entertainment

Udta Punjab
Release Date: 17th June 2016
Cast: Shahid Kapoor, Alia Bhatt, Kareena Kapoor
Director: Abhishek Chaubey
Banner: Phantom Productions
Balaji Motion Pictures



Independence Day Resurgence
Release Date: 24th June 2016
Cast: Liam Hemsworth, Joey King, Jeff Goldbum
Director: Roland Emmirech
Banner: Centropolis Entertainment
TSG Entertainment
Electric Entertainment

Actual release dates may vary

SHAREHOLDING STRUCTURE

INOX LIVE THE MOVIE

Share Price Performance

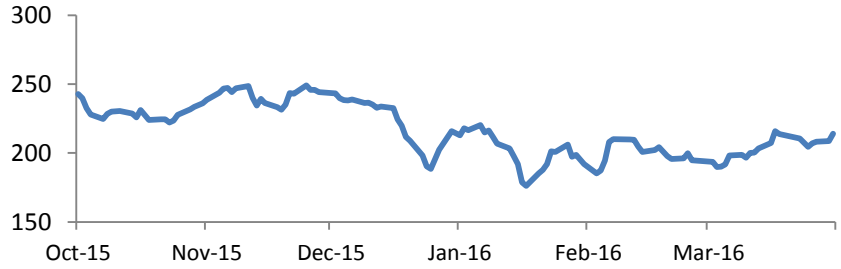

Source: BSE

Market Data	As on 26.04.16 (BSE)
Market capitalization (Rs Mn)	20,642.0
Price (Rs.)	214.0
No. of shares outstanding (Mn)	96.5
Face Value (Rs.)	10.0
52 week High-Low (Rs.)	276.3 – 145.0

% Shareholding – March 2016

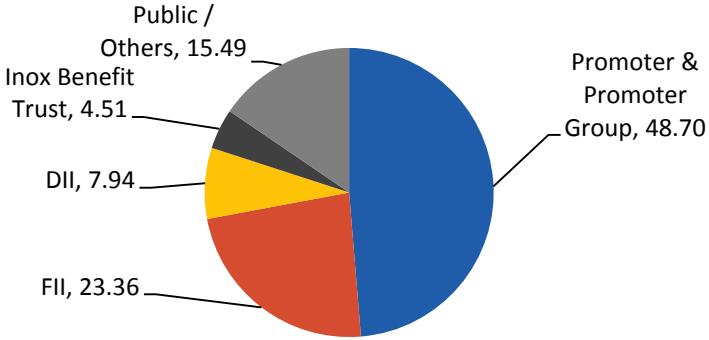

Source: Company

* Shares held under Inox Benefit Trust reflect the Treasury Shares

Key Institutional Investors at March 2016	% Holding
Goldman Sachs India	4.74%
Macquarie Asia	4.27%
Kuwait Investment Authority Fund	4.10%
Tata MF	2.80%
Government Pension Fund Global	2.49%
ICICI Prudential MF	1.97%
Aperios Funds	1.87%
Reliance MF	1.83%
Morgan Stanley	1.63%
Sundaram MF	1.31%

Source: BSE

FINANCIAL SUMMARY – LAST 5 YEARS

REVENUES

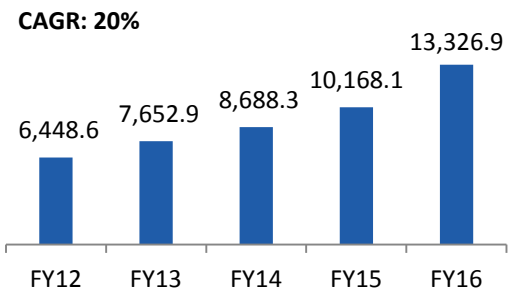

EBITDA & EBITDA MARGIN

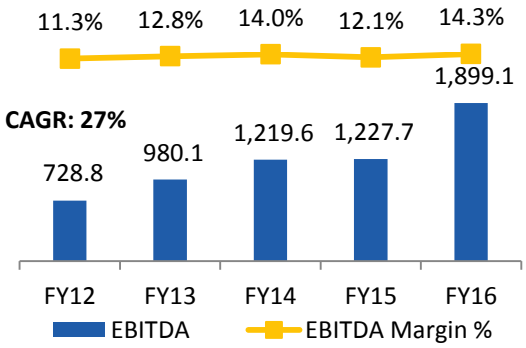

PAT & PAT MARGIN

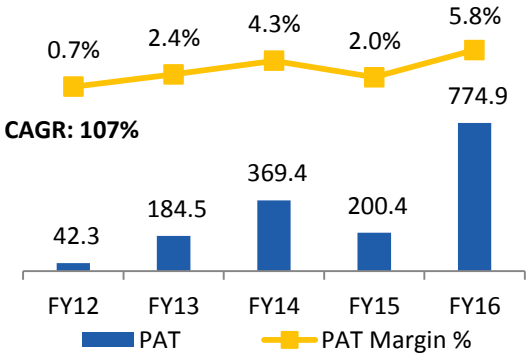

REVENUES - SEGMENT BREAKUP

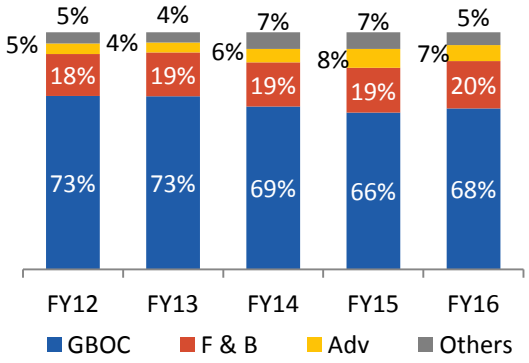

LEVERAGE ANALYSIS

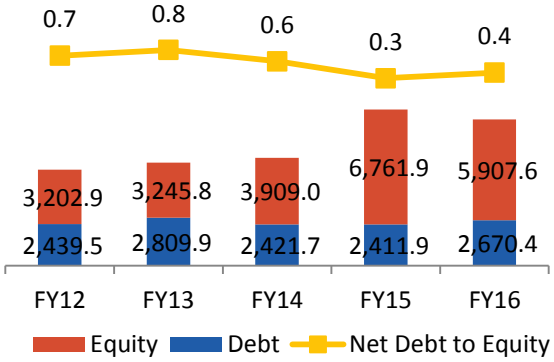

RETURN METRICS

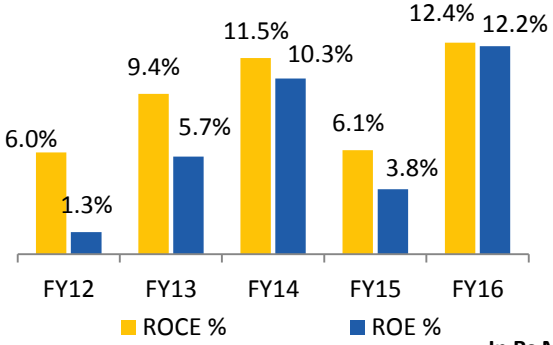

In Rs Mn

ROE: PAT/Avg. Equity, ROCE: EBIT/Avg. Capital Employed [(Capital Employed = Equity + Total Debt)

ANNEXURE

DETAILED FINANCIALS

CONSOLIDATED P&L STATEMENT

INOX LIVE THE MOVIE

Particulars (In Rs Mn)	Q4 FY16	Q4 FY15	YoY %	Q3 FY16	QoQ %	FY16	FY15	YoY %
Revenue from Operations	**2,869.2**	**2,177.5**	**31.8%**	**3,417.1**	**-16.0%**	**13,326.9**	**10,168.1**	**31.1%**
Entertainment Tax	356.1	227.6	56.4%	444.0	-19.8%	1,738.1	1,214.5	43.1%
Exhibition Cost (Distributor Share)	689.4	477.5	44.4%	845.4	-18.5%	3,253.0	2,493.2	30.5%
Food & Beverages Cost	141.8	103.5	37.0%	159.5	-11.1%	661.1	495.5	33.4%
Employee Benefits Expense	182.5	169.9	7.4%	200.2	-8.8%	746.6	658.2	13.4%
Property Rent, Conducting Fees and Common Facility Charges	541.1	466.3	16.0%	523.9	3.3%	2,070.6	1,757.8	17.8%
Other Expenses	807.8	627.6	28.7%	715.8	12.9%	2,958.3	2,321.2	27.4%
EBITDA	**150.5**	**105.1**	**43.2%**	**528.3**	**-71.5%**	**1,899.1**	**1,227.7**	**54.7%**
EBITDA Margin % (Gross Revenues)	***5.2%***	***4.8%***	***42bps***	***15.5%***	***-1022bps***	***14.3%***	***12.1%***	***218bps***
EBITDA Margin % (Net Revenues)	***6.0%***	***5.4%***	***60bps***	***17.8%***	***-1178bps***	***16.4%***	***13.7%***	***268bps***
Depreciation & Amortisation	207.3	181.0	14.5%	200.9	3.2%	802.9	758.4	5.9%
Other Income	15.6	26.0	-40.1%	9.2	69.4%	43.2	82.7	-47.7%
Finance Cost	59.1	82.7	-28.6%	61.4	-3.8%	244.2	386.1	-36.8%
Exceptional Items	0.0	1.0	-	49.6	-	49.6	6.0	726.7%
PBT	**-100.3**	**-133.6**	**24.9%**	**225.6**	**-144.4%**	**845.7**	**159.9**	**428.9%**
Tax Expense	-261.4	-93.0	-181.1%	69.5	-476.2%	70.8	-40.5	274.9%
PAT	**161.2**	**-40.6**	**-**	**156.1**	**3.2%**	**774.9**	**200.4**	**286.7%**
PAT Margin %	***5.6%***	***-1.9%***	***748bps***	***4.6%***	***105bps***	***5.8%***	***2.0%***	***384bps***
Earnings Per Share (EPS) (Basic)	**1.76**	**-**	**-**	**1.69**	**-**	**8.44**	**2.18**	**287.2%**

DETAILED FINANCIALS

CONSOLIDATED BALANCE SHEET

Particulars (In Rs Mn)	MARCH-16	MARCH-15
Share Holders' Funds:		
Equity Share Capital	961.6	961.6
Reserves and Surplus	5,272.7	6,127.0
Interest in Inox Benefit Trust	-326.7	-326.7
Total of Shareholder Funds	**5,907.6**	**6,761.9**
Non-Current Liabilities:		
Long Term Borrowings	2,169.3	2,005.1
Deferred Tax Liabilities (Net)	58.6	243.2
Other Long Term Liabilities	23.5	43.3
Long Term Provisions	77.8	61.3
Total of Non-Current Liabilities	**2,329.2**	**2,352.9**
Current Liabilities:		
Short-Term Borrowings	251.3	147.0
Trade Payables	733.1	784.1
Other Current Liabilities	887.2	1,014.1
Short-Term Provisions	169.4	155.0
Total of Current Liabilities	**2,040.9**	**2,100.2**
Total Equity & Liabilities	**10,277.7**	**11,215.0**

Particulars (In Rs Mn)	MARCH-16	MARCH-15
Goodwill on Consolidation	4.2	1,652.1
Non-Current Assets:		
Fixed Assets (Incl. CWIP)	7,043.4	6,681.1
Non-Current Investments	11.1	7.1
Long-Term Loans and Advances	1,938.4	1,813.0
Other Non-Current Assets	128.1	39.6
Total Non-Current Assets	**9,121.0**	**8,540.8**
Current Assets:		
Current Investments	155.3	64.1
Inventories	68.5	75.9
Trade Receivables	535.0	623.2
Cash and Bank Balances	270.8	134.4
Short-Term Loans and Advances	108.3	106.8
Other Current Assets	14.7	17.7
Total Current Assets	**1,152.5**	**1,022.2**
Total Assets	**10,277.7**	**11,215.0**

GROUP OVERVIEW
STRONG PEDIGREE

- **Strong legacy of more than 80 years.**
- **Diversified businesses across industrial gases, engineering plastics, refrigerants, chemicals, cryogenic engineering, renewable energy and entertainment sectors.**
- **More than 8,000 employees at more than 100 business units across India.**
- **Distribution network spread across more than 50 countries around the world.**

Listed Companies

Gujarat Fluorochemicals Limited

Mcap: Rs 62.9 bn

- Largest producer of chloromethanes, refrigerants and Polytetrafluoroethylene in India
- Pioneer of carbon credits in India

Inox Wind Limited

Mcap: Rs 58.8 bn

- Fully integrated player in the wind energy market
- State-of-the-art manufacturing plants near Ahmedabad (Gujarat) and at Una (Himachal Pradesh) and upcoming new facility in Madhya Pradesh
- Ability to provide end-to-end turnkey solutions for wind farms

Inox Leisure Limited

Mcap: Rs 20.6 bn

- Second largest multiplex chain in India
- In the business of setting up, operating and managing a national chain of multiplexes under the brand name 'INOX'
- Present in 57 cities with 107 multiplexes and 420 screens

Other Key Companies

Inox Air Products Private Limited

- 50:50 joint venture with Air Products Inc., USA
- Largest producer of industrial gases in India
- 40 plants spread throughout the country

Inox India Private Limited

- Largest producer of cryogenic liquid storage and transport tanks in India
- Offers comprehensive solutions in cryogenic storage, vaporization and distribution engineering
- Has operations in India, USA, Canada, The Netherlands and Brazil

Inox Renewables Limited

- Engaged in the business of setting up and operating of wind farms
- 213 MW operational capacity in 3 different states with another 20 MW ready for commissioning

STRONG SPONSORSHIP OF INOX GROUP - RECOGNIZED AND TRUSTED CORPORATE GROUP

COMPANY OVERVIEW

BRIEF PROFILE

INOX LIVE THE MOVIE

BUSINESS OVERVIEW

- Inox Leisure Limited (ILL), incorporated in 1999, is the 2nd largest multiplex operator in India
- ILL is a part of Inox Group which is diversified across industrial gases, engineering plastics, refrigerants, chemicals, cryogenic engineering, renewable energy and entertainment sectors
- ILL currently operates 107 properties (420 screens and 108,931 seats) located in 57 cities across India, being the only multiplex operator having such a diverse presence across pan India
- The company accounts for ~19% share of the multiplex screens in India and ~8% share of domestic box office collections
- The company has aggressively scaled up through organic and inorganic expansion over last decade growing from 2 properties – 8 screens in FY03 to 107 properties – 420 screens in FY16, virtually adding on an average 3 screens every month over the last decade

KEY STRENGTHS

- One of the largest multiplex chains in India
- Most diversified distribution of multiplexes in India
- Premium multiplex properties, state of the art technology and unmatched service and ambience
- Strong partnerships with more than 50 leading Indian and Global brands, offering high growth potential for advertising and other ancillary revenues
- Strong management team and recognized and trusted corporate group

STRONG FINANCIALS

- Consolidated Revenues, EBITDA and PAT were Rs 13,326.9 mn, Rs 1,899.1 mn and Rs 774.9 mn in FY16 having grown at CAGR of 20%, 27% and 107% over FY12 to FY16
- Robust operating performance driven by rising footfalls, high ticket prices, highly profitable F&B service, focus on other operating income
- Strong balance sheet with gross debt of Rs 2,670.4 mn, net debt of Rs 2,399.6 mn and equity of Rs 5,907.6 mn in FY16 with Net Debt/Equity ratio of 0.4x

COMPANY OVERVIEW

TRACK RECORD OF AGGRESSIVE EXPANSION

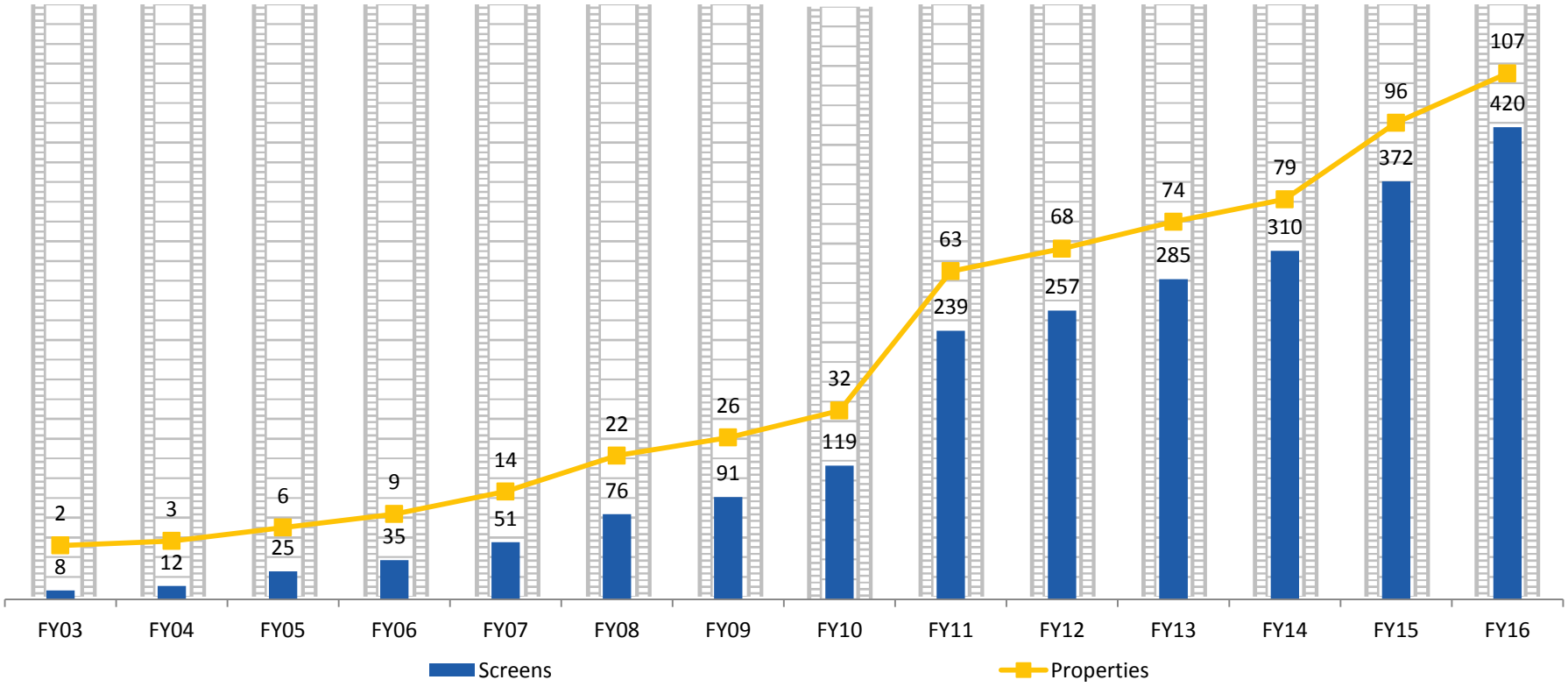

ON AN AVERAGE ADDITION OF 3 SCREENS EVERY MONTH OVER THE LAST DECADE

Note: Includes Acquisition of 1) 89 Cinemas in FY08, 2) Fame India in FY11, 3) Satyam Cineplexes in FY15

COMPANY OVERVIEW
PAN INDIA PRESENCE

INOX LIVE THE MOVIE

Well Diversified Distribution of Multiplexes across India

Access to Wide Variety of Regional Content

Lower Dependency on Hindi and English Content

57 Cities

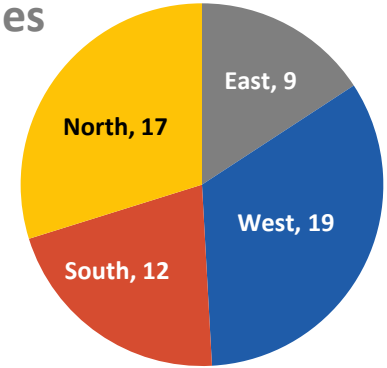

107 Properties

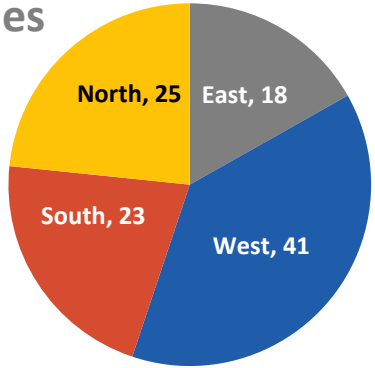

420 Screens

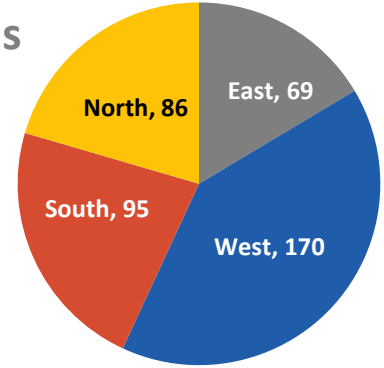

108,931 Seats

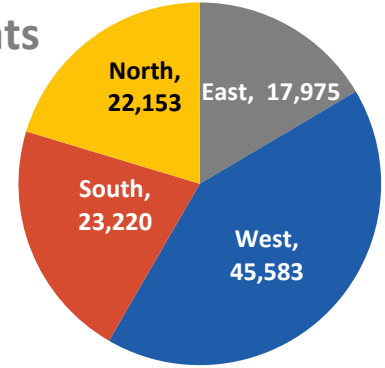

Includes 7 management properties with 23 screens and 5,763 seats

STRONG BRAND PARTNERSHIPS

INOX
LIVE THE MOVIE

BFSI	FMCG	CONSUMER DURABLES		AUTOMOBILES	GEC	ECOMMERCE &TELECOMM.	OTHERS	
kotak	Nestlé	emami	Whirlpool	HYUNDAI	Z	Google	LUX INDUSTRIES LIMITED	BAJAJ
ICICI Bank	ITC Limited	Cadbury	LG	RENAULT	SONY SAB	OLX	Manyavar	
State Bank of India	Hindustan Unilever Limited	LLOYD	SAMSUNG	TOYOTA	HBO	flipkart.com	WOODLAND	hindware
RELIANCE Capital	PARLE		VIDEOCON		STAR	YEPME	AMERICAN TOURISTER	Dior
HDFC Life	WILD STONE it happens	SONATA A TATA Product	Panasonic ideas for life	Mercedes-Benz	SONY ENTERTAINMENT	!dea	Reliance Industries Limited	hp
SBI Life INSURANCE With Us, You're Sure	P&G	Himalaya WELLNESS SINCE 1930	PHILIPS	Hero	viacom 18	airtel	dishtv	GRT JEWELLERS
बैंक ऑफ़ इंडिया Bank of India Relationships beyond banking	Ramdev SINCE 1965	Sleepwell	Godrej	TVS	SONY PIX	jio	Mankind Serving Life	
LIC	Coca-Cola	VEGA	SYSKA LED LIGHT YEARS AHEAD	BAJAJ	EROS NOW	Justdial India's No.1 local search engine	JABONG.COM	Lalitha
बैंक ऑफ़ बड़ौदा Bank of Baroda								

FOR FURTHER QUERIES:

THANK YOU

Nayana Borthakur
General Manager - Brand & Corporate Communication
Contact No: +9122 4062 6900
Email: contact@inoxmovies.com

Nilesh Dalvi / Kapil Jagasia
IR Consultant
Contact No:+91 9819289131 / 9819033209
Email ID: nilesh.dalvi@dickensonir.com
kapil.jagasia@dickensonir.com