INOX
LIVE THE MOVIE

24th January, 2017

To,
The Secretary
BSE Limited
P J Towers,
Dalal Street,
Mumbai – 400 001

Scrip Code: 532706

The Manager
National Stock Exchange of India Limited
Exchange Plaza, 5th Floor, Plot No C/1,
G Block, Bandra-Kurla Complex,
Bandra (East), Mumbai – 400 051

Scrip Code: INOXLEISUR

Dear Sir / Madam,

Sub: Disclosure of Material Event / Information under Regulation 30 of SEBI (Listing Obligations and Disclosure Requirements) Regulations, 2015 – Earnings Presentation

Pursuant to Regulation 30 of the Securities and Exchange Board of India (Listing Obligations and Disclosure Requirements) Regulations, 2015, a copy of the Earnings Presentation that we propose to make during the Conference Call for analyst and investors scheduled to be held on Tuesday, 24th January, 2017 at 5.00 P.M. is enclosed and the said Earnings Presentation has also been uploaded on the Company's Website at https://www.inoxmovies.com/Corporate.aspx?Section=3

We request you to kindly take the same on record.

Thanking you,

Yours faithfully,
For Inox Leisure Limited

Dhanraj Mulki
Vice President – Legal
& Company Secretary

Encl.: As above.

INOX LEISURE LIMITED

QUARTERLY INVESTOR UPDATE
Q3 & 9M FY17

DISCLAIMER

This presentation and the following discussion may contain "forward looking statements" by Inox Leisure Limited ("ILL" or "the Company") that are not historical in nature. These forward looking statements, which may include statements relating to future state of affairs, results of operations, financial condition, business prospects, plans and objectives, are based on the current beliefs, assumptions, expectations, estimates, and projections of the management of ILL about the business, industry and markets in which ILL operates.

These statements are not guarantees of future performance, and are subject to known and unknown risks, uncertainties, and other factors, some of which are beyond ILL's control and difficult to predict, that could cause actual results, performance or achievements to differ materially from those in the forward looking statements.

Such statements are not, and should not be construed, as a representation as to future performance or achievements of ILL. In particular, such statements should not be regarded as a projection of future performance of ILL. It should be noted that the actual performance or achievements of ILL may vary significantly from such statements.

DISCUSSION SUMMARY

- Q3 & 9M FY17 RESULT HIGHLIGHTS
- Q3 & 9M FY17 RESULT ANALYSIS
- NEW PROPERTIES OPENED
- PROPERTY UPGRADATIONS
- PAN INDIA PRESENCE
- NEW SCREENS PIPELINE
- CONTENT PIPELINE
- SHAREHOLDING STRUCTURE
- ANNEXURE

Q3 & 9M FY17 – RESULT HIGHLIGHTS

In Rs. Crore

Q3 FY17 YoY ANALYSIS

REVENUES *

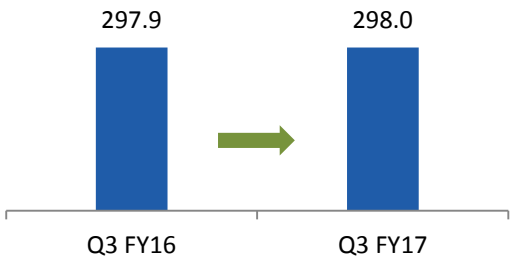

EBITDA ** and EBITDA MARGIN

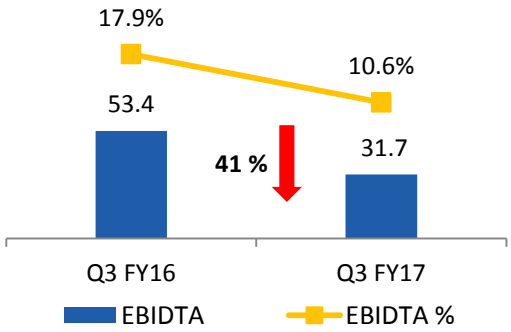

PAT and PAT MARGIN

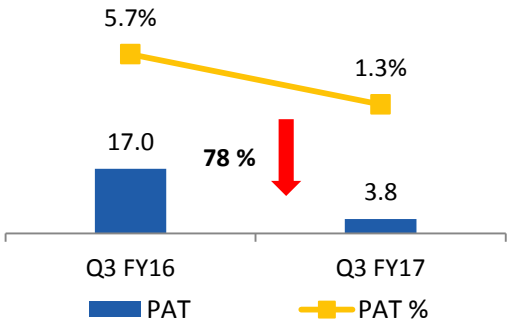

9M FY17 YoY ANALYSIS

REVENUES *

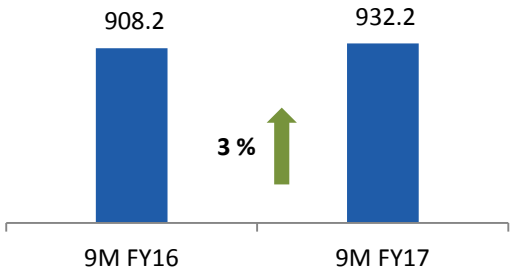

EBITDA ** and EBITDA MARGIN

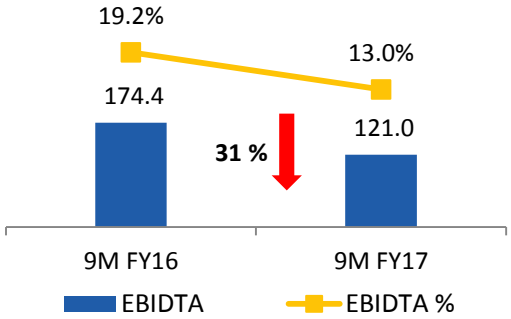

PAT and PAT MARGIN

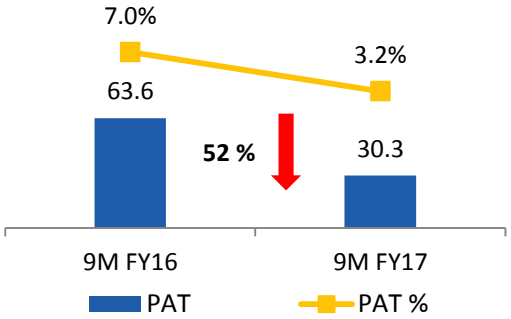

Note: * Net Revenue from Operations, ** EBIDTA excluding Other Income

Q3 & 9M FY17 – RESULT ANALYSIS

In Rs. Crore

Q3 FY17 YoY ANALYSIS

REVENUES * BREAKUP

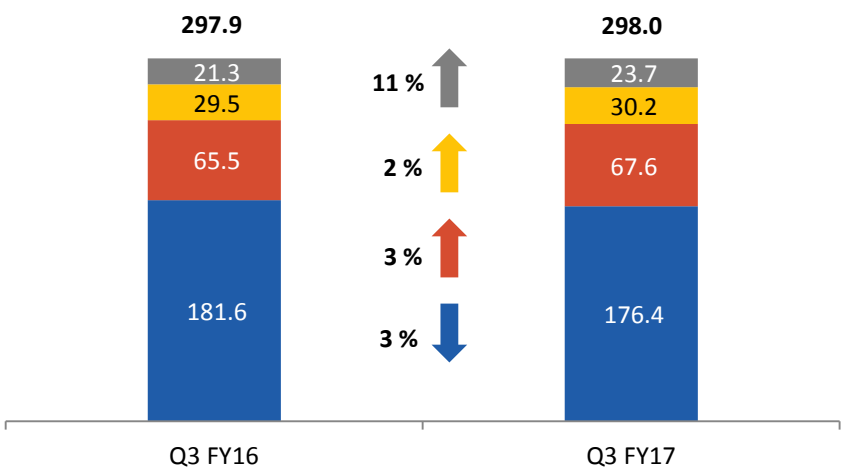

% Share	Q3 FY16	Q3 FY17
Net Box Office	61.0%	59.2%
Food & Beverages	22.0%	22.7%
Advertising	9.9%	10.1%
Other Operating Revenues	7.1%	8.0%

9M FY17 YoY ANALYSIS

REVENUES * BREAKUP

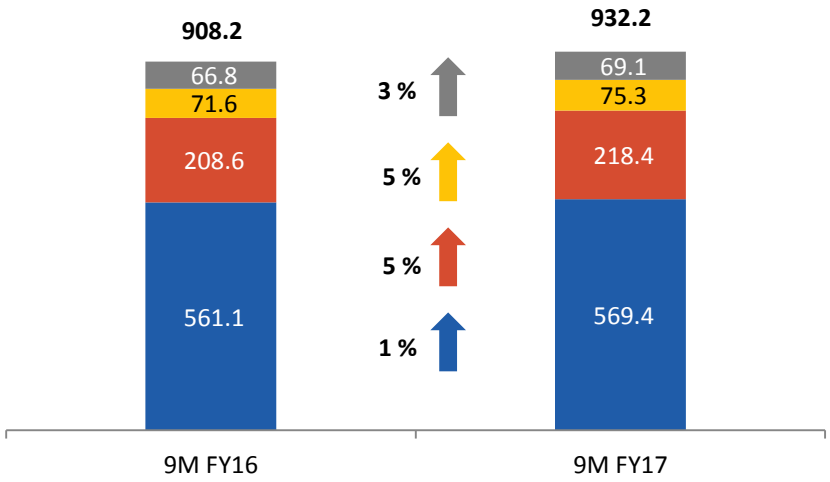

% Share	9M FY16	9M FY17
Net Box Office	61.7%	61.1%
Food & Beverages	23.0%	23.4%
Advertising	7.9%	8.1%
Other Operating Revenues	7.4%	7.4%

Note: * Net Revenue from Operations

Q3 & 9M FY17 – RESULT ANALYSIS

TOP 5 FILMS







Q3 FY17	Dangal	Ae Dil Hai Mushkil	M.S. Dhoni The Untold Story	Dear Zindagi	Shivaay
Footfalls (Lakhs)	21.72	10.76	11.97	9.19	6.99
GBOC (Rs Crore)	47.45	22.66	20.76	16.92	13.36

Top 5 films accounted for 53% of Q3 FY17 GBOC revenues (48% in Q3 FY16)

GBOC – Gross Box Office Collection

Q3 & 9M FY17 – RESULT ANALYSIS

KEY OPERATIONAL METRICS

FOOTFALLS AND OCCUPANCY RATE

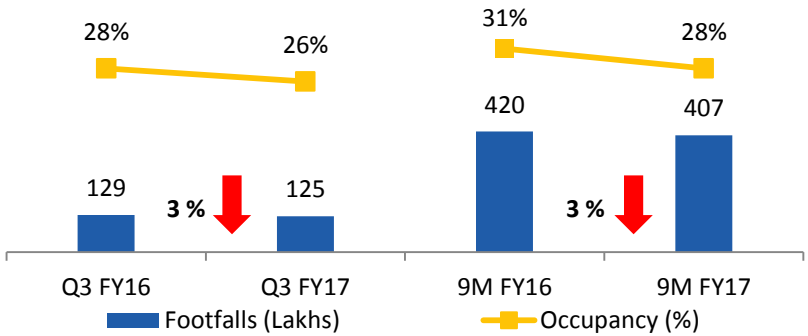

Footfalls with Management Properties
Q3 FY17: 129 lakhs, 9M FY17: 423 lakhs

FOOTFALLS AND OCCUPANCY RATE - COMPARABLE PROPERTIES

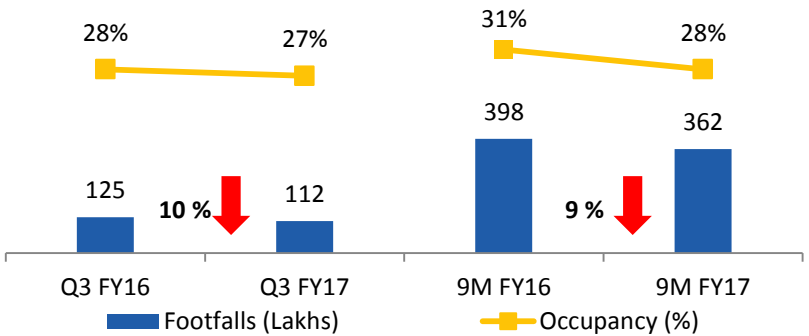

AVERAGE TICKET PRICE (ATP) (RS)

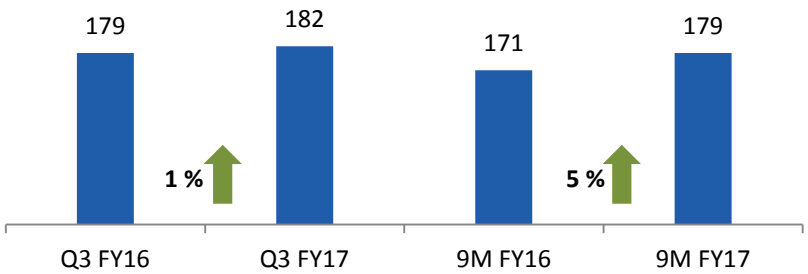

AVERAGE TICKET PRICE (ATP) (RS) OF COMPARABLE PROPERTIES

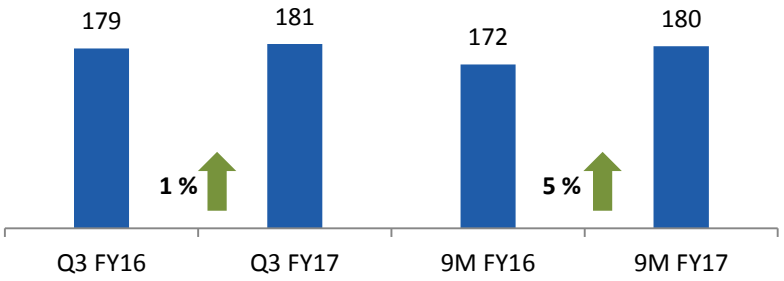

All the above charts exclude managed properties

Q3 & 9M FY17 – RESULT ANALYSIS

KEY OPERATIONAL METRICS

FOOD & BEVERAGES - SPEND PER HEAD (SPH) (RS)

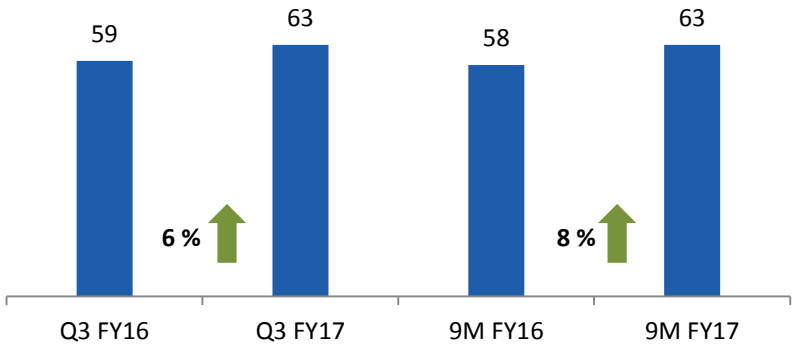

FOOD & BEVERAGES - NET CONTRIBUTION (%)

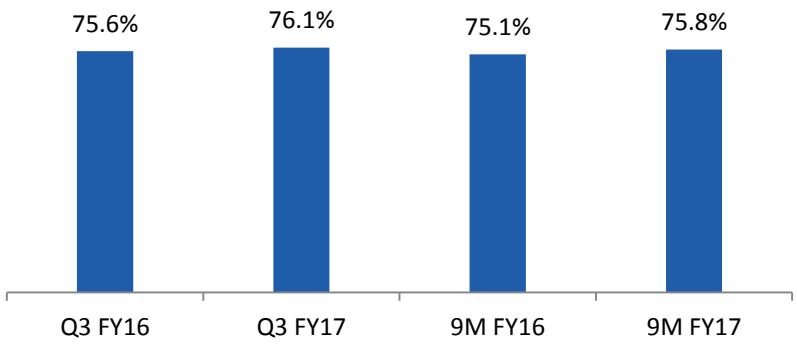

ADVERTISING REVENUES

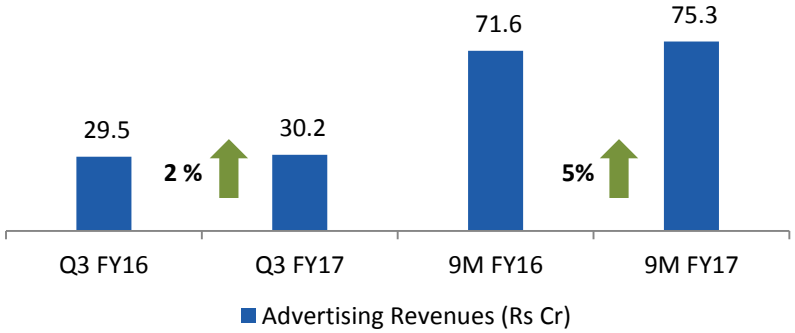

OTHER OPERATING REVENUES

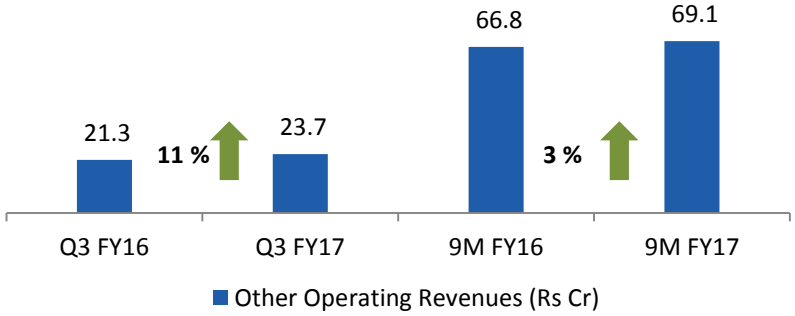

Q3 & 9M FY17 – RESULT ANALYSIS

KEY OPERATIONAL METRICS

ENTERTAINMENT TAX - %

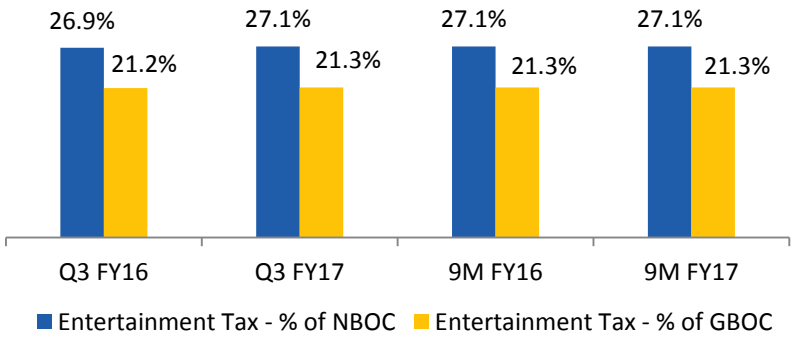

FILM DISTRIBUTOR SHARE (%)

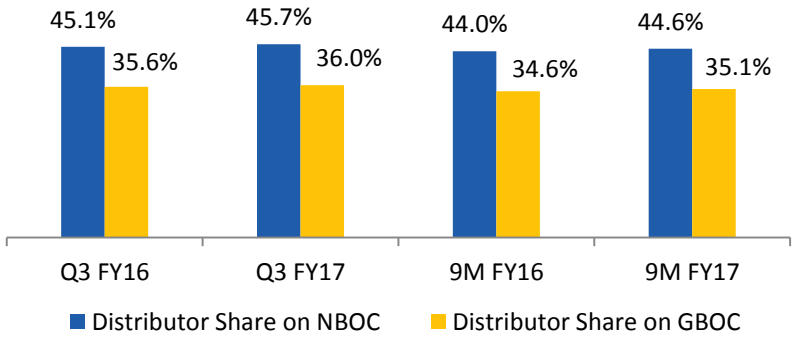

Entertainment Tax	Properties	Screens	Seats	Average Residual Period
Full Tax	93	372	94,719	
Exempted	13	51	12,809	3 years

Above figures exclude management properties

OTHER OVERHEADS PER OPERATING SCREEN (RS LAKHS)

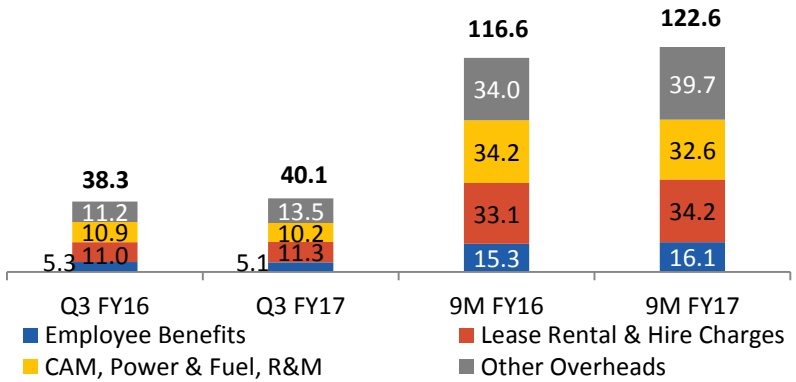

NBOC (Net Box Office Collections) , GBOC (Gross Box Office Collections)

NEW PROPERTIES OPENED

	PROPERTIES	SCREENS	SEATS
ADDITIONS IN Q3 FY17	2	10	2,007
ADDITIONS IN 9M FY17	6	26	5,251

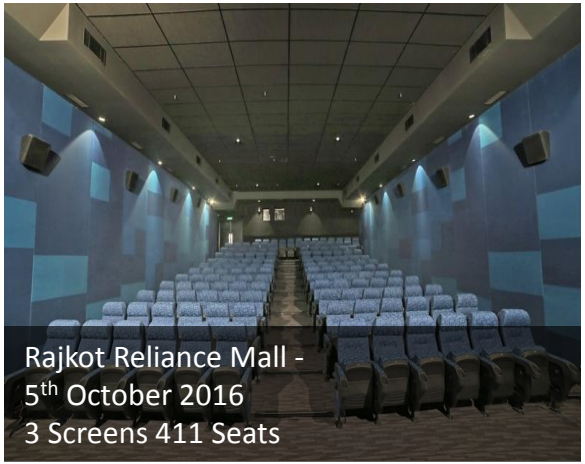

Rajkot Reliance Mall -
5th October 2016
3 Screens 411 Seats

DR Surat (Existing property) -
15th October 2016
1 Screens 105 Seats

Mumbai Metro Cinema -
8th November 2016
6 Screens 1,491 Seats

PROPERTY UPGRADATIONS

INOX INSIGNIA at INOX Laserplex, Nariman Point

'INDIA'S FIRST 7-STAR LUXURY MOVIE VIEWING EXPERIENCE'

SUPERIOR TECHNOLOGY:

- **Laser Projection:** India's first laser projection system - 300% enhanced picture quality
- **Dolby Atmos Sound**: Explosive cinema surround sound experience
- **Volfoni 3D screen**: Smart Crystal Diamond solution with the brightest 3D screens

LUXURY MOVIE VIEWING EXPERIENCE:

- **Plush Ergonomic Recliners:** Micro-adjustable premium Italian leather sofas with a USB charging port
- **Exclusive menu by Master Chef Vicky Ratnani**
- **Stylish staff uniforms crafted by celebrity designer Arjun Khanna**
- **Butler on call providing personalised service**

PROPERTY UPGRADATIONS

INOX INSIGNIA at R City Mall, Ghatkopar

‘INOX LAUNCHES ITS FIRST IMAX SCREEN’

PAN INDIA PRESENCE

ONE OF THE LARGEST MULTIPLEX CHAIN OPERATOR IN INDIA

PUNJAB | 1 Property | 6 Screens

DELHI | 4 Properties | 13 Screens

HARYANA | 5 Properties | 16 Screens

RAJASTHAN | 13 Properties | 43 Screens

MADHYA PRADESH | 4 Properties | 16 Screens

GUJARAT | 12 Properties | 48 Screens

MAHARASHTRA | 23 Properties | 102 Screens

GOA | 4 Property | 14 Screens

KARNATAKA |11 Properties | 41 Screens

KERALA |1 Property | 6 Screens

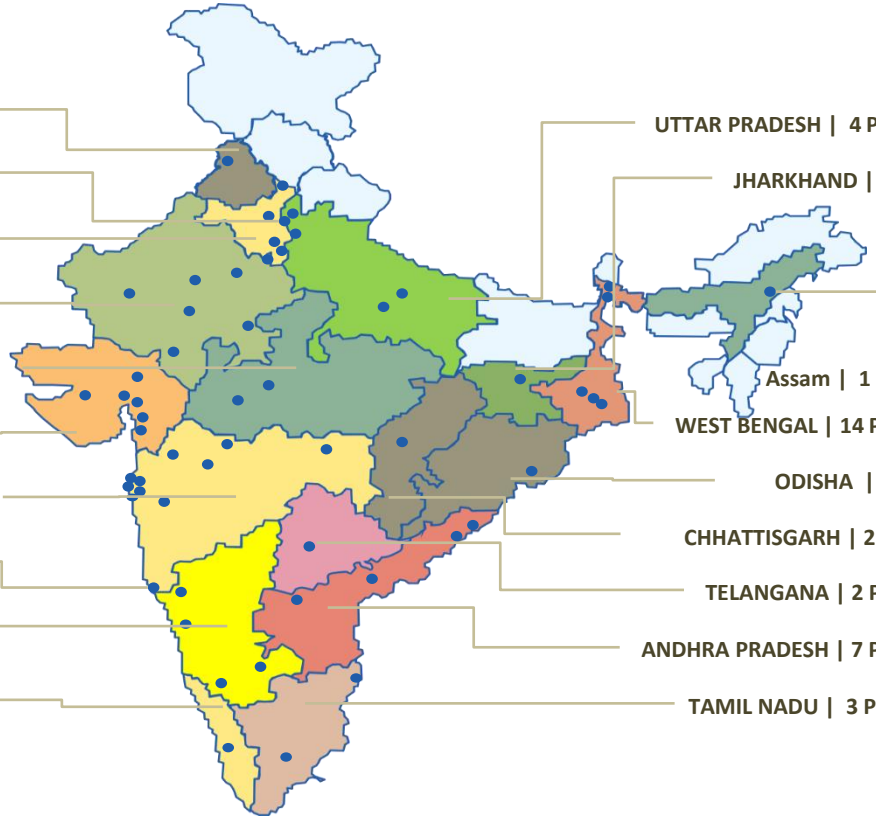

UTTAR PRADESH | 4 Properties | 16 Screens

JHARKHAND | 1 Property | 4 Screens

Assam | 1 Properties | 2 Screens

WEST BENGAL | 14 Properties | 55 Screens

ODISHA | 1 Property | 3 Screens

CHHATTISGARH | 2 Properties | 8 Screens

TELANGANA | 2 Properties | 11 Screens

ANDHRA PRADESH | 7 Properties | 28 Screens

TAMIL NADU | 3 Properties | 14 Screens

19 States

57 Cities

113 Properties

446 Screens

113,291 Seats

Includes 7 management properties with 23 screens and 5,763 seats

NEW SCREENS PIPELINE

FY17 – PIPELINE		
Properties	**Screens**	**Seats**
Pune	4	600
Aurangabad	3	880
Kolhapur	4	870
Coimbatore	9	2,088
Surat	6	1,607
Bharuch	3	800
Jabalpur	4	1,141
Total – 7 New Properties	**33**	**7,986**

	Properties	Screens	Seats
FY16	**107**	**420**	**1,08,931**
Additions Apr-16 to Dec-16	**6**	**26**	**5,251**
Additions Jan-17 to Mar-17	**7**	**33**	**7,986**
FY17	**120**	**479**	**121,277***
Additions post FY17	**76**	**411**	**75,928**
LEADING TO	**196**	**890**	**197,205***

* 1) 142 seats reduced due to increase in seat tier width at Bharuch Shree Rang and addition of recliners in Goa Osia
2) 383 seats reduced at Nariman Point due to renovation
3) 366 seats will be reduced at R City Ghatkopar due to renovation

STRONG VISIBILITY FROM NEW SCREENS PIPELINE BACKED BY SIGNED AGREEMENTS

CONTENT PIPELINE – JANUARY 2017



Passengers

Release Date: 6th January 2017
Cast: Jennifer Lawrence, Chris Pratt, Michael Sheen
Director: Morten Tyldum
Banner: Columbia Pictures, LStar Capital, Village Roadshow Pictures, Start Motion Pictures

Allied

Release Date: 6th January 2017
Cast: Brad Pitt, Lizzy Kalpan, Marion Cotillard
Director: Robert Zemekcis
Banner: GK Films, ImageMovers

Ok Janu

Release Date: 13th January 2017
Cast: Aditya Roy Kapoor, Shraddha Kapoor
Director: Shaad Ali
Banner: Dharma Productions Madras Talkies

XXX: The Return of Xander Cage

Release Date: 13th January 2017
Cast: Vin Diesel, Deepika Padukone, Samuel J Jackson, Nina Dobrev, Tony Colete
Director: DJ Caruso
Banner: Maple Cage Productions, One Race Films, Revolution Studios, Rox Productions



Raees

Release Date: 25th January 2017
Cast: Shahrukh Khan, Farhan Akhtar, Nawazuddin Siddhiqui
Director: Rahul Dholakia
Banner: Red Chillies Entertainment, Excel Entertainment

Kaabil

Release Date: 25th January 2017
Cast: Hrithik Roshan, Yami Gautam
Director: Sanjay Gupta
Banner: Filmkraft Productions Pvt. Ltd

CONTENT PIPELINE – FEBRUARY 2017

The Great Wall (3D)

Release Date: 3rd February 2017
Cast: Matt Damon, Williem Dafoe
Director: Yimou Zhang
Banner: Legendary East, Le Vision Pictures, Atlas Entertainment, China Film Group

Resident Evil: The Final Chapter (3D)

Release Date: 3rd February 2017
Cast: Milla Jovovich, Ali Larter, Shawn Roberts
Director: Paul Anderson
Banner: Capcom Entertainment, Constantin Film Production, Don Carmody Productions



Kung Fu Yoga

Release Date: 3rd February 2017
Cast: Jackie Chan, Sonu Sood, Disha Patni
Director: Stanley Tong
Banner: Taihe Entertainment, Shinework Pictures



Jolly LLB 2

Release Date: 10th February 2017
Cast: Akshay Kumar, Annu Kapoor, Saurabh Shukla, Huma Qureshi
Director: Subhash Kapoor
Banner: Fox Star Studios

The Gazi Attack

Release Date: 17th February 2017
Cast: Rana Dugabatti, Tapsee Pannu
Director: Sankalp
Banner: PVP cinema
Matinee Entertainment

Rangoon

Release Date: 24th February 2017
Cast: Saif Ali Khan, Shahid Kapoor, Kangana Ranaut
Director: Vishal Bhardwaj
Banner: Nadiadwala Grandson Entertainment, VB Pictures, Viacom 18 Motion Pictures

CONTENT PIPELINE – MARCH 2017



Commando 2

Release Date: 3rd March 2017
Cast: Vidhyut Jamwal, Adah Sharma, Esha Gupta, Adil Hussian
Director: Deven Bhojani
Banner: Reliance Entertainment

Wolverine 2 (3D IMAX)

Release Date: 3rd March 2017
Cast: Hugh Jackman, Patrick Stewer
Director: James Mangold
Banner: Fox Star Studios

Badrinath Ki Dulhania

Release Date: 10th March 2017
Cast: Varun Dhawan, Alia Bhatt
Director: Shashank Khaitaan
Banner: Dharma Productions

Kong: Skull Island (3D IMAX)

Release Date: 10th March 2017
Cast: Tom Hiddlestone, Samuel L Jackson, John Goodman
Director: Jordan Wogh Roberts
Banner: Legendary Entertainment, Tencent Pictures



Sarkaar 3

Release Date: 17th March 2017
Cast: Amitabh Bachchan, Manoj Bajpayee, Yami Gautam, Amit Sadh, Jackie Shroff
Director: Ram Gopal Varma
Banner: Alumbra Entertainment Wave Cinemas



Phillauri

Release Date: 24th March 2017
Cast: Anushka Sharma, Daljit Dosanjh, Suraj Sharma
Director: Anshai Lala
Banner: Fox Star Studios, Clean Slate Films

CONTENT PIPELINE – APRIL 2017

Jagga Jasoos

Release Date: 7th April 2017
Cast: Ranbir Kapoor, Katrina Kaif
Director: Anurag Basu
Banner: Picture Shuru Entertainments, Ishana Movies

Going in Style

Release Date: 7th April 2017
Cast: Joey King, Morgan Freeman, Michael Caine, Matt Dillon
Director: Zach Braff
Banner: New Line Cinema, De Line Pictures

Smurfs: The Lost Village (3D)

Release Date: 14th April 2017
Cast: Joe Manganiello, Demi Lovato, Jack Mc Bryer
Director: Kelly Asbury
Banner: Sony Pictures Animation

Fast & Furious 8 (3D IMAX)

Release Date: 14th April 2017
Cast: Vin Diesel, Jason Statham, Dwyne Johnson, Charlize Theron, Eva Mendes
Director: F Gary Gary
Banner: One Race Films, Original Film, Perfect World Pictures



Noor

Release Date: 21st April 2017
Cast: Sonakshi Sinha, Kannan Gill
Director: Sunhil Sippy
Banner: Abundantia Entertainment



Baahubali – The Conclusion

Release Date: 28th April 2017
Cast: Prabhas, Rana Dugabatti, Tamannah Bhatia
Director: S S Rajamauli
Banner: Arka Media Works

SHAREHOLDING STRUCTURE

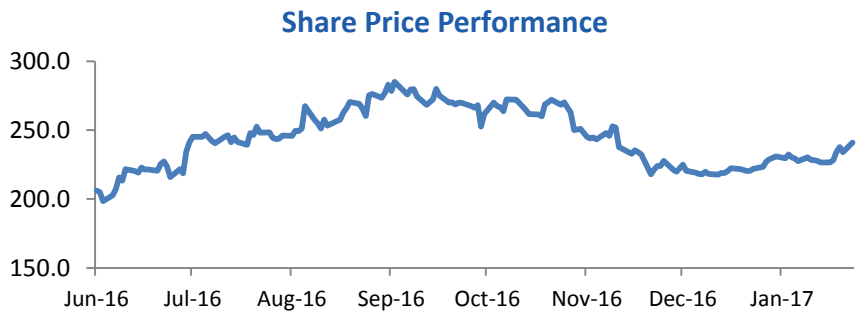

Source: BSE

Market Data	As on 23.01.17 (BSE)
Market capitalization (Rs Cr)	2,324.6
Price (Rs.)	241.0
No. of shares outstanding (Cr)	9.6
Face Value (Rs.)	10.0
52 week High-Low (Rs.)	292.9 – 170.0

% Shareholding – December 2016

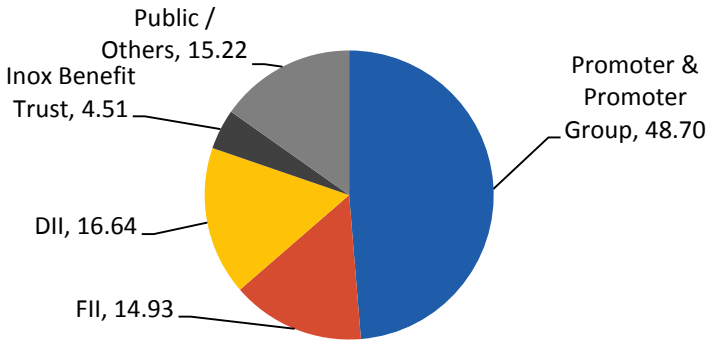

Source: Company

* Shares held under Inox Benefit Trust reflect the Treasury Shares

Key Institutional Investors – December 2016	% Holding
Goldman Sachs India	4.74%
DSP Blackrock MF	4.65%
Kuwait Investment Authority Fund	3.61%
Birla Sunlife MF	3.30%
Morgan Stanley	2.45%
Tata MF	2.11%
Reliance MF	2.06%
ICICI Prudential MF	1.98%
Aadi Financial Advisors LLP	1.49%
SBI MF	1.20%
Sundaram MF	1.06%

Source: Company

ANNEXURE

CONSOLIDATED P&L STATEMENT

Particulars (In Rs Cr)	Q3 FY17	Q3 FY16	YoY %	Q2 FY17	QoQ %	9M FY17	9M FY16	YoY %
Revenue from Operations	**298.0**	**297.9**	**0.0%**	**297.4**	**0.2%**	**932.2**	**908.2**	**2.6%**
Exhibition Cost (Distributor Share)	83.5	84.5	-1.3%	86.7	-3.7%	265.6	256.4	3.6%
Food & Beverages Cost	16.1	16.0	0.9%	18.3	-11.9%	52.8	51.9	1.8%
Employee Benefits Expense	21.3	19.8	7.5%	21.8	-2.3%	64.8	55.8	16.1%
Lease Rental & Hire Charges	46.9	41.2	13.9%	44.0	6.6%	137.4	90.5	51.8%
CAM, Power & Fuel, R&M	42.5	40.9	3.9%	43.5	-2.3%	130.9	88.5	48.0%
Other Expenses	56.0	42.1	32.9%	55.9	0.2%	159.8	190.8	-16.3%
EBITDA	**31.7**	**53.4**	**-40.6%**	**27.2**	**16.6%**	**121.0**	**174.4**	**-30.6%**
EBITDA Margin %	***10.6%***	***17.9%***	***-728bps***	***9.1%***	***150bps***	***13.0%***	***19.2%***	***-623bps***
Depreciation & Amortisation	21.4	19.7	8.6%	20.8	3.2%	62.5	59.1	5.7%
Other Income	2.2	1.8	23.2%	2.1	2.8%	6.8	5.3	28.8%
Finance Cost	6.5	6.1	5.5%	5.8	11.0%	18.1	18.5	-2.2%
Exceptional Items	0.0	5.0	-	0.0	-	-	5.0	-
PBT	**6.0**	**24.3**	**-75.4%**	**2.7**	**121.0%**	**47.2**	**97.1**	**-51.4%**
Tax Expense	2.3	7.3	-68.2%	1.1	105.1%	17.0	33.6	-49.3%
PAT	**3.7**	**17.1**	**-78.5%**	**1.6**	**132.5%**	**30.2**	**63.6**	**-52.5%**
Share of Associates / Joint Ventures	0.1	-0.0	-	-0.0	-	0.1	-0.0	-
Minority Interest	-	0.0	-	-	-	-	-	-
PAT after share of associates/JVs/Minority Interest	**3.8**	**17.0**	**-77.9%**	**1.6**	**140.4%**	**30.3**	**63.6**	**-52.4%**
PAT Margin %	***1.3%***	***5.7%***	***-446bps***	***0.5%***	***74bps***	***3.2%***	***7.0%***	***-375bps***
Earnings Per Share (EPS)	**0.41**	**1.86**	**-78.0%**	**0.17**	**141.2%**	**3.30**	**6.93**	**-52.4%**

CONSOLIDATED BALANCE SHEET STATEMENT

Particulars (In Rs Cr)	September-16
Equity Share Capital	96.2
Other Equity	486.4
Interest in Inox Benefit Trust, at cost	-32.7
Equity attributable to owners of the company	**549.9**
Non-Controlling Interest	-0.0
Total Equity	**549.9**
Non-current liabilities:	
Borrowings	199.4
Other Financial Liabilities	2.5
Other Non-current Liabilities	96.5
Provisions	9.6
Total of Non-Current Liabilities	**308.0**
Current Liabilities:	
Borrowings	0.0
Trade Payables	70.1
Other Financial Liabilities	90.5
Other Current Liabilities	44.4
Provisions	14.9
Current Tax Liabilities (Net)	7.4
Total of Current Liabilities	**227.3**
Total Equity & Liabilities	**1,085.2**

Particulars (In Rs Cr)	September-16
Non-Current Assets:	
Property, Plant & Equipment	630.0
Capital work-in-progress	53.8
Intangible Assets	30.4
Investments	1.3
Other Financial Assets	140.1
Deferred Tax Assets (Net)	50.3
Other Non Current Assets	74.7
Total Non Current Assets	**980.6**
Current Assets:	
Investments	0.2
Inventories	9.1
Trade Receivables	55.6
Cash and Bank Balances	13.3
Other Financial Assets	2.9
Other Current Assets	23.5
Total Current Assets	**104.6**
Total Assets	**1,085.2**

BRIEF PROFILE

BUSINESS OVERVIEW

- Inox Leisure Limited (ILL), incorporated in 1999, is one of the largest multiplex operator in India
- ILL is a part of Inox Group which is diversified across industrial gases, engineering plastics, refrigerants, chemicals, cryogenic engineering, renewable energy and entertainment sectors
- ILL currently operates 113 properties (446 screens and 113,291 seats) located in 57 cities across India, being the only multiplex operator having such a diverse presence across pan India
- The company accounts for ~20% share of the multiplex screens in India and ~8% share of domestic box office collections
- The company has aggressively scaled up through organic and inorganic expansion over last decade growing from 2 properties – 8 screens in FY03 to 113 properties – 446 screens at present, virtually adding on an average 3 screens every month over more than a decade.

KEY STRENGTHS

- One of the largest multiplex chains in India
- Most diversified distribution of multiplexes in India
- Premium multiplex properties, state of the art technology and unmatched service and ambience
- Strong partnerships with more than 50 leading Indian and Global brands, offering high growth potential for advertising and other ancillary revenues
- Strong management team and recognized and trusted corporate group

STRONG FINANCIALS

- Consolidated Revenues, EBITDA and PAT were Rs 1,332.7 cr, Rs 189.9 cr and Rs 77.5 cr in FY16 having grown at CAGR of 20%, 27% and 107% over FY12 to FY16 (as per IGAAP)
- Robust operating performance driven by rising footfalls, high ticket prices, highly profitable F&B service, focus on other operating income
- Strong balance sheet with Gross Debt of Rs 267.0 cr, Net Debt of Rs 239.9 cr and Equity of Rs 590.8 cr in FY16 with D/E ratio of 0.5x

STRONG PEDIGREE

- **90 year track record of ethical business growth.**
- **USD $3Bn Inox Group is diversified across industrial gases, engineering plastics, refrigerants, chemicals, cryogenic engineering, renewable energy and entertainment.**
- **More than 9,000 employees at more than 150 business units across India.**
- **Distribution network spread across more than 50 countries around the world.**

Listed Companies

Gujarat Fluorochemicals Limited

- Largest producer of chloromethanes, refrigerants and Polytetrafluoroethylene in India
- Pioneer of carbon credits in India

Inox Wind Limited

- Fully integrated player in the wind energy market
- State-of-the-art manufacturing plants near Ahmedabad (Gujarat) and at Una (Himachal Pradesh) and new facility in Madhya Pradesh. Madhya Pradesh facility one of the largest in Asia
- Ability to provide end-to-end turnkey solutions for wind farms

Inox Leisure Limited

- One of the largest multiplex chain in India
- In the business of setting up, operating and managing a national chain of multiplexes under the brand name 'INOX'
- Present in 57 cities with 113 multiplexes and 446 screens

Other Key Companies

Inox Air Products Private Limited

- 50:50 joint venture with Air Products Inc., USA
- Largest producer of industrial gases in India
- 40 plants spread throughout the country

Inox India Private Limited

- Largest producer of cryogenic liquid storage and transport tanks in India
- Offers comprehensive solutions in cryogenic storage, vaporization and distribution engineering
- Has operations in India, USA, Canada, Netherlands and Brazil

Inox Renewables Limited

- Engaged in the business of setting up and operating of wind farms
- Existing operating capacity of ~ 260 MW in states of Rajasthan, Maharashtra, Tamil Nadu and Madhya Pradesh

STRONG SPONSORSHIP OF INOX GROUP - RECOGNIZED AND TRUSTED CORPORATE GROUP

TRACK RECORD OF AGGRESSIVE EXPANSION

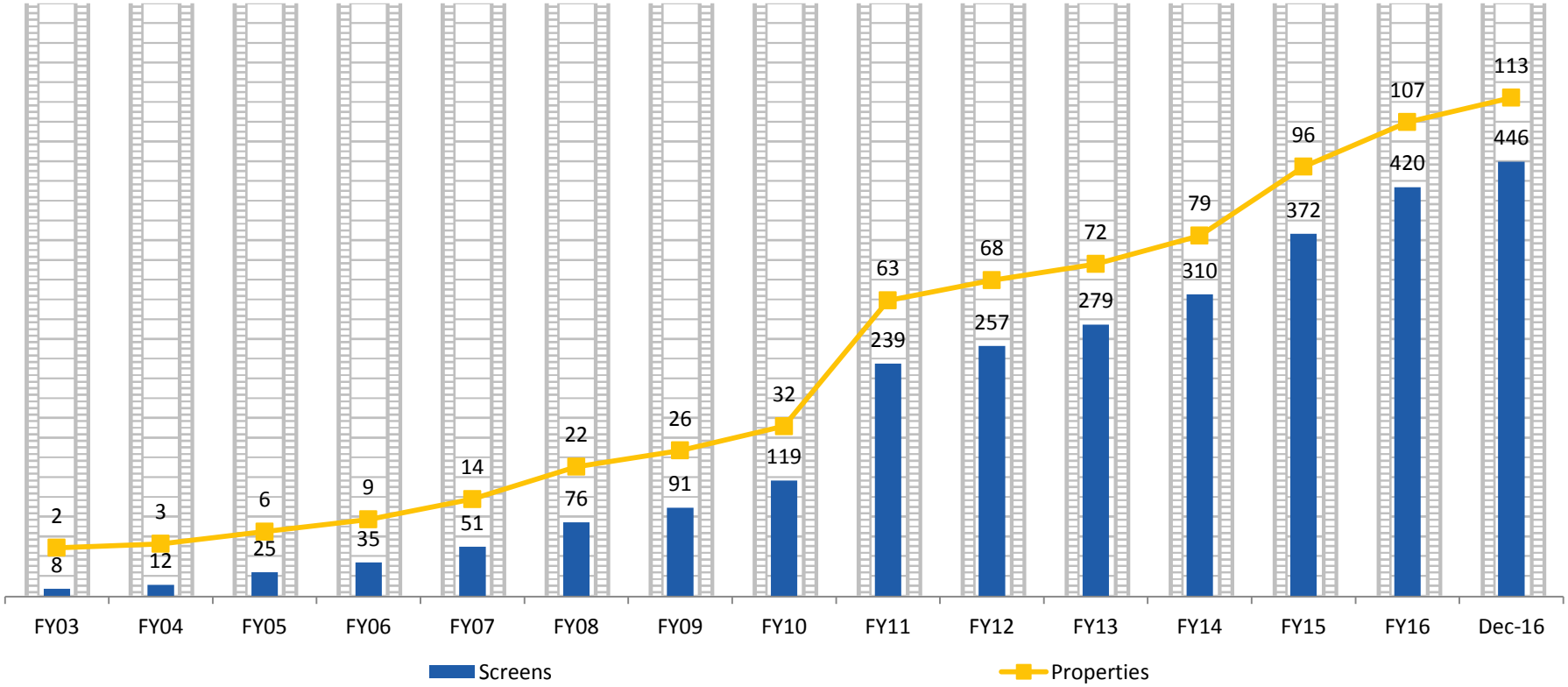

ON AN AVERAGE ADDITION OF 3 SCREENS EVERY MONTH OVER THE LAST DECADE

Note: Includes Acquisition of 1. 89 Cinemas in FY08, 2. Fame India in FY11, 3. Satyam Cineplexes in FY15

PAN INDIA PRESENCE

Well Diversified Distribution of Multiplexes across India

Access to Wide Variety of Regional Content

Lower Dependency on Hindi and English Content

57 Cities

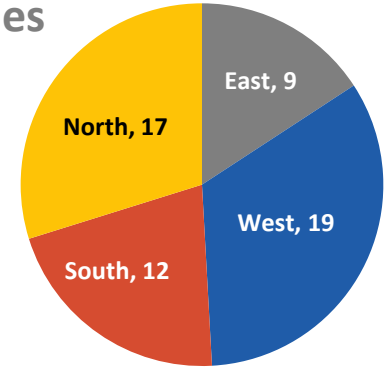

113 Properties

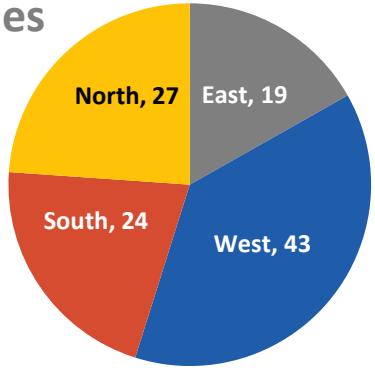

446 Screens

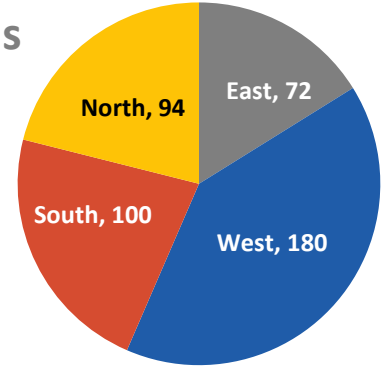

1,13,291 Seats

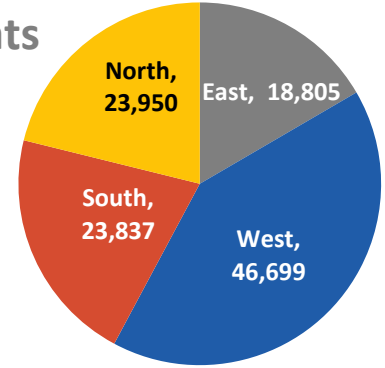

Includes 7 management properties with 23 screens and 5,763 seats

STRONG BRAND PARTNERSHIPS

BFSI	FMCG	CONSUMER DURABLES	AUTOMOBILES	GEC	ECOMMERCE &TELECOMM.	OTHERS
सेन्ट्रल बैंक ऑफ़ इंडिया Central Bank of India	Nestlé	emami	Whirlpool	HYUNDAI	Google	Pernod Ricard
fitbit	ITC Limited	Cadbury	LG	RENAULT	OLX	DIAGEO
kotak	Hindustan Unilever Limited	LLOYD	SAMSUNG	TOYOTA	flipkart.com	Manyavar
SBI Life Insurance	PARLE	hindware	little	Mercedes-Benz	YEP ME	vivo Smart Phone
LIC	WILD STONE it happens	Himalaya	Panasonic ideas for life	Hero	!dea	oppo SMARTPHONE
BOROSIL	P&G	Kajaria TRANSFORM YOUR WORLD	PHILIPS	TVS	airtel	iPhone
बैंक ऑफ़ बड़ौदा Bank of Baroda	Ramdev	NUTRILITE	Godrej	BAJAJ	vodafone	Reliance Industries Limited
	Coca-Cola				Justdial	LALITHA JEWELLERS
					JABONG.COM	dishtv
						GRT JEWELLERS
						Mankind
						Lalitha
						विद्युति davp

FINANCIAL SUMMARY – LAST 5 YEARS

REVENUES *

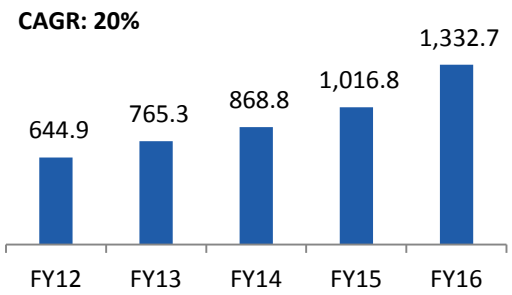

* Revenues as per IGAAP

EBITDA & EBITDA MARGIN

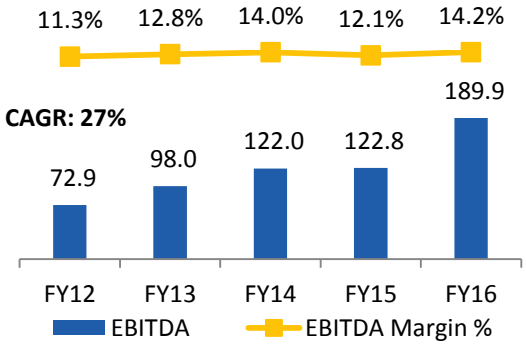

PAT & PAT MARGIN

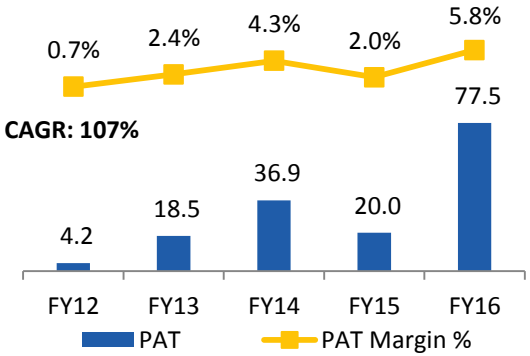

REVENUES - SEGMENT BREAKUP

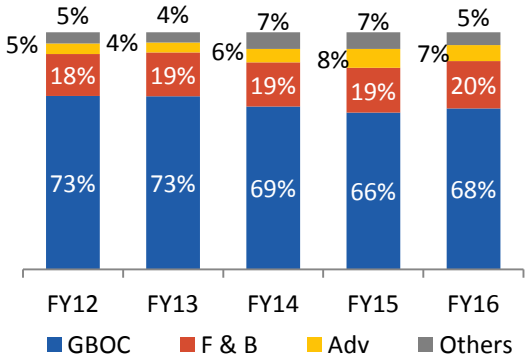

LEVERAGE ANALYSIS

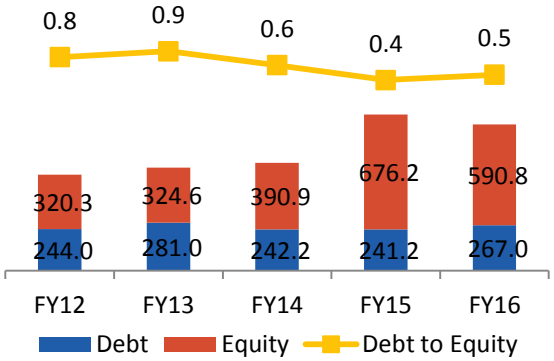

RETURN METRICS

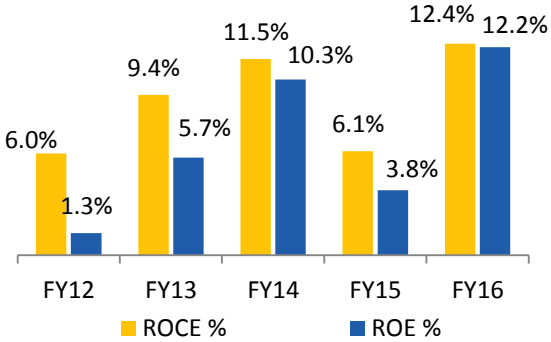

In Rs Cr

ROE: PAT/Avg. Equity, ROCE: EBIT/Avg. Capital Employed [(Capital Employed = Equity + Total Debt)

FOR FURTHER QUERIES:

THANK YOU

Nayana Borthakur
AVP - Brand & Corporate Communication
Contact No: +9122 4062 6900
Email: contact@inoxmovies.com

Nilesh Dalvi
IR Consultant
Contact No:+91 9819289131
Email ID: nilesh.dalvi@dickensonir.com