



**WESTLIFE FOODWORLD LTD.**

Regd. Off.: 1001, Tower-3, 10<sup>th</sup> Floor • One International Center  
Senapati Bapat Marg • Prabhadevi • Mumbai 400 013  
Tel : 022-4913 5000 Fax : 022-4913 5001  
CIN No. : L65990MH1982PLC028593  
Website: www.westlife.co.in | E-mail id : shatadru@mcdonaldsindia.com

3<sup>rd</sup> November, 2025

To  
BSE Ltd.  
Phiroze Jeejeebhoy Towers  
Dalal Street  
Mumbai 400 001

To  
National Stock Exchange of India Limited  
Exchange Plaza, Bandra Kurla Complex,  
Bandra (East), Mumbai – 400051

**Sub : Compliance with Regulation 33 (3) and 30 of the SEBI (LODR) Regulations, 2015; Submission of quarterly financial results for the quarter and half year ended 30<sup>th</sup> September, 2025**

**Re : Westlife Foodworld Limited ('the Company')  
Scrip Code – 505533 [BSE] and WESTLIFE [NSE]**

Dear Sirs,

In compliance with Regulation 33(3) and 30 of the Securities and Exchange Board of India (Listing Obligations and Disclosure Requirements) Regulations, 2015 read with Schedule III Part-A, please find enclosed herewith the following:

- i. Consolidated unaudited financial results of the Company for the quarter and half year ended 30<sup>th</sup> September, 2025 together with the limited review report by M/s S R B C & CO LLP, statutory auditors of the Company, as approved by the Board of Directors of the Company in its meeting held on 3<sup>rd</sup> November, 2025.
- ii. Standalone unaudited financial results of the Company for the quarter and half year ended 30<sup>th</sup> September, 2025 together with the limited review report by M/s S R B C & CO LLP, statutory auditors of the Company, as approved by the Board of Directors of the Company in its meeting held on 3<sup>rd</sup> November, 2025.

You are requested to take the same on record. The same would be available on the Company's website.

Please note that the meeting started at 12:30 p.m. and concluded at 2:30 p.m.

Thanking you,  
Yours faithfully,

For Westlife Foodworld Ltd.

**Dr. Shatadru Sengupta**  
Company Secretary

Encl : as above

**Independent Auditor's Review Report on the Quarterly and Year to Date Unaudited Consolidated Financial Results of the Company Pursuant to the Regulation 33 of the SEBI (Listing Obligations and Disclosure Requirements) Regulations, 2015, as amended****Review Report to  
The Board of Directors  
Westlife Foodworld Limited**

1. We have reviewed the accompanying Statement of Unaudited Consolidated Financial Results of Westlife Foodworld Limited (the "Holding Company") and its subsidiaries for the quarter ended September 30, 2025 and year to date from April 01, 2025 to September 30, 2025 (the "Statement") attached herewith, being submitted by the Holding Company pursuant to the requirements of Regulation 33 of the SEBI (Listing Obligations and Disclosure Requirements) Regulations, 2015, as amended (the "Listing Regulations").
2. The Holding Company's Management is responsible for the preparation of the Statement in accordance with the recognition and measurement principles laid down in Indian Accounting Standard 34, (Ind AS 34) "Interim Financial Reporting" prescribed under Section 133 of the Companies Act, 2013 as amended, read with relevant rules issued thereunder and other accounting principles generally accepted in India and in compliance with Regulation 33 of the Listing Regulations. The Statement has been approved by the Holding Company's Board of Directors. Our responsibility is to express a conclusion on the Statement based on our review.
3. We conducted our review of the Statement in accordance with the Standard on Review Engagements (SRE) 2410, "Review of Interim Financial Information Performed by the Independent Auditor of the Entity" issued by the Institute of Chartered Accountants of India. This standard requires that we plan and perform the review to obtain moderate assurance as to whether the Statement is free of material misstatement. A review of interim financial information consists of making inquiries, primarily of persons responsible for financial and accounting matters, and applying analytical and other review procedures. A review is substantially less in scope than an audit conducted in accordance with Standards on Auditing and consequently does not enable us to obtain assurance that we would become aware of all significant matters that might be identified in an audit. Accordingly, we do not express an audit opinion.

We also performed procedures in accordance with the Master Circular issued by the Securities and Exchange Board of India under Regulation 33(8) of the Listing Regulations, to the extent applicable.

4. The Statement includes the results of the following entities:

Sr. No.	Name of Entity	Relationship
1	Westlife Foodworld Limited (formerly known as "Westlife Development Limited")	Holding Company
2	Hardcastle Restaurants Private Limited	Wholly Owned Subsidiary
3	Westlife ESOS Trust	Subsidiary



# SRBC & COLLP

Chartered Accountants

Westlife Foodworld Limited  
Page 2 of 2

5. Based on our review conducted and procedures performed as stated in paragraph 3 above, nothing has come to our attention that causes us to believe that the accompanying Statement, prepared in accordance with recognition and measurement principles laid down in the aforesaid Indian Accounting Standards ('Ind AS') specified under Section 133 of the Companies Act, 2013, as amended, read with relevant rules issued thereunder and other accounting principles generally accepted in India, has not disclosed the information required to be disclosed in terms of the Listing Regulations, including the manner in which it is to be disclosed, or that it contains any material misstatement.

For SRBC & COLLP  
Chartered Accountants  
ICAI Firm registration number: 324982E/E300003



per Ravi Bansal  
Partner

Membership No.: 049365

UDIN: 25049365BMO8AW7835

Place: Mumbai

Date: November 3, 2025



**WESTLIFE FOODWORLD LIMITED**

Regd. Office : 1001, Tower - 3, 10th Floor, Indiabulls Finance Centre,  
Senapati Bapat Marg, Prabhadevi, Mumbai 400 013.

CIN No. : L65990MH1982PLC028593 Tel : 022-4913 5000 Fax : 022-4913 5001  
Website : www.westlife.co.in | E-mail id : shatadru@westlife.co.in


**Statement of Unaudited Consolidated Financial Results for the quarter and half year ended September 30, 2025**

(Rs. in Lakhs)

Particulars	3 months ended 30/09/2025	Preceding 3 months ended 30/06/2025	Corresponding 3 months ended 30/09/2024	Year to date figures for the period ended 30/09/2025	Year to date figures for the period ended 30/09/2024	Year ended 31/03/2025
	Unaudited	Unaudited	Unaudited	Unaudited	Unaudited	Audited
<b>1 Income</b>						
(a) Revenue from operations						
- Sale of products	63,748.30	65,325.26	61,535.74	1,29,073.56	1,22,900.62	2,47,413.20
- Net gain on fair value changes	28.60	33.06	27.28	61.66	50.66	103.46
- Other operating income	408.26	405.39	237.42	813.65	482.03	1,602.57
Total revenue from operations	<b>64,185.16</b>	<b>65,763.71</b>	<b>61,800.44</b>	<b>1,29,948.87</b>	<b>1,23,433.31</b>	<b>2,49,119.23</b>
(b) Other income	1,069.87	680.34	646.68	1,750.21	1,158.12	2,447.38
<b>Total income (a + b)</b>	<b>65,255.03</b>	<b>66,444.05</b>	<b>62,447.12</b>	<b>1,31,699.08</b>	<b>1,24,591.43</b>	<b>2,51,566.61</b>
<b>2 Expenses</b>						
(a) Cost of materials consumed	17,691.59	18,670.53	18,739.69	36,362.12	36,865.85	74,527.58
(b) Employee benefits expenses	10,265.63	9,370.36	9,075.52	19,635.99	17,701.47	35,983.91
(c) Finance costs	3,629.03	3,543.30	3,156.57	7,172.33	6,139.30	12,713.36
(d) Depreciation and amortisation expense	5,740.46	5,503.42	5,021.10	11,243.88	9,959.56	20,410.40
(e) Other expenses	29,513.61	29,190.42	26,383.77	58,704.03	53,403.10	1,06,626.82
<b>Total expenses</b>	<b>66,840.32</b>	<b>66,278.03</b>	<b>62,376.65</b>	<b>1,33,118.35</b>	<b>1,24,069.28</b>	<b>2,50,262.07</b>
<b>3 Profit/(Loss) before exceptional items and tax (1-2)</b>	<b>(1,585.29)</b>	<b>166.02</b>	<b>70.47</b>	<b>(1,419.27)</b>	<b>522.15</b>	<b>1,304.54</b>
<b>4 Exceptional items</b>						
a) Gain on redevelopment transaction (Refer Note 5)	5,816.68	-	-	5,816.68	-	-
b) Impairment of investment (Refer Note 6)	(536.07)	-	-	(536.07)	-	-
<b>5 Profit before tax (3+4)</b>	<b>3,695.32</b>	<b>166.02</b>	<b>70.47</b>	<b>3,861.34</b>	<b>522.15</b>	<b>1,304.54</b>
<b>6 Tax expense:</b>						
(a) Current tax	1,077.38	158.26	77.87	1,235.64	328.28	2,059.63
(b) Adjustment of tax relating to earlier periods (net)	-	-	-	-	-	(152.66)
(c) Deferred tax	(153.00)	(114.99)	(43.18)	(267.99)	(167.37)	(1,817.10)
<b>Total Tax expense (a+b+c)</b>	<b>924.38</b>	<b>43.27</b>	<b>34.69</b>	<b>967.65</b>	<b>160.91</b>	<b>89.87</b>
<b>7 Profit after tax (5-6)</b>	<b>2,770.94</b>	<b>122.75</b>	<b>35.78</b>	<b>2,893.69</b>	<b>361.24</b>	<b>1,214.67</b>
<b>8 Other comprehensive income / (loss)</b>						
(a) Items that will not be reclassified to Profit and Loss	4.22	(20.00)	(71.17)	(15.78)	(95.12)	(79.96)
(b) Income tax on items that will not be reclassified to Profit and Loss	(1.21)	5.23	17.92	4.02	23.94	20.24
<b>Other comprehensive income / (loss) (a+b)</b>	<b>3.01</b>	<b>(14.77)</b>	<b>(53.25)</b>	<b>(11.76)</b>	<b>(71.18)</b>	<b>(59.72)</b>
<b>Total comprehensive income / (loss) for the period/year (7 + 8)</b>	<b>2,773.95</b>	<b>107.98</b>	<b>(17.47)</b>	<b>2,881.93</b>	<b>290.06</b>	<b>1,154.95</b>
<b>9 Earnings per share (not annualised) - (Face value of Rs 2 each)</b>						
Basic (in Rs.)	1.78	0.08	0.02	1.86	0.23	0.78
Diluted (in Rs.)	1.78	0.08	0.02	1.86	0.23	0.78

**SIGNED FOR IDENTIFICATION  
BY**

**SRBC & CO LLP  
MUMBAI**



## Statement of Consolidated Assets and Liabilities


Particulars	(Rs. in Lakhs)	
	As at 30/09/2025	As at 31/03/2025
	Unaudited	Audited
<b>I. ASSETS</b>		
<b>1 Financial assets</b>		
(a) Cash and cash equivalents		
(b) Bank balance other than (a) above	1,427.39	5,866.88
(c) Receivables	0.52	27.53
(I) Trade receivables		
(d) Loans	1,448.44	1,898.03
(e) Investments	57.00	57.00
(f) Other financial assets	14,071.89	15,920.29
	9,050.26	7,055.70
<b>2 Non-financial assets</b>		
(a) Inventories		
(b) Current tax assets (Net)	7,097.61	8,076.23
(c) Deferred tax assets (Net)	1,799.53	304.97
(d) Property, plant and equipment	9,555.82	9,283.81
(e) Right of use assets	85,968.94	85,854.70
(f) Capital work-in-progress	1,14,545.50	1,10,777.74
(g) Goodwill	7,079.80	2,551.64
(h) Other intangible assets	4,659.70	4,659.70
(i) Other non-financial assets	3,617.01	3,816.18
<b>TOTAL ASSETS</b>	<b>5,418.47</b>	<b>4,640.00</b>
	<b>2,65,797.88</b>	<b>2,60,790.40</b>
<b>II. LIABILITIES AND EQUITY</b>		
<b>LIABILITIES</b>		
<b>1 Financial liabilities</b>		
(a) Payables		
(I) Trade payables		
(i) total outstanding dues of micro enterprises and small enterprises	2,015.82	944.44
(ii) total outstanding dues of creditors other than micro enterprises and small enterprises	21,313.20	22,303.06
(b) Borrowings (Other than Debt Securities)	28,363.49	30,810.24
(c) Lease liabilities	1,37,858.04	1,31,508.19
(d) Other financial liabilities	7,640.98	9,574.30
<b>2 Non-financial liabilities</b>		
(a) Provisions	2,592.55	1,471.12
(b) Other non-financial liabilities	3,711.54	3,829.91
<b>3 EQUITY</b>		
(a) Equity share capital	3,118.82	3,118.82
(b) Other equity	59,183.44	57,230.32
<b>TOTAL LIABILITIES AND EQUITY</b>	<b>2,65,797.88</b>	<b>2,60,790.40</b>

SIGNED FOR IDENTIFICATION  
BY  
SRBC & COLLP  
MUMBAI



## Consolidated Cash Flows Statement for the half year ended September 30, 2025

Particulars	(Rs. in Lakhs)	
	For the half year ended 30/09/2025	For the half year ended 30/09/2024
	Unaudited	Unaudited
<b>A. CASH FLOW FROM OPERATING ACTIVITIES</b>		
Profit before taxation (after exceptional item)	3,861.34	522.15
Adjustments for :		
Depreciation and amortisation expense	11,243.88	9,959.56
Loss on sale / write off of property, plant and equipment	696.39	381.32
Finance cost	7,172.33	6,139.30
Employee share based payment expenses	223.67	281.93
Interest income	(459.42)	(288.60)
Impairment of investment	536.07	-
Gain on redevelopment transaction (Refer Note 5)	(5,816.68)	-
Gain on lease modification / termination (net)	(222.54)	-
Gain on fair value changes (net)	(549.01)	(654.55)
Gain on sale of current investment (net)	(106.83)	(118.19)
Miscellaneous provisions written back	(648.90)	(119.57)
Operating profit before working capital changes	15,930.30	16,103.35
Movements in working capital		
(Increase) / Decrease in inventories	978.72	(2,480.03)
(Increase) / Decrease in trade receivables	449.59	(121.51)
(Increase) in other financial and non financial assets	(451.05)	(845.01)
Increase in trade payables	565.02	1,954.27
(Decrease) / Increase in provisions	(318.62)	104.42
(Decrease) / Increase in other financial and non financial liabilities	(866.62)	1,746.75
Cash generated from operations	16,287.34	16,462.24
Tax refund received / (taxes paid)	(1,305.94)	(1,351.49)
<b>NET CASH GENERATED FROM OPERATING ACTIVITIES (A)</b>	<b>14,981.40</b>	<b>15,110.75</b>
<b>B CASH FLOW FROM INVESTING ACTIVITIES</b>		
Purchase of property, plant and equipment, intangible assets and capital work-in-progress	(9,499.47)	(10,720.35)
Proceeds from redevelopment transaction (Refer Note 5)	2,000.00	-
Proceeds from sale of property, plant and equipment	-	26.24
Proceeds / (Investment) from bank deposit	(2,403.01)	-
Interest received	472.42	302.00
Purchase of investments	(6,431.08)	(4,803.57)
Proceeds from sale of investments	8,373.25	4,519.59
(Purchase) / Redemption of Treasury Shares by Trust	14.40	69.00
<b>NET CASH USED IN INVESTING ACTIVITIES (B)</b>	<b>(7,473.49)</b>	<b>(10,607.09)</b>
<b>C CASH FLOW FROM FINANCING ACTIVITIES</b>		
(Repayment) / Proceeds of short-term borrowings (net)	(2,446.75)	3,103.91
Repayment of lease liabilities (including interest on lease liabilities)	(7,063.32)	(6,145.65)
Interest paid	(1,267.83)	(1,069.54)
Dividend Paid	(1,169.50)	-
<b>NET CASH USED IN FINANCING ACTIVITIES (C)</b>	<b>(11,947.40)</b>	<b>(4,111.28)</b>
<b>NET INCREASE IN CASH AND CASH EQUIVALENTS (A+B+C)</b>	<b>(4,439.49)</b>	<b>392.38</b>
Cash and cash equivalents at the beginning of the year	5,866.88	1,411.45
Cash and cash equivalents at the end of the year	1,427.39	1,803.83
<b>NET INCREASE IN CASH AND CASH EQUIVALENTS</b>	<b>(4,439.49)</b>	<b>392.38</b>
<b>Components of Cash and cash equivalents</b>		
Cash and bank balances	1,427.91	1,830.61
Less : Not considered as cash and cash equivalents		
Bank deposits due to mature before twelve months from the reporting date and having original maturity of more than 3 months	0.52	26.78
<b>Total cash and cash equivalents</b>	<b>1,427.39</b>	<b>1,803.83</b>

SIGNED FOR IDENTIFICATION  
BYSRBC & CO LLP  
MUMBAI


A

**Notes to Consolidated Financial Results:-**

-4-

- 1 The above Consolidated results have been reviewed and recommended by the Audit Committee and approved by the Board of Directors at its meeting held on November 03, 2025.
- 2 These Consolidated Financial Results have been prepared in accordance with the Indian Accounting Standards (Ind AS) prescribed under Section 133 of the Companies Act, 2013 read with Rule 3 of the Companies (Indian Accounting Standards) Rules as amended from time to time and other relevant provision of the Act.
- 3 This statement is as per Regulation 33 of the SEBI (Listing Obligations and Disclosure Requirements) Regulations, 2015.
- 4 The Group focuses on establishing and operating McDonald's restaurants across West and South India, through its wholly owned subsidiary Hardcastle Restaurants Private Limited (HRPL) and the management considers that these restaurants constitute a single business segment and hence disclosure of segment wise information is not required under Ind AS-108 - "Operating Segments". The Company has only one geographical segment as it caters to the needs of the domestic market only.
- 5 During the quarter ended September 30, 2025, the Company has completed a redevelopment transaction involving one of its ownership store properties located in Mumbai. As part of this transaction, the Company transferred its rights in the existing store property in exchange of alternate store property and some monetary consideration, resulting in net aggregate gain of Rs. 5,816.68 lakh.
- 6 The results include an exceptional item of ₹ 536.07 lakh towards impairment of investment done by its wholly owned subsidiary HRPL.

Mumbai  
November 03, 2025



For and on behalf of the Board

*[Signature]*  
Amit Jatia  
Chairman  
DIN: 00016871

**Independent Auditor's Review Report on the Quarterly and Year to Date Unaudited Standalone Financial Results of the Company Pursuant to the Regulation 33 of the SEBI (Listing Obligations and Disclosure Requirements) Regulations, 2015, as amended**

**Review Report to  
The Board of Directors  
Westlife Foodworld Limited**

1. We have reviewed the accompanying statement of unaudited standalone financial results of Westlife Foodworld Limited (the "Company") for the quarter ended September 30, 2025 and year to date from April 01, 2025 to September 30, 2025 (the "Statement") attached herewith, being submitted by the Company pursuant to the requirements of Regulation 33 of the SEBI (Listing Obligations and Disclosure Requirements) Regulations, 2015, as amended (the "Listing Regulations").
2. The Company's Management is responsible for the preparation of the Statement in accordance with the recognition and measurement principles laid down in Indian Accounting Standard 34, (Ind AS 34) "Interim Financial Reporting" prescribed under Section 133 of the Companies Act, 2013 as amended, read with relevant rules issued thereunder and other accounting principles generally accepted in India and in compliance with Regulation 33 of the Listing Regulations. The Statement has been approved by the Company's Board of Directors. Our responsibility is to express a conclusion on the Statement based on our review.
3. We conducted our review of the Statement in accordance with the Standard on Review Engagements (SRE) 2410, "Review of Interim Financial Information Performed by the Independent Auditor of the Entity" issued by the Institute of Chartered Accountants of India. This standard requires that we plan and perform the review to obtain moderate assurance as to whether the Statement is free of material misstatement. A review of interim financial information consists of making inquiries, primarily of persons responsible for financial and accounting matters, and applying analytical and other review procedures. A review is substantially less in scope than an audit conducted in accordance with Standards on Auditing and consequently does not enable us to obtain assurance that we would become aware of all significant matters that might be identified in an audit. Accordingly, we do not express an audit opinion.
4. Based on our review conducted as above, nothing has come to our attention that causes us to believe that the accompanying Statement, prepared in accordance with the recognition and measurement principles laid down in the aforesaid Indian Accounting Standards ('Ind AS') specified under Section 133 of the Companies Act, 2013 as amended, read with relevant rules issued thereunder and other accounting principles generally accepted in India, has not disclosed the information required to be disclosed in terms of the Listing Regulations, including the manner in which it is to be disclosed, or that it contains any material misstatement.

**For S R B C & CO LLP**  
Chartered Accountants  
ICAI Firm registration number: 324982E/E300003



**per Ravi Bansal**  
Partner

Membership No.: 049365

UDIN: 250493658M08AV9629


Place: Mumbai

Date: November 03, 2025



Statement of Unaudited Standalone Financial Results for the quarter and half year ended September 30, 2025 (Rs. in Lakhs)

Particulars	3 months ended	Preceding 3 months ended	Corresponding 3 months ended	Year to date figures for the period ended	Year to date figures for the period ended	Year ended
	30/09/2025	30/06/2025	30/09/2024	30/09/2025	30/09/2024	31/03/2025
	Unaudited	Unaudited	Unaudited	Unaudited	Unaudited	Audited
<b>1 Income</b>						
(a) Revenue from operations	-	1,441.79	-	1,441.79	-	-
- Dividend income	-	33.06	27.28	61.66	-	-
- Net gain on fair value changes	-	-	-	-	-	-
Total revenue from operations	28.60	1,474.85	27.28	1,503.45	50.66	103.46
(b) Other income	1.28	1.67	3.40	2.95	8.08	20.48
<b>Total income (a + b)</b>	<b>29.88</b>	<b>1,476.52</b>	<b>30.68</b>	<b>1,506.40</b>	<b>58.74</b>	<b>123.94</b>
<b>2 Expenses</b>						
(a) Other expenses						
- Legal and professional fees	24.32	6.18	21.53	30.50	32.66	62.98
- Director's sitting fees	12.10	11.80	18.88	23.90	34.81	69.03
- Listing and membership fees	3.16	3.46	3.66	6.62	7.25	13.80
- Others	3.55	2.76	7.36	6.31	12.21	15.79
<b>Total expenses</b>	<b>43.13</b>	<b>24.20</b>	<b>51.43</b>	<b>67.33</b>	<b>86.93</b>	<b>161.60</b>
<b>3 Profit/(Loss) before tax (1-2)</b>	<b>(13.25)</b>	<b>1,452.32</b>	<b>(20.75)</b>	<b>1,439.07</b>	<b>(28.19)</b>	<b>(37.66)</b>
<b>4 Tax expense:</b>						
(a) Current tax	-	-	-	-	-	-
(b) Adjustment of tax relating to earlier periods (net)	-	-	-	-	-	(126.56)
(c) Deferred tax	-	-	-	-	-	-
<b>5 Profit/(Loss) after tax (3-4)</b>	<b>(13.25)</b>	<b>1,452.32</b>	<b>(20.75)</b>	<b>1,439.07</b>	<b>(28.19)</b>	<b>88.90</b>
<b>6 Other comprehensive income / (loss)</b>						
(a) Items that will not be reclassified to profit or loss	-	-	-	-	-	-
(b) Income tax relating to items that will not be reclassified to profit or loss	-	-	-	-	-	-
<b>Other comprehensive income / (loss)</b>	<b>-</b>	<b>-</b>	<b>-</b>	<b>-</b>	<b>-</b>	<b>-</b>
<b>7 Total comprehensive income / (loss) for the period / year (5+6)</b>	<b>(13.25)</b>	<b>1,452.32</b>	<b>(20.75)</b>	<b>1,439.07</b>	<b>(28.19)</b>	<b>88.90</b>
<b>8 Earnings per share (not annualised) - (Face value of Rs 2 each)</b>						
Basic (in Rs.)	(0.01)	0.93	(0.01)	0.92	(0.02)	0.06
Diluted (in Rs.)	(0.01)	0.93	(0.01)	0.92	(0.02)	0.06

**SIGNED FOR IDENTIFICATION**  
 BY  
  
**S R B C & CO LLP**  
**MUMBAI**



## Statement of Standalone Assets and Liabilities

(Rs.in lakhs)

Particulars	As at 30/09/2025	As at 31/03/2025
	Unaudited	Audited
<b>I. ASSETS</b>		
<b>1 Financial assets</b>		
(a) Cash and cash equivalents		
(b) Receivables	13.31	7.24
(i) Other receivables		
(c) Loans	0.34	-
(d) Investments	576.75	641.75
(f) Other financial assets	49,913.80	49,675.65
	299.00	-
<b>2 Non-financial assets</b>		
(a) Current tax assets (net)		
(b) Other non-financial assets	145.73	144.93
<b>TOTAL ASSETS</b>	9.09	0.97
	<b>50,958.02</b>	<b>50,470.54</b>
<b>II. LIABILITIES AND EQUITY</b>		
<b>LIABILITIES</b>		
<b>1 Financial liabilities</b>		
(a) Payables		
(i) Trade payables		
(i) total outstanding dues of micro enterprises and small enterprises	0.89	0.30
(ii) total outstanding dues of creditors other than micro enterprises and small enterprises	8.28	14.56
(b) Other financial liabilities	0.32	0.32
<b>2 Non-financial liabilities</b>		
(a) Other non-financial liabilities	1.10	1.28
<b>3 Equity</b>		
(a) Equity share capital	3,118.82	3,118.82
(b) Other equity	47,828.61	47,335.26
	50,947.43	50,454.08
<b>TOTAL LIABILITIES AND EQUITY</b>		
	<b>50,958.02</b>	<b>50,470.54</b>

SIGNED FOR IDENTIFICATION  
BY  
SRBC & CO LLP  
MUMBAI




## Standalone Cash Flow Statement for the year ended September 30, 2025 (Rs. in Lakhs)

Particulars	For the half year ended 30/09/2025	For the half year ended 30/09/2024
	Unaudited	Unaudited
<b>A. CASH FLOW FROM OPERATING ACTIVITIES</b>		
Profit/(Loss) before taxes		
Adjustments for:		
Net gain on fair value changes	1,439.07	(28.19)
Interest income	(61.66)	(50.66)
	(2.95)	(8.08)
<b>Operating Profit/(Loss) before working capital changes</b>	<b>1,374.46</b>	<b>(86.93)</b>
Adjustments for:		
Decrease in other receivables	-	0.93
(Increase) Non-financial assets	(8.12)	(6.69)
(Decrease) in Trade payable & financial liabilities	(5.69)	(61.47)
(Decrease) / Increase in other non-financial liabilities	(0.18)	0.85
<b>Cash generated from / (used in) operations</b>	<b>1,360.47</b>	<b>(153.31)</b>
Taxes paid	(0.80)	(0.81)
<b>Net cash generated from / (used in) operations</b>	<b>(A) 1,359.67</b>	<b>(154.12)</b>
<b>B CASH FLOW FROM INVESTING ACTIVITIES</b>		
Interest received		
Loan recovered from related party (net)	2.94	19.35
Proceeds from sale of investments (net)	65.00	133.33
Investment in bank deposits	46.98	-
	(299.00)	-
<b>Net cash generated from / (used in) investing activities</b>	<b>(B) (184.08)</b>	<b>152.68</b>
<b>C CASH FLOW FROM FINANCING ACTIVITIES</b>		
Dividend Paid		
	(1,169.52)	-
<b>Net cash used in financing activities</b>	<b>(C) (1,169.52)</b>	<b>-</b>
<b>Net Increase / (Decrease) in cash and cash equivalents</b>	<b>(A+B+C) 6.07</b>	<b>(1.44)</b>
Cash and cash equivalents at the beginning of the year	7.24	12.38
Cash and cash equivalents at the end of the year	13.31	10.94
<b>NET INCREASE / (DECREASE) IN CASH AND CASH EQUIVALENTS</b>	<b>6.07</b>	<b>(1.44)</b>
<b>Components of cash and cash equivalents</b>		
Cash on hand		
Balances with banks in current accounts	0.42	0.42
<b>Total cash and cash equivalents</b>	<b>13.31</b>	<b>10.94</b>

## Notes to Standalone Financial Results:-

- 1) The above Standalone results have been reviewed and recommended by the Audit Committee and approved by the Board of Directors at its meeting held on November 03, 2025.
- 2) These Standalone Financial Results have been prepared in accordance with the Indian Accounting Standards (Ind AS) prescribed under Section 133 of the Companies Act, 2013 read with Rule 3 of the Companies (Indian Accounting Standards) Rules as amended from time to time and other relevant provision of the Act.
- 3) This statement is as per Regulation 33 of the SEBI (Listing Obligations and Disclosure Requirements) Regulations, 2015.

SIGNED FOR IDENTIFICATION  
BY  
SRBC & CO LLP  
MUMBAI



For and on behalf of the Board

Amit Jatia  
Chairman  
DIN: 00016871

Mumbai  
November 03, 2025