

RIL/SECTL/2026/  
26-05-2026

The Stock Exchange Mumbai  
Corporate Relationship Dept.,  
Phirozee Jeejeebhoy Towers,  
25<sup>th</sup> Floor, Dalal Street,  
Mumbai – 400 001

National Stock Exchange of India Ltd  
Exchange Plaza, C-1,  
Block G, Bandra Kurla Complex,  
Bandra (E),  
Mumbai – 400 051

**Scrip Code: 500367**

**Symbol: RUBFILA**

Dear Sir,

**Sub :- Compliance of Regulation 33 of SEBI (Listing Obligations and Disclosure Requirements) Regulation, 2015 – Reg.**

Pursuant to Regulation 33 of SEBI (Listing Obligations and Disclosure Requirements) Regulation, 2015 and other applicable provisions, please find attached herewith the following approved by the Board in their meeting held today; i.e.26-05-2026. The meeting commenced at 12.00 p.m. and concluded at 5.20p.m.

**A. Financial Statements:**

- i) Audited Financial Results (Standalone / Consolidated) for the quarter ended 31<sup>st</sup> March, 2026.
- ii) Audit Report by the Statutory Auditors on the Financial Results (Standalone / Consolidated) for the Quarter ended 31<sup>st</sup> March, 2026.

**B. Dividend:**

In compliance with the applicable provisions of the Listing Regulations, the Board of Directors of the Company have recommended dividend of INR 2.00/- (Rupees Two only) per Equity Share of INR 5/- each for the financial year ended March 31, 2026 subject to the approval of the Shareholders in the Annual General Meeting of the Company.

This is for your kind information and records.

Thanking You,

Yours faithfully,  
For RUBFILA INTERNATIONAL LTD



**G. KRISHNA KUMAR**  
Managing Director



RUBFILA INTERNATIONAL LTD  
 CIN: L25199KL1993PLC007018  
 Regd. Office : New Industrial Development Area,  
 Menonpara Road, Kanjikode,  
 Palakkad, Kerala

STANDALONE AUDITED FINANCIAL RESULTS FOR QUARTER AND YEAR ENDED 31ST MARCH 2026

in ₹ lakhs

No.	Particulars	STANDALONE				
		QUARTER ENDED			YEAR ENDED	
		Mar 31, 2026	Dec 31, 2025	Mar 31, 2025	Mar 31, 2026	Mar 31, 2025
		(Audited)	(UnAudited)	(Audited)	(Audited)	(Audited)
I	Revenue from Operations	13,851.15	12,161.10	12,590.03	51,171.86	46,840.78
II	Other Income	187.76	136.99	107.69	679.07	482.58
III	<b>Total Income (I + II)</b>	<b>14,038.91</b>	<b>12,298.09</b>	<b>12,697.72</b>	<b>51,850.93</b>	<b>47,323.36</b>
IV	<b>Expenses</b>					
	Cost of Materials Consumed	10,783.68	9,176.79	9,479.16	39,782.67	35,896.55
	Purchase of Stock in Trade	-	-	-	-	-
	Changes in inventories of Finished Goods Work-in- Progress and Stock in Trade	-173.51	245.20	20.72	-427.03	-67.75
	Employee Benefits Expense	644.42	645.24	638.83	2,600.27	2,394.73
	Finance Costs	0.48	-	0.08	3.45	0.72
	Depreciation and Amortization Expense	229.99	228.90	225.06	896.30	895.03
	Other Expenses	1,401.06	1,338.56	1,273.62	5,442.26	4,858.09
	<b>Total Expenses</b>	<b>12,886.12</b>	<b>11,634.69</b>	<b>11,637.47</b>	<b>48,297.92</b>	<b>43,977.37</b>
V	<b>Profit before Exceptional Items &amp; Tax (III-IV)</b>	<b>1,152.79</b>	<b>663.40</b>	<b>1,060.25</b>	<b>3,553.01</b>	<b>3,345.99</b>
VI	Exceptional Items	-	-	-	-	-
VII	<b>Profit before Tax (V-VI)</b>	<b>1,152.79</b>	<b>663.40</b>	<b>1,060.25</b>	<b>3,553.01</b>	<b>3,345.99</b>
VIII	<b>Tax Expense</b>					
	1 Current Tax	313.82	144.62	234.03	849.91	757.13
	2 Deferred Tax	14.34	25.40	57.71	72.97	124.34
	<b>Total Tax Expense</b>	<b>328.16</b>	<b>170.02</b>	<b>291.74</b>	<b>922.88</b>	<b>881.47</b>
IX	<b>Profit for the period (VII-VIII)</b>	<b>824.63</b>	<b>493.38</b>	<b>768.51</b>	<b>2,630.13</b>	<b>2,464.52</b>
X	<b>Other Comprehensive Income</b>					
	i Items that will not be reclassified to profit or loss	115.54	-	66.33	115.54	66.33
	Income tax relating to items that will not be reclassified to	-29.08	-	-16.69	-29.08	-16.69
	ii Profit and Loss	86.46	-	49.64	86.46	49.64
XI	<b>Total Comprehensive Income (IX+X)</b>	<b>911.09</b>	<b>493.38</b>	<b>818.15</b>	<b>2,716.59</b>	<b>2,514.16</b>
XII	Paid-Up Equity Share Capital (Face Value of Rs.5/-)	2713.38	2713.38	2713.38	2,713.38	2,713.38
XIII	Other Equity	26,356.97	25,445.89	24,725.74	26,356.97	24,725.74
XIV	<b>Earning per Equity Share in Rs. Ps.</b>					
	a Basic in Rs. Ps.	1.68	0.91	1.51	5.01	4.63
	b Diluted in Rs. Ps.	1.68	0.91	1.51	5.01	4.63
XV	<b>Net Worth</b>	<b>29,070.35</b>	<b>28,159.27</b>	<b>27,439.12</b>	<b>29,070.35</b>	<b>27,439.12</b>



**RUBFILA INTERNATIONAL LIMITED**  
**STANDALONE STATEMENT OF ASSETS & LIABILITIES (Audited)**

₹ in Lakhs

Particulars	Note	STANDALONE	
		As at 31 March 2026	As at 31 March 2025
<b>Assets</b>			
<b>1. Non-current assets</b>			
Property, plant and equipment	2	14,139.86	13,783.12
Capital work-in-progress	3	125.93	465.45
Other intangible asset	4	7.32	4.11
Financial assets		-	-
Investments	5	3,200.14	3,200.14
Other financial assets	6	303.55	312.88
Other non-current asset	7	53.68	94.20
		<b>17,830.48</b>	<b>17,859.90</b>
<b>2. Current assets</b>			
Inventories	8	3,310.63	2,735.34
Financial assets		-	-
Trade receivables	9	7,022.04	5,962.27
Cash and cash equivalents	10	649.24	3,338.04
Bank balance other than cash and cash equivalents	11	2,339.81	18.04
Loans	12	2,575.00	2,575.00
Other financial assets	6.2	187.70	23.28
Current tax Asset (Net)	15	-	-
Other current assets	7.2	475.28	70.20
		<b>16,559.70</b>	<b>14,722.17</b>
<b>Total Assets</b>		<b>34,390.18</b>	<b>32,582.07</b>
<b>Equity &amp; Liabilities</b>			
<b>1. Equity</b>			
Equity Share capital	14	2,713.38	2,713.38
Other equity (Reserves & Surplus)	15	26,356.97	24,725.74
		<b>29,070.35</b>	<b>27,439.12</b>
<b>2. Liabilities</b>			
<b>Non-current liabilities</b>			
Provisions (non Current)	16	1,472.70	1,381.90
Deferred tax liabilities (Net)	29.1	1,084.51	982.47
Other non-current liabilities	17	6.50	5.10
		<b>2,563.71</b>	<b>2,369.47</b>
<b>Current liabilities</b>			
Financial liabilities			
Trade Payables outstanding dues of:			
Micro enterprises and small enterprises	18	910.07	991.27
Creditors other than micro enterprises and small enterprises		1,404.48	1,053.67
Other financial liabilities	19	253.87	301.19
Current tax liabilities (Net)	20	69.17	9.06
Other current liabilities	17.2	64.60	310.13
Provisions	16.4	53.93	108.16
		<b>2,756.12</b>	<b>2,773.48</b>
<b>Total Liabilities</b>		<b>34,390.18</b>	<b>32,582.07</b>



Statement of Audited Standalone Cash Flow Statement for the year ended 31 Mar 2026

₹ in Lakhs

Particulars	Year ended 31 March 2026	Year ended 31 March 2025
<b>I Cash flow from operating activities</b>		
Profit before tax	3,553.01	3,345.99
Adjustments to reconcile profit before tax to net cash flows		
Depreciation and amortisation expenses	896.30	895.03
Finance costs	3.45	0.72
Allowance for doubtful debts and advances	16.65	2.58
Gain on disposal of property , plant and equipment	-3.67	-
Fair value adjustment of a contingent consideration	-	-
Interest income	-384.94	-328.45
<b>Operating profit before working capital changes</b>	<b>4,080.80</b>	<b>3,915.87</b>
Adjustments for :		
(Increase)/decrease in inventories	-575.29	-380.37
(Increase)/decrease in trade receivables	-1,076.92	-1026.99
(Increase)/decrease in loans, advance and other assets	9.33	7.41
(Increase)/decrease in other bank balances	-2,321.77	-6.91
(Increase)/decrease in other assets	-518.19	120.73
Increase/ (decrease) in Trade, other payables and provisions	130.25	341.16
<b>Cash flows from operating activities</b>	<b>-271.79</b>	<b>2,970.90</b>
Direct taxes paid (Net of refunds)	-789.80	-684.77
<b>Net cash flow generated from operating activities (A)</b>	<b>-1,061.59</b>	<b>2,286.13</b>
<b>II Cash flow from investing activities</b>		
Purchase of property, plant and equipment	-1,000.65	-642.82
Proceeds from sale of property, plant and equipment	77.30	-
Acquisition of a subsidiary, net of cash acquired	-	-
Interest received	384.94	328.45
<b>Net cash flow used in investing activities (B)</b>	<b>-538.42</b>	<b>-314.37</b>
<b>III Cash flow from financing activities</b>		
Dividend paid to Equity holders	-1,085.35	-651.21
Finance Cost	-3.45	-0.72
<b>Net cash flow used in financing activities (C)</b>	<b>-1,088.80</b>	<b>-651.93</b>
<b>Net increase in cash and cash equivalents (A+B+C)</b>	<b>-2,688.81</b>	<b>1,319.83</b>
Cash and cash equivalents at the beginning of the year	3,338.04	2,018.21
<b>Cash and cash equivalents at the end of the year</b>	<b>649.24</b>	<b>3,338.04</b>



**Standalone**

**Additional disclosures as per Regulation 52(4) of Securities Exchange Board of India (listing Obligations and Disclosure requirements) Regulations 2015**

Particulars	Quarter ended on 31 st March 2026	Quarter ended on 31 st December 2025	Quarter ended on 31 st March 2025	Year ended on 31 March 2026	Year ended on 31 March 2025
Current ratio					
Current assets / Current liabilities	6.01	6.68	5.31	6.01	5.31
Inventory turnover ratio-annualised					
Cost of Goods Sold** / Average inventory	13.49	12.49	14.10	13.02	14.08
Trade Receivable turnover ratio- Annualised					
Revenue from operations / Average trade receivable	8.50	7.88	8.54	7.88	8.59
Trade Payables Turnover					
Cost of Material Consumed** / Average trade payables	21.91	20.99	20.74	18.25	19.12
Net Capital Turnover					
Revenue from operations / Working capital\$	4.01	3.79	4.21	3.71	3.92
Operating Margin					
EBITDA- Other Income / Revenue from operations	8.63%	6.21%	9.35%	7.37%	8.03%
Net Profit/(Loss) Margin					
Net Profit after tax / Revenue from operations	5.95%	4.06%	6.10%	5.14%	5.26%
Net worth in ₹ Lakhs	29070.35	28159.27	27439.12	29070.35	27439.12
Net Profit after tax	824.63	493.38	768.51	2,630.13	2,464.52
Basic earnings per share	1.68	0.91	1.51	5.01	4.63
Diluted earnings per share	1.68	0.91	1.51	5.01	4.63

\*Debt-Equity ratio and Debt service coverage ratio is not relevant for the company being a zero debt one.





RUBFILA INTERNATIONAL LTD  
 CIN: L25199KL1993PLC007018  
 Regd. Office : New Industrial Development Area,  
 Menonpara Road, Kanjikode,  
 Palakkad, Kerala

CONSOLIDATED AUDITED FINANCIAL RESULTS FOR QUARTER AND YEAR ENDED 31st MAR,2026

in ₹ lakhs

No.	Particulars	Consolidated				
		QUARTER ENDED			YEAR ENDED	
		31.03.2026	31.12.2025	31.03.2025	31.03.2026	31.03.2025
		(Audited)	(Unaudited)	(Unaudited)	(Audited)	(Audited)
I	Revenue from Operations	16,059.83	14,673.44	14,746.83	60,249.96	55,041.28
II	Other Income	207.33	167.09	148.55	790.44	613.12
III	<b>Total Income (I + II)</b>	<b>16,267.16</b>	<b>14,840.53</b>	<b>14,895.38</b>	<b>61,040.40</b>	<b>55,654.40</b>
IV	<b>Expenses</b>					
	Cost of Materials Consumed	12,172.33	10,431.79	10,507.49	44,712.56	40,264.44
	Purchase of Stock in Trade	137.53	141.18	125.79	492.72	399.59
	Changes in inventories of Finished Goods Work-in- Progress and Stock in Trade	(349.69)	254.94	100.65	(687.09)	(251.94)
	Employee Benefits Expense	1,108.01	1,100.05	1,060.05	4,394.48	3,929.12
	Finance Costs	4.29	2.66	2.96	15.25	12.33
	Depreciation and Amortization Expense	283.09	281.65	275.38	1,105.71	1,096.57
	Other Expenses	1,888.17	1,882.20	1,694.05	7,293.65	6,227.81
	<b>Total Expenses</b>	<b>15,243.73</b>	<b>14,094.47</b>	<b>13,766.37</b>	<b>57,327.28</b>	<b>51,677.92</b>
V	<b>Profit before exceptional items (III-IV)</b>	<b>1,023.43</b>	<b>746.06</b>	<b>1,129.01</b>	<b>3,713.12</b>	<b>3,976.48</b>
VI	Exceptional Items	-	-	-	-	-
VII	<b>Profit before Tax (VI-VII)</b>	<b>1,023.43</b>	<b>746.06</b>	<b>1,129.01</b>	<b>3,713.12</b>	<b>3,976.48</b>
VIII	<b>Tax Expense</b>					
	1 Current Tax	307.53	161.94	250.61	927.43	920.03
	2 Deferred Tax	74.06	33.80	47.49	124.50	112.60
	<b>Total Tax Expense</b>	<b>381.59</b>	<b>195.74</b>	<b>298.10</b>	<b>1,051.93</b>	<b>1,032.63</b>
IX	<b>Profit for the period (VII- VIII)</b>	<b>641.84</b>	<b>550.32</b>	<b>830.91</b>	<b>2,661.19</b>	<b>2,943.85</b>
X	<b>Other Comprehensive Income</b>					
	i Items that will not be reclassified to profit or loss	93.36	-	62.31	93.36	62.31
	ii Income tax relating to items that will not be reclassified to	(23.65)	-	(15.71)	(23.65)	(15.71)
		<b>69.71</b>	<b>-</b>	<b>46.60</b>	<b>69.71</b>	<b>46.60</b>
XI	<b>Total Comprehensive Income for the period (IX+X)</b>	<b>711.55</b>	<b>550.32</b>	<b>877.51</b>	<b>2,730.90</b>	<b>2,990.45</b>
XII	Paid-Up Equity Share Capital (Face Value of Rs.5/-)	2,713.38	2,713.38	2,713.38	2,713.38	2,713.38
XIII	Other Equity	28,334.12	27,622.57	26,688.57	28,334.12	26,688.57
XIV	<b>Earning per Equity Share in Rs. Ps.</b>					
	a Basic in Rs. Ps.	<b>1.31</b>	<b>1.01</b>	<b>1.62</b>	<b>5.03</b>	<b>5.51</b>
	b Diluted in Rs. Ps.	<b>1.31</b>	<b>1.01</b>	<b>1.62</b>	<b>5.03</b>	<b>5.51</b>
XV	Net Worth	<b>31,047.50</b>	<b>30,335.95</b>	<b>29,401.95</b>	<b>31,047.50</b>	<b>29,401.95</b>



Consolidated Statement of Assets & Liabilities (Audited)		
All amounts are in Rupees Lakhs unless otherwise stated		
Particulars	Consolidated	
	As at 31 March, 2026 (Audited)	As at 31 March, 2025 (Audited)
<b>ASSETS</b>		
<b>1. Non-current assets</b>		
Property, plant and equipment	16,578.39	16,316.25
Capital work-in-progress	580.75	466.35
Other Intangible Asset	42.84	4.67
Right of use of Assets	361.08	100.86
Goodwill	32.76	32.76
Financial assets		
Investments	-	-
Other financial assets	550.78	387.65
Other non -Current Asset	53.68	94.20
	<b>18,200.28</b>	<b>17,402.74</b>
<b>2. Current assets</b>		
Inventories	4,695.61	3,853.01
Financial assets		
Trade Receivables	7,892.94	6,668.16
Cash and cash equivalents	965.50	3,672.04
Bank balance other than Cash and cash equivalents	2,339.81	950.93
Loans, Current	3,075.00	3,075.00
Other financial assets	198.64	31.57
Current Tax Asset (Net)	-	1.97
Other current assets	579.75	189.29
	<b>19,747.25</b>	<b>18,441.97</b>
<b>TOTAL</b>	<b>37,947.53</b>	<b>35,844.71</b>
<b>EQUITY AND LIABILITIES</b>		
<b>1. Equity</b>		
Equity attributable to owners of Parent		
Equity Share capital	2,713.38	2,713.38
Other equity (Reserves & Surplus)	28,334.12	26,688.57
	<b>31,047.50</b>	<b>29,401.95</b>
<b>2. Liabilities</b>		
<b>Non-current liabilities</b>		
<b>Financial liabilities</b>		
Lease Liabilities	92.21	102.52
Other financial Liabilities	40.00	40.60
Provisions ( non Current)	1,485.63	1,395.45
Deferred tax liabilities (Net)	1,496.15	1,342.58
Other non -Current Liabilities	6.50	5.10
	<b>3,120.49</b>	<b>2,886.25</b>
<b>Current liabilities</b>		
<b>Financial liabilities</b>		
Trade Payable due to :		
Micro and small enterprises	1,219.30	1,191.14
Other than micro and small enterprises	1,913.33	1,392.47
Lease Liabilities	9.11	7.91
Other Financial liabilities	421.61	451.94
Current Tax Liabilities (Net)	40.14	-
Other Current liabilities	120.64	403.27
Provisions	55.41	109.78
	<b>3,779.54</b>	<b>3,556.51</b>
<b>TOTAL</b>	<b>37,947.53</b>	<b>35,844.71</b>



Consolidated Statement of Cash Flows for the Period ended 31.03.2026

₹ in Lakhs

Particulars	Year ended 31 March 2026	Year ended 31 March 2025
<b>I Cash flow from operating activities</b>		
Profit before tax	3,713.12	3,976.48
Adjustments to reconcile profit before tax to net cash flows		
Depreciation and amortisation expenses	1,090.03	1,081.98
Finance costs	15.25	12.33
Gain on disposal of property , plant and equipment	(3.67)	(11.78)
Unclaimed credit balances written back	(0.17)	(8.81)
Allownace of expected credit Loss	61.50	10.44
Interest income	(486.58)	(437.48)
	<b>676.36</b>	<b>646.68</b>
Operating profit / (loss) before working capital changes	4,389.48	4,623.16
Adjustments for :		
(Increase)/decrease in inventories	(842.45)	(599.13)
(Increase)/decrease in trade receivables	(1,235.27)	(1,179.80)
(Increase)/decrease in loans, advance and other assets	(48.37)	154.38
(Increase)/decrease in other bank balances	(2,321.77)	(6.91)
(Increase)/decrease in other assets	(518.19)	120.73
Increase / (decrease) in Trade, other payables and provisions	314.53	455.41
<b>Cash generated from operations</b>	<b>(262.04)</b>	<b>3,567.84</b>
Income tax paid ( Net of refunds)	(982.71)	(1,028.24)
<b>Cash flow from operating activities (A)</b>	<b>(1,244.75)</b>	<b>2,539.60</b>
<b>II Cash flow from investing activities</b>		
Purchase of property, plant and equipment	(1,572.97)	(717.02)
Proceeds from sale of property, plant and equipment	77.30	35.00
(Increase)/decrease in other bank balances	932.89	-495.39
Interest received	486.58	437.48
<b>Cash flow used in investing activities (B)</b>	<b>(76.20)</b>	<b>(739.93)</b>
<b>III Cash flow from financing activities</b>		
Dividend paid to Equity holders	(1,085.35)	(651.21)
Finance Cost	(15.25)	(12.32)
Payment of lease liabilities	(285.01)	(7.90)
<b>Net cash flow used in financing activities (C)</b>	<b>(1,385.61)</b>	<b>(671.43)</b>
<b>Net increase / (decrease) in Cash and cash equivalents (A+B+C)</b>	<b>(2,706.56)</b>	<b>1,128.24</b>
Cash and cash equivalents at the beginning of the year	3,672.06	2,543.80
<b>Cash and cash equivalents at the end of the year</b>	<b>965.50</b>	<b>3,672.04</b>

The accompanying notes are an integral part of the financial statements





Segment wise revenue, results, assets and liabilities for the Period ended 31.03.2026										Consolidated			
Particulars	Standalone				Consolidated				in ₹ lakhs				
	Quarter Ended		Year ended		Quarter Ended		Year ended		Quarter Ended		Year ended		
	31.03.2026	31.12.2025	31.03.2025	31.03.2026	31.03.2025	31.12.2025	31.03.2025	31.03.2026	31.03.2025	31.12.2025	31.03.2025	31.03.2026	
1	Audited	Unaudited	Audited	Audited	Audited	Unaudited	Audited	Audited	Audited	Unaudited	Audited	Audited	
Segment Revenue	13,669.27	11,994.26	12,420.23	50,461.97	46,348.26	11,994.24	12,420.23	13,669.27	11,994.24	12,420.23	50,461.97	46,348.26	
Latex Rubber Thread		313.26	301.12	1,271.12	991.61	313.26	301.12	320.95	313.26	301.12	1,271.12	991.61	
Corrugated Carton Box	320.95					2,610.17	2,246.43	2,309.52	2,610.17	2,246.43	9,462.56	8,513.06	
Paper Tissue		139.07	131.32	561.23	499.09	244.24	220.95	239.91	244.24	220.95	945.69	811.65	
Less Inter Segment Elimination													
<b>Total Segment Revenue</b>	<b>13,851.15</b>	<b>12,161.10</b>	<b>12,590.03</b>	<b>51,171.86</b>	<b>46,840.78</b>	<b>14,673.43</b>	<b>14,746.83</b>	<b>16,059.83</b>	<b>14,673.43</b>	<b>14,746.83</b>	<b>60,249.96</b>	<b>55,041.28</b>	
2													
Segment Results	1,127.87	631.77	1,038.10	3,432.97	3,253.51	631.77	1,038.10	1,127.86	631.77	1,038.10	3,432.97	3,253.51	
Latex Rubber Thread	25.40	31.63	22.23	123.49	93.20	31.63	22.23	25.40	31.63	22.23	123.49	93.20	
Corrugated Carton Box						(125.54)	71.65	(125.54)	85.32	71.65	171.91	642.10	
Paper Tissue													
Sub Total	<b>1,153.27</b>	<b>663.40</b>	<b>1,060.33</b>	<b>3,556.46</b>	<b>3,346.71</b>	<b>748.72</b>	<b>1,131.98</b>	<b>1,027.72</b>	<b>748.72</b>	<b>1,131.98</b>	<b>3,728.37</b>	<b>3,988.81</b>	
Less Finance Costs	0.48		0.08	3.45	0.72	2.66	2.97	4.29	2.66	2.97	15.25	12.33	
Less : unallocable Expenses													
<b>Profit before Tax</b>	<b>1,152.79</b>	<b>663.40</b>	<b>1,060.25</b>	<b>3,553.01</b>	<b>3,345.99</b>	<b>746.06</b>	<b>1,129.01</b>	<b>1,023.43</b>	<b>746.06</b>	<b>1,129.01</b>	<b>3,713.12</b>	<b>3,976.48</b>	
Less Tax Expense	328.16	170.02	291.74	922.88	881.47	195.74	298.10	381.59	195.74	298.10	1,051.93	1,032.63	
<b>Net Profit for the year</b>	<b>824.63</b>	<b>493.38</b>	<b>768.51</b>	<b>2,630.13</b>	<b>2,464.52</b>	<b>550.32</b>	<b>830.91</b>	<b>641.84</b>	<b>550.32</b>	<b>830.91</b>	<b>2,661.19</b>	<b>2,943.85</b>	
3													
Segment Assets	33,245.93	31,728.24	31,426.95	33,245.93	31,426.95	31,728.24	31,426.95	33,245.93	31,728.24	31,426.95	33,245.93	31,426.95	
Latex Rubber Thread	1,144.25	1,181.26	1,155.12	1,144.25	1,155.12	1,154.55	1,148.31	1,110.34	1,154.55	1,148.31	1,110.34	1,148.31	
Corrugated Carton Box Project						6,688.84	6,439.36	6,763.37	6,688.84	6,439.36	6,763.37	6,439.36	
Paper Tissue													
<b>Total Segment Assets</b>	<b>34,390.18</b>	<b>32,909.50</b>	<b>32,582.07</b>	<b>34,390.18</b>	<b>32,582.07</b>	<b>39,571.63</b>	<b>39,014.62</b>	<b>41,119.64</b>	<b>39,571.63</b>	<b>39,014.62</b>	<b>41,119.64</b>	<b>39,014.62</b>	
4													
Segment Liabilities	5,161.74	4,642.37	5,052.63	5,161.74	5,052.63	4,642.37	5,052.63	5,157.54	4,642.37	5,052.63	5,157.54	5,052.63	
Latex Rubber Thread	88.92	88.37	81.26	88.92	81.26	88.37	81.26	88.92	88.37	81.26	88.92	81.26	
Corrugated Carton Box Project						1,313.37	1,308.88	1,613.44	1,313.37	1,308.88	1,613.44	1,308.88	
Paper Tissue													
<b>Total Segment Liabilities</b>	<b>5,250.66</b>	<b>4,730.74</b>	<b>5,133.89</b>	<b>5,250.66</b>	<b>5,133.89</b>	<b>6,044.11</b>	<b>6,442.77</b>	<b>6,859.90</b>	<b>6,044.11</b>	<b>6,442.77</b>	<b>6,859.90</b>	<b>6,442.77</b>	


1. The Audited standalone and consolidated financial results have been prepared in accordance with Indian Accounting Standards ('Ind AS') prescribed under section 133 of the Companies Act, 2013 read with relevant rules thereunder and in terms of the Regulation 33 of the SEBI (Listing Obligations and Disclosure Requirements) Regulations, 2015 (as amended).
2. The Consolidated statement of profit and loss for the Year ended 31<sup>st</sup> March 2026 includes the financial results of its wholly owned subsidiary M/s Premier Tissues India Limited.
3. The company's reportable business segments are "Latex Rubber Thread" and "Corrugated Carton Box" and its subsidiary has one reportable business segment viz "Paper Tissue". The Company publishes the standalone financial results along with the consolidated financial results.
4. The number of Investor Complaints pending at the beginning of the quarter was nil, one complaint was received and resolved during the quarter and no complaints were pending at the end of the quarter.
5. The Audited standalone and consolidated financial results for the Year ended 31<sup>st</sup> March 2026 were reviewed by the audit committee and approved by the Board of Directors and taken on record at the meetings held on 26<sup>th</sup> May 2026 and the auditors have issued a modified opinion on the same.
6. The Board of Directors have recommended a final dividend of Rs.2 per share (40%) for the year ended 31.03.2026 subject to the approval of the members in the ensuing Annual General Meeting.
7. The figures for the quarters ended 31<sup>st</sup> March 2026 and 31<sup>st</sup> March 2025 are the balancing figures between audited figures in respect of the full financial year up to 31<sup>st</sup> March 2026 and 31<sup>st</sup> March 2025 respectively and the unaudited published year to date figures up to 31<sup>st</sup> December 2025 and 31<sup>st</sup> December 2024 respectively, being the date of the end of the third quarter of the respective financial years, which were subjected to limited review.



8. On November 21, 2025, the Government of India notified the four Labour Codes - the Code on Wages, 2019, the Industrial Relations Code, 2020, the Code on Social Security, 2020 and the Occupational Safety, Health and Working Conditions Code, 2020 - replacing 29 existing labour laws, collectively referred to as the 'New Labour Codes'. The Group has assessed the incremental financial impact if any, due to these changes, taking into consideration the best information available read with the FAQs released by the Ministry of Labour & Employment and the Institute of Chartered Accountants of India. Considering the materiality and non-recurring nature of this impact, the Group has no incremental charges in the standalone and consolidated financial results for the quarter and year ended March 31, 2026, respectively. The Group continues to monitor developments on the rules to be notified by regulatory authorities, including clarifications/ additional guidance from authorities and will continue to assess the accounting implications basis such developments/ guidance if any

**PALAKKAD**  
**May 26<sup>th</sup> 2026**

**For and on behalf of Board of Directors**  
**RUBFILA INTERNATIONAL LTD**



**G. KRISHNA KUMAR**  
**Managing Director**





**Mohan & Mohan Associates**  
Chartered Accountants

A-21, Jawahar Nagar  
Kawdiar, Trivandrum - 695 003  
Telephone 0471-2721731, 2722813  
E-mail: smohan1948@gmail.com  
mohanandmohantvm@gmail.com

**Independent Auditor's Report on the audit of Standalone Annual Financial Results**

**To the Board of Directors of Rubfila International Limited**

**Qualified Opinion**

1. We have audited the accompanying standalone statement of annual financial results of **Rubfila International Limited** ('the Company') for the year ended 31 March 2026 and the standalone balance sheet as on that date and the standalone statement of cash flows for the year ended on that date, attached herewith, which are included in the accompanying 'Statement of standalone financial results for the quarter and year ended 31 March 2026 ("the statement")', being submitted by the Company pursuant to the requirements of Regulation 33 of the SEBI (Listing Obligations and Disclosure Requirements) Regulations, 2015 (as amended) ('Listing Regulations').
2. In our opinion and to the best of our information and according to the explanations given to us, except for the effects of the matters described in the Basis for Qualified Opinion section of our report, the aforesaid statement:
  - i. is presented in accordance with the requirements of Regulation 33 of the Listing Regulations in this regard; and
  - ii. gives a true and fair view in conformity with the recognition and measurement principles laid down in the applicable accounting standards prescribed under section 133 of the Companies Act, 2013 ('the Act'), read with the relevant rules issued thereunder and other accounting principles generally accepted in India, of net profit and other comprehensive income and other financial information of the Company for the year ended 31 March 2026.

**Basis for qualified opinion**

The Company has recognised a 'Provision for Contingencies' of ₹1,349 Lakhs as at 31st March 2026, accumulated over eleven years with a current year charge of ₹120 Lakhs and no reversal, utilisation, or reclassification in any year. Despite specific audit inquiries, the Company has not identified any present obligation, past event, or counterparty underlying this provision. The Management's response and the notes to the financial statements describe only generalised uncertainties in the legal and regulatory environment, and the Directors' Report characterises the balance as being towards 'unknown liabilities.'

This provision does not comply with Ind AS 37 as there are no present obligation arising from a past event has been established, the amount is not a best estimate of any identifiable outflow, but a number calibrated to the size of the Company. The notes fail to disclose the nature of the obligation, expected timing of outflows, or basis of estimation.

Consequently, profit before tax for the year ended 31 March 2026 would have been higher by ₹120 Lakhs had the current year charge not been recognised. Further, the appropriateness of the accumulated provision balance of ₹1,349 Lakhs could not be established based on the information and explanations made available to us.

We conducted our audit of the statement in accordance with the Standards on Auditing (SAs) specified under section 143(10) of the Act. Our responsibilities under those standards are further described in the 'Auditor's Responsibilities for the Audit of the statement' section of our report. We are independent of the Company in accordance with the Code of Ethics issued by the Institute of Chartered Accountants of India ('the ICAI') together with the ethical requirements that are relevant to our audit of the statement for the year ended 31 March 2026 under the provisions of the Act and the rules thereunder, and we have fulfilled our other ethical responsibilities in accordance with these requirements and the Code of Ethics.

Branches Karunalayam, Wynad Road, Calicut - 673 001  
57/996B, Verkote, NSS Karayogam Junction, KP. Mangan Road, Ennakulam-682 020  
4th Floor, Land mark - Enclave Building, Sahodharan Pappan Road, Ernakulam-682 016



Tel : 2765955  
Tel : 2368819  
Tel : 9447001568  
Tel : 2703957


We believe that the audit evidence obtained by us, is sufficient and appropriate to provide a basis for our qualified opinion.

#### **Responsibilities of management and those charged with governance for the statement**

3. The statements have been prepared on the basis of the standalone annual financial statements. The Company's Board of Directors is responsible for the preparation and presentation of the statements that give a true and fair view of the net profit and other comprehensive income and other financial information of the Company and the standalone balance sheet and the standalone statement of cash flows in accordance with the recognition and measurement principles laid down in the Indian Accounting Standards prescribed under Section 133 of the Act and other accounting principles generally accepted in India and in compliance with Regulation 33 of the Listing Regulations. The Board of Directors of the Company is responsible for maintenance of adequate accounting records in accordance with the provisions of the Act for safeguarding of the assets of the Company and for preventing and detecting frauds and other irregularities; selection and application of appropriate accounting policies; making judgements and estimates that are reasonable and prudent; and the design, implementation and maintenance of adequate internal financial controls, that were operating effectively for ensuring accuracy and completeness of the accounting records, relevant to the preparation and presentation of the statements that give a true and fair view and are free from material misstatement, whether due to fraud or error, which have been used for the purpose of preparation of the standalone financial results by the Directors of the Company, as aforesaid.
4. In preparing the statement, the Board of Directors of the company are responsible for assessing the Company's ability to continue as a going concern, disclosing, as applicable, matters related to going concern, and using the going concern basis of accounting unless the Board of Directors either intends to liquidate the Company or to cease operations, or has no realistic alternative but to do so.
5. The Board of Directors of the company are responsible for overseeing the financial reporting process of the company.

#### **Auditor's responsibilities for the audit of the statement.**

6. Our objectives are to obtain reasonable assurance about whether the statement as a whole are free from material misstatement, whether due to fraud or error, and to issue an auditor's report that includes our opinion. Reasonable assurance is a high level of assurance but is not a guarantee that an audit conducted in accordance with Standards on Auditing will always detect a material misstatement when it exists. Misstatements can arise from fraud or error and are considered material if, individually or in the aggregate, they could reasonably be expected to influence the economic decisions of users taken on the basis of this statement.
7. As part of an audit in accordance with the Standards on Auditing specified under section 143(10) of the Act, we exercise professional judgment and maintain professional skepticism throughout the audit. We also:
  - Identify and assess the risks of material misstatement of the Statement, whether due to fraud or error, design and perform audit procedures responsive to those risks, and obtain audit evidence that is sufficient and appropriate to provide a basis for our opinion. The risk of not detecting a material misstatement resulting from fraud is higher than for one resulting from error, as fraud may involve collusion, forgery, intentional omissions, misrepresentations, or the override of internal control.
  - Obtain an understanding of internal control relevant to the audit in order to design audit procedures that are appropriate in the circumstances. Under section 143(3) (i) of the Act, we are also responsible for expressing our opinion on whether the company has in place an adequate internal financial controls with reference to financial statements and the operating effectiveness of such controls.




- Evaluate the appropriateness of accounting policies used and the reasonableness of accounting estimates and related disclosures made by the Board of Directors.
  - Evaluate the appropriateness and reasonableness of disclosures made by the Board of Directors in terms of the requirements specified under regulation 33 of the Listing regulations.
  - Conclude on the appropriateness of the Board of Directors use of the going concern basis of accounting and, based on the audit evidence obtained, whether a material uncertainty exists related to events or conditions that may cast significant doubt on the Company's ability to continue as a going concern. If we conclude that a material uncertainty exists, we are required to draw attention in our auditor's report to the related disclosures in the Statement or, if such disclosures are inadequate, to modify our opinion. Our conclusions are based on the audit evidence obtained up to the date of our auditor's report. However, future events or conditions may cause the Company to cease to continue as a going concern.
  - Evaluate the overall presentation, structure and content of the Statement, including the disclosures, and whether the Statement represents the underlying transactions and events in a manner that achieves fair presentation.
8. We communicate with those charged with governance of the company regarding, among other matters, the planned scope and timing of the audit and significant audit findings, including any significant deficiencies in internal control that we identify during our audit.
9. We also provide those charged with governance with a statement that we have complied with relevant ethical requirements regarding independence, and to communicate with them all relationships and other matters that may reasonably be thought to bear on our independence, and where applicable, related safeguards.

#### Other Matters

10. The standalone financial results include the results for the quarter ended 31 March 2026 being the balancing figures between the audited figures in respect of the full financial year and the published unaudited year to date figures up to the third quarter of the current financial year, which were subject to limited review by us.

For **Mohan & Mohan Associates**  
Chartered Accountants  
Firm No.002092S



**R Suresh Mohan**  
(Partner)  
Mem No. 013398.  
UDIN: 26013398IOHMVN1904



Thiruvananthapuram  
26 May 2026



**Independent Auditor's Report on the audit of Consolidated Financial Results of Rubfila International Limited pursuant to the regulation 33 of the SEBI Listing Obligations and Disclosure Requirements Regulations, 2015.**

To the Board of Directors of Rubfila International Limited


**Qualified Opinion**

1. We have audited the accompanying statement of consolidated Annual financial results of **Rubfila International Limited** ('the Holding Company') and its subsidiary (the Holding Company and its subsidiary together referred to as 'the Group') for the year ended 31 March 2026 and the consolidated balance sheet as on that date and the consolidated statement of cash flows for the year ended on that date, attached herewith, which are included in the accompanying 'Statement of consolidated financial results for the quarter and year ended 31.03.2026', 'the Consolidated Balance Sheet as at 31.03.2026' and the 'Consolidated Statement of Cash Flows for the year ended 31.03.2026' (together referred to as the "consolidated financial results") being submitted by the Holding Company pursuant to the requirement of Regulation 33 of the Securities and Exchange Board of India (Listing Obligations and Disclosure Requirements) Regulations, 2015, as amended (the "Listing Regulations") which has been initialled by us only for identification purposes.
2. In our opinion and to the best of our information and according to the explanations given to us and based on the consideration of the reports of other auditors on separate audited financial statements of the subsidiary, as referred to para 12 below, except for the effects of the matters described in the Basis for Qualified Opinion section of our report, the aforesaid consolidated financial results:
  - i. Includes the financial results of the subsidiary M/s Premier Tissues India Limited;
  - ii. is presented in accordance with the requirements of Listing regulations Regulations; and
  - iii. gives a true and fair view in conformity with the recognition and measurement principles laid down in the applicable Indian Accounting Standard (Ind AS) prescribed under section 133 of the Companies Act, 2013 ('the Act'), read with the relevant rules issued thereunder and other accounting principles generally accepted in India, of the consolidated net profit and consolidated other comprehensive income and other financial information of the Group and its subsidiary for the year ended 31 March 2026 and the consolidated balance sheet and the consolidated statement of cash flows as at and for the year ended on that date.

**Basis for qualified opinion**

3. The Holding Company has recognised a 'Provision for Contingencies' of ₹1,349 Lakhs as at 31st March 2026, accumulated over eleven years with a current year charge of ₹120 Lakhs and no reversal, utilisation, or reclassification in any year. Despite specific audit inquiries, the Holding Company has not identified any present obligation, past event, or counterparty underlying this provision. The Holding Company Management's response and the notes to the financial statements describe only generalised uncertainties in the legal and regulatory environment, and the Holding Company Directors' Report characterises the balance as being towards 'unknown liabilities'.

This provision does not comply with Ind AS 37 as it does not represent the no present obligation arising from a past event has been established, the amount is not a best estimate of any identifiable outflow, but a number calibrated to the size of the Company. The notes to the financial statements do not disclose the nature of the obligation, expected timing of outflows, or basis of estimation.



Consequently, consolidated profit before tax for the year ended 31 March 2026 would have been higher by ₹120 Lakhs had the current year charge not been recognised. Further, the appropriateness of the accumulated provision balance of ₹1,349 Lakhs could not be established based on the information and explanations made available to us.


We conducted our audit in accordance with the Standards on Auditing (SAs) specified under section 143(10) of the Act and the other applicable authoritative pronouncements issued by the Institute of Chartered Accountants of India. Our responsibilities under those standards are further described in the 'Auditor's Responsibilities for the Audit of the consolidated financial results' section of our report. We are independent of the Group in accordance with the Code of Ethics issued by the Institute of Chartered Accountants of India ('the ICAI') together with the ethical requirements that are relevant to our audit of the consolidated financial results under the provisions of the Act and the rules thereunder, and we have fulfilled our other ethical responsibilities in accordance with these requirements and the Code of Ethics. We believe that the audit evidence obtained by us and other auditor in terms of their report referred to in paragraph 12 under "Other matters" section below, is sufficient and appropriate to provide a basis for our opinion.

#### **Responsibilities of Management and those charged with governance for the consolidated financial results**

4. These consolidated financial results have been prepared on the basis of the consolidated annual financial statements. The Holding Company's Board of Directors is responsible for the preparation and presentation of these consolidated financial results that give a true and fair view of the net profit and other comprehensive income and other financial information of the Group including its associate company and the consolidated balance sheet and the consolidated statement of cash flows in accordance with the recognition and measurement principles laid down in the Indian Accounting Standards prescribed under Section 133 of the Act read with relevant rules issued thereunder and other accounting principles generally accepted in India and in compliance with Regulation 33 of the Listing Regulations. The respective Board of Directors of the companies included in the Group and of its associate company are responsible for maintenance of adequate accounting records in accordance with the provisions of the Act for safeguarding of the assets of the Group and its associate company and for preventing and detecting frauds and other irregularities; selection and application of appropriate accounting policies; making judgments and estimates that are reasonable and prudent; and the design, implementation and maintenance of adequate internal financial controls, that were operating effectively for ensuring accuracy and completeness of the accounting records, relevant to the preparation and presentation of the consolidated financial statements that give a true and fair view and are free from material misstatement, whether due to fraud or error, which have been used for the purpose of preparation of the consolidated financial results by the Directors of the Holding Company, as aforesaid.
5. In preparing the consolidated financial results, the respective Board of Directors of the companies included in the Group are responsible for assessing the ability of the Group to continue as a going concern, disclosing, as applicable, matters related to going concern and using the going concern basis of accounting, unless the respective Board of Directors either intends to liquidate the Group or to cease operations, or has no realistic alternative but to do so.
6. The respective Board of Directors of the companies included in the Group are responsible for overseeing the financial reporting process of the Group.


#### **Auditor's responsibilities for the audit of the consolidated financial results.**

7. Our objectives is to obtain reasonable assurance about whether the consolidated financial results as a whole are free from material misstatement, whether due to fraud or error, and to issue an auditor's report that includes our opinion. Reasonable assurance is a high level of assurance but is not a guarantee that an audit conducted in accordance with Standards on Auditing specified under section 143(10) of the Act



will always detect a material misstatement, when it exists. Misstatements can arise from fraud or error, and are considered material if, individually, or in the aggregate, they could reasonably be expected to influence the economic decisions of users taken on the basis of these consolidated financial results.

8. As part of an audit in accordance with the Standards on Auditing specified under section 143(10) of the Act, we exercise professional judgment and maintain professional skepticism throughout the audit. We also:
  - Identify and assess the risks of material misstatement of the consolidated financial results, whether due to fraud or error, design and perform audit procedures responsive to those risks, and obtain audit evidence that is sufficient and appropriate to provide a basis for our opinion. The risk of not detecting a material misstatement resulting from fraud is higher than for one resulting from error, as fraud may involve collusion, forgery, intentional omissions, misrepresentations, or the override of internal control.
  - Obtain an understanding of internal control relevant to the audit in order to design audit procedures that are appropriate in the circumstances. Under section 143(3) (i) of the Act, we are also responsible for expressing our opinion on whether the Holding Company has adequate internal financial controls system with reference to financial statements in place and the operating effectiveness of such controls.
  - Evaluate the appropriateness of accounting policies used and the reasonableness of accounting estimates and related disclosures made by the Board of Directors.
  - Conclude on the appropriateness of Board of Directors' use of the going concern basis of accounting and, based on the audit evidence obtained, whether a material uncertainty exists related to events or conditions that may cast significant doubt on the ability of the Group to continue as a going concern. If we conclude that a material uncertainty exists, we are required to draw attention in our auditor's report to the related disclosures in the consolidated financial results or, if such disclosures are inadequate, to modify our opinion. Our conclusions are based on the audit evidence obtained up to the date of our auditor's report. However, future events or conditions may cause the Group and to cease to continue as a going concern.
  - Evaluate the overall presentation, structure and content of the consolidated financial results, including the disclosures, and whether the consolidated financial results represents the underlying transactions and events in a manner that achieves fair presentation.
  - Obtain sufficient appropriate audit evidence regarding the financial results statements of the entities within the Group to express an opinion on the consolidated financial results. We are responsible for the direction, supervision and performance of the audit of financial information of such entities included in the consolidated financial results, of which we are the independent auditors. For the other entities included in the consolidated financial results, which have been audited by the other auditors, such other auditors remain responsible for the direction, supervision and performance of the audits carried out by them. We remain solely responsible for our audit opinion.
9. We communicate with those charged with governance of the Holding Company and such other entity included in the consolidated financial results, of which we are the independent auditors, regarding, among other matters, the planned scope and timing of the audit and significant audit findings, including any significant deficiencies in internal control that we identify during our audit.
10. We also provide those charged with governance with a statement that we have complied with relevant ethical requirements regarding independence, and to communicate with them all relationships and other matters that may reasonably be thought to bear on our independence, and where applicable, related safeguards.
11. We also performed procedures in accordance with the circular issued by the SEBI under regulation 33(8) of the listing Regulation, as amended, to the extent of the circular.



**Other Matter**

12. The consolidated financial results also include the subsidiary's share of total assets of ₹ 6,796.60 as at 31 March 2026, total revenues of ₹9,573.93 Lakhs, total net profit after tax of ₹ 31.30 Lakhs, total comprehensive income of ₹14.55 Lakhs, and cash flows (net) ₹ (17.78) Lakhs for the year ended 31 March 2026, as considered in the consolidated financial results, whose financial information have been audited by other auditor whose audit reports have been furnished to us by the management, and our opinion on the consolidated financial results, in so far as it relates to the amounts and disclosures included in respect of this subsidiary is based solely on the audit report of the other auditor, and the procedures performed by us as stated in paragraph 8 above.

Our opinion on the consolidated financial results is not modified in respect of the above matter with respect to the financial information certified by the Board of Directors.

13. The consolidated financial results include the results for the quarter ended March 31, 2026 being the balancing figures between the audited figures in respect of the full financial year and the published unaudited year to date figures up to the third quarter of the current financial year, which were subject to limited review by us.

For MOHAN & MOHAN ASSOCIATES  
Chartered Accountants  
Firm No.02092 S

**R.SURESH MOHAN**  
(Partner)  
Mem No. 13398.  
UDIN: 26013398CPPELN6621



Thiruvananthapuram  
26 May 2026