

Date: October 28, 2024

To
National Stock Exchange of India Limited,
Exchange Plaza, C-1, Block G,
Bandra Kurla Complex,
Bandra (E), Mumbai – 400051

Symbol/Series: RPPL/EQ

Dear Sir/Madam,

Subject: Outcome of Board Meeting

In compliance with Regulation 30 read with Schedule III, Part A, Para A of the Securities and Exchange Board of India (Listing Obligations and Disclosure Requirements) Regulations, 2015 (“**SEBI Listing Regulations**”), this is to inform you that the Board of Directors of the Company at their meeting held today i.e. Monday, October 28, 2024, have considered and approved the Un-audited Financial Results (Standalone and Consolidated) of the Company for the quarter and half year ended September 30, 2024, along with the Limited Review Report thereon issued by the Statutory Auditors of the Company.

The meeting of the Board of Directors of the Company commenced at 2:30 pm and concluded at 3:45 pm.

The above results will also be available on the Company’s website at www.rajshreepolypack.com

Kindly take the same on record and oblige.

Yours truly,

FOR RAJSHREE POLYPACK LIMITED



Mahipal Singh Chouhan
Company Secretary & Compliance Officer

M No: A41460

Place: Thane

Limited Review Report on Unaudited Quarterly and Year-to-date Consolidated Financial Results of Rajshree Polypack Limited under Regulation 33 of the SEBI (Listing Obligations and Disclosure Requirements) Regulations, 2015.

To,
The Board of Directors
Rajshree Polypack Limited

1. We have reviewed the accompanying Statement of unaudited consolidated financial results of Rajshree Polypack Limited (“the Holding Company”) and its share of the net loss of its jointly controlled entity for the quarter and half-year ended 30th September 2024 (“the Statement”), being submitted by the Holding Company pursuant to the requirements of Regulation 33 of the SEBI (Listing Obligations and Disclosure Requirements) Regulations, 2015, as amended (“Listing Regulations”).

2. This Statement, which is the responsibility of the Holding Company’s management and approved by the Holding Company’s Board of Directors, has been prepared in accordance with the recognition and measurement principles laid down in Indian Accounting Standard 34 “Interim Financial Reporting” (“Ind AS 34”), prescribed under Section 133 of the Companies Act, 2013, and other accounting principles generally accepted in India and in compliance with Regulation 33 of the Listing Regulations. Our responsibility is to express a conclusion on the Statement based on our Review.

3. We conducted our review of the Statement in accordance with the Standard on Review Engagements (SRE) 2410 “Review of Interim Financial Information Performed by the Independent Auditor of the Entity”, issued by the Institute of Chartered Accountants of India. A review of interim financial information consists of making inquiries, primarily of persons responsible for financial and accounting matters, and applying analytical and other review procedures. A review is substantially less in scope than an audit conducted in accordance with Standards on Auditing and consequently does not enable us to obtain assurance that we would become aware of all significant matters that might be identified in an audit. Accordingly, we do not express an audit opinion.

We also performed procedures in accordance with the circular issued by the SEBI under Regulation 33 (8) of the Listing Regulations, to the extent applicable.

4. The statement includes results of following entity:


Jointly Controlled Entity

- Olive Ecopak Private Limited

5. Based on our review conducted and procedures performed as stated in paragraph 3 above and based on the consideration of the review reports of the other auditor rereferred to in paragraph 6 below, nothing has come to our attention that causes us to believe that the accompanying Statement, prepared in accordance with the recognition and measurement principles laid down in the aforesaid Indian Accounting Standard and other accounting principles generally accepted in India, has not disclosed the information required to be disclosed in terms of Regulation 33 of the Listing Regulations, including the manner in which it is to be disclosed, or that it contains any material misstatement.

Head Office : 101, Neoshine House,
Veera Industrial Estate, Opp. Monginis Factory,
New Link Road, Andheri (West),
Mumbai - 400 053

☎ : +91 22 4972 8023
☎ : +91 22 4972 8024
✉ : info@singrodia.co.in
🌐 : www.singrodia.co.in



Singrodia & Co LLP

CHARTERED ACCOUNTANTS


6. The accompanying statement includes unaudited interim financial results/statements and other financial information in respect of 1 jointly controlled entity, which have not been reviewed by us, whose unaudited interim financial results/financial information reflects Group's share of net loss after tax of **Rs 203.69 lakhs and Rs 382.69 lakhs** for the quarter and half-year ended 30th September, 2024 respectively and total comprehensive loss of **Rs. 203.69 lakhs and Rs 382.69 lakhs** for the quarter and half-year ended 30th September, 2024 respectively, as considered in the statement which have been reviewed by other auditors.

The reports on the unaudited interim financial results/financial information have been furnished to us by the Management and our conclusion on the Statement, in so far as it relates to the amounts and disclosures included in respect of this jointly controlled entity, is based solely on the reports of such auditors and the procedures performed by us as stated in paragraph 3 above.

7. The statement includes comparative financial figures of the company for the quarter ended 30th September, 2023 & 30th June, 2024 and six month ended 30th September, 2023 along with year ended 31st March, 2024 which has been reviewed/ audited by the previous auditor M/s MSKA & Associates who have issued unmodified report on the same.

Our conclusion on the Statement in respect of the matter stated in paragraph 6 & 7 is not modified.

For **Singrodia & Co. LLP**
Chartered Accountants
FRN: W100280


Shyamratan Singrodia
Partner
Membership No.: 049006



UDIN: 24049006BKCGCD2873

Place: Mumbai

Date: 28th October, 2024



Rajshree Polypack Limited

MFG of Plastic Rigid Sheets & Thermoformed Packaging Products

Regd Office.: Unit No.503-504, Lodha Supremus, Road No. 22, Near New Passport Office, Wagle Estate, Thane (W) - 400604. India.


Tel. No.: +91-22 25818200 | Fax No.: +91-22 25818250 | E-mail : info@rajshreepolypack.com

Website: www.rajshreepolypack.com | CIN: L25209MH2011PLC223089

STATEMENT OF CONSOLIDATED ASSETS AND LIABILITIES AS AT SEPTEMBER 30, 2024

(₹ in Lakhs)

Particulars	As at	As at
	September 30, 2024	March 31, 2024
	(Unaudited)	(Audited)
I. ASSETS		
(1) Non - Current Assets		
(a) Property, Plant and Equipment	11,410.23	10,964.61
(b) Capital Work-in-Progress	241.67	44.37
(c) Right of Use assets	1,066.80	1,166.20
(d) Intangible assets	66.51	78.64
(e) Investments accounted using equity method (Refer Note 3)	261.06	580.38
(f) Financial assets	-	-
Investments	36.61	30.46
Loans	2,820.66	1,843.05
Other Financial Assets	130.14	131.27
(g) Income Tax Assets (Net)	31.75	42.45
(h) Other Non Current Assets	789.55	839.17
Total Non-Current Assets	16,854.98	15,720.60
(2) Current Assets		
(a) Inventories	7,080.29	7,154.25
(b) Financial Assets		
Trade Receivables	5,504.07	4,083.95
Cash and Cash Equivalents	780.15	298.18
Other Bank Balances	90.77	82.54
Loans	32.65	34.04
Other Financial Asset	4.02	36.95
(d) Other Current Assets	427.02	643.94
Total Current Assets	13,918.97	12,333.85
TOTAL ASSETS	30,773.95	28,054.45
II. EQUITY AND LIABILITIES		
(1) Equity		
(a) Equity Share Capital	3,665.20	3,665.20
(b) Other Equity	12,042.58	11,510.04
(c) Money received against share warrant	156.75	156.75
Total Equity	15,864.53	15,331.99
(2) Liabilities		
(a) Non - Current Liabilities		
(i) Financial Liabilities		
Borrowings	2,411.22	1,513.32
Lease Liabilities	960.85	1,142.86
Other financial liabilities	5.31	5.10
(ii) Deferred tax liabilities (net)	517.34	470.26
Total Non - Current Liabilities	3,894.72	3,131.54
(b) Current Liabilities		
(i) Financial Liabilities		
Borrowings	6,826.66	5,832.86
Lease Liabilities	278.35	167.46
Trade Payables		
Due to Micro and Small Enterprises	751.44	409.03
Due to other	1,412.48	1,100.18
Other Financial liabilities	303.85	240.88
(ii) Other Current Liabilities	1,267.23	1,773.34
(iii) Current Tax Liabilities (Net)	107.60	-
(iv) Provisions	67.09	67.17
Total Current Liabilities	11,014.70	9,590.92
Total Liabilities	14,909.42	12,722.46
TOTAL EQUITY AND LIABILITIES	30,773.95	28,054.45



Unit I (New): Survey No. 860 (26/3/P8) and 781 (26/3/P6), Village Manda, Sarigam, Umbergaon, Valsad, Gujarat- 396155.
Unit II: Plot No. 370/2(2) & 370/2(3), Village- Kachigam, Vapi Daman Road, Daman-396210.



Rajshree Polypack Limited

MFG of Plastic Rigid Sheets & Thermoformed Packaging Products

Regd Office.: Unit No.503-504, Lodha Supremus, Road No. 22, Near New Passport Office, Wagle Estate, Thane (W) - 400604. India.

Tel. No.: + 91-22 25818200 | Fax No.: + 91-22 25818250 | E-mail : info@rajshreepolypack.com

Website: www.rajshreepolypack.com | CIN: L25209MH2011PLC223089

STATEMENT OF CONSOLIDATED UNAUDITED FINANCIAL RESULTS FOR THE QUARTER AND HALF YEAR ENDED SEPTEMBER 30, 2024

(₹ in Lakhs)

Particulars	Quarter Ended			Half Year Ended		Year Ended
	Sep 30, 2024	Jun 30, 2024	Sep 30, 2023	Sep 30, 2024	Sep 30, 2023	Mar 31, 2024
	Unaudited	Unaudited	Unaudited	Unaudited	Unaudited	Audited
I. INCOME						
a. Revenue from Operations	8,827.64	7,870.21	6,749.88	16,697.85	14,019.32	27,439.15
b. Other Income	102.02	73.89	62.19	175.91	124.54	290.29
TOTAL INCOME	8,929.66	7,944.10	6,812.07	16,873.76	14,143.86	27,729.44
II. EXPENSES						
a. Cost of Materials Consumed	5,787.68	4,735.81	4,016.93	10,523.49	8,085.57	16,306.37
b. Purchases of Stock-In-Trade	159.14	94.38	374.21	253.52	684.19	926.05
c. Changes in Inventories of Finished Goods and Work-In-Progress and Stock-In-Trade	(344.28)	45.39	(190.43)	(298.89)	137.44	(390.43)
d. Employee Benefits Expenses	694.68	694.35	626.82	1,389.03	1,243.51	2,546.69
e. Finance Costs	245.90	217.59	210.42	463.49	423.06	837.90
f. Depreciation and Amortization Expenses	415.26	395.40	388.96	810.66	769.71	1,554.64
g. Other Expenses	1,297.96	1,215.31	1,091.06	2,513.27	2,237.60	4,734.83
TOTAL EXPENSES	8,256.34	7,398.23	6,517.97	15,654.57	13,581.08	26,516.05
III. PROFIT BEFORE SHARE OF LOSS OF JOINT VENTURE AND TAX	673.32	545.87	294.10	1,219.19	562.78	1,213.39
Share of Loss of Joint Venture	(203.69)	(179.01)	(2.26)	(382.70)	(3.50)	(20.75)
IV. PROFIT BEFORE EXCEPTIONAL ITEMS AND TAX	469.63	366.86	291.84	836.49	559.28	1,192.64
V. TAX EXPENSES						
a. Current tax	50.44	127.19	73.52	177.63	141.84	295.57
b. Deferred tax	29.02	18.05	0.46	47.07	2.79	24.26
c. Tax related to Previous Year	86.60	-	8.69	86.60	8.69	8.69
VI. Profit for the Period	303.57	221.62	209.17	525.19	405.96	864.12
OTHER COMPREHENSIVE INCOME						
(A) Item that will not be reclassified to Profit & Loss						
- Remeasurement of Defined Benefit Plan	3.50	3.50	2.00	7.00	4.00	(40.79)
- Tax impact thereon	(0.88)	(0.88)	(0.50)	(1.76)	(1.01)	10.27
VII. Total Other Comprehensive Income/(Loss)	2.62	2.62	1.50	5.24	2.99	(30.52)
VIII. Total Comprehensive Income for the Period	306.19	224.24	210.67	530.43	408.95	833.60
IX. Paid up equity share capital (Face value of ₹ 5 each)	3,665.20	3,665.20	1,144.90	3,665.20	1,144.90	3,665.20
X. Other equity	-	-	-	12,042.58	12,217.58	11,510.04
XI. Earning per Equity share of ₹ 5 each						
Basic (in ₹)	0.41	0.30	0.30	0.72	0.59	1.20
Diluted (in ₹)	0.41	0.30	0.30	0.71	0.59	1.19

Notes :

- The above consolidated financial results which are published in accordance with Regulation 33 of the Securities and Exchange Board of India (Listing Obligations & Disclosure Requirements) Regulations, 2015 ("Listing Regulations") have been reviewed and recommended by Audit Committee and has been approved by the Board of Directors at its Meeting held on Monday, October 28, 2024.
- The Company has only one reportable segment i.e. Plastic Packaging Product as per the requirements of Ind AS 108 "Operating Segments".
- The Company and JV Partner have made further investment in Equity Shares of Olive Ecopak Private Limited during the quarter ended June 30, 2024 in the ratio of their original equity shareholding of 50.1%-49.9%.
- During the quarter ended 30 September 2024, the Company on September 18, 2024 ("Record Date"), sub-divided/split of existing Equity Shares of the Company from 1 (One) Equity Share having face value of Rs. 10/- (Rupees ten only) each fully paid-up, into such number of Equity Shares having face value of Rs. 5/- (Rupees five only) each fully paid-up. Accordingly, earnings per share of comparative periods presented has been calculated based on number of shares outstanding in respective periods, as increased by sub-divided/split of shares.
- Comparative figures have been regrouped/reclassified to conform to the current period's/year's presentation.

For Rajshree Polypack Limited

Ramswaroop Thard
Chairman & Managing Director
(DIN : 02835505)



Place: Thane
Date: October 28, 2024

Unit I (New): Survey No. 860 (26/3/P8) and 781 (26/3/P6), Village Manda, Sarigam, Umbergaon, Valsad, Gujarat- 396155.
Unit II: Plot No. 370/2(2) & 370/2(3), Village- Kachigam, Vapi Daman Road, Daman-396210.



Rajshree Polypack Limited

MFG of Plastic Rigid Sheets & Thermoformed Packaging Products

Regd Office.: Unit No.503-504, Lodha Supremus, Road No. 22, Near New Passport Office, Wagle Estate, Thane (W) - 400604, India.

Tel. No.: + 91-22 25818200 | Fax No.: + 91-22 25818250 | E-mail : info@rajshreepolypack.com

website: www.rajshreepolypack.com | CIN: L25209MH2011PLC223089

STATEMENT OF CONSOLIDATED CASH FLOW FOR THE HALF YEAR ENDED SEPTEMBER 30, 2024

(₹ in Lakhs)

Particulars	Half Year ended Sep 30, 2024	Half Year ended Sep 30, 2023
	(Unaudited)	(Unaudited)
CASH FLOWS FROM OPERATING ACTIVITIES:		
Profit before tax :	836.49	559.28
Adjustments for:		
Depreciation and amortization expense	810.66	769.71
Finance costs	463.49	423.06
Provision for doubtful receivables	(55.36)	62.94
Sundry Balances Written Off	-	14.80
Sundry Balances Written Back	(21.53)	-
Fair Value of Mutual Fund	(6.15)	(4.48)
Net foreign exchange differences	(14.67)	(6.24)
Expenses on Employee Stock options	2.11	3.86
Interest Income	(115.60)	(34.45)
Share of Loss in Joint Venture (JV)	382.70	3.50
Change in operating assets and liabilities:		
(Increase)/Decrease in trade receivables and other assets	(1,081.64)	174.84
(Increase) in inventories	73.96	688.73
Increase/(Decrease) in trade payable and other liabilities	44.19	(234.04)
Cash generated from operations	1,318.65	2,421.51
Less: Income taxes paid	(145.89)	(278.93)
Net cash generated from operating activities	1,172.76	2,142.58
CASH FLOWS FROM INVESTING ACTIVITIES:		
Payments for property, plant and equipment	(1,255.81)	(520.54)
Payments for Purchase of Investments	(63.38)	(325.74)
Loan Given	(869.15)	(751.26)
Investment in Fixed Deposit	(8.24)	(67.54)
Interest received	7.14	62.99
Net cash used in investing activities	(2,189.44)	(1,602.09)
CASH FLOWS FROM FINANCING ACTIVITIES:		
Proceeds from Short Term borrowings (net)	721.30	(416.16)
Proceeds from Long Term borrowings	1,495.50	-
Repayment of Long Term borrowings	(325.10)	(243.35)
Interest Paid	(394.32)	(355.97)
Dividend Paid	-	(57.25)
Net cash generated from financing activities	1,497.38	(1,072.73)
Net increase in cash and cash equivalents	480.70	(532.24)
Effect of Exchange rate changes on cash and cash equivalents	1.27	-
Cash and Cash Equivalents at the beginning of the year	298.18	868.31
Cash and Cash Equivalents at the end of the year	780.15	336.07
Reconciliation of cash and cash equivalents as per the cash flow statement:		
Cash and cash equivalents as per above comprise of the following:		
Cash in Hand	5.49	3.56
Bank Balances	549.27	308.53
Fixed Deposit (With maturity of 3 months or less from reporting date)	225.39	23.98
Balances per statement of cash flows	780.15	336.07



Singrodia & Co LLP


CHARTERED ACCOUNTANTS

Limited Review Report on Unaudited Quarterly and Year-to-date Standalone Financial Results of Rajshree Polypack Limited under Regulation 33 of the SEBI (Listing Obligations and Disclosure Requirements) Regulations, 2015, as amended.

To,
The Board of Directors
Rajshree Polypack Limited

1. We have reviewed the accompanying statement of unaudited standalone financial results of Rajshree Polypack Limited ('the Company') for the quarter and half year-ended 30th September 2024. The statement is being submitted by the company pursuant to the requirements of Regulation 33 of the SEBI (Listing Obligations and Disclosure Requirements) Regulations, 2015, as amended ("Listing Regulations").
2. This Statement, which is the responsibility of the Company's management and approved by the Board of Directors, has been prepared in accordance with the recognition and measurement principles laid down in Indian Accounting Standard 34 "Interim Financial Reporting" ("Ind AS 34"), prescribed under Section 133 of the Companies Act, 2013, and other accounting principles generally accepted in India and in compliance with Regulation 33 of the Listing Regulations. Our responsibility is to issue a report on the Statement based on our review.
3. We conducted our review of the Statement in accordance with the Standard on Review Engagements (SRE) 2410 "Review of Interim Financial Information Performed by the Independent Auditor of the Entity", issued by the Institute of Chartered Accountants of India. A review of interim financial information consists of making inquiries, primarily of persons responsible for financial and accounting matters, and applying analytical and other review procedures. A review is substantially less in scope than an audit conducted in accordance with Standards on Auditing and consequently does not enable us to obtain assurance that we would become aware of all significant matters that might be identified in an audit. Accordingly, we do not express an audit opinion.
4. Based on our review conducted as above, nothing has come to our attention that causes us to believe that the accompanying Statement, prepared in accordance with applicable accounting standards and other recognised accounting practices and policies has not disclosed the information required to be disclosed in terms of Regulation 33 of the SEBI (Listing Obligations and Disclosure Requirements) Regulations, 2015 including the manner in which it is to be disclosed, or that it contains any material misstatement.
5. The statement includes comparative financial figures of the company for the quarter ended 30th September, 2023 & 30th June, 2024 and six month ended 30th September, 2023 along with year ended 31st March, 2024 which has been reviewed/ audited by the previous auditor M/s MSKA & Associates who have issued unmodified report on the same.

For Singrodia & Co. LLP
Chartered Accountants
FRN: W100280



Shyamratan Singrodia
Partner

Membership No.: 049006

UDIN: 24049006BKCGCC5654

Place: Mumbai

Date: 28th October, 2024



Head Office : 101, Neoshine House,
Veera Industrial Estate, Opp. Monginis Factory,
New Link Road, Andheri (West),
Mumbai - 400 053

☎ : +91 22 4972 8023
☎ : +91 22 4972 8024
✉ : info@singrodia.co.in
🌐 : www.singrodia.co.in



Rajshree Polypack Limited

MFG of Plastic Rigid Sheets & Thermoformed Packaging Products

Regd Office.: Unit No.503-504, Lodha Supremus, Road No. 22, Near New Passport Office, Wagle Estate, Thane (W) - 400604. India.


Tel. No.: + 91-22 25818200 | Fax No.: + 91-22 25818250 | E-mail : info@rajshreepolypack.com

website: www.rajshreepolypack.com | CIN: L25209MH2011PLC223089

STATEMENT OF STANDALONE ASSETS AND LIABILITIES AS AT SEPTEMBER 30, 2024

(₹ in Lakhs)

Particulars	As at	As at
	September 30, 2024	March 31, 2024
	(Unaudited)	(Audited)
I. ASSETS		
(1) Non - Current Assets		
(a) Property, Plant and Equipment	11,410.23	10,964.61
(b) Capital Work-in-Progress	241.67	44.37
(c) Right of Use assets	1,066.80	1,166.20
(d) Intangible assets	66.51	78.64
(e) Financial assets		
Investments	788.11	718.58
Loans	2,820.66	1,843.05
Other Financial Assets	130.14	131.27
(f) Income Tax Assets (Net)	31.75	42.45
(g) Other Non Current Assets	789.55	839.17
Total Non-Current Assets	17,345.42	15,828.34
(2) Current Assets		
(a) Inventories	7,080.29	7,154.25
(b) Financial Assets		
Trade Receivables	5,504.07	4,083.95
Cash and Cash Equivalents	780.15	298.18
Bank Balances other than (ii) above	90.77	82.54
Loans	32.65	34.04
Other Financial Asset	4.02	36.95
(d) Other Current Assets	427.02	643.94
Total Current Assets	13,918.97	12,333.85
TOTAL ASSETS	31,264.39	28,162.19
II. EQUITY AND LIABILITIES		
(1) Equity		
(a) Equity Share Capital	3,665.20	3,665.20
(b) Other Equity	12,533.02	11,617.78
(c) Money received against share warrant	156.75	156.75
Total Equity	16,354.97	15,439.73
(2) Liabilities		
(a) Non - Current Liabilities		
(i) Financial Liabilities		
Borrowings	2,411.22	1,513.32
Lease Liabilities	960.85	1,142.86
Other financial liabilities	5.31	5.10
(ii) Deferred tax liabilities (net)	517.34	470.26
Total Non - Current Liabilities	3,894.72	3,131.54
(b) Current Liabilities		
(i) Financial Liabilities		
Borrowings	6,826.66	5,832.86
Lease Liabilities	278.35	167.46
Trade Payables		
Due to Micro and Small Enterprises	751.44	409.03
Due to other	1,412.48	1,100.18
Other Financial liabilities	303.85	240.88
(ii) Other Current Liabilities	1,267.23	1,773.34
(iii) Current Tax Liabilities (Net)	107.60	-
(iv) Provisions	67.09	67.17
Total Current Liabilities	11,014.70	9,590.92
Total Liabilities	14,909.42	12,722.46
TOTAL EQUITY AND LIABILITIES	31,264.39	28,162.19



Unit I (New): Survey No. 860 (26/3/P8) and 781 (26/3/P6), Village Manda, Sarigam, Umbergaon, Valsad, Gujarat- 396155.
Unit II: Plot No. 370/2(2) & 370/2(3), Village- Kachigam, Vapi Daman Road, Daman-396210.



Rajshree Polypack Limited

MFG of Plastic Rigid Sheets & Thermoformed Packaging Products

Regd Office.: Unit No.503-504, Lodha Supremus, Road No. 22, Near New Passport Office, Wagle Estate, Thane (W) - 400604. India.

Tel. No.: + 91-22 25818200 | Fax No.: + 91-22 25818250 | E-mail : info@rajshreepolypack.com

Website: www.rajshreepolypack.com | CIN: L25209MH2011PLC223089

STATEMENT OF STANDALONE UNAUDITED FINANCIAL RESULTS FOR THE QUARTER AND HALF YEAR ENDED SEPTEMBER 30, 2024

(₹ in Lakhs)


Particulars	Quarter Ended			Half Year Ended		Year Ended
	Sep 30, 2024	Jun 30, 2024	Sep 30, 2023	Sep 30, 2024	Sep 30, 2023	Mar 31, 2024
	Unaudited	Unaudited	Unaudited	Unaudited	Unaudited	Audited
I. INCOME						
a. Revenue from Operations	8,827.64	7,870.21	6,749.88	16,697.85	14,019.32	27,439.15
b. Other Income	102.02	73.89	79.87	175.91	153.08	355.39
TOTAL INCOME	8,929.66	7,944.10	6,829.75	16,873.76	14,172.40	27,794.54
II. EXPENSES						
a. Cost of Materials Consumed	5,787.68	4,735.81	4,016.93	10,523.49	8,085.57	16,306.37
b. Purchases of Stock-In-Trade	159.14	94.38	374.21	253.52	684.19	926.05
c. Changes in Inventories of Finished Goods and Work-In-Progress and Stock-In-Trade	(344.28)	45.39	(190.43)	(298.89)	137.44	(390.43)
d. Employee Benefits Expenses	694.68	694.35	626.82	1,389.03	1,243.51	2,546.69
e. Finance Costs	245.90	217.59	210.42	463.49	423.06	837.90
f. Depreciation and Amortization Expenses	415.26	395.40	388.96	810.66	769.71	1,554.64
g. Other Expenses	1,297.96	1,215.31	1,091.06	2,513.27	2,237.60	4,734.83
TOTAL EXPENSES	8,256.34	7,398.23	6,517.97	15,654.57	13,581.08	26,516.05
III. PROFIT BEFORE EXCEPTIONAL ITEMS AND TAX	673.32	545.87	311.78	1,219.19	591.32	1,278.49
IV. EXCEPTIONAL ITEMS	-	-	-	-	-	-
III. PROFIT BEFORE TAX	673.32	545.87	311.78	1,219.19	591.32	1,278.49
IV. TAX EXPENSES						
a. Current tax	50.44	127.19	73.52	177.63	141.84	295.57
b. Deferred tax	29.02	18.05	0.46	47.07	2.79	24.26
c. Tax related to Previous Year	86.60	-	8.69	86.60	8.69	8.69
V. Profit for the Period	507.26	400.63	229.11	907.89	438.00	949.97
OTHER COMPREHENSIVE INCOME						
(A) Item that will not be reclassified to Profit & Loss						
- Remeasurement of Defined Benefit Plan	3.50	3.50	2.00	7.00	4.00	(40.79)
- Tax impact thereon	(0.88)	(0.88)	(0.50)	(1.76)	(1.01)	10.27
VI. Total Other Comprehensive Income/(Loss)	2.62	2.62	1.50	5.24	2.99	(30.52)
VII. Total Comprehensive Income for the Period	509.88	403.25	230.61	913.13	440.99	919.45
VIII. Paid up equity share capital (Face value of ₹ 5 each)	3,665.20	3,665.20	1,144.90	3,665.20	1,144.90	3,665.20
IX. Other equity	-	-	-	12,533.02	12,271.51	11,617.78
X. Earning per Equity share of ₹ 5 each						
Basic (in ₹)	0.69	0.55	0.33	1.24	0.64	1.32
Diluted (in ₹)	0.69	0.55	0.33	1.24	0.64	1.31

Notes :

- The above standalone financial results which are published in accordance with Regulation 33 of the Securities and Exchange Board of India (Listing Obligations & Disclosure Requirements) Regulations, 2015 ("Listing Regulations") have been reviewed and recommended by Audit Committee and has been approved by the Board of Directors at its Meeting held on Monday, October 28, 2024.
- The Company has only one reportable segment i.e. Plastic Packaging Product as per the requirements of Ind AS 108 "Operating Segments".
- The Company and JV Partner have made further investment in Equity Shares of Olive Ecopak Private Limited during the quarter ended June 30, 2024 in the ratio of their original equity shareholding of 50.1%-49.9%.
- During the quarter ended 30 September 2024, the Company on September 18, 2024 ("Record Date"), sub-divided/split of existing Equity Shares of the Company from 1 (One) Equity Share having face value of Rs. 10/- (Rupees ten only) each fully paid-up, into such number of Equity Shares having face value of Rs. 5/- (Rupees five only) each fully paid-up. Accordingly, earnings per share of comparative periods presented has been calculated based on number of shares outstanding in respective periods, as increased by sub-divided/split of shares.
- Comparative figures have been regrouped/reclassified to conform to the current period's/year's presentation.

For Rajshree Polypack Limited

Rameswaroop Thard
Rameswaroop Thard
Chairman & Managing Director
(DIN : 02835505)



Place: Thane
Date: October 28, 2024



Rajshree Polypack Limited

MFG of Plastic Rigid Sheets & Thermoformed Packaging Products
 Regd Office.: Unit No.503-504, Lodha Supremus, Road No. 22, Near New Passport Office, Wagle Estate, Thane (W) - 400604. India.
 Tel. No.: + 91-22 25818200 | Fax No.: + 91-22 25818250 | E-mail : info@rajshreepolypack.com
 website: www.rajshreepolypack.com | CIN: L25209MH2011PLC223089

STATEMENT OF STANDALONE CASH FLOW FOR THE HALF YEAR ENDED SEPTEMBER 30, 2024

Particulars	Half Year ended Sep 30, 2024	Half Year ended Sep 30, 2023
	(Unaudited)	(Unaudited)
CASH FLOWS FROM OPERATING ACTIVITIES:		
Profit before tax :	1,219.19	591.32
Adjustments for:		
Depreciation and amortization expense	810.66	769.71
Finance costs	463.49	423.06
Provision for doubtful receivables	(55.36)	62.94
Sundry Balances Written Off	-	14.80
Sundry Balances Written Back	(21.53)	-
Fair Value of Mutual Fund	(6.15)	(4.48)
Net foreign exchange differences	(14.67)	(6.24)
Expenses on Employee Stock options	2.11	3.86
Interest Income	(115.60)	(62.99)
Change in operating assets and liabilities:		
(Increase)/Decrease in trade receivables and other assets	(1,081.64)	174.84
(Increase) in inventories	73.96	688.73
Increase/(Decrease) in trade payable and other liabilities	44.19	(234.04)
Cash generated from operations	1,318.65	2,421.51
Less: Income taxes paid	(145.89)	(278.93)
Net cash generated from operating activities	1,172.76	2,142.58
CASH FLOWS FROM INVESTING ACTIVITIES:		
Payments for property, plant and equipment	(1,255.81)	(520.54)
Payments for Purchase of Investments	(63.38)	(325.74)
Loan Given	(869.15)	(751.26)
Investment in Fixed Deposit	(8.24)	(67.54)
Interest received	7.14	62.99
Net cash used in investing activities	(2,189.44)	(1,602.09)
CASH FLOWS FROM FINANCING ACTIVITIES:		
Proceeds from Short Term borrowings (net)	721.30	(416.16)
Proceeds from Long Term borrowings	1,495.50	-
Repayment of Long Term borrowings	(325.10)	(243.35)
Interest Paid	(394.32)	(355.97)
Dividend Paid	-	(57.25)
Net cash generated from financing activities	1,497.38	(1,072.73)
Net increase in cash and cash equivalents	480.70	(532.24)
Effect of Exchange rate changes on cash and cash equivalents	1.27	-
Cash and Cash Equivalents at the beginning of the year	298.18	868.31
Cash and Cash Equivalents at the end of the year	780.15	336.07
Reconciliation of cash and cash equivalents as per the cash flow statement:		
Cash and cash equivalents as per above comprise of the following:		
Cash in Hand	5.49	3.56
Bank Balances	549.27	308.53
Fixed Deposit (With less than 3 months maturity)	225.39	23.98
Balances per statement of cash flows	780.15	336.07

