

R M DRIP AND SPRINKLERS SYSTEMS LIMITED

Email : rmdrip@gmail.com Web : www.rmdrip.com Contact : +91-77200 94737

CIN : L27200MH2004PLC150101



Date: 17th November 2025

To,
National Stock Exchange of India Limited,
Exchange Plaza, C-1, Block G,
Bandra Kurla Complex, Bandra (E),
Mumbai - 400 051, Maharashtra, India
NSE SYMBOL: RMDRIP

To,
BSE Limited,
Corporate Relationship Department
25th Floor, P J Towers
Dalal Street, Fort, Mumbai - 400 001
BSE Scrip Code: 544456

Dear Sir/Madam,

Subject: - Publication of Financial result in newspaper.

With reference to the captioned subject and pursuant to Regulation 30 and 47 of the Securities and Exchange Board of India (Listing Obligations & Disclosure Requirements) Regulations, 2015, we submit herewith a copy of extract of the Financial Results of the Company for the quarter ended 30th September 2025 published in the newspapers viz. The Free Press Journal (English) and Navshakti (Marathi) on 16th November 2025.

You are requested to take the aforesaid information on your record.

For, R M Drip And Sprinklers Systems Limited

Nivrutti Pandurang Kedar
DIN 06980548
Managing Director




IMEC SERVICES LIMITED							
CIN - L74110MH1987PLC142326							
Regd. Off.: 611, Tulsiani Chambers, Nariman Point, Mumbai - 400 021 BSE Scrip Code - IMEC 513295							
E-mail: investor@imecservices.in Website: www.imecservices.in Phone No.: 022-22851303 Fax: 022-22823177							
EXTRACT OF UNAUDITED STANDALONE FINANCIAL RESULTS FOR THE QUARTER AND HALF YEAR ENDED SEPTEMBER 30, 2025							
Rs. in Lakhs unless specified							
Sr. No.	Particulars	STANDALONE					
		Quarter Ended			Half Year ended		Year Ended
		30.09.2025	30.06.2025	30.09.2024	30.09.2025	30.09.2024	31.03.2025
		Un-Audited	Un-Audited	Un-Audited	Un-Audited	Un-Audited	Audited
(Refer Notes Below)							
1	Total revenue from operations	26.01	6.23	115.98	32.24	202.60	2,875.14
2	Net Profit / (Loss) for the period (before Tax, Exceptional items)	(21.59)	(55.02)	47.90	(76.61)	2.98	2,541.95
3	Net Profit / (Loss) for the period before Tax (after Exceptional items)	(21.59)	(55.02)	47.90	(76.61)	2.98	2,541.95
4	Net Profit / (Loss) for the period after Tax (after Exceptional items)	(21.59)	(55.02)	47.90	(76.61)	2.98	2,541.91
5	Total Comprehensive Income for the period [Comprising Profit/(Loss) for the period (after tax) and Other Comprehensive Income (after tax)]	(21.59)	(55.02)	47.90	(76.61)	2.98	2,542.09
6	Equity Share Capital	190.00	190.00	190.00	190.00	190.00	190.00
7	Reserves (excluding Revaluation Reserve) as shown in the Audited Balance Sheet of the previous year	-	2,460.69	-	2,439.10	(23.39)	2,515.72
8	Earnings Per Share (of Rs 10/- each) (for continuing and discontinued operations) *						
	(1) Basic: (in Rs.)	(1.14)	(2.90)	2.52	(4.03)	0.16	133.78
	(2) Diluted: (in Rs.)	(1.14)	(2.90)	2.52	(4.03)	0.16	133.78
Notes:							
1. The above Financial Results of the Company were reviewed by the Audit Committee and approved by the Board of Directors at its meeting held on November 14, 2025 at Indore, Madhya Pradesh. The results for the Quarter and Half Year ended September 30, 2025 have been limited reviewed by Statutory Auditors of the Company.							
2. The above is an extract of the detailed format of unaudited standalone financial results for the quarter and half year ended September 30, 2025 filed with the Stock Exchange under Regulation 33 of the SEBI (Listing Obligations and Disclosure Requirements) Regulations, 2015. The full format of the Quarterly/Half Yearly Financial Results are available on the Stock Exchange website. viz. www.bseindia.com. The same is also available on the Company's website viz. www.imecservices.in.							
For IMEC Services Limited							
Sd/-							
Rajesh Soni							
Director							
DIN: 00574384							
Place: Indore							
Date: November 14, 2025							

UTIQUE ENTERPRISES LIMITED									
Regd. Office: 603 Lodha Supremus, 453 Senapati Bapat Marg, Lower Parel, Mumbai 400 013									
CIN: L52100MH1985PLC037767									
Tel.: 91+22-4619 8172 • Email: info@utique.in / www.utique.in									
EXTRACT OF UNAUDITED FINANCIAL RESULTS FOR THE QUARTER AND HALF YEAR ENDED SEPTEMBER 30, 2025									
(₹ in Lakh except per share data)									
Particulars	Quarter Ended			Half Year Ended			Year Ended		
	30/09/2025	30/06/2025	30/09/2024	30/09/2025	30/09/2024	31/03/2025			
	Unaudited	Unaudited	Unaudited	Unaudited	Unaudited	Audited			
Total Revenue / Income from Operations	3,376.43	2,163.31	2,596.71	5,539.74	6,345.66	10,561.63			
Profit / (Loss) for the period before tax	(65.30)	165.97	217.09	100.67	233.87	302.55			
Profit / (Loss) for the period after tax	(51.36)	122.51	135.89	71.15	146.98	49.37			
Total Comprehensive Income for the period (Comprising Profit / (Loss) for the period (after Tax) and Other Comprehensive Income (after Tax)	(153.27)	330.48	233.43	177.21	392.44	20.26			
Paid-up Equity Share Capital (Face value of Rs.10 per share)	5,567.01	5,567.01	5,567.01	5,567.01	5,567.01	5,567.01			
Reserves (excluding Revaluation Reserve as per Balance Sheet)	-	-	-	-	-	1,427.05			
Earnings Per Share (EPS) (Face Value of Rs.10 each) (not annualized)	(0.09)	0.22	0.24	0.13	0.26	0.09			
2. Diluted:	(0.09)	0.22	0.24	0.13	0.26	0.09			
Notes:									
1. The figures for the previous period/year have been reworked/regrouped, wherever necessary, to make them comparable.									
2. The Company is in the business of general trading of precious metal and trading in derivatives on recognized exchanges and as such there are no separate reportable segments as per Indian Accounting Standard "Operating Segments" (Ind AS 109).									
3. The Audit Committee has reviewed the above results and the Board of Directors has approved the above results at their respective meetings held on November 14, 2025. The Statutory Auditors of the Company have carried out Limited Review of the aforesaid Results.									
For and on behalf of the Board of Directors									
J. R. K. Sarma									
Whole-Time Director									
Place: Mumbai									
Date: November 14, 2025									


CHORDIA FOOD PRODUCTS LIMITED									
Regd. Off: Plot No. 399 & 400, Survey No. 398, Village Sangvi-Shirwal, Tal. Khandala, Dist. Satara - 412 801.									
Email Id: cs.cfp@gmail.com Website: www.chordiafoods.com									
CIN: L15995PN1982PLC026173 Contact no: 7028257001									
EXTRACT OF UNAUDITED FINANCIAL RESULTS FOR THE QUARTER ENDED 30TH SEPTEMBER 2025									
(₹ in lakh)									
Sr No.	Particulars	Quarter ended on		Half Year Ended		Corresponding quarter ended			
		30-09-2025	30-06-2025	30-09-2025	30-09-2024	30-09-2024			
		Unaudited	Unaudited	Unaudited	Unaudited	Unaudited			
		(Unaudited)	(Unaudited)	(Unaudited)	(Unaudited)	(Unaudited)			
1	Total Income from operations			93.57	183.61	80.80			
2	Net Profit / (Loss) for the period (before tax, exceptional and/or extraordinary item)			19.70	45.61	20.03			
3	Net Profit / (Loss) for the period before tax (after exceptional and/ or Extraordinary items)			19.70	45.61	20.03			
4	Net Profit / (Loss) for the period after tax (after exceptional and/ or Extraordinary items)			13.76	34.13	14.64			
5	Total comprehensive income for the period [(comprising profit/loss for the period (after tax) and other comprehensive income (after tax)]			13.76	34.13	14.64			
6	Equity Share Capital			403.00	403.00	403.00			
7	Reserves (excluding Revaluation Reserve as shown in the Audited Balance Sheet of previous year)			-	-	-			
8	Earnings Per Share(Of Rs. 10/- each) (for continued / discontinued operations) Basic /diluted (Rs.)			0.34	0.85	0.36			
Note: 1)The above is an extract of the detailed format of the Unaudited Financial Results of M/s Chordia Food Products Limited for the Quarter ended and half year ended 30th September 2025 filed with BSE Ltd under Regulation 33 of the SEBI (Listing Obligations and Disclosure Requirements) Regulations 2015. The full format of the same is available on the website of BSE Ltd at www.bseindia.com and at Company's website at www.chordiafoods.com .									
2) For detailed notes refer full financial results available on website									
For Chordia Food Products Ltd.									
sd/-									
Pradeep Chordia									
Chairman & Managing Director									
DIN: 00389681									
Place : Pune									
Date : 14 th November, 2025									

C.J.GELATINE PRODUCTS LIMITED									
CIN-L24295MH1980PLC023206									
Regd. Office: Plot No. 237, Azad Nagar Rahivashi Sangh, Acharya Donde Marg, Sewree (W) Mumbai - 400015 (M.H.)Tel: 07480-423308, 423301									
Email: cjsecretarial@gmail.com + Web: http://www.cjgelatineproducts.com									
STATEMENT OF UNAUDITED STANDALONE FINANCIAL RESULTS FOR THE QUARTER AND HALF YEAR ENDED ON SEPTEMBER 30, 2025									
(Rs. in Lacs except EPS)									
Particulars	Quarter Ended			Half Year Ended			Year Ended		
	30/09/2025	30/06/2025	30/09/2024	30/09/2025	30/09/2024	31/03/2025			
	Unaudited	Unaudited	Unaudited	Unaudited	Unaudited	Audited			
1. Total Income from Operations (Net)	1208.585	843.634	1005.715	2052.218	1898.131	4128.773			
2. Net Profit / (Loss) for the period (before tax, exceptional and/or extraordinary items)	2.088	-15.528	-35.099	-13.441	-30.208	19.148			
3. Net Profit / (Loss) for the period before tax (after exceptional and/or extraordinary items)	2.088	-15.528	-33.599	-13.441	-30.208	19.148			
4. Net Profit / (Loss) for the period after tax (after exceptional and/or extraordinary items)	3.933	-13.855	-24.166	-9.922	-19.525	7.988			
5. Total Comprehensive Income for the period [Comprising Profit / (Loss) for the period (after tax) and other Comprehensive Income (after tax)]	3.933	-13.855	-24.166	-9.922	-19.525	2.328			
6. Paid-up Equity Share Capital	481.33	481.33	481.33	481.33	481.33	481.33			
7. Reserves (excluding Revaluation Reserve) as shown in the Audited Balance Sheet of the Previous Year (i.e. 31-03-2025)	-256.340								
8. Earnings per Share (of Rs.10/- each) (For Continuing & Discontinued Operations) Basic & Diluted:	0.082	-0.288	-0.502	-0.206	-0.406	0.048			
NOTE: The above is an extract of the detailed format of Quarterly and Half Yearly Financial Results filled with the BSE Ltd. (Formerly Bombay Stock Exchange) under Regulation 33 of the SEBI (Listing Obligations and Disclosures Requirements) Regulations, 2015. The full format of the said Financial Results are available on the website of respective Stock Exchange i.e., www.bseindia.com and on Company's website i.e., www.cjgelatineproducts.com									
For C.J.Gelatine Products Limited									
Sd/-									
Jaspal Singh									
Chairman & Managing Director									
DIN: 01406945									
Place: Mandideep									
Date : November 14, 2025									

<div></div> <div><div>HIND ALUMINIUM INDUSTRIES LTD.</div><div>(CIN: L28920MH1987PLC043472)</div><div>Regd. Office : B-1, Tulsi Vihar, Dr. A. B. Road, Worli Naka, Mumbai - 400 018.</div><div>Telephone: 022-40457100; E-mail: hind@associatedgroup.com; Website: www.investors.hindaluminiumindustries.in/</div></div>												
<div>EXTRACT OF UNAUDITED FINANCIAL RESULTS</div> <div>FOR THE QUARTER / HALF YEAR ENDED 30TH SEPTEMBER, 2025</div> <div>(Figures ₹ in Crores except EPS)</div>												
Particulars	Standalone						Consolidated					
	Quarter Ended			Half Year Ended		Year Ended	Quarter Ended			Half Year Ended		Year Ended
	30.09.2025	30.06.2025	30.09.2024	30.09.2025	30.09.2024	31.03.2025	30.09.2025	30.06.2025	30.09.2024	30.09.2025	30.09.2024	31.03.2025
	Unaudited	Unaudited	Unaudited	Unaudited	Unaudited	Audited	Unaudited	Unaudited	Unaudited	Unaudited	Unaudited	Audited
1 Revenue from Operation	2.62	1.06	0.36	3.68	0.61	3.07	2.62	1.06	0.36	3.68	0.61	3.07
2 Net Profit/(Loss) from the period (before Tax, Exceptional and/or Extraordinary items)	1.79	1.29	0.07	3.08	0.24	4.60	1.25	4.13	2.31	5.38	4.80	10.03
3 Net Profit/(Loss) from the period before Tax (after Exceptional and/or Extraordinary items)	1.79	1.29	0.07	3.08	0.24	4.60	1.25	4.13	2.31	5.38	4.80	10.03
4 Net Profit/(Loss) from the period after Tax (after Exceptional and/or Extraordinary items)	1.33	1.06	(1.18)	2.39	(1.13)	2.00	0.79	3.90	1.05	4.69	3.42	7.43
5 Total Comprehensive Income for the period [Comprising Profit/(Loss) for the period (after tax) and Other Comprehensive Income (after tax)]	1.31	1.08	(1.20)	2.39	(1.11)	2.01	0.77	3.92	1.04	4.69	3.44	7.44
6 Equity Share Capital	6.30	6.30	6.30	6.30	6.30	6.30	6.30	6.30	6.30	6.30	6.30	6.30
7 Other Equity						62.64						78.01
8 Earning Per Share (EPS) (before extraordinary items) (of ₹ 10/- each)												
Basic:	2.11	1.68	(1.87)	3.79	(1.79)	3.17	1.25	6.19	1.67	7.44	5.43	11.80
Diluted:	2.11	1.68	(1.87)	3.79	(1.79)	3.17	1.25	6.19	1.67	7.44	5.43	11.80

Notes:

The above is an extract of the detailed Unaudited Standalone and Consolidated financial results for the quarter/half year ended September 30, 2025 filed with BSE Limited under Regulation 33 of SEBI (Listing Obligations and Disclosure Requirement) regulations, 2015. The full format of the Unaudited Standalone and Consolidated financial results for the quarter/half year ended September 30, 2025 are available on the Stock Exchange website www.bseindia.com and on the Company's website <https://investors.hindaluminiumindustries.in/>



For Hind Aluminium Industries Limited

(Shailesh Daga)

Managing Director

DIN : 00074225

Place : Mumbai

Date : November 14, 2025

बाळू फोर्ज इंडस्ट्रिज लिमिटेड									
सीआयएन : एल२१००एमएच१८पीएलसी१५५३३ ५०६, ५वा मजला, एस्सीएल बिल्डिंग, ४५ लेडी गंगार रोड, अहमई (पु.) मुंबई, महाराष्ट्र-४०० ०१९. ईमेल आयडी : compliance@baluindustries.com, वेबसाईट : www.baluindustries.com									
३० सप्टेंबर, २०२५ रोजी संपलेले तिमाही आणि अर्धवार्षासाठी एकत्रित अलेखापरीक्षित वित्तीय निष्कर्षांचा उतारा									
अ. क्र.	तपशिल	एकत्रित (रु. लाखेमध्ये)			संपलेली तिमाही			संपलेले वर्ष	
		संपलेली तिमाही			संपलेले महा महिने			संपलेले वर्ष	
		अलेखापरीक्षित			अलेखापरीक्षित			लेखापरीक्षित	
१	प्रवर्तनातून एकूण उत्पन्न	३०,०९,२०२५	२३,४८७.४९	२२,५२३.२६	५३,७६८.११	४०,०१९.११	२४,०७६.०४	३१,०३३.२०२५	
२	कालावधीकरिता निव्वळ नफा/(तोटा) (कर, अपवादाल्मक आणि/किंवा अन्य साधारण बाबींप्रती)	७,९९२.१२	७,००३.८८	६,३८०.२७	१६,९९६.००	१०,४२३.१४	२५,३९९.२६		
३	कर पूर्व कालावधीकरिता निव्वळ नफा/(तोटा) (अपवादाल्मक आणि/किंवा अन्य साधारण बाबीं पर्यंत)	७,९९२.१२	७,००३.८८	६,३८०.२७	१६,९९६.००	१०,४२३.१४	२५,३९९.२६		
४	कोरोर कालावधीकरिता निव्वळ नफा/(तोटा) (अपवादाल्मक आणि/किंवा अन्य साधारण बाबीं पर्यंत)	६,५०३.६३	५,७०२.६९	४,७९९.५२	१२,२०६.३२	८,०६७.६५	२०,३८५.५४		
५	कालावधीकरिता एकूण सर्वसाधारण उत्पन्न (कालावधीकरिता नफा/(तोटा) (कोरोर) आणि इतर सर्वसाधारण उत्पन्न (कोरोर) समाविष्ट)	६,९३२.०९	५,६८५.७२	४,८१६.२०	१२,६९७.७२	८,२२८.५०	२०,५६७.९९		
६	समभाग भांडवल	११,३९९.१९	११,३९९.१९	१०,९४४.९९	११,३९९.१९	१०,९४४.९९	१४,४०६.६९		
७	मागील वर्षाच्या लेखापरीक्षित ताळेबंदीत दर्शितव्याप्रमाणे राखीव (पुनर्मूल्यांकन राखीव वगळून)						१४,४०६.८८		
८	प्रति समभाग प्राप्ती (खंडीत आणि अखंडित परितंत्रितासाठी) -								
१. मूलभूत :		६.०८	५.०४	४.५५	१०.७६	७.७०	११.२४		
२. सौम्यिकृत :		५.९१	४.८९	४.२६	१०.२६	७.७९	१०.३८		
टीप : १ रेग्युलेशन ४०(१)(बी)च्या अनुसार अखिल वित्तीय निष्कर्षांचे अखिरिक माहिती									
१	प्रवर्तनातून एकूण उत्पन्न	१७,०२०.२९	१५,२०६.६०	१५,९८७.५५	३२,२२६.८९	२८,४०५.८३	६१,५९९.०८		
२	कालावधीकरिता निव्वळ नफा/(तोटा) कर पूर्व	५,०४६.२२	४,७०५.५०	४,७७२.७७	९,७५१.७२	७,९५३.२३	१८,४०६.६९		
३	कोरोर कालावधीकरिता निव्वळ नफा/(तोटा)	३,५७७.७३	३,४०४.३१	३,१९२.०२	६,९६२.०४	५,५१७.७४	१३,४२३.६९		
टीप : १. लेखापरीक्षा समितीने वरील वित्तीय निष्कर्षांचे पुनरावलोकन केले आहे आणि विश्वास केला आहे आणि नोव्हेंबर १४, २०२५ रोजी झालेल्या संचालक मंडळाच्या बैठकीत मंजूर करण्यात आले आणि अखिर अखिर घोषणा आले.									
२. आयकरनुसार सेबी (लिस्टिंग अँड अडर डिस्क्लोजर रिव्हायर्समेंट) रेग्युलेशन, २०१५ अंतर्गत माहिती पुनरावलोकन केल्याने लेखापरीक्षांकडून पूर्ण केले आहे.									
३. वरील सेबी (स्टॉक अँड अडर डिस्क्लोजर रिव्हायर्समेंट) नियमवली, २०१५ च्या नियम ३३ अंतर्गत स्टॉक एक्सचेंजकडे दाखल केलेल्या तिमाही निष्कर्षांचे तपासिलेले विवरणावर स्वतःच्या एक उतारा आहे. तिमाही निष्कर्षांचे संपूर्ण स्वतःच्या स्टॉक एक्सचेंजकडे वेबसाइट आणि सूचीबद्ध भटकनर उपलब्ध आहे. म्हणजेच www.bseindia.com, www.seindia.com आणि www.baluindustries.com									
बाळू फोर्ज इंडस्ट्रिज लिमिटेडसाठी									
सही/- जयपालसिंग चांडोकर ज्यवस्थापकीय संचालक डीआयएन : ००८१३२१८									
ठिकाण : मुंबई दिनांक : १४ नोव्हेंबर, २०२५									

युटीक एंटरप्रायजेस लिमिटेड									
नों. कार्यालय : ६०३ लोहा सुग्रीम, ४५३ सेनापती बापट मार्ग, लोअर पार्ले, मुंबई - ४०० ०१३ सीआयएन : एल५२१०एमएच१८पीएलसी०३७७६७ टू : ९१४२२-४६१९ ८१७२, ईमेल : info@utique.in / www.utique.in									
३० सप्टेंबर, २०२५ रोजी संपलेल्या तिमाही आणि अर्ध वर्षासाठी अलेखापरीक्षित वित्तीय निष्कर्षांचा उतारा									
(प्रति समभाग माहिती वागळून रु. लाखाने)									
तपशील	संपलेली तिमाही			संपलेले अर्ध वर्ष			संपलेले वर्ष		
	३०.०९.२०२५ अलेखापरीक्षित	३०.०६.२०२५ अलेखापरीक्षित	३०.०९.२०२४ अलेखापरीक्षित	३०.०९.२०२५ अलेखापरीक्षित	३०.०९.२०२४ अलेखापरीक्षित	३०.०९.२०२४ अलेखापरीक्षित	३०.०९.२०२५ अलेखापरीक्षित	३०.०९.२०२४ अलेखापरीक्षित	३०.०९.२०२४ अलेखापरीक्षित
प्रवर्तनातून एकूण महसूल/उत्पन्न	३,३७६.४३	२,९६३.३१	२,५९६.७१	५,५३९.७४	६,३७५.६६	१०,५६९.६३			
कालावधीसाठी करपूर्व नफा/(तोटा)	(६५.३०)	१६५.७०	२१७.०९	१००.६७	२३३.८७	३०२.५५			
कालावधीसाठी कर पश्चात नफा/(तोटा)	(५१.३६)	१२२.५१	१३५.८९	७९.१५	१४६.९८	४९.३७			
कालावधीसाठी एकूण सर्वसाधारण उत्पन्न (कालावधीसाठी नफा/(तोटा) (कोरोर) आणि इतर सर्वसाधारण उत्पन्न (कोरोर) घटून)	(१५३.२७)	३३०.४८	२३३.४३	१७७.२१	३९२.४४	२०.२६			
मरणा झालेले समभाग भांडवल (दर्शनी मूल्य रु. १० प्रति समभाग)	५,५६७.०१	५,५६७.०१	५,५६७.०१	५,५६७.०१	५,५६७.०१	५,५६७.०१			
राखीव (ताळेबंदीनुसार पुनर्मूल्यांकित राखीव वगळून)	-	-	-	-	-	-			
प्रति समभाग प्राप्ती (ईपीएस) (प्रत्येकी रु. १० चे दर्शनी मूल्य) (अवार्शिक)	(०.०९)	०.२२	०.२४	०.१३	०.२६	०.०९			
१. मूलभूत :	(०.०९)	०.२२	०.२४	०.१३	०.२६	०.०९			
२. सौम्यिकृत :	(०.०९)	०.२२	०.२४	०.१३	०.२६	०.०९			
टीप : १. त्यांना तुलना योग्य करण्यासाठी आवश्यकतेनुसार मागील कालावधी/वर्षासाठीच्या आकडेवारीची पुनर्रचना/पुनर्रचना केले आहे.									
२. कंपनी मासिकता प्राप्त एक्सचेंजसुद्धा वार मूल्यवान धातूच्या सर्वसाधारण व्यापार आणि डिवायन्डेटिव्हमध्ये व्यापार च्या व्यवसायात आहेत आणि म्हणून डिवायन्डेटिव्ह अकाउंटिंग स्टॅण्डर्ड "प्रवर्तन विभाग" (इंड एस १०९) नुसार वेगळे अहवाल योग्य विभाग नाही.									
३. १४ नोव्हेंबर, २०२५ रोजी झालेल्या त्यांच्या संवधि बैठकीमध्ये वरील निष्कर्षांना लेखा परीक्षण समितीने पुनर्विलोकित केले आणि संचालक मंडळाने मंजूर केले. कंपनीच्या वैधानिक लेखापरीक्षांनी उपरोक्त निष्कर्षांचे मर्यादित पुनर्विलोकन केले आहे.									
संचालक मंडळाच्या वतीने आणि करिता जे. आर. के. सर्मा पूर्ण वेळ संचालक									
ठिकाण : मुंबई दिनांक : १४ नोव्हेंबर, २०२५									

CHORDIA FOOD PRODUCTS LIMITED

Regd. Off: Plot No. 399 & 400, Survey No. 398, Village Sangvi-Shirwal,
Tal. Khandala, Dist. Satara - 412 801.

Email Id: cs.cfpl@gmail.com Website: www.chordiafoods.com

CIN: L15995PN1982PLC026173 Contact no: 7028257001

(₹ in lakh)

EXTRACT OF UNAUDITED FINANCIAL RESULTS FOR THE QUARTER ENDED 30TH SEPTEMBER 2025


Sr No.	Particulars	Quarter ended on 30-09-2025 (Unaudited)	Half Year Ended 30-09-2025 (Audited)	Corresponding quarter ended 30-09-2024 (Unaudited)
1	Total Income from operations	93.57	183.61	80.80
2	Net Profit / (Loss) for the period (before tax, exceptional and/or extraordinary item)	19.70	45.61	20.03
3	Net Profit / (Loss) for the period before tax (after exceptional and/ or Extraordinary items)	19.70	45.61	20.03
4	Net Profit / (Loss) for the period after tax (after exceptional and/ or Extraordinary items)	13.76	34.13	14.64
5	Total comprehensive income for the period [(comprising profit/loss for the period (after tax) and other comprehensive income (after tax)]	13.76	34.13	14.64
6	Equity Share Capital	403.00	403.00	403.00
7	Reserves (excluding Revaluation Reserve as shown in the Audited Balance Sheet of previous year)	-	-	-
8	Earnings Per Share (of Rs. 10/- each) (for continued / discontinued operations) Basic /diluted (Rs.)	0.34	0.85	0.36

Note: 1)The above is an extract of the detailed format of the Unaudited Financial Results of M/s Chordia Food Products Limited for the Quarter ended and half year ended 30th September 2025 filed with BSE Ltd under Regulation 33 of the SEBI (Listing Obligations and Disclosure Requirements) Regulations 2015. The full format of the same is available on the website of BSE Ltd at www.bseindia.com and at Company's website at www.chordiafoods.com.

2) For detailed notes refer full financial results available on website

For Chordia Food Products Ltd.
sd/-
Pradeep Chordia
Chairman & Managing Director
DIN: 00389681

Place : Pune
Date : 14th November, 2025



Registered Office: 202-Tower A, Peninsula Business Park, Senapati Bapat Marg, Lower Parel, Mumbai - 400 013, Maharashtra, India.

Website: www.vibrantglobalgroup.com; (e): investor@vibrantglobalgroup.com; CIN: L65900MH1995PLC093924

EXTRACT OF UNAUDITED FINANCIAL RESULTS FOR THE QUARTER & HALF YEAR ENDED SEPTEMBER 30, 2025

₹ in lakhs


Particulars	Standalone						Consolidated					
	Quarter ended			Half Year ended		Year ended	Quarter ended			Half Year ended		Year ended
	30-09-2025	30-06-2025	30-09-2024	30-09-2025	30-09-2024	31-Mar-25	30-09-2025	30-06-2025	30-09-2024	30-09-2025	30-09-2024	31-Mar-25
	(Reviewed)	(Reviewed)	(Reviewed)	(Reviewed)	(Reviewed)	(Audited)	(Reviewed)	(Reviewed)	(Reviewed)	(Reviewed)	(Reviewed)	(Audited)
Total Income	590.64	954.11	793.36	1,544.75	2,915.47	2,165.10	6,447.75	4,157.62	8,190.15	10,605.37	15,593.82	28,242.83
Net Profit / (Loss) for the period (before Tax, Exceptional and/or Extraordinary items)	460.96	789.72	745.16	1,250.68	2,314.42	1,138.30	267.43	709.25	736.57	976.68	2,363.09	221.26
Net Profit / (Loss) for the period before tax (after Exceptional and/or Extraordinary items)	460.96	789.72	745.16	1,250.68	2,314.42	1,138.30	267.43	709.25	736.57	976.68	2,363.09	221.26
Net Profit / (Loss) for the period after tax (after Exceptional and/or Extraordinary items)	344.88	607.01	453.91	951.89	1,818.87	786.38	175.84	534.41	505.50	710.25	1,891.95	-46.99
Total Comprehensive Income for the period [Comprising Profit / (Loss) for the period (after tax) and Other Comprehensive Income (after tax)]	343.65	605.77	453.66	949.43	1,818.35	791.30	175.70	534.28	507.71	709.98	1,896.37	-37.68
Equity Share Capital (Nos. of INR 10 each)	2,29,07,380	2,29,07,380	2,29,07,380	2,29,07,380	2,29,07,380	2,29,07,380	2,29,07,380	2,29,07,380	2,29,07,380	2,29,07,380	2,29,07,380	2,29,07,380
Earnings Per Share (of INR 10 each) Basic & Diluted	1.50	2.64	1.98	4.14	7.94	3.45	0.77	2.33	2.22	3.10	8.28	-0.16

Notes:

The above is an extract of the detailed format of Financial Results filed with BSE Limited under Regulation 33 of SEBI (Listing Obligations and disclosure requirements), Regulation, 2015. The complete format of Financial Results are available on the website of BSE Limited (www.bseindia.com) and on the website of our Company (www.vibrantglobalgroup.com).

For and on behalf of Board of Directors

of VIBRANT GLOBAL CAPITAL LIMITED



Click here to view Financial Results

Place : Mumbai

Dated : 24 November, 2025

VINOD GARG

MANAGING DIRECTOR

DIN : 00152665