

November 10, 2025

To,
Department of Corporate Services
BSE Limited
25th Floor, P. J. Towers,
Dalal Street,
Mumbai – 400 001

To,
Listing Department
National Stock Exchange of India Limited
Exchange Plaza, C-1, Block G,
Bandra Kurla Complex, Bandra (E),
Mumbai - 400 051

Security Code: 543590

Security ID: RHETAN

Sub: Outcome of Board Meeting held on November 10, 2025

Dear Sir/ Madam,

This is to inform you that the Board of Directors of the Company in its meeting held on today i.e. **Monday, November 10, 2025** from 04:00 P.M. to 04:15 P.M. at the Registered Office of the Company inter alia, has;

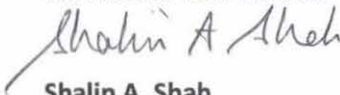
1. Considered and approved the Unaudited Financial Results for the Quarter and half year ended September 30, 2025 along with Limited Review report thereon, pursuant to Regulation 33 of SEBI (Listing Obligations and Disclosure Requirements) Regulations 2015.
2. Appointed Mr. Swapnil Sharad Shimpi (DIN: 10469352), as an Additional Director (Independent Director Category) w.e.f. Monday, 10th November, 2025 for a period of 5 (five) years subject to regularization by the shareholders at the ensuing general meeting.

Please take the above on your records.

Thanking You.

Yours faithfully,

For Rhetan TMT Limited



Shalin A. Shah
Managing Director
DIN: 00297447



Encl: As above

Limited review report on the Un-audited Financial Results for the quarter ended 30th September, 2025, pursuant to the Regulation 33 of the SEBI (Listing Obligation and Disclosure Requirements) Regulations, 2015

To,
The Board of Directors,
Rhetan TMT Limited
Ahmedabad

We have reviewed the accompanying statement of Un-audited Financial Results of **Rhetan TMT Limited** ("the Company") for the quarter ended 30th September, 2025, ("the Statement") attached herewith, being submitted by the Company pursuant to the requirement of Regulation 33 of SEBI (Listing Obligation and Disclosure Requirements) Regulations, 2015, as amended.

This statement is the responsibility of the Company's Management and approved by the Board of Directors, has been prepared in accordance with the recognition and measurement principles laid down in the Indian Accounting Standard 34 "Interim Financial reporting" ("Ind AS 34"), prescribed under Section 133 of the Companies Act, 2013 read with relevant rules issued there under and other accounting principles generally accepted in India read with the Circular. Our responsibility is to issue a report on the financial statements based on our review.


We conducted our review of the statement in accordance with the Standard on Review Engagement (SRE) 2410, "Review of interim Financial information performed by the Independent Auditor of Entity" issued by the Institute of Chartered Accountants of India. This standard requires that we plan and perform the review to obtain moderate assurance as to whether the financial statements are free of material misstatement. A review is limited primarily to inquiries of Company personnel and analytical procedures, applied to financial data and thus provides less assurance than an audit. We have not performed an audit and accordingly, we do not express an audit opinion.

Based on our review conducted as above, nothing has come to our attention that causes us to believe that the accompanying statement prepared in accordance with applicable accounting standards as notified under the Companies (India Accounting Standards) Rules, 2015 as specified in Section 133 of the Companies Act 2013, read with relevant rules issued thereunder and other recognized accounting practices and policies has not disclosed the information required to be disclosed in terms of Regulation 33 of the SEBI (Listing Obligations and Disclosure Requirements) Regulations, 2015, as amended including the manner in which it is to be disclosed, or that it contains any material misstatement.

Place: Ahmedabad
Date: 10th November, 2025.



For, G M C A & CO.
Chartered Accountants
FRN: 109850W



CA. Amin G. Shaikh
Partner

Membership No: 108894

UDIN: 25108894BMKPDC5034

RHETAN TMT LIMITED

Registered Office: 7th Floor, Ashoka Chambers, Rasala Marg, Mithakhali Six Road, Ahmedabad 380 006.

CIN : L27100GJ1984PLC007041

UNAUDITED FINANCIAL RESULTS FOR THE QUARTER ENDED SEPTEMBER 30, 2025.

(Rs. in Lakh Except Per Share Data)

Particulars	Quarter Ended			Six Month Ended		Year Ended
	30/09/2025	30/06/2025	30/09/2024	30/09/2025	30/09/2024	31/03/2025
	Unaudited	Unaudited	Unaudited	Unaudited	Unaudited	Audited
1 Income From Operations						
(a) Revenue From Operations	475.77	503.56	494.76	979.33	2429.41	3716.48
(b) Other Income	245.07	67.73	0.36	312.80	0.61	342.83
Total Income	720.84	571.29	495.12	1292.13	2430.02	4059.31
2 Expenses						
(a) Cost Of Materials Consumed	390.70	365.63	437.77	756.33	1939.60	3629.22
(b) Purchase Of Stock-In-Trade	0.00	0.00	0.00	0.00	0.00	0.00
(c) Increase/Decrease in inventories of FG, WIP and stock-in-trade	-74.25	-115.92	-281.85	-190.17	-264.34	-648.46
(d) Employee Benefits Expense	29.72	28.51	20.30	58.23	52.97	103.37
(e) Finance Cost	37.67	38.52	40.10	76.19	78.74	156.02
(f) Depreciation And Amortisation Expense	13.98	13.97	23.72	27.95	48.48	58.84
(g) Other Expenses	19.98	164.78	6.04	184.76	224.69	234.23
Total Expenses	417.80	495.49	246.08	913.29	2080.14	3533.22
Profit/(loss) before exceptional items and tax (1-2)	303.04	75.80	249.04	378.84	349.88	526.09
3 Exceptional Items	0.00	0.00	0.00	0.00	0.00	0.00
5 Profit/(Loss) before Extraordinary Items (3-4)	303.04	75.80	249.04	378.84	349.88	526.09
6 Extraordinary Items	0.00	0.00	0.00	0.00	0.00	0.00
7 Profit/(Loss) before tax (5-6)	303.04	75.80	249.04	378.84	349.88	526.09
8 Tax Expense						
(a) Current tax	27.90	0.00	21.82	27.90	41.99	58.18
(b) Deferred tax	-12.20	0.00	0.00	-12.20	0.00	-26.99
Total Tax Expenses	15.70	0.00	21.82	15.70	41.99	31.19
9 Profit / (Loss) for the period from continuing	287.34	75.80	227.22	363.14	307.89	494.90
10 Profit (Loss) from discontinuing operations	0.00	0.00	0.00	0.00	0.00	0.00
11 Tax Expense of discontinuing operations	0.00	0.00	0.00	0.00	0.00	0.00
12 Profit (Loss) from discontinuing operations (after	0.00	0.00	0.00	0.00	0.00	0.00
13 Other Comprehensive Income						
A(i) Items that will not be reclassified to profit or	0.00	0.00	0.00	0.00	0.00	0.00
(ii) Income tax relating to items that will not be	0.00	0.00	0.00	0.00	0.00	0.00
reclassified to profit or loss						
B (i) Items that will be reclassified to profit or loss	0.00	0.00	0.00	0.00	0.00	0.00
ii) Income tax relating to items that will be	0.00	0.00	0.00	0.00	0.00	0.00
reclassified to profit or loss						
Other Comprehensive Income for the period	0.00	0.00	0.00	0.00	0.00	0.00
14 Total Comprehensive Income for the period	287.34	75.80	227.22	363.14	307.89	494.90
Paid-up equity share capital (Face value of Rs 1/- each)*						
15	7968.75	7968.75	7968.75	7968.75	7968.75	7968.75
16 Other Equity	-	-	-	1792.80	1242.65	1429.65
Earnings Per Share (before exceptional items) (not						
17 annualised):						
(a) Basic	0.04	0.01	0.03	0.05	0.04	0.06
(b) Diluted	0.04	0.01	0.03	0.05	0.04	0.06
18 Earnings Per Share (after exceptional items) (not						
(a) Basic	0.04	0.01	0.03	0.05	0.04	0.06
(b) Diluted	0.04	0.01	0.03	0.05	0.04	0.06

Notes:

1) The above financial results have been reviewed by the Audit Committee and approved by the Board of Directors in their meeting held on November 10, 2025. The Limited Review under Regulation 33 of the SEBI (Listing Obligations and Disclosure Requirements) Regulations, 2015 has been carried out by the statutory auditors. The Limited Review Report does not contain any observation which could have an impact on the results for the quarter ended September 30, 2025

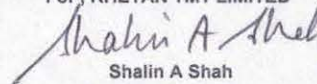
2) The Equity Shares of the Company has been listed and admitted to dealings on Main Board of National Stock of India Limited with effect from 26th September, 2025 under the symbol of "RHETAN

3) The Company has first time adopted Indian Accounting Standards ("Ind AS") from 1st April, 2024 and accordingly these results has been prepared in accordance with the recognition and measurement principles laid down in the Ind AS 34, Interim Financial Reporting prescribed under Section 133 of the Companies Act, 2013 read with the relevant rules issued thereunder and other accounting pronouncements generally accepted in India.

4) The Company operates in single segment i.e. manufacturing of TMT Bars activities.

5) Previous Year/Period figures are regrouped and rearranged, whenever found necessary

For, RHETAN TMT LIMITED



Shalin A Shah
Managing Director
DIN: 00297447



Date : 10/11/2025

Place: Ahmedabad

RHETAN TMT LIMITED

STATEMENT OF UNAUDITED ASSETS AND LIABILITIES

(Rs.in Lakh)

Particulars		As at 30/09/2025	As at 31/03/2025
A	ASSETS		
1	Non-current Assets		
(a)	Property , Plant and Equipment	1602.91	1,630.86
(b)	Other Intangible assets	-	-
(c)	Capital work in progress	176.18	150.01
(d)	Intangible assets under development	-	-
(e)	Financial Assets :		
(i)	Investments	299.08	299.08
(ii)	Deferred tax assets (Net)	-	-
(iii)	Loans	294.79	395.80
(f)	Other non-current assets	414.82	404.57
	Sub-total - Non-current Assets	2,787.78	2,880.32
2	Current Assets		
(a)	Inventories	4,259.20	3,988.77
(b)	Financial Assets :		
(i)	Investments	-	-
(ii)	Trade Receivables	2346.03	2283.21
(iii)	Cash and Cash Equivalents	29.66	29.78
(iv)	Loans	-	-
(v)	Other Financial Assets	-	-
(c)	Other current assets	4962.62	3,168.36
	Sub-total - Current Assets	11,597.52	9,470.12
	TOTAL - ASSETS	14,385.30	12,350.42
B	EQUITY AND LIABILITIES		
	Shareholders' Funds		
(a)	Share Capital	7968.75	7968.75
(b)	Other Equity	1,792.80	1,429.65
	Sub-total - Equity	9761.55	9398.40
1	Liabilities		
	Non-current Liabilities		
(a)	Financial Liabilities :		
(i)	Borrowings	2,566.98	748.22
(b)	Deferred Tax Liabilities (Net)	57.04	69.24
(c)	Provisions	-	-
(d)	Other Non - Current Liabilities	-	-
	Sub-total - Non-current liabilities	2,624.03	817.46
2	Current Liabilities		
(a)	Financial Liabilities :		
(i)	Borrowings	1500.11	1,452.41
(ii)	Trade Payables	-	-
	(i) Total outstanding dues to Micro and Small Enterprises	-	-
	(ii) Total outstanding dues of creditors other than Micro and Small Enterprises	265.49	464.01
(iii)	Other Financial Liabilities	146.54	158.45
(b)	Provisions	87.58	59.68
(c)	Other Current Liabilities	-	-
(d)	Current Tax Liabilities (Net)	-	-
	Sub-total - Current Liabilities	1,999.72	2,134.55
	TOTAL - EQUITY AND LIABILITIES	14,385.30	12,350.42



RHETAN TMT LIMITED

UNAUDITED CASH FLOW STATEMENT FOR THE HALF YEAR ENDED 30 SEPTEMBER, 2025

(Rs.in Lakhs)

Particulars	01-04-2025 to 30-09-2025	01-04-2024 to 31-03-2025
A. CASH FLOWS FROM OPERATING ACTIVITIES :		
Net Profit before tax as per Profit & Loss Account	378.84	526.09
Adjustment for :	-	-
Depreciation	27.95	58.84
Finance Cost	76.19	156.02
Interest Income	(312.53)	(1.21)
Preliminary Expenses Written Off	-	-
Items that will not be reclassified to profit or loss	-	-
Operating Profit before Working Capital Changes	170.45	739.74
Working Capital Changes	-	-
Adjustment for	-	-
Trade Payables	(198.52)	40.17
Inventories	(270.43)	(554.64)
Trade Receivables	(62.82)	26.71
Other non current assets	(10.25)	(236.37)
Long Term Borrowing	1818.76	624.57
Other current Assets	(1,794.26)	107.60
Other Current Liabilities	(11.91)	(130.49)
Short term provisions	27.90	(61.71)
Non Current Liabilities	-	-
Net Changes in Working Capital	(501.53)	(184.15)
Cash Generated from operations	(331.08)	555.59
Cash Flow from Exceptional Claim	-	-
Direct Tax Paid During the Year (Net off Refund Received)	(27.90)	(58.18)
NET CASH FROM OPERATING ACTIVITIES	(358.98)	497.41
B. CASH FLOWS FROM INVESTING ACTIVITIES :		
Long Term Loans and Advances	101.00	(67.93)
Other Investments	-	(215.70)
Sale of Property Plant & Equipment	-	-
Purchase of Property Plant & Equipment	(26.17)	(152.02)
NET CASH FLOW FROM INVESTING ACTIVITIES	74.83	(435.65)
CASH FLOWS FROM FINANCING ACTIVITIES :		
Interest Income	312.53	1.21
Proceed from Short term borrowings	47.70	-2.48
Long Term Loan And Advances	-	0
Issue of Share Capital	-	-
Finance Cost	(76.19)	(156.02)
Proceed from Unsecured Loan	-	-
NET CASH FROM FINANCING ACTIVITIES	284.03	-157.29
NET INCREASE/(DECREASE) IN CASH AND CASH EQUIVALENTS	(0.12)	(95.53)
CASH AND CASH EQUIVALENTS AT THE BEGINNING OF THE YEAR	29.78	125.31
CASH AND CASH EQUIVALENTS AT THE END OF THE YEAR	29.66	29.78

