RENAISSANCE GLOBAL LIMITED
(FORMERLY RENAISSANCE JEWELLERY LIMITED)
CIN.: L36911MH1989PLC054498
REGD. OFFICE / UNIT I : PLOT NO. 36A & 37, SEEPZ, ANDHERI (E), MUMBAI 400 096.
TEL. : 022-4055 1200 | FAX : 022-2829 2146 | WEB: www.renaissanceglobal.com

Ref. No.: RGL/S&L/2021/10

February 18, 2021

Bombay Stock Exchange Limited Listing Department Phiroze Jeejeebhoy Towers Dalal Street, Fort, Mumbai – 400 001	**National Stock Exchange of India Ltd.** Exchange Plaza, Plot no. C/1, G Block, Bandra Kurla Complex, Bandra (East), Mumbai - 400 051

Sub.: Investor Presentation.

Dear Sir

We are reloading the updated Corporate Presentation for the benefit of our investors.

We request you to upload the same under the suitable section of your website.

Thanking you,

Yours faithfully,
For **Renaissance Global Limited**

G. M. Walavalkar
VP – Legal & Company Secretary

Encl.: As Above

RENAISSANCE GLOBAL LIMITED

INVESTOR PRESENTATION



Discussion Summary

1. Company Overview
2. Business Strategy & Outlook
3. Annexure

Our Brands

Enchanted Disney FINE JEWELRY

Hallmark DIAMONDS moments

Disney TREASURES FINE JEWELRY COLLECTION

IRASVA Your jewellery story

A Renaissance Global Alliance

To experience our collection, visit the flagship store: Kundamal House, 67 Hughes Road, Mumbai - 400007 | Toll free no: 1800 419 4018 | Email: flagshipmumbai@irasva.com

Also available at www.irasva.com
Follow us on irasvajewellery

'Enchanted Disney Fine Jewelry' is the perfect marriage of romance of Disney and the lasting beauty of fine jewelry. The timelessly elegant designs subtly evoke the love, adventure, happiness and magic of the fairy tales loved by millions.

Enchanted
Disney FINE JEWELRY

Hallmark, founded in 1910 is a well known greeting card company. Its vision is to create a more emotionally connected world. Our Hallmark branded jewellery helps individuals celebrate the special moments in their lives.

Hallmark
DIAMONDS
moments



We have launched our brand 'Irasva' in the Indian market in May 2019. Irasva's gold and diamond jewellery is a confluence of two shared ideologies that the modern woman lives by, a love for self and a love for expression.

IRASVA
Your jewellery story

Disney Treasures Fine Jewelry invites you on a journey to celebrate the hidden values of your beloved Disney Classic films. From family, friendship, romance, adventure, and triumph, discover what you treasure most in life with Disney Treasures Fine Jewelry

Disney
TREASURES
FINE JEWELRY COLLECTION

Largest Supplier of Branded Jewellery To Leading Global Retailers

India's Largest Exporter of Gem-Set Jewellery

- GJPEC Award for "Largest Exporter of Studded Metal Jewellery" for 8th time in 2018
- 3.4 Mn pieces of jewellery sold in FY20,
- Robust manufacturing (166,000 sq. ft., 2,916 employees)

Strong Design Capabilities

- ~95% of sales based on in-house designs
- ~12,000 new designs developed in FY 2019
- 151 member design team based in US, UK, Hong Kong, Dubai & Mumbai
- Strong R&D to drive product innovation

Acquisition Strategy

- Track record of successful acquisitions
- Expansion of product portfolio and geographies via strategic acquisitions
- Opportunities continue to be available due to market turmoil

Robust Financials *

- Total Revenues, EBITDA & PAT of Rs 25,018 Mn, Rs 1,708 Mn & Rs 922 Mn in FY20
- Low leverage: Net Debt / Equity – 0.52
- Return Ratios: ROE: 13.5%

Global Marketing Presence

- Dedicated in-house marketing across key markets in USA, UK & Middle East
- Signed an agreement with Lao Feng Xiang, second largest retailer in China for distribution of Enchanted Disney Fine Jewelry

Focus on Licensed Brands

- Licensing agreement with Disney for 'Enchanted Disney Fine Jewelry', 'Disney Treasures ' and 'Disney Jewels ' brands & 'Heart of Hallmark Diamonds ' jewellery collections
- Branded jewellery sales to bring significant value addition, higher margins & profitability

Marquee Clientele

- Amazon, Argos, Helzberg, J.C Penney, Malabar Gold, Signet, Wal-Mart
- Diversified Customer Base

* FY19 Financials

State-Of-The-Art Manufacturing Facilities With Highly Skilled Workforce

- Robust manufacturing setup in 166,000 sq. ft. across 8 manufacturing facilities with 2,916 skilled employees
- Global standard manufacturing technologies including Casting, CNC Machining and 3D Printing
- Each piece of jewellery is manufactured as per customer requirements, backed by strong internal processes
- Right balance between full time and contractual manpower, resulting in cost savings during the off season
- Customized ERP solution for effective monitoring and efficient inventory management

Mumbai (across all 6 units)
Area: 95000 sq ft
Manpower: 1312

Bhavnagar
Area: 65,000 sq ft
Manpower: 1512

Dubai
Area: 6000 sq ft
Manpower: 92

Manufacturing Facilities in Maharashtra & Gujarat

Global Marketing Presence To Serve Key Jewellery Markets

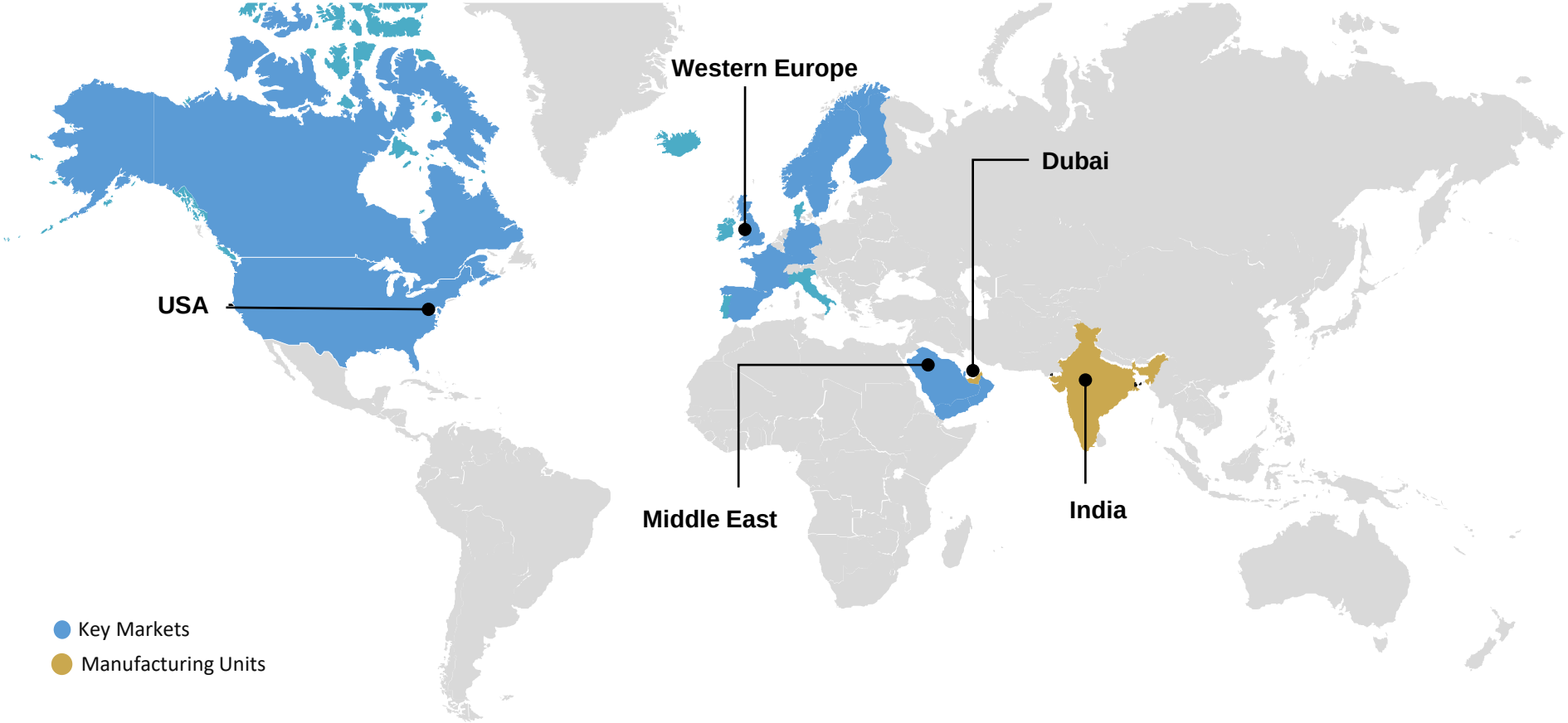

Preferred Partner to Marquee Global Retailers Across The World

- 50+ Customers Across USA, UK & Middle East
- 10+ Year Relationships with Top 10 Customers
- Diversified Customer Base
- Minimal Credit Risk Due to Stable Clientele & Disciplined Credit Terms

E-Commerce/ Television	Specialty Jewellers	Multi-Brand Retailers
amazon	SIGNET JEWELERS	Walmart
QVC	RIDDLE'S JEWELRY	Argos
jewelry television	REEDS Jewelers	macy's
	H.SAMUEL	
	PEOPLES THE DIAMOND STORE	
	HELZBERG DIAMONDS	
	CHARM DIAMOND CENTRES	
	Fred Meyer Jewelers	
	MALABAR GOLD & DIAMONDS	
	KAY JEWELERS Every kiss begins with Kay.	
	ZALE CORPORATION	
	Joyalukkas	

RENAISSANCE
GLOBAL LIMITED

BUSINESS STRATEGY & OUTLOOK

Business Strategy & Outlook

Increasing Sales Of Licensed Brands In Existing Markets

- Grow branded jewellery sales through Disney and Hallmark licensing agreements, leading to increased customer wallet share and market penetration
- Expand new established brands like Disney Treasures and Disney Jewels in the existing markets

Expanding Licensed Brand Sales In New Geographies

- Introduce wide range of Enchanted Disney Fine Jewelry in new markets where there is strong Disney brand recognition
- Launch Hallmark Diamonds in new markets

Continued Focus on New Product Development and Innovation

- Expand gold Jewellery portfolio in Middle East by introducing new technologies including 3D printing
- Introduce new product categories including wedding bands in the US and then replicate across other geographies

Inorganic Growth To Accelerate Growth in New Products & New Markets

- Aggressively pursue suitable acquisitions, new brand licenses for product expansion and geographical expansion opportunities
- Leverage strong balance sheet position for faster growth

Playbook of Strong Strategies

Increase the awareness of our brands

We intend to increasingly invest in and evolve marketing programs through a variety of media designed to build awareness of our brands

Keep renewing and enhancing our product offerings

RGL's product development strategy is to accelerate the introduction of new design collections, and/or expand certain existing collections annually, all of which are intended to appeal to existing and new customers.

Strengthen our competitive position in key markets

While we enjoy a strong reputation and large customer base, it encounters significant competition. By focusing on enhanced product development, the Company's objective is to become a supplier of choice to its key customers.

Cultivate an efficient operating Model

The Company is focused on improving its business operations through new systems, more effective processes and cost restraint, to drive margin growth.

Create an agile organization to Succeed

Ability to quickly respond to changing customer requirements is the key to success. The management strives to motivate and develop employees with core competencies needed to achieve its objectives.

Improve operating margins

RGL's long-term objective is to improve gross margins, realising greater efficiencies in its product supply chain and adjusting selling prices when appropriate. These efforts are intended to generate a higher rate of operating earnings growth relative to sales growth

Improve inventory, other asset productivity and cash flow

RGL's long-term objective is to maintain inventory growth at a rate less than sales growth, with greater focus on efficiencies in product sourcing and manufacturing while optimising store inventory levels within India

Strengthen employee engagement and building capabilities

Our team is key to accomplishing the company's transformation goals. RGL has hired and promoted several executives to fill key leadership roles, and is investing in building e-commerce, analytics and innovation capabilities.

Acquisitions

RGL plans to actively consider further acquisitions of brands or distribution companies in areas where it believes geographic, demographic and market conditions are favourable for its core business and where the target business is complementary to existing business.

Organic & Inorganic Growth

Vogue DMCC

- Renaissance Jewellery DMCC acquired Vogue DMCC in 2016.
- Vogue DMCC specialises in manufacturing and wholesaling of plain gold jewellery in the Middle East.
- Renaissance leveraged the Vogue DMCC distribution network to expand sales of Renaissance products in the GCC markets.

Jay Gems Inc

- Renaissance acquired Jay Gems Inc in 2018 for USD 25.62 million
- Jay Gems has been in existence for 25 years, focused on diamond jewellery, and generated revenues of USD 79.5 Mn in 2017
- Jay Gems has the exclusive “Enchanted Disney Fine Jewelry” license.
- The acquisition expands Renaissance global product offerings.
- Licensed Jewelry will help improve margins of the Consolidated company.
- ROE and ROCE for the license business is higher than the other businesses.

IRASVA

- Renaissance launched a consumer jewellery brand “IRASVA” in India in 2019
- The first IRASVA retail store opened in Mumbai in May 2019.

Entry into Branded Jewellery Through Acquisition of Jay Gems

- Branded jewellery is the fastest growing segment of the jewellery business.
- This growth is predicated due to De Beers reducing marketing spends on Generic diamond jewellery
- Renaissance acquired Jay Gems INC in FY 2018-19. Jay Gems has the exclusive license to 'Enchanted Disney Fine Jewellery' which features Disney Princess inspired engagement rings and fashion fine jewellery.
- Enchanted Disney Fine Jewellery is a top performing brand at Zales Jewelers.
- Disney is the biggest licensing company in the world (with USD 57 billion in sales – 2017) including USD 5.5 billion for the Disney Princess brand
- The acquisition will be accretive due to staggered purchase consideration, synergies and focus on higher margin categories.

Global Expansion of Branded Jewellery Products

- To capitalise on the international appeal of the Disney brand, Renaissance has acquired exclusive licenses for the Middle East, China, India, South Africa, the Philippines, Malaysia and Singapore.

- Due to the success of the ‘Enchanted Disney Fine Jewelry’, Renaissance has the opportunity to create jewellery for additional Disney license properties including Mickey and Minnie, Star Wars and other Disney I.P.

- Marketing of the licensed brands is magnified by the high profile of continued Disney global film launches, including Aladdin and Frozen 2 in 2019

Current Brand Portfolio and Benefits of the Branded Play

Benefits of Branded Jewellery Sales

- Superior product positioning and deeper customer relationships
- Increased competitiveness through design exclusivity
- Higher value addition and focus on higher price points
- Better pricing and higher margins than generic jewellery
- Opportunity to market both bridal and fashion fine jewellery collections

Licensing Agreement with Disney

Enchanted Disney Fine Jewelry

Disney Cinderella

Licensing Agreement with Hallmark

Hallmark Diamonds Moments

The Two Brands : Reach & Opportunities

Enchanted Disney Fine Jewelry

- Introduces one of the world's best loved brands to the fine jewellery market
- Successful distribution at every level of retail, including independents, specialty retailer
- USD 125 million in retail sales in 2018
- Global name recognition with potential for worldwide growth
- Successful in both bridal and fashion jewellery
- According to a study by the Knot/ XO Group, 1 in 4 brides want something from Disney for their wedding day

Disney's Wedding Connection

~50,000	~5,000	#1
Vows Exchanged at Disney Weddings	Weddings Annually	Honeymoon Destination

Disney Social Media Connections

100+ Mn Followers	12+ Mn Followers	5+ Mn Followers	3+ Mn Subscribers	40+ Mn Website Visitors

Hallmark Diamonds

- Hallmark has a global presence in more than 100 countries
- Top 2% of Brands (2017 Equitrend/Harris Interactive)
- #5 Most Reputable Company (2017 U.S Reptrak 100)
- 6 billion annual brand interactions
- Brand reaches 99% of US women ages 25-54
- Over half of US adult women interacted with at least 3 Hallmark touch points in the past 6 months
- 500+ bloggers with reach of +24 million
- Strong brand association with emotional connection is highly relevant to jewellery consumers

Hallmark Social Media Connections

64.1 Million	16 Million	150 Million	92 Million	16.7 Million

Geographical Diversification Through Entry Into New Markets

Robust Sales Growth & Geographical Diversification Achieved Over FY16 to FY20 Driven by Entry in GCC Market

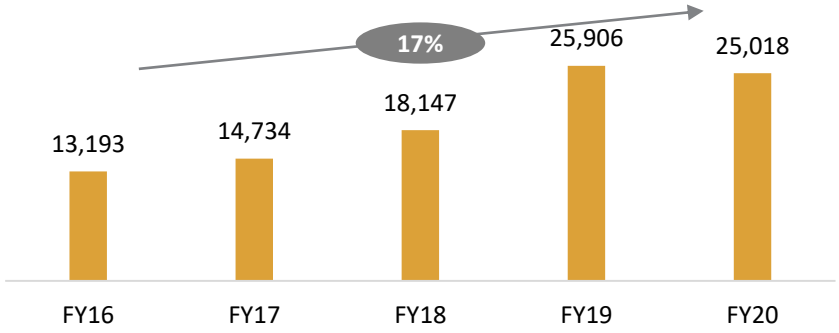

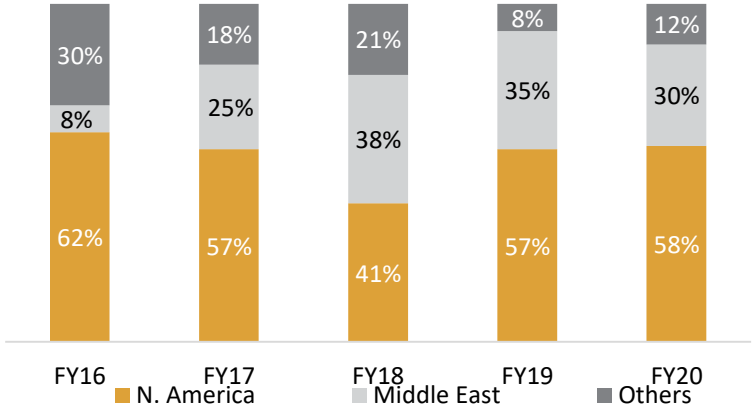

- Over the years, Renaissance has strategically reduced its dependence on the US market and diversified into key jewellery markets across Middle East, Asia Pacific and Europe
- In addition to having a direct marketing presence through own subsidiaries in USA, UK and Middle East, Renaissance has also diversified its manufacturing base across India and Dubai
- The acquisition of a manufacturing facility in Dubai has eased entry into the Gulf Cooperation Council (GCC) markets

Renaissance has continually pursued geographical diversification

- In FY 2011, 85% of its revenues from the US but in FY 2020, US revenue share was reduced to 58%
- The Vogue acquisition helped to substantially increase the contribution from the Middle East from 8% in FY2016 to 30% in FY2020

Financial Strength Driving Business Growth (Consolidated)

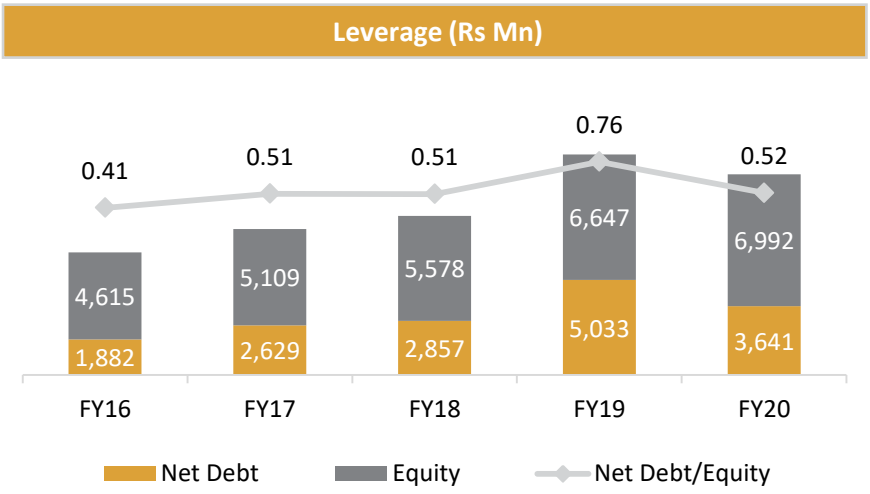

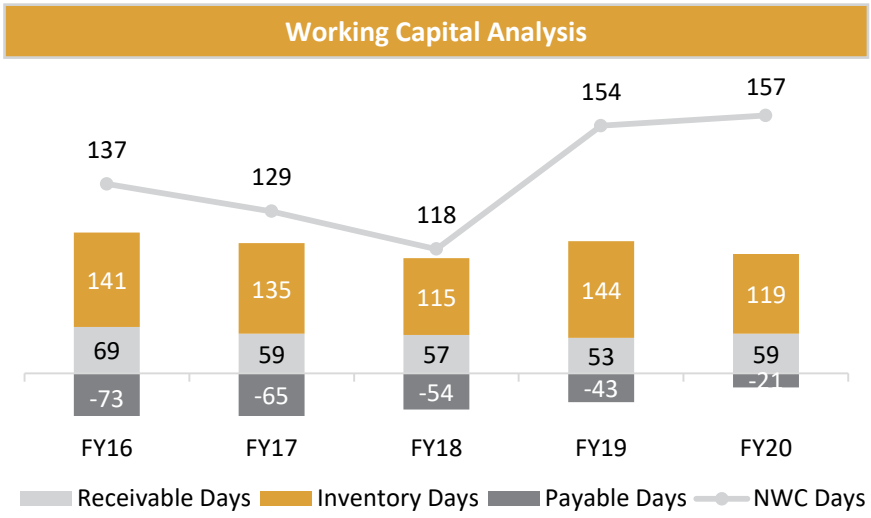

Balance Sheet Discipline : Low Leverage & Efficient Working Capital Management

- The Gems & Jewellery export sector in India, has been negatively affected by capital mismanagement and highly leveraged balance sheets
- In contrast, Renaissance has steadily grown its business with a highly disciplined approach based on prudent capital allocation and efficient working capital management
- Inventory days have been reduced by close monitoring and optimization of the entire cycle from orders to delivery till the receipt of money
- The recent acquisition of Jay Gems Inc was funded through internal accruals. The Debt\Equity ratio is at) 0.52 for FY20. **Our goal is to bring the Net Debt\Equity down to 0.5**

Working capital calculated with Total Income as denominator

Limited Exposure to Currency & Commodity Fluctuations

Business Offers Significant Natural Hedge Leading to Limited Exposure to Currency & Commodity Risk

The Company's functional Currency is USD since majority of the business transactions are undertaken in USD currency

- Operating margins have been largely stable despite currency & commodity price volatilities
- Majority of the sales are in USD currency while few sales in European market are in their local currency
- Globally, sales are on MRP basis, leading to limited exposure to commodity prices & inventory price risk
- All the raw material purchases including gems, diamonds and gold, even in India, are in USD currency
- The incremental sales take into account the currency and commodity price at the time of order confirmation from customer
- A small portion of manufacturing expenses in India are booked in INR, for which commensurate hedging is undertaken
- Majority of the loans are under PSFC & PCFC are also in USD

Healthy EBITDA Growth & Stable EBITDA Margin over Last 5 Years

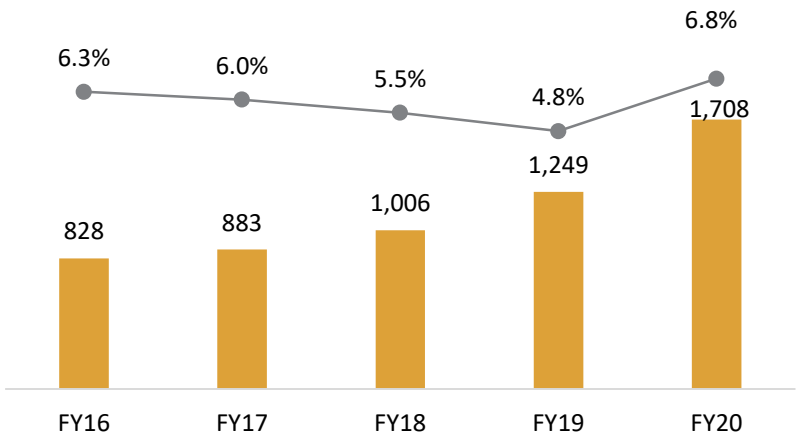

RENAISSANCE
GLOBAL LIMITED

ANNEXURE

Experienced Management Team

Niranjan Shah, Chairman

- Associated with the company since inception
- Over 4 decades of experience in the gems & jewellery industry
- Responsible for the overall strategic planning and decision making

Sumit Shah, Vice Chairman

- 23 years of industry experience
- Responsible for long term business plans and new business initiatives

Hitesh Shah, Managing Director

- 23 years of industry experience
- Responsible for Finance, Accounting and Merchandising operations

Suhel Kothari, Director

- President, RJNY Inc (Verigold)
- Manages operations of USA division

Neville Tata, Executive Director

- 22 years of industry experience
- He is responsible for Production and HRM

Experienced Independent Directors: Strong Corporate Governance

Veer Kumar Shah, Independent Director **(ICAI, 1969;)**

- Practicing Chartered Accountant with more than 4 decades of experience
- Expert in Accounting, Auditing , Taxation, Company Law matters, Arbitration matters and management consultancy in diverse sectors

Arun Sathe, Independent Director

- Practicing Lawyer in High court & Supreme Court & Veteran Economist
- Governing Council Member of Mah. Chamber of Commerce, Finance & Taxation Committee of the Chamber & FICCI; Part time member of SEBI

Vishwas Mehendale, Independent Director

- Practicing Chartered Accountant in Taxation and appellate matter including drafting and arguing appeals before Commissioners of I.Tax & Appellate Tribunal
- Expert in Direct & Indirect Tax Laws, Accounts & Audits, Finance & Corporate Laws

Madhavi Pethe, Independent Director

- Former Independent Director of Bombay Commodity Exchange. Limited by Forward Markets Commission, Central Govt
- Member of Board of Studies of Banking & Insurance University of Mumbai

Consolidated Profit & Loss Statement

Particulars (In Rs Mn)	FY20**	FY19**	FY18**	FY17*	FY16
Revenue From Operations	**25,018.5**	**25,906.3**	18,109.6	14,734.5	13,195.8
Other Income	83.1	22.7	373.9	179.7	41.9
Total Income	**25,101.5**	**25,929.0**	**18,147.0**	**14,914.2**	**13,237.7**
COGS	20,204.8	21,441.6	14,803.9	11,577.4	9,959.1
Gross Profit	**4,896.7**	**4,487.4**	**3,343.1**	**3,336.8**	**3,278.0**
Gross Margin %	**19.5%**	**17.3%**	**18.4%**	**22.4%**	**24.7%**
Employee Expenses	955.6	922.8	789.2	803.2	792.4
Other Expenses	2,233.0	2,315.5	1548.3	1,651.0	1,658.5
EBITDA	**1,708.2**	**1,249.1**	**1,005.6**	**882.6**	**827.6**
EBITDA Margin %	**6.8%**	**4.8%**	**5.5%**	**5.9%**	**6.3%**
Depreciation	310.5	181.0	110.6	140.3	150.2
Finance Cost	297.5	249.6	144.9	132.1	105.3
PBT	**1,100.1**	**818.6**	**750.1**	**610.1**	**572.1**
Tax Expense	177.8	35.7	106.7	114.9	98.6
PAT	**922.3**	**782.8**	**643.4**	**495.2**	**473.5**
Loss due to discontinued operations	**44.8**	**11.2**	**5.4**		

* Excluding extraordinary items
**P&L excluding loss due to discontinued operations

Financial Summary

In Rs Mn

Total Income

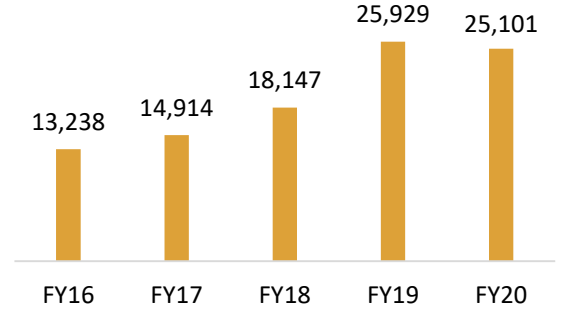

EBITDA & EBITDA Margin

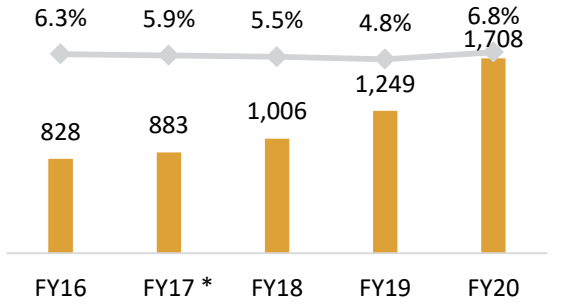

PAT & PAT Margin

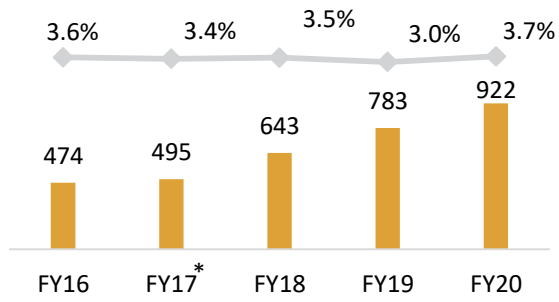

Leverage Analysis

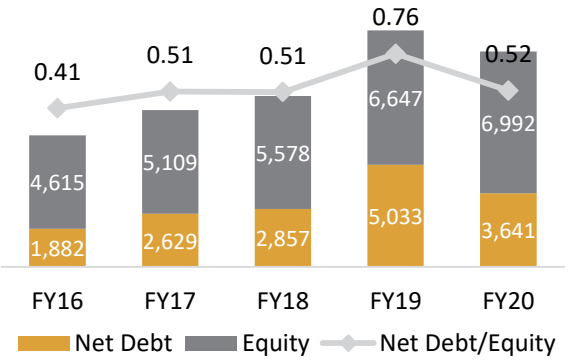

Working Capital Analysis

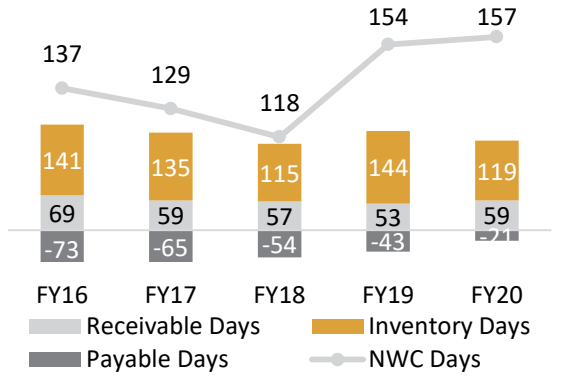

Return Ratios

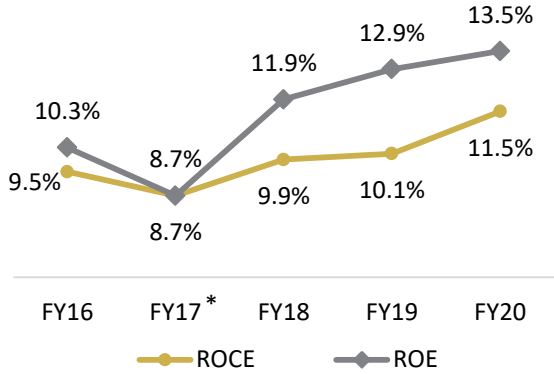

*Excluding extraordinary items

Operational Summary

Geographical Mix

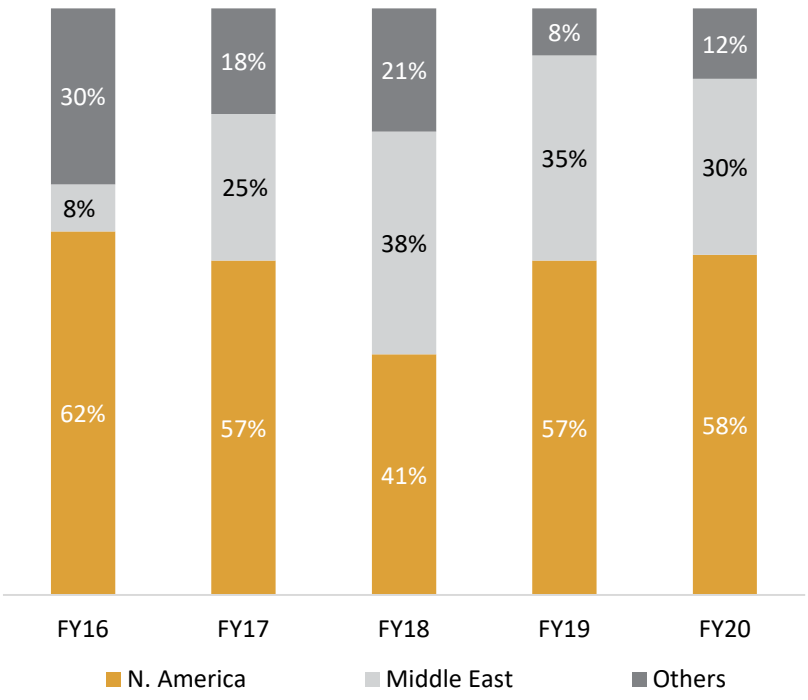

Studded Jewellery vs. Plain Gold Jewellery

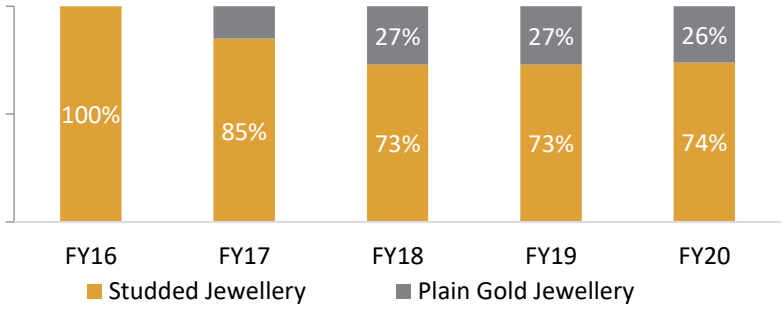

Seasonality

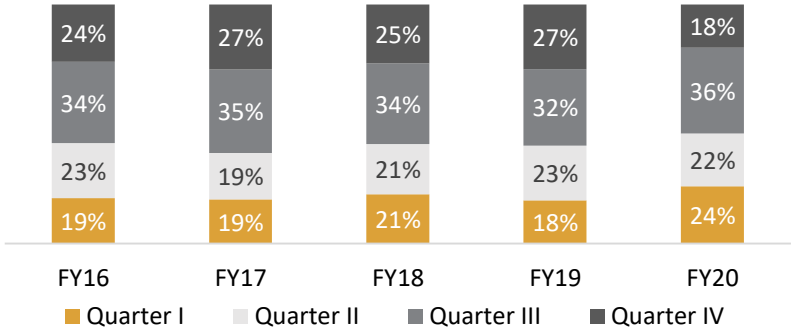

Awards

2001
SEEPZ-SEZ Star Award

2005
WM Int'l Supplier of the Year

2006
GJEPC Award for largest exporter of studded metal jewellery

2008
GJEPC Award for largest exporter of studded metal jewellery

2009
Emerging India Award

2011
GJEPC Award for largest exporter of studded metal jewellery

2012
GJEPC Award for largest exporter of studded metal jewellery

2015
GJEPC Award for largest exporter of studded metal jewellery

2016 & 2017 & 2018
GJEPC Award for largest exporter of studded metal jewellery

Disclaimer

This presentation and the following discussion may contain "forward looking statements" by Renaissance Global Limited ("Renaissance" or the Company) that are not historical in nature. These forward looking statements, which may include statements relating to future results of operations, financial condition, business prospects, plans and objectives, are based on the current beliefs, assumptions, expectations, estimates, and projections of the management of Renaissance about the business, industry and markets in which Renaissance operates.

These statements are not guarantees of future performance, and are subject to known and unknown risks, uncertainties, and other factors, some of which are beyond Renaissance's control and difficult to predict, that could cause actual results, performance or achievements to differ materially from those in the forward looking statements. Such statements are not, and should not be construed, as a representation as to future performance or achievements of Renaissance.

In particular, such statements should not be regarded as a projection of future performance of Renaissance. It should be noted that the actual performance or achievements of Renaissance may vary significantly from such statements.

RENAISSANCE
GLOBAL LIMITED

THANK YOU

For any investor queries, reach out to

Renaissance Global Limited
Abhijit S. Karandikar
Manager – Investor Relations

Email: investors@renaissanceglobal.com

Renaissance Global Limited
G. M. Walavalkar
Compliance Officer

Investor Grievance Redressal Cell
Email: investors@renaissanceglobal.com

DICKENSON

DICKENSON SEAGULL IR
Aakash Mehta
Email: Aakash.Mehta@dickensonir.com
Mob: 098706 79263