

AVTNPL/SE/2020-21

10<sup>th</sup> February 2021

<p>The Listing Manager BSE Limited, Phiroze Jeejeebhoy Towers, 25<sup>th</sup> Floor, Dalal Street, Mumbai - 400 001.</p> <p><b><u>Stock Code – 519105</u></b></p>	<p>The National Stock Exchange of India Ltd., “Exchange Plaza” Bandra Kurla Complex, Bandra East, Mumbai - 400 051</p> <p><b><u>Stock Code - AVTNPL-Eq</u></b></p>
--	--

Dear Sir/Madam,


**Sub: Regulation 30(3) of the SEBI (Listing Obligations & Disclosure) regulations, 2015- Unaudited Results for the third quarter ended 31.12.2020**

We write to inform that the board in its meeting approved the Unaudited Financial results of the Company (both standalone and Consolidated) for the third quarter ended 31<sup>st</sup> December 2020. The copy of the said results is attached herewith.

Further, we also enclose herewith the Limited Review report issued by M/s PKF Sridhar & Santhanam LLP, Chartered Accountants, Statutory Auditors of the Company for the above results.

This may please be taken on record.

Thanking you,

Yours faithfully,  
For AVT Natural Products Ltd.,  
  
Sr. Vice President & CFO

Encl as above



**STANDALONE UNAUDITED FINANCIAL RESULTS FOR THE QUARTER AND NINE MONTHS ENDED 31<sup>st</sup> DECEMBER 2020**


(Rs. in Lakhs except for EPS)

Sl.No.	Particulars	Quarter Ended			Nine Months Ended		Year Ended
		31.12.2020	30.09.2020	31.12.2019	31.12.2020	31.12.2019	31.03.2020
		(Unaudited)					(Audited)
1	<b>Income:</b>						
	a) Revenue from Operations	12,903.63	11,546.29	11,716.71	34,599.15	29,401.53	38,500.33
	b) Other Income	158.35	87.20	158.72	273.06	414.24	731.96
	<b>Total Income (a + b)</b>	<b>13,061.98</b>	<b>11,633.49</b>	<b>11,875.43</b>	<b>34,872.21</b>	<b>29,815.77</b>	<b>39,232.29</b>
2	<b>Expenses:</b>						
	a) Cost of materials consumed	7,324.36	6,057.56	4,474.03	18,304.00	13,167.65	16,943.76
	b) Purchase of Stock in Trade	-	-	-	-	-	-
	c) Changes in inventories of finished goods, work-in-progress and stock-in-trade	(660.61)	(12.60)	1,465.93	(625.88)	1,021.00	1,434.20
	d) Employee benefits expense	1,091.77	1,238.66	1,119.55	3,496.48	3,332.46	4,577.57
	e) Finance Cost	61.39	64.31	126.01	175.91	379.52	449.74
	f) Depreciation and amortisation expense	424.00	372.00	390.00	1,168.15	1,050.00	1,370.06
	g) Other Expenditure	2,607.04	2,963.46	2,345.18	8,165.21	7,038.00	9,602.41
	<b>Total Expenses (sum of a to g)</b>	<b>10,847.95</b>	<b>10,683.39</b>	<b>9,920.70</b>	<b>30,683.87</b>	<b>25,988.63</b>	<b>34,377.74</b>
3	<b>Profit before exceptional items and tax (1-2)</b>	<b>2,214.03</b>	<b>950.10</b>	<b>1,954.73</b>	<b>4,188.34</b>	<b>3,827.14</b>	<b>4,854.55</b>
4	<b>Exceptional items</b>	-	-	-	-	-	-
5	<b>Profit before tax (3+4)</b>	<b>2,214.03</b>	<b>950.10</b>	<b>1,954.73</b>	<b>4,188.34</b>	<b>3,827.14</b>	<b>4,854.55</b>
6	<b>Tax Expenses</b>						
	(1) Current tax	638.74	264.31	603.21	1,194.97	1,216.23	1,370.00
	(2) Deferred tax	(73.20)	(23.12)	(89.59)	(125.50)	(204.19)	(295.20)
7	<b>Net Profit after tax for the period (5-6)</b>	<b>1,648.49</b>	<b>708.91</b>	<b>1,441.11</b>	<b>3,118.87</b>	<b>2,815.10</b>	<b>3,779.75</b>
8	<b>Other Comprehensive Income (Net of taxes)</b>						
	i) Items that will not be reclassified to Statement of Profit & Loss						
	Remeasurement of the net defined benefit plans	-	-	-	-	-	(48.79)
	Income tax relating to items that will not be reclassified to profit or loss	-	-	-	-	-	12.28
	ii) Items that will be reclassified to Statement of Profit & Loss						
	Exchange differences on translating the financial statement of foreign operations	-	-	-	-	-	-
	Deferred gains / (losses) on cash flow hedges	71.80	127.48	40.25	371.02	(74.87)	(277.30)
	Income tax relating to items that will be reclassified to profit or loss	(0.51)	(32.10)	(19.00)	(94.81)	22.00	69.79
	<b>Other Comprehensive Income (Net of taxes)</b>	<b>71.29</b>	<b>95.38</b>	<b>21.25</b>	<b>276.21</b>	<b>(52.87)</b>	<b>(244.02)</b>
9	<b>Total Comprehensive Income for the period (7+8)</b>	<b>1,719.78</b>	<b>804.29</b>	<b>1,462.36</b>	<b>3,395.08</b>	<b>2,762.23</b>	<b>3,535.73</b>
10	<b>Paid-up equity share capital (Face Value of Re. 1/- each)</b>	<b>1,522.84</b>	<b>1,522.84</b>	<b>1,522.84</b>	<b>1,522.84</b>	<b>1,522.84</b>	<b>1,522.84</b>
11	<b>Other Equity</b>						<b>27,344.18</b>
12	<b>Earnings per share (Face Value of Re.1/- each) (not annualised for periods)</b>						
	- Basic EPS	1.08	0.47	0.95	2.05	1.85	2.48
	- Diluted EPS	1.08	0.47	0.95	2.05	1.85	2.48

**Notes:**

- These financial results have been prepared in accordance with Indian Accounting Standards (Ind- AS) as prescribed under section 133 of Companies Act 2013 read with Rule 3 of the Companies (Indian Accounting Standards) Rules 2015 and relevant amendment thereafter.
- The above financial results of the Company for the quarter and nine months ended December 31, 2020 have been reviewed by the Audit Committee and thereafter approved by the Board of Directors at their meeting held on 10 February 2021. The Statutory Auditors of the Company have carried out a Limited Review of the Results for the quarter and year to date ended 31 December 2020.
- The Company operates in solvent extracted products which is the primary reportable segment. Therefore, Segment reporting is not applicable.
- In view of the seasonality of sector, the financial results for the quarter / nine months are not indicative of full year's expected performance.
- The Code on Social Security, 2020 relating to employee benefits, during employment and post-employment, received Presidential assent on 28 September 2020. The Ministry of Labour and Employment has released draft rules for the Code on Social Security, 2020 on 13 November 2020, and has invited suggestions from stakeholders. The Company will assess the impact on its financial statements in the period in which the related rules to determine the financial impact are notified and the Code becomes effective.
- The management has considered the possible effects, if any, that may result from the pandemic relating to COVID 19 on the carrying amounts of property, plant and equipment, right-of-use-assets, investments, trade receivables and inventories. In developing the assumptions and estimates relating to uncertainties as at September 30, 2020 in relation to recoverable amounts of these assets, the management has considered the global economic conditions prevailing as at the date of approval of these financial results and has used internal and external source of information to the extent determined by it. The actual outcome of these assumptions and estimates may vary in future due to the impact of the pandemic.
- The Board of directors in the meeting held on February 10, 2021, declared an interim dividend of Re. 0.30 per share (30%) on the face value of Re. 1/- each, amounting to Rs. 456.85 Lakhs for the financial year 2020-21.
- Figures for the previous periods have been regrouped / reclassified to conform to the classification of the current period.

Place: Chennai  
Date: 10.02.2021

  
**AJIT THOMAS**  
CHAIRMAN



**CONSOLIDATED UNAUDITED FINANCIAL RESULTS FOR THE QUARTER AND NINE MONTHS ENDED 31<sup>st</sup> DECEMBER 2020**


(Rs. in Lakhs except for EPS)

Sl.No.	Particulars	Quarter Ended			Nine Months Ended		Year Ended
		31.12.2020	30.09.2020	31.12.2019	31.12.2020	31.12.2019	31.03.2020
		(Unaudited)					(Audited)
1	<b>Income:</b>						
	a) Revenue from Operations	12,964.23	12,539.91	11,742.01	35,955.42	29,975.17	39,641.05
	b) Other Income	165.46	98.24	184.26	299.38	435.93	698.99
	<b>Total Income (a + b)</b>	<b>13,129.69</b>	<b>12,638.15</b>	<b>11,926.27</b>	<b>36,254.80</b>	<b>30,411.10</b>	<b>40,340.04</b>
2	<b>Expenses:</b>						
	a) Cost of materials consumed	7,324.36	6,057.56	4,474.03	18,304.00	13,167.65	16,943.76
	b) Purchase of Stock in Trade	158.88	241.82	65.41	983.54	473.19	650.86
	c) Changes in inventories of finished goods, work-in-progress and stock-in-trade	(1,042.10)	336.96	1,389.28	(1,160.01)	825.24	1,463.28
	d) Employee benefits expense	1,350.20	1,289.79	1,293.39	3,935.02	3,672.67	5,054.54
	e) Finance Cost	84.89	78.86	149.02	233.17	454.47	555.61
	f) Depreciation and amortisation expense	424.50	372.48	390.46	1,169.82	1,051.63	1,372.41
	g) Other Expenditure	2,604.38	3,108.15	2,364.41	8,366.27	7,193.98	9,820.13
	<b>Total Expenses (sum of a to g)</b>	<b>10,905.11</b>	<b>11,485.62</b>	<b>10,126.00</b>	<b>31,831.81</b>	<b>26,838.83</b>	<b>35,860.59</b>
3	<b>Profit before exceptional items and tax (1-2)</b>	<b>2,224.58</b>	<b>1,152.53</b>	<b>1,800.27</b>	<b>4,422.99</b>	<b>3,572.27</b>	<b>4,479.45</b>
4	<b>Exceptional items</b>	-	-	-	-	-	-
5	<b>Profit before tax (3+4)</b>	<b>2,224.58</b>	<b>1,152.53</b>	<b>1,800.27</b>	<b>4,422.99</b>	<b>3,572.27</b>	<b>4,479.45</b>
6	<b>Tax Expenses</b>						
	(1) Current tax	639.96	266.51	603.21	1,199.99	1,216.23	1,374.50
	(2) Deferred tax	(73.20)	(23.12)	(89.59)	(125.50)	(204.19)	(295.20)
7	<b>Net Profit after tax for the period (5-6)</b>	<b>1,657.82</b>	<b>909.14</b>	<b>1,286.65</b>	<b>3,348.50</b>	<b>2,560.23</b>	<b>3,400.15</b>
8	<b>Share of profit from Associates / Joint Venture</b>	-	-	-	-	-	-
9	<b>Net Profit after taxes, non controlling interest and share of profit of associates / joint venture (7+8)</b>	<b>1,657.82</b>	<b>909.14</b>	<b>1,286.65</b>	<b>3,348.50</b>	<b>2,560.23</b>	<b>3,400.15</b>
10	<b>Other Comprehensive Income (Net of taxes)</b>						
	i) Items that will not be reclassified to Statement of Profit & Loss						
	Remeasurement of the net defined benefit plans	-	-	-	-	-	(48.79)
	Income tax relating to items that will not be reclassified to profit or loss	-	-	-	-	-	12.28
	ii) Items that will be reclassified to Statement of Profit & Loss						
	Exchange differences on translating the financial statement of foreign operations	(76.42)	(10.02)	24.39	(116.99)	(11.85)	(6.72)
	Deferred gains / (losses) on cash flow hedges	71.80	127.48	40.25	371.02	(74.87)	(277.30)
	Income tax relating to items that will be reclassified to profit or loss	(0.51)	(32.10)	(19.00)	(94.81)	22.00	69.79
	Other Comprehensive Income (Net of taxes)	(5.13)	85.36	45.64	159.22	(64.72)	(250.74)
11	<b>Total Comprehensive Income for the period (9+10)</b>	<b>1,652.69</b>	<b>994.50</b>	<b>1,332.29</b>	<b>3,507.72</b>	<b>2,495.51</b>	<b>3,149.41</b>
12	<b>Paid-up equity share capital (Face Value of Re. 1/- each)</b>	<b>1,522.84</b>	<b>1,522.84</b>	<b>1,522.84</b>	<b>1,522.84</b>	<b>1,522.84</b>	<b>1,522.84</b>
13	<b>Other Equity</b>						<b>25,962.32</b>
14	<b>Earnings per share (Face Value of Re.1/- each) (not annualised for periods)</b>						
	- Basic EPS	1.09	0.60	0.84	2.20	1.68	2.23
	- Diluted EPS	1.09	0.60	0.84	2.20	1.68	2.23

**Notes:**

- These financial results have been prepared in accordance with Indian Accounting Standards (Ind- AS) as prescribed under section 133 of Companies Act 2013 read with Rule 3 of the Companies (Indian Accounting Standards) Rules 2015 and relevant amendment thereafter.
- The above financial results of the Group for the quarter and nine months ended December 31, 2020 have been reviewed by the Audit Committee and thereafter approved by the Board of Directors at their meeting held on 10 February 2021. The Statutory Auditors of the Holding Company have carried out a Limited Review of the Results for the quarter and year to date ended 31 December 2020.
- The Group operates in solvent extracted products which is the primary reportable segment. Therefore, Segment reporting is not applicable.
- In view of the seasonality of sector, the financial results for the quarter / nine months are not indicative of full year's expected performance.
- The Code on Social Security, 2020 relating to employee benefits, during employment and post-employment, received Presidential assent on 28 September 2020. The Ministry of Labour and Employment has released draft rules for the Code on Social Security, 2020 on 13 November 2020, and has invited suggestions from stakeholders. The Company will assess the impact on its financial statements in the period in which the related rules to determine the financial impact are notified and the Code becomes effective.
- The management has considered the possible effects, if any, that may result from the pandemic relating to COVID 19 on the carrying amounts of property, plant and equipment, right-of-use-assets, investments, trade receivables and inventories. In developing the assumptions and estimates relating to uncertainties as at 31<sup>st</sup> December 2020 in relation to recoverable amounts of these assets, the management has considered the global economic conditions prevailing as at the date of approval of these financial results and has used internal and external source of information to the extent determined by it. The actual outcome of these assumptions and estimates may vary in future due to the impact of the pandemic.
- The Board of directors of the Holding Company in the meeting held on February 10, 2021, declared an interim dividend of Re. 0.30 per share ( 30%) on the face value of Re. 1/- each, amounting to Rs. 456.85 Lakhs for the financial year 2020-21.
- Figures for the previous periods have been regrouped / reclassified to conform to the classification of the current period.

Place: Chennai  
Date: 10.02.2021

  
**AJIT THOMAS**  
CHAIRMAN



**Independent Auditor's Review Report on review of Interim consolidated financial results**

**To the Board of Directors of AVT Natural Products Limited**

1. We have reviewed the accompanying unaudited Statement of Consolidated Financial Results ('the Statement') of **AVT Natural Products Limited** ("the Holding Company") and its subsidiary companies (the Holding Company and its subsidiary companies together referred to as "the group") for the quarter and nine months ended 31 December 2020, being submitted by the Holding Company pursuant to Regulation 33 of the SEBI (Listing Obligations and Disclosure Requirements) Regulations, 2015, as amended (" Listing Regulations") which has been initialed by us for identification.

**Management's Responsibility**

2. This Statement which is the responsibility of the Holding Company's Management and approved by the Board of Directors, has been prepared in accordance with the recognition and measurement principles laid down in the Indian Accounting Standard 34 "Interim Financial Reporting" ("Ind AS 34"), prescribed under section 133 of the Companies Act, 2013 read with relevant rules issued thereunder and other accounting principles generally accepted in India.

**Auditor's Responsibility**

3. Our responsibility is to issue a report on the Statement based on our review.

We conducted our review of the Statement in accordance with the Standard on Review Engagement (SRE) 2410 '*Review of Interim Financial Information performed by the Independent Auditor of the Entity*', issued by the Institute of Chartered Accountants of India. This standard requires that we plan and perform the review to obtain moderate assurance as to whether the Statement is free of material misstatement. A review is limited primarily to inquiries of Company personnel and analytical procedures applied to financial data and thus provides less assurance than an audit. We have not performed an audit and accordingly, we do not express an audit opinion.

We also performed procedures in accordance with the circular CIR/CFD/CMD 1/44/2019 dated March 29, 2019 issued by the SEBI under Regulation 33 (8) of the SEBI (Listing Obligations and Disclosure Requirements) Regulations, 2015, as amended, to the extent applicable.

**Conclusion**

4. Based on our review conducted and procedures performed as stated in paragraph 3 above and based on the consideration of the review reports of other auditors referred to in paragraph 6 and 8 below, nothing has come to our attention that causes us to believe that the accompanying Statement prepared in accordance with the aforesaid Indian Accounting Standards and other accounting principles generally accepted in India, has not disclosed the information required to be disclosed in terms of Regulation 33 of the Listing Obligations, including the manner in which it is to be disclosed, or that it contains any material misstatement.

**Other Matters**

5. The Statement includes the results of the following subsidiary entities:
  1. AVT Natural Europe Limited, UK (formerly known as 'AVT Tea Services Limited')
  2. AVT Natural S.A. DE C.V, Mexico
  3. AVT Tea Services North America LLC, USA
  4. AVT Natural North America Inc., USA



**PKF SRIDHAR & SANTHANAM LLP**  
**Chartered Accountants**

6. We did not review the financial information of two subsidiary companies included in the Statement, whose unaudited financial information reflect total revenues of Rs. 60.60 lakhs and Rs. 1,351.52 lakhs, total profit after tax of Rs. 9.34 lakhs and Rs. 225.03 lakhs and total comprehensive loss of Rs.19.83 lakhs and Rs. 108.04 lakhs respectively, for the quarter and nine months ended 31 December 2020, as considered in the consolidated unaudited financial results. These interim unaudited financial information have been reviewed by other auditors whose reports have been furnished to us and our conclusion on the Statement, in so far as it relates to the amounts and disclosures included in respect of these subsidiary companies is based solely on the reports of the other auditors and the procedures performed by us as stated in paragraph 3 above.

Our conclusion on the Statement is not modified in respect of the above matter.

7. The consolidated unaudited financial results include the interim financial information of two subsidiary companies which have not been reviewed by its auditors, whose interim financial information reflect Group's share of total revenue of Rs. Nil and Rs. 4.75 lakhs, total net profit after tax of Rs. Nil and Rs. 4.60 lakhs and total comprehensive income of Rs. Nil and Rs. 4.60 lakhs respectively, for the quarter and nine months ended 31 December 2020, as considered in the consolidated unaudited financial results. According to the information and explanations given to us by the Management, these interim financial information / financial results are not material to the Group.

Our conclusion on the Statement is not modified in respect of the above matter.

8. The above subsidiary companies are located outside India whose financial statements and other financial information have been prepared in accordance with accounting principles generally accepted in their respective countries and which have been reviewed by other auditors or local management certified under generally accepted auditing standards applicable in their respective countries. The Holding Company's management has converted the financial statements of such subsidiaries located outside India from accounting principles generally accepted in their respective countries to accounting principles generally accepted in India. We have reviewed these conversion adjustments made by the Holding Company's management.

Our conclusion in so far as it relates to the balances and affairs of such subsidiaries located outside India is based on the report of other auditors / management certified accounts and the conversion adjustments prepared by the management of the Holding Company reviewed by us.

For **PKF Sridhar & Santhanam LLP**  
Chartered Accountants  
Firm's Registration No. 003990S/S200018



**T V Balasubramanian**  
Partner  
Membership No. 027251

Place: Chennai  
Date: 10<sup>th</sup> February 2021  
UDIN No. 21027251AAAAV9941

**PKF SRIDHAR & SANTHANAM LLP**  
**Chartered Accountants**

**Independent Auditor's Review Report on review of Interim standalone financial results**

**To the Board of Directors of AVT Natural Products Limited**

1. We have reviewed the accompanying unaudited Statement of standalone financial results of **AVT Natural Products Limited** (the "Company"), for the quarter and nine months ended 31 December 2020 ("the Statement"), being submitted by the company pursuant to Regulation 33 of the SEBI (Listing Obligations and Disclosure Requirements) Regulations, 2015, as amended ("Listing Obligations") which has been initialed by us for identification.

**Management's Responsibility**

2. This Statement which is the responsibility of the Company's Management and approved by the Board of Directors, has been prepared in accordance with the recognition and measurement principles laid down in the Indian Accounting Standard 34 "Interim Financial Reporting" ("Ind AS 34"), prescribed under section 133 of the Companies Act, 2013 read with relevant rules issued thereunder and other accounting principles generally accepted in India.

**Auditor's Responsibility**

3. Our responsibility is to issue a report on the Statement based on our review.

We conducted our review of the Statement in accordance with the Standard on Review Engagement (SRE) 2410 '*Review of Interim Financial Information performed by the Independent Auditor of the Entity*', issued by the Institute of Chartered Accountants of India. This standard requires that we plan and perform the review to obtain moderate assurance as to whether the Statement is free of material misstatement. A review is limited primarily to inquiries of Company personnel and analytical procedures applied to financial data and thus provides less assurance than an audit. We have not performed an audit and accordingly, we do not express an audit opinion.


**Conclusion**

4. Based on our review conducted as stated above, nothing has come to our attention that causes us to believe that the accompanying Statement prepared in accordance with the aforesaid Indian Accounting Standards and other accounting principles generally accepted in India, has not disclosed the information required to be disclosed in terms of Regulation 33 of the Listing Obligations, including the manner in which it is to be disclosed, or that it contains any material misstatement.

For **PKF Sridhar & Santhanam LLP**

Chartered Accountants

Firm's Registration No. 003990S/S200018



**T V Balasubramanian**

Partner

Membership No. 027251

Place: Chennai

Date: 10<sup>th</sup> February 2021

UDIN No. 21027251AAAAAU8086