

Date: 24/05/2023

To,  
The Manager (Listing Department)  
National Stock Exchange of India Limited  
Bandra- Kurla Complex  
Bandra (East)  
Mumbai – 400 015

Company Symbol: REPL

Sub: Outcome of Board Meeting held on Wednesday, 24th May 2023

Dear Sir,

With reference to the captioned subject and pursuance to Regulation 30 of SEBI (Listing Obligation and Disclosure Requirements) Regulations 2015, this is to inform you that the Meeting of the Board of directors was held today – Wednesday, 24th May 2023 at the corporate office of company at A-6, Sector-58, Noida, U.P - 201301 transacted the following business.

1. Approved the Audited Financial Statements (Standalone and Consolidated) for the year ended March 31, 2023 and the Financial Results (Standalone and Consolidated) for the quarter and year ended March 31, 2023, as recommended by the Audit Committee.

Further, Pursuant to Regulation 33 of the SEBI (Listing Obligations and Disclosure Requirements) Regulations, 2015, we enclose the following:

- (I) Statements of Financial Results (Standalone and Consolidated) for the Quarter and year ended March 31, 2023; and
  - (II) Auditors' Reports with unmodified opinions on financial statement - Standalone and Consolidated.
2. Approved appointment of M/s Sanjeev Neeru & Associates as Internal auditor of the Company for the financial year 2023-24.

Brief profile of Internal Auditor is attached as Annexure-A

The Meeting of the Board of Directors commenced at 11:00 A.M. and was concluded at 03:30 P.M.

You are requested to kindly take note of same for your records.

Thanking you

Yours faithfully

For RUDRABHISHEK ENTERPRISES LIMITED



VIKAS GUPTA

COMPANY SECRETARY & COMPLIANCE OFFICER

Membership No: A23549



Rudrabhishek Enterprises Limited  
A-6, Sector-58, Noida  
Uttar Pradesh-201301, India  
Ph. No.: +91-120-4022333  
Fax No.: +91-120-4022301

■ New Delhi, Noida, Lucknow, Hyderabad, Pune, Chennai, Madurai, Itanagar, J&K, Manipur. ■

## Annexure- A

**BRIEF PROFILE OF INTERNAL AUDITOR**

Name of Auditor	M/s Sanjeev Neeru & Associates
FRN No.	013350N
Registered Office	126, DLF, Star Tower, Sector-30, Gurugram, Haryana-122001 E-mail- <a href="mailto:guptasna@yahoo.co.in">guptasna@yahoo.co.in</a>
Brief Profile	Owned by CA Sanjeev Gupta, started in year 1992 in New Delhi. The firm has been in the field of conducting Statutory, Internal & Tax Audits of various corporates since its inception. It has an average staff strength of 15 including, 2 chartered accountants & 1 company secretary.
Tenure	Appointed for the financial year 2023-24
Requirements	In accordance with the provisions of section 138 of the Companies Act 2013
Scope	1. Detailed ledger scrutiny- vouching system and its booking/posting, efficiency, it includes all vouchers e.g. purchase/journal/cash/bank vouchers. 2. Bank Reconciliation Statement. 3. Debtors, Creditors & Provision for Doubtful Debts 4. Statutory Registrations & Compliance (TDS, GST, PF, ESI, Professional Tax, ITC Reco. & others), their returns
Disclosure of relationships between directors (in case of Appointment of Director)	Not Applicable



*[Handwritten Signature]*

RUDRABHISHEK ENTERPRISES LIMITED

Regd. Office: 820, ANTRIKSHA BHAWAN, K.G.MARG NEW DELHI DL 110001 IN

CIN: L74899DL1992PLC050142

Website: www.repl.global, Email: secretarial@replurbanplanners.com

STATEMENT OF AUDITED STANDALONE AND CONSOLIDATED FINANCIAL RESULTS FOR THE QUARTER AND YEAR ENDED 31st MARCH, 2023

₹ in lacs (Except Earning per Share)

Particulars	Standalone					Consolidated				
	Quarter Ended		Year Ended	Year Ended	Quarter Ended		Year Ended	Year Ended		
	31.03.2023	31.12.2022	31.03.2022	31.03.2023	31.03.2022	31.03.2023	31.12.2022	31.03.2022	31.03.2023	31.03.2022
(Audited)	(Unaudited)	(Audited)	(Audited)	(Audited)	(Audited)	(Unaudited)	(Audited)	(Audited)	(Audited)	(Audited)
<b>1 Income</b>										
a Income from operations	3,050.52	2,188.21	2,325.77	8,452.34	7,294.46	3,172.75	2,298.89	2,455.41	8,895.42	7,668.30
b Other income	273.58	16.89	207.99	333.88	370.79	275.12	19.41	271.95	338.01	373.55
<b>Total income</b>	<b>3,324.10</b>	<b>2,205.10</b>	<b>2,533.76</b>	<b>8,786.22</b>	<b>7,665.25</b>	<b>3,447.87</b>	<b>2,318.30</b>	<b>2,727.36</b>	<b>9,233.43</b>	<b>8,041.85</b>
<b>2 Expenses</b>										
a Purchase of Stock in Trade	-	-	-	-	-	27.13	19.05	8.01	66.93	10.59
b Direct Operating Cost	1,809.22	1,018.60	1,102.23	3,813.69	3,044.16	1,813.81	1,021.30	1,049.80	3,836.48	3,026.90
c Employee benefits expense	402.05	448.79	430.98	1,786.31	1,580.54	453.13	499.14	554.23	1,992.52	1,817.91
d Finance cost	45.19	32.46	16.62	138.01	50.01	46.05	32.46	17.29	138.87	51.75
e Depreciation and amortisation expense	33.06	35.72	40.77	146.84	130.35	41.26	36.95	44.66	153.85	139.77
f Other expenses	778.27	132.69	815.76	1,346.43	1,585.10	820.36	146.96	827.35	1,428.69	1,456.18
<b>Total expenses</b>	<b>3,071.79</b>	<b>1,668.26</b>	<b>2,406.36</b>	<b>7,231.28</b>	<b>6,390.16</b>	<b>3,201.74</b>	<b>1,755.86</b>	<b>2,501.34</b>	<b>7,617.34</b>	<b>6,503.10</b>
<b>3 Profit from operations before exceptional items (1-2)</b>	<b>252.31</b>	<b>536.84</b>	<b>127.40</b>	<b>1,554.94</b>	<b>1,275.09</b>	<b>246.13</b>	<b>562.44</b>	<b>226.02</b>	<b>1,616.09</b>	<b>1,538.75</b>
<b>4 Exceptional items (Net)</b>	<b>-</b>	<b>-</b>	<b>-</b>	<b>-</b>	<b>-</b>	<b>-</b>	<b>-</b>	<b>-</b>	<b>-</b>	<b>-</b>
<b>5 Profit before tax</b>	<b>252.31</b>	<b>536.84</b>	<b>127.40</b>	<b>1,554.94</b>	<b>1,275.09</b>	<b>246.13</b>	<b>562.44</b>	<b>226.02</b>	<b>1,616.09</b>	<b>1,538.75</b>
<b>6 Tax expense</b>										
a Current tax	(28.25)	140.26	(25.91)	346.96	347.50	(22.49)	145.93	4.12	367.37	378.33
b Tax related to earlier years	(16.17)	-	(193.40)	(16.17)	(193.40)	(15.88)	-	(192.76)	(15.88)	(193.34)
c Deferred tax	106.13	(2.33)	(80.19)	68.39	(135.53)	39.02	(1.34)	(81.00)	62.37	(136.29)
<b>Total Tax Expenses</b>	<b>61.71</b>	<b>137.93</b>	<b>(299.50)</b>	<b>399.18</b>	<b>18.52</b>	<b>60.65</b>	<b>144.59</b>	<b>(269.64)</b>	<b>413.86</b>	<b>49.20</b>
<b>7 Profit for the period</b>	<b>190.60</b>	<b>398.91</b>	<b>426.90</b>	<b>1,165.76</b>	<b>1,256.57</b>	<b>185.48</b>	<b>417.85</b>	<b>495.66</b>	<b>1,202.23</b>	<b>1,489.55</b>
Share of Profit/(Loss) of Associates of foreign/Indian subsidiary (Net)	-	-	-	-	-	-	-	-	-	(13.66)
<b>8 Net Profit for the period</b>	<b>190.60</b>	<b>398.91</b>	<b>426.90</b>	<b>1,165.76</b>	<b>1,256.57</b>	<b>185.48</b>	<b>417.85</b>	<b>495.66</b>	<b>1,202.23</b>	<b>1,475.89</b>
<b>9 Other Comprehensive Income</b>										
<b>Items that will not be reclassified to Profit or (Loss)</b>										
Actuarial Gain/Losses of Defined Benefit Plans	(11.62)	3.03	(10.08)	(1.14)	13.98	(15.63)	3.89	53.94	(2.56)	17.43
Fair Value of Investment in Equity	-	-	-	-	-	1.89	2.10	1.43	7.20	67.41
<b>Items that will be reclassified to Profit or (Loss)</b>										
Item Reclassified to Profit & Loss	-	-	-	-	-	-	-	(38.41)	-	(38.41)
Tax impacts on above	2.92	(0.76)	2.54	0.29	(3.52)	3.54	(1.42)	(11.23)	(0.84)	(18.40)
<b>Total Other Comprehensive Income/(Loss)</b>	<b>(8.70)</b>	<b>2.27</b>	<b>(7.54)</b>	<b>(0.85)</b>	<b>10.46</b>	<b>(10.20)</b>	<b>4.58</b>	<b>5.74</b>	<b>3.80</b>	<b>66.45</b>
<b>10 Total comprehensive income (comprising profit after tax and other comprehensive income after tax for the period)</b>	<b>181.90</b>	<b>401.18</b>	<b>419.36</b>	<b>1,164.91</b>	<b>1,267.03</b>	<b>175.29</b>	<b>422.43</b>	<b>501.40</b>	<b>1,206.03</b>	<b>1,542.34</b>
<b>11 Net Profit/(Loss) attributable to</b>										
Equity Holders of the Parent	-	-	-	-	-	185.48	417.85	495.66	1,202.23	1,475.89
Non Controlling Interest	-	-	-	-	-	-	-	-	-	-
<b>12 Other Comprehensive Income/(Loss) attributable to</b>										
Equity Holders of the Parent	-	-	-	-	-	(10.20)	4.58	5.74	3.80	66.45
Non Controlling Interest	-	-	-	-	-	-	-	-	-	-
<b>13 Total Other Comprehensive Income/(Loss) attributable to</b>										
Equity Holders of the Parent	-	-	-	-	-	175.29	422.43	501.40	1,206.03	1,542.34
Non Controlling Interest	-	-	-	-	-	-	-	-	-	-
<b>14 Paid up equity share capital (Face Value of ₹ 10 each)</b>	<b>1,734.25</b>	<b>1,734.25</b>	<b>1,734.25</b>	<b>1,734.25</b>	<b>1,734.25</b>	<b>1,734.25</b>	<b>1,734.25</b>	<b>1,734.25</b>	<b>1,734.25</b>	<b>1,734.25</b>
Reserves (excluding Revaluation Reserve)	-	-	-	8,681.79	7,516.89	-	-	-	8,744.46	7,538.44
<b>15 Earnings per share (Quarterly not annualised yearly annualised):</b>										
Basic (₹)	1.10	2.30	2.46	6.72	7.25	1.07	2.41	2.89	6.93	8.51
Diluted (₹)	1.10	2.30	2.46	6.72	7.25	1.07	2.41	2.89	6.93	8.51



Statement of Assets and Liabilities as at 31st March'2023				
Particulars	Standalone		Consolidated	
	As at 31.03.2023 (Audited)	As at 31.03.2022 (Audited)	As at 31.03.2023 (Audited)	As at 31.03.2022 (Audited)
<b>ASSETS</b>				
<b>NON CURRENT ASSETS</b>				
Property, Plant and Equipment	54.84	51.59	76.87	61.04
Right of Use Assets	141.34	95.84	141.34	95.84
Investment Properties	620.11	641.43	620.11	641.43
Intangible Assets	36.53	48.55	37.60	50.04
Intangible Assets under development	-	-	153.56	145.68
<b>Financial Assets</b>				
Investments in Equity Instruments	623.48	623.48	172.91	165.71
Loans	6.57	138.57	58.72	156.56
Others financial Assets	646.29	689.10	673.57	728.28
Deferred Tax Assets ( Net)	261.77	329.87	261.77	329.87
Other Non - Current assets	175.21	788.00	190.41	810.67
<b>Total Non Current Assets</b>	<b>2,566.14</b>	<b>3,406.43</b>	<b>2,386.86</b>	<b>3,185.12</b>
<b>CURRENT ASSETS</b>				
Contract Assets	4,011.39	2,351.01	4,116.86	2,409.81
<b>Financial Assets</b>				
Other Investments	2.92	2.79	2.92	2.79
Trade Receivable	8,130.52	5,917.50	8,425.71	6,252.42
Cash and cash equivalents	35.53	184.43	63.66	227.21
Bank Balance other than above	390.55	394.52	390.55	394.52
Other Financial Assets	177.31	239.93	118.26	148.53
Other Current Assets	264.85	213.06	283.26	235.81
<b>Total Current Assets</b>	<b>13,013.07</b>	<b>9,303.34</b>	<b>13,401.22</b>	<b>9,671.09</b>
<b>Total Assets</b>	<b>15,579.21</b>	<b>12,709.77</b>	<b>15,788.08</b>	<b>12,856.21</b>
<b>EQUITY AND LIABILITIES</b>				
<b>Equity</b>				
Equity Share Capital	1,734.25	1,734.25	1,734.25	1,734.25
Other Equity	8,681.79	7,516.89	8,744.46	7,538.44
<b>Total Equity</b>	<b>10,416.04</b>	<b>9,251.14</b>	<b>10,478.71</b>	<b>9,272.69</b>
<b>NON-CURRENT LIABILITIES</b>				
<b>Financial liabilities</b>				
Borrowings	-	-	15.08	-
Lease Liabilities	80.22	80.84	80.22	80.84
Provisions	78.77	81.43	85.34	89.57
Deferred Tax Liabilities	-	-	19.76	24.65
<b>Total Non Current Liabilities</b>	<b>158.99</b>	<b>162.27</b>	<b>200.40</b>	<b>195.06</b>
<b>CURRENT LIABILITIES</b>				
<b>Financial liabilities</b>				
Borrowings	900.32	1,008.02	903.65	1,008.27
Lease Liabilities	83.58	41.97	83.58	41.97
Trade Payables				
Total Outstanding dues of micro enterprises and small enterprises	341.79	518.37	315.85	521.78
Total Outstanding dues of creditors other than micro enterprises and small enterprises	2,963.67	1,133.76	3,002.55	1,091.23
<b>Other Financial Liabilities</b>				
i) Capital Creditors				
Total Outstanding dues of Micro Enterprises and Small Enterprises	-	-	50.11	67.81
Total Outstanding dues of Creditors Other Than Micro Enterprises and Small Enterprises	-	-	-	3.95
ii) Others	497.00	278.50	521.09	319.58
Other current liabilities	215.86	312.89	230.03	330.80
Provisions	1.96	2.85	2.11	3.07
<b>Total Current Liabilities</b>	<b>5,004.18</b>	<b>3,296.36</b>	<b>5,108.97</b>	<b>3,388.46</b>
<b>Total Equity and Liabilities</b>	<b>15,579.21</b>	<b>12,709.77</b>	<b>15,788.08</b>	<b>12,856.21</b>



**Cash Flow Statement for the Year Ended 31st March 2023**

Particulars	Standalone		Consolidated	
	Year Ended March 31, 2023	Year Ended March 31, 2022	Year Ended March 31, 2023	Year Ended March 31, 2022
<b>(A) Cash flow from Operating Activities:</b>				
Net Profit before taxation, and extraordinary items	1,564.94	1,275.09	1,616.09	1,538.76
<b>Adjustment for Non-cash Items</b>				
Bad debts	588.94	599.88	591.99	600.63
Excess Provisions written back	(245.16)	(203.32)	(246.22)	(206.64)
Provision for Doubtful debts	-	-	26.03	-
Fair Value Gain on investment	(0.13)	(0.09)	(0.13)	(0.09)
Depreciation	146.84	130.35	153.85	139.77
Interest Expense	138.01	50.01	138.87	51.75
Dividend Income	(2.65)	(2.65)	-	-
Interest Income	(33.87)	(33.72)	(47.62)	(41.15)
Net gain on disposal of foreign subsidiary	-	-	-	(59.77)
(Profit)/Loss on Sale of fixed assets	-	(70.20)	-	-
Loss of leasehold improvement of vacation of leasehold property	-	-	-	11.23
Investment Written off - On Strike off	-	261.51	-	86.21
Ind AS Adjustment	(0.80)	18.58	(2.22)	17.05
<b>Operating Profit before Working Capital Changes</b>	<b>2,156.12</b>	<b>2,025.44</b>	<b>2,230.64</b>	<b>2,137.75</b>
Increase/(Decrease) in Provisions	(3.55)	(12.86)	(5.19)	(16.69)
Increase/(Decrease) in Trade Payables	1,653.32	832.56	1,705.39	785.82
Increase/(Decrease) in Other Liabilities	124.76	(25.58)	102.02	(15.24)
Decrease/(Increase) in Other Bank Balance	3.97	(198.00)	3.97	(198.02)
Increase/(Decrease) in Contract Assets	(1,660.38)	(743.78)	(1,707.04)	(778.35)
Decrease/(Increase) in Trade Receivables	(2,556.69)	(2,749.88)	(2,545.09)	(2,829.58)
Decrease/(Increase) in Loans & Advances	69.18	(188.35)	83.69	(176.45)
Decrease/(Increase) in other Non- Current Assets	34.87	(10.39)	34.87	(10.39)
Decrease/(Increase) in Other Current Financial Assets	61.51	(50.24)	29.16	43.26
Decrease/(Increase) in other Current Assets	(83.75)	21.38	(79.41)	28.70
<b>Cash Generated from Operations</b>	<b>(200.64)</b>	<b>(1,099.70)</b>	<b>(146.99)</b>	<b>(1,029.19)</b>
Taxes Paid	(326.92)	(341.92)	(340.13)	(358.05)
<b>Net Cash from Operating Activities</b>	<b>(527.56)</b>	<b>(1,441.62)</b>	<b>(487.12)</b>	<b>(1,387.24)</b>
<b>(B) Cash Flow from Investing Activities</b>				
(Purchases)/Sale of Fixed Assets (Including advances received back for booking of Real Estate properties) (Net)	547.52	8.47	500.80	(15.26)
(Purchases)/Sale of Investments (Net)	-	137.68	-	137.68
(Increase) in Investment properties	(10.89)	-	(10.89)	-
Decrease/(Increase) in Fixed Deposits	5.55	189.78	5.02	172.90
<b>Net Cash used in Investing Activities</b>	<b>542.18</b>	<b>335.93</b>	<b>494.93</b>	<b>295.32</b>
<b>(C) Cash flow from Financing Activities :</b>				
Proceeds/(Repayment) of Borrowings	(107.70)	802.09	(89.53)	802.09
Repayment of Lease Liabilities and Interest thereon	(106.91)	(71.97)	(106.91)	(73.14)
Inter Corporate Loan received back/(given)	132.00	(13.00)	97.84	(6.56)
Interest expense	(118.24)	(43.94)	(119.10)	(45.84)
Interest Received during the year	34.68	55.96	46.34	41.63
Dividend Paid	-	(69.29)	-	(69.29)
Dividend Income	2.65	2.65	-	-
<b>Net Cash(used in)/from Financing Activities</b>	<b>(163.52)</b>	<b>662.50</b>	<b>(171.36)</b>	<b>648.89</b>
<b>Net (Decrease)/Increase in Cash and Cash Equivalents</b>	<b>(148.90)</b>	<b>(443.19)</b>	<b>(163.55)</b>	<b>(443.03)</b>
<b>Opening Balance of Cash and Cash Equivalents</b>	<b>184.43</b>	<b>627.62</b>	<b>227.21</b>	<b>670.24</b>
<b>Closing Balance of Cash and Cash Equivalents</b>	<b>35.53</b>	<b>184.43</b>	<b>63.66</b>	<b>227.21</b>
<b>Component of Cash &amp; Cash Equivalents</b>				
Balances with bank in current accounts	1.02	176.02	28.65	218.30
Cheque on hand	32.85	-	32.85	-
Cash in hand	1.66	8.41	2.16	8.91
<b>Total</b>	<b>35.53</b>	<b>184.43</b>	<b>63.66</b>	<b>227.21</b>



**Notes:**

- The above results were reviewed and recommended by the Audit Committee & approved by the Board of Directors at their respective meetings held on 24th May,2023. The financial results for the quarter and year ended March,31st 2023 have been audited by the Statutory Auditors of the Company and have expressed unmodified opinion on the financial statements.
- The standalone and consolidated financial results have been prepared in accordance with the principles and procedures of Indian Accounting Standards ("Ind AS") as notified under the Companies (Indian Accounting Standards) Rules, 2015 as specified in Section 133 of the Companies Act, 2013.
- The figures for quarter ended 31st March'23 are the balancing figures between audited figures in respect of full financial year and the published figures for nine months ended Dec'31,2022.
- The Consolidated Financial Results of the company and its Subsidiary have been prepared as per IND AS 110 'Consolidated Financial statements'. The following entities have been considered in Consolidated quarterly and year to date financial statements.
  - Rudrabhishek Infosystem Private Limited – Wholly owned Subsidiary - Audited
- The Company Operates in one segment namely advisory & consultancy services, therefore, the operations of the company falls under advisory & consultancy which is only reportable segment in standalone financial statement, however, based on management approach as defined in Ind AS 108 operating segment has been disclosed on group basis as the group is engaged in different segment than the company and Managing director/CFO of the company reviews the performance of group as a whole. The operating segment of the group on consolidated basis for the reporting period/year is as under:


Particulars	Consolidated				
	Quarter Ended			Year ended	
	31.03.2023	31.12.2022	31.03.2022	31.03.2023	31.03.2022
	(Audited)	(Unaudited)	(Audited)	(Audited)	(Audited)
<b>Segment Revenue</b>					
Consultancy & Advisory Services	3,133.01	2,283.58	2,443.18	8,827.95	7,653.36
Software Trading	39.74	15.31	12.23	67.47	14.94
<b>Gross Revenue from Operations</b>	<b>3,172.75</b>	<b>2,298.89</b>	<b>2,455.41</b>	<b>8,895.42</b>	<b>7,668.30</b>
<b>Segment Results</b>					
Consultancy & Advisory Services	866.07	763.14	839.15	2,998.95	2,808.55
Software Trading	12.61	(3.74)	4.22	0.55	4.35
Profit/(Loss) before finance cost, Tax and unallocable items	878.68	759.40	843.38	2,999.50	2,812.90
Less: Finance cost	46.05	32.46	17.29	138.87	51.75
Less: Other Unallocable Expenditure net of Income	586.50	164.49	600.06	1,244.54	1,222.40
<b>Total Profit / (loss) before Tax</b>	<b>246.13</b>	<b>562.44</b>	<b>226.02</b>	<b>1,616.09</b>	<b>1,538.75</b>
<b>Segment Assets</b>					
Consultancy & Advisory Services	15,779.06	14,165.76	12,849.72	15,779.06	12,849.72
Software Trading	9.02	4.45	6.49	9.02	6.49
<b>Total Segment Assets</b>	<b>15,788.08</b>	<b>14,170.21</b>	<b>12,856.21</b>	<b>15,788.08</b>	<b>12,856.21</b>
<b>Segment Liabilities</b>					
Consultancy & Advisory Services	5,291.04	3,862.13	3,573.26	5,291.04	3,573.26
Software Trading	18.32	4.66	10.27	18.32	10.27
<b>Total Segment Liabilities</b>	<b>5,309.37</b>	<b>3,866.79</b>	<b>3,583.52</b>	<b>5,309.37</b>	<b>3,583.52</b>

- The standalone and consolidated financial results of the Company for the quarter and year ended March 31st, 2023 are also available on the Company's Website ([www.repl.global](http://www.repl.global)) and on the Website of NSE ([www.nseindia.com](http://www.nseindia.com)).

Place : Noida  
Date : 24 May 2023

For Rudrabhishek Enterprises Limited

*Pradeep*  
Pradeep Misra  
Chairman



**RUDRABHISHEK ENTERPRISES LIMITED**  
 Regd. Office: 820, ANTRIKSHA BHAWAN, K.G.MARG NEW DELHI DL 110001 IN  
 CIN: L74899DL1992PLC050142

Website: [www.repl.global](http://www.repl.global), Email: [secretarial@replurbanplanners.com](mailto:secretarial@replurbanplanners.com)

**STATEMENT OF AUDITED STANDALONE AND CONSOLIDATED FINANCIAL RESULTS FOR THE QUARTER AND YEAR ENDED 31st MARCH, 2023**

₹ in lacs ( Except Earning per Share)

Particulars	Standalone				Consolidated			
	Quarter Ended		Year Ended		Quarter Ended		Year Ended	
	31.03.2023	31.03.2022	31.03.2023	31.03.2022	31.03.2023	31.03.2022	31.03.2023	31.03.2022
	(Audited)	(Audited)	(Audited)	(Audited)	(Audited)	(Audited)	(Audited)	(Audited)
1 Total Income from operations	3,324.10	2,533.76	8,796.22	7,665.25	3,447.87	2,727.36	9,233.43	8,041.85
2 Net Profit before Tax	252.31	127.40	1,564.94	1,275.09	246.13	226.02	1,616.09	1,538.75
3 Net Profit for the period after tax (after Extraordinary items)	190.60	426.90	1,165.76	1,256.57	185.48	495.66	1,202.23	1,475.89
4 Total Comprehensive Income for the period [Comprising Profit/(Loss) for the period (after tax) and Other Comprehensive Income (after tax)]	181.90	419.35	1,164.91	1,267.03	175.29	501.40	1,206.03	1,542.34
5 Equity paidup share capital	1,734.25	1,734.25	1,734.25	1,734.25	1,734.25	1,734.25	1,734.25	1,734.25
6 Earnings per share (Not annualised) :								
Basic ( ₹ )	1.10	2.46	6.72	7.25	1.07	2.86	6.93	8.51
Diluted ( ₹ )	1.10	2.46	6.72	7.25	1.07	2.86	6.93	8.51


1 The above results were reviewed and recommended by the Audit Committee & approved by the Board of Directors at their respective meetings held on 24th May,2023. The financial results for the quarter and year ended March,31st 2023 have been audited by the Statutory Auditors of the Company and have expressed unmodified opinion on the financial statements.

2 The above is an extract of the detailed format of audited standalone and consolidated Quarterly Results filed with the Stock Exchanges under Regulation 33 of the SEBI (Listing and Other Disclosure Requirements) Regulations, 2015. The full format of the audited standalone and consolidated Financial Results are available on the Stock Exchange websites, [www.nseindia.com](http://www.nseindia.com) and on the company website [www.repl.global](http://www.repl.global)

Place : Noida  
 Date : 24 May 2023

For Rudrabhishek Enterprises Limited

Pradeep Misra  
 Chairman



# DOOGAR & ASSOCIATES

Chartered Accountants

**Independent Auditors' Report on the quarterly and year to date Audited Standalone Financial Results of the Company pursuant to Regulation 33 of SEBI (Listing obligations and disclosure Requirements) Regulations 2015, as amended**

To

The Board of Directors  
Rudrabhishek Enterprises Limited

## Report on the Audit of Standalone Financial Results

### Opinion:

We have audited the accompanying Standalone Statement of Financial Results of Rudrabhishek Enterprises Limited ("the Company") for the quarter and year ended 31<sup>st</sup> March 2023 ("the Statement"), being submitted by the Company pursuant to the requirements of Regulation 33 of the SEBI (Listing Obligations and Disclosure Requirements) Regulations, 2015 as modified by circular no. CIR/CFD/FAC/62/2016 dated 5<sup>th</sup> July 2016

In our opinion and to the best of our information and according to the explanations given to us, the statement:

- i. is presented in accordance with the requirements of Regulation 33 of the SEBI (Listing Obligations and Disclosure Requirements) Regulations, 2015 as modified by circular no. CIR/CFD/FAC/62/2016 dated 5<sup>th</sup> July 2016; and
- ii. gives a true and fair view in conformity with the Indian Accounting Standards (Ind AS) and other accounting principles generally accepted in India of the profit (Including other comprehensive income) and other financial information of the Company for the quarter and year ended 31<sup>st</sup> March 2023.

### Basis for Opinion:

We conducted our audit of the Standalone financial statements in accordance with the Standards on Auditing specified under section 143(10) of the Act (SAs). Our responsibilities under those Standards are further described in the Auditor's Responsibilities for the Audit of the Standalone Financial Statements section of our report. We are independent of the Company in accordance with the Code of Ethics issued by the Institute of Chartered Accountants of India (ICAI) together with the independence requirements that are relevant to our audit of the Standalone financial statements under the provisions of the Act and the Rules made thereunder, and we have fulfilled our other ethical responsibilities in accordance with these requirements and the ICAI's Code of Ethics. We believe that the audit evidence we have obtained is sufficient and appropriate to provide a basis for our audit opinion on the standalone financial statements.

### Management's Responsibility for the Standalone Financial Results

These standalone annual financial results have been prepared on the basis of the standalone annual financial statements.

The Company's Management and Board of Directors are responsible for the matters stated in section 134(5) of the Act with respect to the preparation of these Standalone

13, Community Centre, East of Kailash, New Delhi - 110065  
E-mail : client@doogar.com, admin@doogar.com, Website : www.doogar.com

Ph. : 011-4657 9759, 4105 1966, 4105 2366

Branches at : Mumbai and Agra



financial statements that give a true and fair view of the financial position, financial performance, total comprehensive income, changes in equity and cash flows of the Company in accordance with the Ind AS and other accounting principles generally accepted in India. This responsibility also includes maintenance of adequate accounting records in accordance with the provisions of the Act for safeguarding the assets of the Company and for preventing and detecting frauds and other irregularities; selection and application of appropriate accounting policies; making judgments and estimates that are reasonable and prudent; and design, implementation and maintenance of adequate internal financial controls, that were operating effectively for ensuring the accuracy and completeness of the accounting records, relevant to the preparation and presentation of the standalone financial statements that give a true and fair view and are free from material misstatement, whether due to fraud or error.

In preparing the Standalone financial statements, management is responsible for assessing the Company's ability to continue as a going concern, disclosing, as applicable, matters related to going concern and using the going concern basis of accounting unless management either intends to liquidate the Company or to cease operations, or has no realistic alternative but to do so.

The Board of Directors are responsible for overseeing the Company's financial reporting process

#### **Auditor's Responsibilities for the Audit of the Standalone Financial Results**

Our objectives are to obtain reasonable assurance about whether the standalone financial statements as a whole are free from material misstatement, whether due to fraud or error, and to issue an auditor's report that includes our opinion. Reasonable assurance is a high level of assurance, but is not a guarantee that an audit conducted in accordance with SAs will always detect a material misstatement when it exists. Misstatements can arise from fraud or error and are considered material if, individually or in the aggregate, they could reasonably be expected to influence the economic decisions of users taken on the basis of these standalone financial statements.

As part of an audit in accordance with SAs, we exercise professional judgment and maintain professional skepticism throughout the audit. We also:

- Identify and assess the risks of material misstatement of the standalone financial statements, whether due to fraud or error, design and perform audit procedures responsive to those risks, and obtain audit evidence that is sufficient and appropriate to provide a basis for our opinion. The risk of not detecting a material misstatement resulting from fraud is higher than for one resulting from error, as fraud may involve collusion, forgery, intentional omissions, misrepresentations, or the override of internal control.
- Obtain an understanding of internal financial controls relevant to the audit in order to design audit procedures that are appropriate in the circumstances. Under section 143(3)(i) of the Act, we are also responsible for expressing our opinion on whether the Company has adequate internal financial controls system in place and the operating effectiveness of such controls.
- Evaluate the appropriateness of accounting policies used and the reasonable ness of accounting estimates and related disclosures made by management.
- Conclude on the appropriateness of management's use of the going concern basis of accounting and, based on the audit evidence obtained, whether a material uncertainty exists related to events or conditions that may cast significant doubt on the Company's ability to continue as a going concern. If we conclude that a material



uncertainty exists, we are required to draw attention in our auditor's report to the related disclosures in the standalone financial statements or, if such disclosures are inadequate, to modify our opinion. Our conclusions are based on the audit evidence obtained up to the date of our auditor's report. However, future events or conditions may cause the Company to cease to continue as a going concern.

- Evaluate the overall presentation, structure and content of the standalone financial statements, including the disclosures, and whether the standalone financial statements represent the underlying transactions and events in a manner that achieves fair presentation.

We communicate with those charged with governance regarding, among other matters, the planned scope and timing of the audit and significant audit findings, including any significant deficiencies in internal control that we identify during our audit.

We also provide those charged with governance with a statement that we have complied with relevant ethical requirements regarding independence, and to communicate with them all relationships and other matters that may reasonably be thought to bear on our independence, and where applicable, related safeguards.

#### **Other Matters**

The Standalone annual financial results includes the results for the quarter ended March 31, 2023 being the balancing figures between the audited figures in respect of full financial year and the published unaudited year to date figures up to the third quarter of the current financial year which were limited reviewed by us.

For Doogar & Associates  
Chartered Accountants  
Firm Registration No. 000561N


(M S Agarwal)  
Partner  
Membership No.: 086580  
UDIN: 23086580BGXIAG2678

Place: Noida  
Date: 24 May 2023

# DOOGAR & ASSOCIATES

Chartered Accountants

**Independent Auditors' Report on the year to date Audited Consolidated Financial Results of the Company pursuant to Regulation 33 of SEBI (Listing obligations and disclosure Requirements) Regulations 2015, as amended**

**TO THE BOARD OF DIRECTORS OF**

**Rudrabhishek Enterprises Limited**

**Report on the Audit of Consolidated Financial Results**

We have audited the accompanying Statement of Consolidated Financial Results of Rudrabhishek Enterprises Limited ("Holding") and its subsidiary (the Holding and its subsidiary together referred to as the group") for the quarter and year ended 31<sup>st</sup> March 2023 ("the statement), being submitted by the Holding pursuant to the requirement of Regulation 33 of the SEBI (Listing Obligations and Disclosure Requirements) Regulation 2015, as amended (Listing Regulations)

In our opinion and to the best of our information and according to the explanations given to us, the statement:

- a) includes the result of the following entities:
  1. Rudrabhishek Infosystem Private Limited - Indian Subsidiary - Audited
- i. is presented in accordance with the requirements of Regulation 33 of the SEBI (Listing Obligations and Disclosure Requirements) Regulations, 2015 as modified by circular no. CIR/CFD/FAC/62/2016 dated 5<sup>th</sup> July 2016; and
- ii. gives a true and fair view in conformity with the Indian Accounting Standards (Ind AS) and other accounting principles generally accepted in India of the consolidated net profit (Including other comprehensive income) and other financial information of the Group for the year ended 31<sup>st</sup> March 2023.

## **Basis for Opinion**

We conducted our audit of the consolidated financial statements in accordance with the Standards on Auditing (SAs) specified under section 143(10) of the Act (SAs). Our responsibilities under those Standards are further described in the *Auditor's Responsibilities for the Audit of the Consolidated Financial Statements* section of our report. We are independent of the Group in accordance with the *Code of Ethics* issued by the Institute of Chartered Accountants of India (ICAI) together with the independence requirements that are relevant to our audit of the consolidated financial statements under the provisions of the Act and the Rules made there under, and we have fulfilled our other ethical responsibilities in accordance with these requirements and the ICAI's Code of Ethics. We believe that the audit evidence we have obtained is sufficient and appropriate to provide a basis for our audit opinion on the consolidated financial statements.



13, Community Centre, East of Kailash, New Delhi - 110065  
E-mail : client@doogar.com, admin@doogar.com, Website : www.doogar.com

Ph. : 011-4657 9759, 4105 1966, 4105 2366

Branches at : Mumbai and Agra

## **Management's Responsibility for the Consolidated financial Statements**

These Consolidated annual financial results have been prepared on the basis of the consolidated annual financial statements.

The Holding Company's Management and Board of Directors are responsible for the matters stated in section 134(5) of the Act with respect to preparation of these consolidated financial statements that give a true and fair view of the consolidated financial position, consolidated financial performance, consolidated total comprehensive income, consolidated changes in equity and consolidated cash flows of the Group in accordance with the Ind AS and other accounting principles generally accepted in India. The respective Board of Directors of the companies included in the Group are responsible for maintenance of the adequate accounting records in accordance with the provisions of the Act for safeguarding the assets of the Group and for preventing and detecting frauds and other irregularities; selection and application of appropriate accounting policies; making judgments and estimates that are reasonable and prudent; and design, implementation and maintenance of adequate internal financial controls, that were operating effectively for ensuring the accuracy and completeness of the accounting records, relevant to the preparation and presentation of the consolidated financial statements that give a true and fair view and are free from material misstatement, whether due to fraud or error which have been used for the purpose of preparation of the statement by the directors of Holding company as aforesaid.

In preparing the consolidated financial statements, the respective Board of Directors of the companies included in the Group are responsible for assessing the ability of the group to continue as a going concern, disclosing, as applicable, matters related to going concern and using the going concern basis of accounting unless management either intends to liquidate the Group or to cease operations, or has no realistic alternative but to do so.


The respective Board of Directors of the companies included in the Group are also responsible for overseeing the financial reporting process of the Group.

## **Auditor's Responsibilities for the Audit of the Consolidated Financial Statements**

Our objectives are to obtain reasonable assurance about whether the consolidated financial statements as a whole are free from material misstatement, whether due to fraud or error, and to issue an auditor's report that includes our opinion. Reasonable assurance is a high level of assurance, but is not a guarantee that an audit conducted in accordance with SAs will always detect a material misstatement when it exists. Misstatements can arise from fraud or error and are considered material if, individually or in the aggregate, they could reasonably be expected to influence the economic decisions of users taken on the basis of these consolidated financial statements.

As part of an audit in accordance with SAs, we exercise professional judgment and maintain professional scepticism throughout the audit. We also:

Identify and assess the risks of material misstatement of the consolidated financial statements, whether due to fraud or error, design and perform audit procedures responsive to those risks, and obtain audit evidence that is sufficient and appropriate to provide a basis for our opinion. The risk of not detecting a material misstatement resulting from fraud is



higher than for one resulting from error, as fraud may involve collusion, forgery, intentional omissions, misrepresentations, or the override of internal control.

Obtain an understanding of internal financial controls relevant to the audit in order to design audit procedures that are appropriate in the circumstances. Under section 143(3)(i) of the Act, we are also responsible for expressing our opinion on whether the Company and its subsidiary companies which are companies incorporated in India, has adequate internal financial controls system in place and the operating effectiveness of such controls.

Evaluate the appropriateness of accounting policies used and the reasonableness of accounting estimates and related disclosures made by management and Board of directors.

Conclude on the appropriateness of management's and Board of directors use of the going concern basis of accounting and, based on the audit evidence obtained, whether a material uncertainty exists related to events or conditions that may cast significant doubt on the ability of the Group to continue as a going concern. If we conclude that a material uncertainty exists, we are required to draw attention in our auditor's report to the related disclosures in the consolidated financial statements or, if such disclosures are inadequate, to modify our opinion. Our conclusions are based on the audit evidence obtained up to the date of our auditor's report. However, future events or conditions may cause the Group to cease to continue as a going concern.

- Evaluate the overall presentation, structure and content of the consolidated financial statements, including the disclosures, and whether the consolidated financial statements represent the underlying transactions and events in a manner that achieves fair presentation.
- Obtain sufficient appropriate audit evidence regarding the financial information of the entities or business activities within the Group of which we are the independent auditors and whose financial information we have audited to express an opinion on the consolidated financial statements. We are responsible for the direction, supervision and performance of the audit of the financial statements of such entities included in the consolidated financial statements of which we are the independent auditor.
- We communicate with those charged with governance of the holding company and such other one Indian Subsidiary company incorporated in India included in the statement of which we are the independent auditors regarding, among other matters, the planned scope and timing of the audit and significant audit findings, including any significant deficiencies in internal control that we identify during our audit.

We also provide those charged with governance with a statement that we have complied with relevant ethical requirements regarding independence, and to communicate with them all relationships and other matters that may reasonably be thought to bear on our independence, and where applicable, related safeguards.

We also performed procedures in accordance with the circular no. CIR/CFD/CMD/1/44/2019 dated 29 March 2019 issued by the SEBI under Regulation 33 (8) of Listing Regulations as amended to the extent applicable.





## Other Matters

The Consolidated annual financial results includes the results for the quarter ended March 31,2023 being the balancing figures between the audited figures in respect of full financial year and the published unaudited year to date figures up to the third quarter of the current financial year which were limited reviewed by us.

For Doogar & Associates  
Chartered Accountants

Firm's Registration number: 000561N

M.S. Agarwal

Partner

Membership number: 086580

UDIN: 23086580BGXIAH7322

Place: Noida

Date: 24 May 2023