

# Reliable

## Data Services Ltd.

Date: - 27.12.2022

To,  
The Manager,  
Listing Department  
The National Stock Exchange of India Ltd.  
Exchange plaza, BKC, Bandra (E)  
Mumbai-MH 400051.

REF: - (ISIN-INE375Y01018) NSE Symbol -RELIABLE

Sub:-Clarification on Standalone & Consolidated Limited Review with Same UDIN


Dear Sir,

With reference to the subject this is to inform you that we are submitting the standalone and consolidated Audit report along with the financials with different UDINs as required.

You are requested to please take on record our above said information for your reference.

Thanking you,  
Yours faithfully

For Reliable Data Services Limited

  
Niharika Gupta  
Company Secretary  
A50409



Corporate Office :  
C-69 & 70, Sector - 2,  
Near Metro Station Sector - 15,  
Gautam Budh Nagar,  
Noida, U.P. - 201301  
Ph. : 0120-4089177, 4089100

CIN No. L72900DL2001PLC110145  
E-mail : reliable.ho@reliablegroupindia.com  
Website : www.rdspl.com

Regd. Office :  
GF - 22, Hans Bhawan,  
1, Bahadur Shah Zafar Marg,  
New Delhi-110002  
Ph. : 011-23378813  
Fax : 011-23378812

Date: - 14.11.2022

To,  
The Manager,  
Listing Department  
The National Stock Exchange of India Ltd.  
Exchange plaza, BKC, Bandra (E)  
Mumbai-MH 400051.

**REF: - (ISIN-INE375Y01018) NSE Symbol -RELIABLE**

**Sub:-Outcome of the 04<sup>th</sup> Board Meeting of Company held on 14.11.2022**

Dear Sir,

With reference to the subject this is to inform you that the 04<sup>th</sup> Meeting of Board of Director of "Reliable Data Services Limited" held today i.e.14.11.2022 from 04.00 pm to 06.45 Pm. The Board has taken inter-alia the following decisions:

1. Board has approved un-audited Standalone Financial Results for the half year ended on 30th, September 2022, as Required under Regulation 33 (3) (a) SEBI (LODR) Regulations, 2015.
2. The Board has approved un-audited Consolidated Financial Results for the half yearly ended on 30th, September 2022, as Required under Regulation 33 (3) (a) SEBI (LODR) Regulations, 2015.
3. Board had discussed and took note of Notice received for Non- Compliance vide reference no NSE/LIST-SOP/COMB/FINES/0837 and directed to make sure of compliances by the company.

You are requested to please take on record our above said information for your reference.

Thanking you,  
Yours faithfully

For Reliable Data Services Limited

  
Niharika Gupta,  
Company Secretary  
A50409





# Ashutosh Pandey & Associates

(Chartered Accountants)

C-20, 2<sup>nd</sup> Floor, Aruna Park, Laxmi Nagar, Delhi-110092

Phone: +91 1149785611, Email: ashu200047@gmail.com, caapa2005@gmail.com

**Independent Auditors' Limited Review Report on the Quarterly Unaudited Standalone financial Results of RELIABLE DATA SERVICES LTD in pursuant to the Regulation 33 of the SEBI (Listing Obligations and Disclosure Requirements) Regulations, 2015**

To

The Board of Directors

Reliable Data Services Ltd

We have reviewed the accompanying statement of unaudited Standalone financial results of **Reliable Data Services Ltd** ("The Company") for the Quarter ended 30<sup>th</sup> Sep, 2022, attached herewith, being submitted by the Company pursuant to the requirements of Regulation 33 of SEBI (Listing Obligations and Disclosure Requirements) Regulations, 2015, as amended, read with relevant rules issued there under and other accounting principles generally accepted in India. This statement is the responsibility of the company's management and has been approved by the Board of Directors. Our responsibility is to issue a report on these financial statements based on our review.

We conducted our review of the Statement in accordance with the Standard on Review Engagements (SRE) 2410 "Review of Interim Financial Information Performed by the Independent Auditor of the Entity", issued by the Institute of Chartered Accountants of India. This standard requires that we plan and perform the review to obtain moderate assurance as to whether the financial statements are free of material misstatement. A review is limited primarily to inquiries of company personnel and analytical procedures applied to financial data and thus provides less assurance than an audit. We have not performed an audit and accordingly, we do not express an audit opinion.

Based on our review conducted as above, nothing has come to our attention that causes us to believe that the accompanying statement of unaudited financial results prepared in accordance with applicable accounting standards notified under section 133 of the Companies Act, 2013 read with rule 7 of Companies (Accounts) Rules, 2014 and other recognized accounting practices and policies has not disclosed the information required to be disclosed in terms of Regulation 33 of the SEBI (Listing



Obligations and Disclosure Requirements) Regulations, 2015 including the manner in which it is to be disclosed, or that it contains any material misstatement.

**FOR ASHUTOSH PANDEY & ASSOCIATES**

**(Chartered Accountants)**

**FRN: 021376N**



**Ashutosh Kumar Pandey**

**(Partner)**

**M.No. 507900**

**UDIN: 22507900BDBXAW9414**

**Place: NEW DELHI**


**Date: 14<sup>th</sup> November, 2022**

RELIABLE DATA SERVICES LIMITED  
 Standalone Statement of Assets & Liabilities as on September 2022

Particulars	As on 30th SEP 2022	As on 31ST March 2022
	Un-Audited	Audited
<b>I. EQUITY AND LIABILITIES</b>		
<b>1 Shareholders ' Fund</b>		
Share capital		1,032.00
Reserves and surplus	1032.00	1,032.00
<b>2 Non -Curent Liabilities</b>	2087.79	1,962.43
Long Term Borrowings		
Deferred Tax Liabilities (Net)	453.02	210.07
Other Long Term Liabilities	0.00	0.00
Other Non Current Liabilities	0.00	0.00
<b>3 Current Liabilities</b>	0.00	0.00
Short Term Borrowings	0.00	0.00
Trade Payables	889.55	1,176.48
(i) Total Outstanding dues of creditors micro enterprises and small enterprises	0.00	0.00
(ii) Total Outstanding dues of creditors other than micro and small enterprises	536.74	130.09
Other current Liabilities	154.48	183.08
Short Term Provisions	283.76	235.94
<b>TOTAL</b>	<b>5437.34</b>	<b>4,930.10</b>
<b>II. ASSETS</b>	<b>5437.34</b>	<b>4,930.10</b>
<b>Non -Current assets</b>		
<b>Property Plant &amp; Equipments and Intangible Assets</b>		
<b>1 Fixes assets</b>		
(i) Tangible Assets		121.30
(ii) Intangible Assets	228.19	0.00
(iii) Capital Work -in -Progress	0.00	0.00
Non -Current Investments	855.23	855.23
Long Term Loan & Advances	1016.74	1,016.19
Defferent Tax Assets	0.00	0.00
Other Non Current Assets	4.38	7.07
	24.87	48.76
<b>2 Current Asstes</b>		
Current Investments		
Inventories	7.66	16.16
Trade Receivables	0.00	0.00
Billed		
Unbilled	1567.61	1,161.74
Cash and cash equivalents	467.45	330.73
Short Term Loans & Advances	55.21	56.86
Other Current Assets	587.19	750.57
	622.80	565.49
<b>TOTAL</b>	<b>5437.34</b>	<b>4930.10</b>

Notes on Account forming integral part of this Statement of Assets & Liabilities.

For & on behalf of the Board  
 Reliable Data Service Limited

  
 Sanjay Kumar Pathak  
 Managing Director  
 (00912040)



Place: New Delhi  
 Date: 14/11/2022

Corporate Office :  
 C-69 & 70, Sector - 2,  
 Near Metro Station Sector - 15,  
 Gautam Budh Nagar,  
 Noida, U.P. - 201301  
 Ph. : 0120-4089177, 4089100

CIN No. L72900DL2001PLC110145  
 E-mail : reliable.ho@reliablegroupindia.com  
 Website : www.rdspl.com

Regd. Office :  
 GF - 22, Hans Bhawan,  
 1, Bahadur Shah Zafar Marg,  
 New Delhi-110002  
 Ph. : 011-23378813  
 Fax : 011-23378812

Company : Reliable Data Services limited - Standalone  
 NSE symbol : RELIABLE  
 Result Period : 01 July-2022 to 30 Sep 2022  
 Result type: Un Audited

Particulars	For the Quarter ended	For the Quarter ended	For the Quarter ended	Year to date figures for year ended	Year to date figures for year ended	Year to date figures for the Previous year ended
	30.09.2022	30.06.2022	30.09.2021	30.09.2022	30.09.2021	31.03.2022
	(Un -Audited)	(Un -Audited)	(Un -Audited)	(Un- Audited)	(Un- Audited)	(Audited)
	(Rs. In Lakhs)	(Rs. In Lakhs)	(Rs. In Lakhs)	(Rs. In Lakhs)	(Rs. In Lakhs)	(Rs. In Lakhs)
Revenue from operations						
Other Income	955.32	816.60	662.51	1771.92	1325.02	3360.93
<b>Total Income III (+II)</b>	(0.97)	5.86	0.00	4.89	0.00	6.34
<b>Expenses:</b>	<b>954.36</b>	<b>822.46</b>	<b>662.51</b>	<b>1776.82</b>	<b>1325.02</b>	<b>3367.28</b>
Cost of Material Consumed	0.00	0.00	0.00	0.00	0.00	0.00
Purchase of stock-in-trade	0.00	0.00	0.00	0.00	0.00	0.00
Change in inventories of finished goods, work-in-progress and stock in trade and work in progress	0.00	0.00	0.00	0.00	0.00	0.00
Employee benefits expenses	0.00	0.00	0.00	0.00	0.00	0.00
Finance costs	212.95	185.52	208.68	398.47	417.35	795.21
Depreciation and amortisation	40.24	37.90	20.45	78.14	40.90	132.63
Other Expenditure	8.42	4.00	3.21	12.42	6.43	15.98
<b>Total Expenditure IV</b>	<b>603.30</b>	<b>513.35</b>	<b>366.32</b>	<b>1116.66</b>	<b>732.64</b>	<b>2114.80</b>
Profit before exceptional and extraordinary items and tax (III-IV)	864.92	740.77	598.66	1605.69	1,197.32	3058.63
Exceptional items	89.44	81.69	63.85	171.13	127.71	308.65
Profit before extraordinary items and tax (III-IV)	0.00	0.00	0.00	0.00	0.00	0.00
Extraordinary Items	89.44	81.69	63.85	171.13	127.71	308.65
Profit before tax	0.00	0.00	0.00	0.00	0.00	(10.00)
Tax Expense	89.44	81.69	63.85	171.13	127.71	298.65
Current Tax	0.00	0.00	0.00	0.00	0.00	0.00
Deferred Tax	21.83	21.24	16.60	43.07	33.20	77.65
Total Tax Expenses	1.32	1.32	(0.48)	2.65	(0.95)	5.29
Net Profit Loss for the period from continuing operations	23.16	22.56	16.13	45.72	32.25	82.94
Profit/(loss) from Discontinued operations (after tax)	66.28	59.13	47.73	125.41	95.45	215.71
Net Profit / (Loss) for the period	0.00	0.00	0.00	0.00	0.00	0.00
Minority Interest	66.28	59.13	47.73	125.41	95.45	215.71
Net Profit/Loss for the period	0.00	0.00	0.00	0.00	0.00	0.00
Details of Equity Share Capital	66.28	59.13	47.73	125.41	95.45	215.71
Face Value (in Rs)	10	10	10	10	10	10
Paid-up Equity Share Capital (No. of Shares)	10,320,000.00	10,320,000.00	10,320,000.00	10,320,000.00	10,320,000.00	10,320,000.00
Reserve excluding Revaluation Reserves	2,087.79	2,041.56	1,864.10	2,087.79	1,864.10	1,982.43
Basic EPS before Tax Extraordinary Items (In Rs.)	0.87	0.79	1.24	1.66	1.24	2.99
Diluted EPS before Tax Extraordinary Items (In Rs.)	0.87	0.79	1.24	1.66	1.24	2.99
Basic EPS after Tax Extraordinary Items (In Rs.)	0.64	0.57	0.92	1.22	0.92	2.09
Diluted EPS after Tax Extraordinary Items (In Rs.)	0.64	0.57	0.92	1.22	0.92	2.09
Public Shareholding(number of share)	2,913,600	2,913,600	2,913,600	2,913,600	2,913,600	2,913,600
Public Shareholding (%)	28.23%	28.23%	28.23%	28.23%	28.23%	28.23%
promoter & promoter group Number of share pledged/Encumbered	0.00	0.00	0.00	0.00	0.00	0.00
promoter & promoter group shares Pledge/Encumbered (as a %of total shareholding of promoter and promoter Group)	0.00	0.00	0.00	0.00	0.00	0.00
promoter & promoter group shares Pledge/Encumbered (as a %of total share capital of the company)	0.00	0.00	0.00	0.00	0.00	0.00
promoter & promoter group Number of share Non -encumbered	7406400	7406400	7406400	7406400	7406400	7406400
promoter & promoter group share Non-encumbered (as a %of total shareholding of promoter and promoter Group)	100%	100.00%	100%	100%	100%	100%
promoter & promoter group share Non-encumbered (as a % total share capital of the company)	71.77%	71.77%	71.77%	71.77%	71.77%	71.77%

Notes on Account forming integral part of this Profit & Loss Statement.  
 For and On behalf of

Reliable Data Services Limited

Sanjay Kumar Pathak  
 DIN: 00912040  
 MANAGING DIRECTOR

Place:- New Delhi  
 Date :- 14/11/2022



Corporate Office :  
 C-69 & 70, Sector - 2,  
 Near Metro Station Sector - 15,  
 Gautam Budh Nagar,  
 Noida, U.P. - 201301  
 Ph. : 0120-4089177, 4089100


CIN No. L72900DL2001PLC110145  
 E-mail : reliable.ho@reliablegroupindia.com  
 Website : www.rdspl.com

Regd. Office :  
 GF - 22, Hans Bhawan,  
 1, Bahadur Shah Zafar Marg,  
 New Delhi-110002  
 Ph. : 011-23378813  
 Fax : 011-23378812

### Notes to the Standalone Financial Results for the quarterly 30<sup>th</sup> September 2022

1. The Financial Results have been prepared in accordance with the Generally Accepted Accounting Standards as notified under section 133 of the Companies Act 2013("Act") read thereunder and other accounting principles generally accepted in India as amended from time to time.
2. The above Financial Results were reviewed by the Audit Committee and approved by the Board of Directors at their respective meetings held on November 14<sup>th</sup> 2022.
3. Figures of Previous year/ period have been regrouped/recast wherever necessary, in order to make them comparable.
4. The standalone financial results are rounded to nearest Lakhs, except when otherwise indicated. An amount represented by '0' (Zero) construes a value less than Rupees fifty thousand.
5. The results for quarterly 30<sup>th</sup> Sep 2022, are available on the National Stock Exchange of India Limited website (URL: [www1.nseindia.com](http://www1.nseindia.com)) and on the Company's website (URL: [www.rdsl.com/investors](http://www.rdsl.com/investors)).

For Reliable Data Services Ltd

  
Sanjay Kumar Pathak

Managing Director

Din: 00912040

Date:-14/11/2022

Place:-New Delhi




**RELIABLE DATA SERVICES LTD.  
STANDALONE CASH FLOW STATEMENT  
FOR THE YEAR ENDING 30th SEPTEMBER, 2022 ANNEXURE I**

Particulars	FY 30th SEP-22 Amounts		FY 2021-22 Amounts	
	(Rs. In Lakhs)	(Rs. In Lakhs)	(Rs. In Lakhs)	(Rs. In Lakhs)
Profit before taxation and Extra ordinary items	171.13		308.65	
<b>Adjustments for:</b>				
Depreciation	12.42		15.98	
Interest income	(4.89)		(1.25)	
Interest Paid	78.14		132.63	
<b>Changes in Working Capital:</b>				
(Increase) / Decrease in Trade Receivables	(542.59)		15.38	
(Increase) / Decrease in Other Current Assets	(57.31)		(147.61)	
Increase / (Decrease) in Trade Payables	406.65		(270.87)	
Increase / (Decrease) in Short term Provisions	47.82		71.52	
Increase / (Decrease) in Other Current Liabilities	(28.60)		(112.05)	
Cash generated from operations	82.76		12.38	
Income taxes paid/ Adjustment	(43.08)		(97.65)	
<b>Net cash from operating activities</b>		39.68		(85.27)
<b>Cash flows from investing activities</b>				
Sale / (Purchase) of Fixed Assets	(119.32)		(62.61)	
Capital work in progress			(58.79)	
(Increase) / Decrease in Short term Loan and Advances	163.38		(256.85)	
(Increase) / Decrease in Non Current Assets	23.89		(25.10)	
(Increase) / Decrease Non Current Investment	(0.55)		70.22	
(Increase) / Decrease Current Investment	8.50		(2.37)	
(Increase) / Decrease in Long term Loan and Advances			25.00	
Extraordinary items			(10.00)	
Interest income	4.89		1.25	
<b>Net cash used in Investing activities</b>		80.79		(319.23)
<b>Cash flows from financing activities</b>				
Increase / (Decrease) in short-term borrowings	(286.93)		508.97	
Increase / (Decrease) in long-term borrowings	242.94		24.08	
Dividend Paid	(78.14)		(1.87)	
Interest Paid			(132.63)	
<b>Net cash used in financing activities</b>		(122.13)		398.54
<b>Net increase in cash and cash equivalents</b>		(1.65)		(5.96)
<b>Cash and cash equivalents at beginning of period</b>		56.86		62.82
<b>Cash and cash equivalents at end of period</b>		55.21		56.86

The cash flow statement has been prepared as per indirect method prescribed by Accounting Standard - 3

Signed in terms of our separate report of even date

For & on behalf of the Board

  
Sanjay Kumar Pathak  
Managing Director  
(00912040)  
Place: New Delhi  
Date: 14/11/2022



Reliable Data Services Limited  
UnAudited Standalone Segment Information

	For the Quarter ended	For the Quarter ended	For the Quarter ended	Year to date figures for year ended	Year to date figures for year ended	Year to date figures for the Previous year ended
	30.09.2022	30.06.2022	30.09.2021	30.09.2022	30.09.2021	31.03.2022
	(Un -Audited)	(Un -Audited)	(Un -Audited)	(Un- Audited)	(Un- Audited)	(Audited)
	(Rs. In Lakhs)	(Rs. In Lakhs)	(Rs. In Lakhs)	(Rs. In Lakhs)	(Rs. In Lakhs)	(Rs. In Lakhs)
<b>SEGMENT REVENUE</b>						
BFSI SEGMENT	742.08	449.13	424.25	1191.21	818.44	2075.41
NON BFSI SEGMENT	213.24	367.47	238.26	580.71	506.58	1285.52
<b>Total</b>	<b>955.32</b>	<b>816.60</b>	<b>662.51</b>	<b>1771.92</b>	<b>1325.02</b>	<b>3360.93</b>
<b>SEGMENT EXPENDITURE</b>						
BFSI SEGMENT	672.04	407.42	383.15	1079.46	739.34	1888.7
NON BFSI SEGMENT	192.88	333.35	215.51	526.23	457.97	1169.92
<b>Total</b>	<b>864.92</b>	<b>740.77</b>	<b>598.66</b>	<b>1605.69</b>	<b>1197.31</b>	<b>3058.62</b>
Operating Income	90.40	75.83	63.85	166.23	127.71	302.31
Other Income	(0.96)	5.86	0.00	4.90	0.00	6.34
Profit Before Tax	89.44	81.69	63.85	171.13	127.71	308.65

Note: The assets and liabilities of the Group are used interchangeably amongst segments. Allocation of such assets and liabilities is not practicable and any forced allocation would not result in any meaningful segregation. Hence, assets and liabilities have not been identified to any of the reportable segments.

# Reliable



Corporate Office :  
C-69 & 70, Sector - 2,  
Near Metro Station Sector - 15,  
Gautam Budh Nagar,  
Noida, U.P. - 201301  
Ph. : 0120-4089177, 4089100

CIN No. L72900DL2001PLC110145  
E-mail : reliable.ho@reliablegroupindia.com  
Website : www.rdspl.com

Regd. Office :  
GF - 22, Hans Bhawan,  
1, Bahadur Shah Zafar Marg,  
New Delhi-110002  
Ph. : 011-23378813  
Fax : 011-23378812



# Ashutosh Pandey & Associates

(Chartered Accountants)

C-20, 2<sup>nd</sup> Floor, Aruna Park, Laxmi Nagar, Delhi-110092

Phone: +91 1149785611, Email: ashu200047@gmail.com, caapa2005@gmail.com

**Independent Auditors' Limited Review Report on the Quarterly Unaudited consolidated financial Results of RELIABLE DATA SERVICES LTD in pursuant to the Regulation 33 of the SEBI (Listing Obligations and Disclosure Requirements) Regulations, 2015**

To

The Board of Directors

Reliable Data Services Ltd

1. We have reviewed the accompanying Statement of Consolidated Unaudited Financial Results of **Reliable Data Services Limited** ("the Parent") and its subsidiaries (the Parent and its subsidiaries together referred to as "the Group"), and its share of the net profit/(loss) after tax and total comprehensive income / loss of its associates and joint ventures for the Quarterly ended on 30<sup>th</sup> Sep, 2022 ("the Statement"), being submitted by the Parent pursuant to the requirement of Regulation 33 of the SEBI (Listing Obligations and Disclosure Requirements) Regulations, 2015, as amended.
2. This Statement, which is the responsibility of the Parent's Management and approved by the Parent's Board of Directors, has been prepared in accordance with the recognition and measurement principles laid down in Accounting Standard 25 "Interim Financial Reporting" ("AS 25"), prescribed under Section 133 of the Companies Act, 2013, and other accounting principles generally accepted in India. Our responsibility is to express a conclusion on the Statement based on our review.
3. We conducted our review of the Statement in accordance with the Standard on Review Engagements (SRE) 2410 "Review of interim Financial information Performed by the independent Auditor of the Entity", issued by the Institute of Chartered Accountants of India. A review of interim financial information consists of making inquiries, primarily of persons responsible for financial and accounting matters, and applying analytical and other review procedures. A review is substantially less in scope than an audit conducted in accordance with Standards on Auditing and consequently does not enable us to obtain assurance that we would become aware



of all significant matters that might be identified in an audit. Accordingly, we do not express an audit opinion.

We also performed procedures in accordance with the circular issued by the SEBI under Regulation 33 (8) of the SEBI (Listing Obligations and Disclosure Requirements) Regulations, 2015, as amended, to the extent applicable.

4. The Statement includes the results of the following entities:

**Subsidiaries:** Kandarp Management Services Private Limited, Sharp Eagle Investigation Private Limited, Authentic Healthcare Services Private Limited, Authentic Developers Private Limited, Vibrant Educare Private Limited, Reliable Agri Projects Private Limited, Ascent Keyboardlabs Technologies Private Limited, RDS Allied Services Private Limited, Factoring Management Services Private Limited.

**Joint Venture:** Total Outsourcing Solutions.

**Associates:** Klass Gateway Travel Private Limited.

5. Based on our review conducted and procedures performed as stated in paragraph 3 above and based on the consideration of the review reports of the other auditors referred to in paragraph 6 below, nothing has come to our attention that causes us to believe that the accompanying Statement, prepared in accordance with the recognition and measurement principles laid down in the aforesaid Indian Accounting Standard and other accounting principles generally accepted in India, has not disclosed the information required to be disclosed in terms of Regulation 33 of the SEBI (Listing Obligations and Disclosure Requirements) Regulations, 2015, as amended, including the manner in which it is to be disclosed, or that it contains any material misstatement.


6. We did not review the interim financial statements / financial information / financial results of 9 subsidiaries included in the consolidated unaudited financial results, whose interim financial statements / financial information / financial results reflect total revenue of Rs.1489.99 lakhs and total Assets of Rs. 6231.94 lakhs for the ended 30<sup>th</sup> Sep, 2022, respectively ; total net profit / (loss) after tax of Rs 23.50 lakhs for the ended 30<sup>th</sup> Sep ,2022 respectively , as considered in the statement in respect of associates and joint ventures, whose interim financial statements / financial information/ financial results have not been reviewed by us. These interim financial statements / financial information / financial results have been reviewed by other auditors whose reports have been furnished to us by the Management and our conclusion on the Statement, in so far as it relates to the amounts and disclosures included in respect of these subsidiaries, associates and joint ventures, is based solely on the reports of the other auditors and the procedures performed by us as stated in paragraph 3 above.

Our conclusion on Statement is not modified in respect of our reliance on the work



done by and the reports of the other auditors and the interim financial information certified by the Management.

**FOR ASHUTOSH PANDEY & ASSOCIATES**  
**(Chartered Accountants)**  
**FRN:021376N**



**Ashutosh Kumar Pandey**  
**(Partner)**  
**M.No. 507900**  
**UDIN:- 22507900BGDEXH8043**

**Place: NEW DELHI**  
**Date: 14<sup>th</sup> November, 2022**

RELIABLE DATA SERVICES LIMITED  
Consolidated Statement of Assets & Liabilities as on September 2022

Particulars	As on 30th Sep 2022	As on 31st March 2022
	Un-Audited	Audited
<b>I. EQUITY AND LIABILITIES</b>		
<b>1 Shareholders' Fund</b>		
Share capital		
Reserves and surplus	1032.00	1,032.00
<b>2 Minority Interest</b>	3188.75	2,745.63
<b>3 Non -Current Liabilities</b>	<b>899.61</b>	<b>370.94</b>
Long Term Borrowings		
Deferred Tax Liabilities (Net)	519.14	505.26
Other Long Term Liabilities	43.38	37.33
Other Non Current Liabilities	57.08	57.86
	469.95	469.95
<b>4 Current Liabilities</b>		
Short Term Borrowings		
Trade Payables	1120.10	911.66
(i) Total Outstanding dues of creditors micro enterprises and small enterprises	0.00	0.00
(ii) Total Outstanding dues of creditors other than micro and small enterprises	1005.51	685.31
Other current Liabilities	401.71	436.66
Short Term Provisions	402.72	328.85
<b>TOTAL</b>	<b>9139.93</b>	<b>7,581.45</b>
<b>II. ASSETS</b>		
<b>Non -Current assets</b>		
<b>Property Plant &amp; Equipments and Intangible Assets</b>		
<b>1 Fixes assets</b>		
(i) Tangible Assets	1077.93	949.98
(ii) Intangible Assets	0.00	0.00
(iii) Capital work-in-progress	2355.07	2292.05
Non -Current Investments	386.15	385.60
Long Term Loan & Advances	20.00	45.67
Defferent Tax Assets	0.00	0.00
Other Non Current Assets	47.05	125.01
<b>2 Current Asstes</b>	0.00	
Current Investments	0.00	
Inventories	21.40	16.16
Trade Receivables	1.30	2.52
Billed		
Unbilled	1940.23	2088.33
Cash and cash equivalents	732.45	505.57
Short Term Loans & Advances	67.69	76.43
Other Current Assets	1188.96	573.42
	1301.68	520.70
<b>TOTAL</b>	<b>9139.93</b>	<b>7581.45</b>

Notes on Account forming integral part of this Statement of Assets & Liabilities.

For & on behalf of the Board  
Reliable Data Service Limited

Sanjay Kumar Pathak  
Managing Director  
(00912040)



Place: New Delhi  
Date: 14/11/2022

Corporate Office :  
C-69 & 70, Sector - 2,  
Near Metro Station Sector - 15,  
Gautam Budh Nagar,  
Noida, U.P. - 201301  
Ph. : 0120-4089177, 4089100

CIN No. L72900DL2001PLC110145  
E-mail : reliable.ho@reliablegroupindia.com  
Website : www.rdspl.com

Regd. Office :  
GF - 22, Hans Bhawan,  
1, Bahadur Shah Zafar Marg,  
New Delhi-110002  
Ph. : 011-23378813  
Fax : 011,23378812

Company : Reliable Data Services limited - Consolidated  
 NSE symbol : RELIABLE  
 Result Period : 01-July 2022 to 30 Sep 2022  
 Result type: Un-Audited

Particulars	For the Quarter ended	For the Quarter ended	For the Quarter ended	Year to date figures for year ended	Year to date figures for year ended	Year to date figures for the Previous year ended
	30.09.2022	30.06.2022	30.09.2021	30.09.2022	30.09.2021	31.03.2022
	(Un -Audited)	(Un -Audited)	(Un -Audited)	(Un- Audited)	(Un- Audited)	(Audited)
	(Rs. In Lakhs)	(Rs. In Lakhs)	(Rs. In Lakhs)	(Rs. In Lakhs)	(Rs. In Lakhs)	(Rs. In Lakhs)
Revenue from operations	1830.97	1164.78	1054.03	2995.75	2108.06	5339.13
Other Income	(0.40)	6.05	2.81	5.64		16.09
<b>Tota Income III (I+II)</b>	<b>1830.57</b>	<b>1170.83</b>	<b>1056.84</b>	<b>3001.39</b>	<b>2113.67</b>	<b>5355.23</b>
<b>Expenses:</b>	<b>0.00</b>	<b>0.00</b>	<b>0.00</b>	<b>0.00</b>	<b>0.00</b>	<b>0.00</b>
Cost of Material Consumed	0.00	0.00	0.00	0.00	0.00	0.00
Purchase of stock-in-trade	0.00	0.00	0.00	0.00	0.00	0.00
Change in inventories of finished goods, work-in-progress and stock in trade and work in progress	0.00	0.00	2.54	0.00	5.07	0.00
Employee benefits expenses	0.74	0.49	(2.54)	1.23	(5.07)	2.55
Finance costs	283.98	246.70	287.84	530.69	575.68	1114.29
Depreciation and amortisation	51.25	48.85	33.90	100.10	67.80	197.79
Other Expenditure	16.84	9.10	7.62	25.95	15.23	36.42
<b>Total Expenditure IV</b>	<b>1390.01</b>	<b>711.78</b>	<b>609.51</b>	<b>2,102</b>	<b>1219.01</b>	<b>3466.37</b>
Profit before exceptional and extraordinary items and tax (III-IV)	1742.83	1016.94	938.86	2,759.76	1,877.72	4,817.42
Exceptional items	87.74	153.89	117.98	241.63	235.95	537.81
Profit before extraordinary items and tax (III-IV)	0.00	0.00	0.00	0.00	0.00	0.00
Extraordinary Items	87.74	153.89	117.98	241.63	235.95	537.81
Profit before tax	0.00	0.00	0.00	0.00	0.00	(10.00)
Tax Expense	87.74	153.89	117.98	241.63	235.95	527.81
Current Tax						
Deferred Tax	20.75	40.06	30.71	60.82	61.43	137.23
Total Tax Expenses	2.00	4.00	0.76	6.00	1.52	16.01
Net Profit Loss for the period from continuing operations	22.76	44.07	31.47	66.82	62.95	153.24
Profit/(loss) from Discontinued operations (after tax)	64.99	109.83	86.50	174.81	173.00	374.57
Net Profit / (Loss) for the period	0.00	0.00	0.00	0.00	0.00	0.00
Minority Interest	64.99	109.83	86.50	174.81	173.00	374.57
Net Profit/Loss for the period	10.27	7.44	6.46	17.71	12.92	26.57
Details of Equity Share Capital	54.72	102.39	80.04	157.10	160.08	348.01
Face Value (in Rs))						
Paid-up Equity Share Capital (No. of Shares)	10.00	10	10	10	10	10
Paid-up Equity Share Capital (No. of Shares)	10,320,000.00	10,320,000.00	10,320,000.00	10,320,000.00	10,320,000.00	10,320,000.00
Reserve excluding Revaluation Reserves	3,188.75	2,848.02	2,590.08	3,188.75	2,590.08	2,745.63
Basic EPS before Tax Extraordinary Items (in Rs.)	0.85	242.46	2.29	2.34	2.29	5.21
Diluted EPS before Tax Extraordinary Items (In Rs.)	0.85	1.49	2.29	2.34	2.29	5.21
Basic EPS after Tax Extraordinary Items (In Rs.)	0.63	1.06	1.68	1.69	1.68	3.63
Diluted EPS after Tax Extraordinary Items (In Rs.)	0.63	1.06	1.68	1.69	1.68	3.63
Public Shareholding(number of share)	2,913,600	2,913,600	2,913,600	2,913,600	2,913,600	2,913,600
Public Shareholding (%)	28.23%	28.23%	28.23%	28.23%	28.23%	28.23%
promoter & promoter group Number of share pledged/Encumbered	0	0	0	0	0	0
promoter & promoter group shares Pledge/Encumbered (as a %of total shareholding of promoter and promoter Group)	0	0	0	0	0	0
promoter & promoter group shares Pledge/Encumbered (as a %of total share capital of the company)	0	0	0	0	0	0
promoter & promoter group Number of share Non -encumbered	7406400	7406400	7406400	7406400	7406400	7406400
promoter & promoter group share Non-encumbered (as a %of total shareholding of promoter and promoter Group)	100%	100%	100%	100%	100%	100%
promoter & promoter group share Non-encumbered (as a % total share capital of the company)	71.77%	71.77%	71.77%	71.77%	71.77%	71.77%

Notes on Account forming Integral part of this Profit & Loss Statement.  
 For and On behalf of  
 Reliable Data Services Limited

Sanjay Kumar Pathak  
 DIN: 00912040  
 MANAGING DIRECTOR



Place:- New Delhi  
 Date :- 14/11/2022

Corporate Office :  
 C-69 & 70, Sector - 2,  
 Near Metro Station Sector - 15,  
 Gautam Budh Nagar,  
 Noida, U.P. - 201301  
 Ph. : 0120-4089177, 4089100


CIN No. L72900DL2001PLC110145  
 E-mail : reliable.ho@reliablegroupindia.com  
 Website : www.rdspl.com

Regd. Office :  
 GF - 22, Hans Bhawan,  
 1, Bahadur Shah Zafar Marg,  
 New Delhi-110002  
 Ph. : 011-23378813  
 Fax : 011-23378812

### Notes to the Consolidated Financial Results for the quarterly 30<sup>th</sup> September 2022

1. The Financial Results have been prepared in accordance with the Generally Accepted Accounting Standards as notified under section 133 of the Companies Act 2013("Act") read thereunder and other accounting principles generally accepted in India as amended from time to time.
2. The above Financial Results were reviewed by the Audit Committee and approved by the Board of Directors at their respective meetings held on November 14<sup>th</sup> 2022.
3. Figures of Previous year/ period have been regrouped/recast wherever necessary, in order to make them comparable.
4. The Consolidated financial results are rounded to nearest Lakhs, except when otherwise indicated. An amount represented by '0' (Zero) construes a value less than Rupees fifty thousand.
5. The results for quarterly 30<sup>th</sup> Sep 2022, are available on the National Stock Exchange of India Limited website (URL: [www1.nseindia.com](http://www1.nseindia.com)) and on the Company's website (URL: [www.rdsl.com/investors](http://www.rdsl.com/investors)).

For Reliable Data Services Ltd

  
Sanjay Kumar Pathak

Managing Director

Din: 00912040

Date:-14/11/2022

Place:-New Delhi



**RELIABLE DATA SERVICES LTD.**  
**UNAUDITED CONSOLIDATED CASH FLOW STATEMENT**  
**FOR THE YEAR ENDING 30th SEPTEMBER 2022 ANNEXURE-I**

Particulars	30th SEP 2022		31st MARCH 2022	
	Rs. In Lakhs		Rs. In Lakhs	
<b>Cash flows from operating activities</b>				
Profit before taxation & Extra Ordinary Items				
<i>Adjustments for:</i>				
Depreciation	241.63		537.81	
Interest income	25.95		36.42	
Interest Paid	(5.64)		(7.55)	
	100.1		197.79	
<i>Changes in Working Capital:</i>				
(Increase) / Decrease in Trade Receivables	(78.78)		34.18	
(Increase) / Decrease in Other Current Assets	(780.98)		448.02	
Increase / (Decrease) in Trade Payables	320.20		(387.00)	
Increase / (Decrease) in Short term Provisions	73.86		42.02	
(Increase) / Decrease in Other Current Liabilities	(34.95)		(199.58)	
(Increase) / Decrease in Short term Loan and Advances	(615.54)		(73.64)	
(Increase) / Decrease in Long term Loan and Advances	25.67		208.90	
Inventories	1.23		2.55	
Cash generated from operations	(727.25)		839.92	
Income taxes paid/ Adjustment	207.54		(192.80)	
<b>Net cash from operating activities</b>		(519.71)		647.13
<b>Cash flows from investing activities</b>				
Sale / (Purchase) of Fixed Assets	(153.91)		(215.93)	
Capital work in progress	(63.02)		(521.59)	
(Increase) / Decrease in Non Current Assets	77.95		(24.57)	
(Increase) / Decrease Non Current Investment	(0.55)		70.22	
(Increase) / Decrease Current Investment	(5.24)		(2.37)	
Interest income	5.64		7.55	
Extraordinary items			(10.00)	
Minority Interest	528.66		25.43	
<b>Net cash used in investing activities</b>		389.53		(671.25)
<b>Cash flows from financing activities</b>				
Premium on issued capital				
Increase / (Decrease) in short-term borrowings	208.44		307.05	
Increase in long-term borrowings	13.88		(117.29)	
Other Long-term Liabilities	(0.78)		0.11	
Dividend Paid			(1.87)	
Interest Paid	(100.10)		(197.79)	
<b>Net cash used in financing activities</b>		121.44		(9.79)
<b>Net increase in cash and cash equivalents</b>		(8.74)		(33.91)
<b>Cash and cash equivalents at beginning of period</b>		76.43		110.34
<b>Cash and cash equivalents at end of period</b>		67.69		76.43

The cash flow statement has been prepared as per indirect method prescribed by Accounting Standard - 3

For & on behalf of the Board

*Sanjay Kumar Pathak*  
Sanjay Kumar Pathak  
Managing Director  
(00912040)



Place: New Delhi  
Date: 14/11/2022

Corporate Office :  
C-69 & 70, Sector - 2,  
Near Metro Station Sector - 15,  
Gautam Budh Nagar,  
Noida, U.P. - 201301  
Ph. : 0120-4089177, 4089100

CIN No. L72900DL2001PLC110145  
E-mail : reliable.ho@reliablegroupindia.com  
Website : www.rdspl.com

Regd. Office :  
GF - 22, Hans Bhawan,  
1, Bahadur Shah Zafar Marg,  
New Delhi-110002  
Ph. : 011-23378813  
Fax : 011-23378812

Reliable Data Services Limited  
UnAudited Consolidated Segment Information

	For the Quarter ended	For the Quarter ended	For the Quarter ended	Year to date figures for year ended	Year to date figures for year ended	Year to date figures for the Previous year ended
	30.09.2022	30.06.2022	30.09.2021	30.09.2022	30.09.2021	31.03.2022
	(Un -Audited)	(Un -Audited)	(Un -Audited)	(Un- Audited)	(Un- Audited)	(Audited)
	(Rs. In Lakhs)	(Rs. In Lakhs)	(Rs. In Lakhs)	(Rs. In Lakhs)	(Rs. In Lakhs)	(Rs. In Lakhs)
<b>SEGMENT REVENUE</b>						
BFSI SEGMENT	1230.76	653.40	431.64	1884.16	1210.22	2952.70
NON BFSI SEGMENT	578.90	798.85	950.69	1377.75	1447.84	3532.43
<b>Total</b>	<b>1809.66</b>	<b>1452.25</b>	<b>1382.33</b>	<b>3261.91</b>	<b>2658.06</b>	<b>6485.12</b>
Less : Inter Segment Revenue	(21.31)	287.47	328.30	266.16	550.00	1146.38
<b>Net Revenue from Operations</b>	<b>1830.97</b>	<b>1164.78</b>	<b>1054.03</b>	<b>2995.75</b>	<b>2108.06</b>	<b>5339.13</b>
<b>SEGMENT EXPENDITURE</b>						
BFSI SEGMENT	1161.88	586.98	360.54	1748.86	1102.7	2693.38
NON BFSI SEGMENT	578.51	700.46	897.90	1278.97	1298.02	3170.41
Less: Unallocable Expenditure	2.43	(270.50)	(319.31)	(268.07)	(523.00)	(1,046.38)
<b>Total</b>	<b>1742.82</b>	<b>1016.94</b>	<b>939.13</b>	<b>2759.76</b>	<b>1877.72</b>	<b>4817.41</b>
<b>Operating Income</b>	<b>88.15</b>	<b>147.84</b>	<b>114.90</b>	<b>235.99</b>	<b>230.34</b>	<b>521.72</b>
Other Income	(0.41)	6.05	3.08	5.64	5.61	16.09
<b>Profit Before Tax</b>	<b>87.74</b>	<b>153.89</b>	<b>117.98</b>	<b>241.63</b>	<b>235.95</b>	<b>537.81</b>

Note: The assets and liabilities of the Group are used interchangeably amongst segments. Allocation of such assets and liabilities is not practicable and any forced allocation would not result in any meaningful segregation. Hence, assets and liabilities have not been identified to any of the reportable segments.

# Reliable



Corporate Office :  
C-69 & 70, Sector - 2,  
Near Metro Station Sector - 15,  
Gautam Budh Nagar,  
Noida, U.P. - 201301  
Ph. : 0120-4089177, 4089100

CIN No. L72900DL2001PLC110145  
E-mail : reliable.ho@reliablegroupindia.com  
Website : www.rdspl.com

Regd. Office :  
GF - 22, Hans Bhawan,  
1, Bahadur Shah Zafar Marg,  
New Delhi-110002  
Ph. : 011-23378813  
Fax : 011-23378812