

Date: - 14.11.2023

To,  
The Manager,  
Listing Department  
The National Stock Exchange of India Ltd.  
Exchange plaza, BKC, Bandra (E)  
Mumbai-MH 400051.

**REF: - (ISIN-INE375Y01018) NSE Symbol -RELIABLE**

**Sub:-Outcome of the 04<sup>th</sup> Board Meeting of Company held on 14.11.2023**

Dear Sir,


With reference to the subject this is to inform you that the 04<sup>th</sup> Meeting of Board of Director of "Reliable Data Services Limited" held today i.e.14.11.2023 from 04.00 pm to 05.20 Pm. The Board has taken inter-alia the following decisions:

1. Board has approved un-audited Standalone Financial Results for the half year ended on 30th, September 2023, as Required under Regulation 33 (3) (a) SEBI (LODR) Regulations, 2015.
2. The Board has approved un-audited Consolidated Financial Results for the half yearly ended on 30th, September 2023, as Required under Regulation 33 (3) (a) SEBI (LODR) Regulations, 2015.

You are requested to please take on record our above said information for your reference.

Thanking you,  
Yours faithfully

For Reliable Data Services Limited

  
Niharika Gupta  
Company Secretary  
A50409





# Ashutosh Pandey & Associates

(Chartered Accountants)

C-20, 2<sup>nd</sup> Floor, Aruna Park, Laxmi Nagar, Delhi-110092

Phone: +91 1149785611, Email: ashu200047@gmail.com, caapa2005@gmail.com

**Independent Auditors' Limited Review Report on the Quarterly Unaudited Standalone financial Results of RELIABLE DATA SERVICES LTD in pursuant to the Regulation 33 of the SEBI (Listing Obligations and Disclosure Requirements) Regulations, 2015**

To

The Board of Directors

Reliable Data Services Ltd

We have reviewed the accompanying statement of unaudited Standalone financial results of **Reliable Data Services Ltd** ("The Company") for the Quarter ended 30<sup>th</sup> Sep, 2023, attached herewith, being submitted by the Company pursuant to the requirements of Regulation 33 of SEBI (Listing Obligations and Disclosure Requirements) Regulations, 2015, as amended, read with relevant rules issued there under and other accounting principles generally accepted in India. This statement is the responsibility of the company's management and has been approved by the Board of Directors. Our responsibility is to issue a report on these financial statements based on our review.

We conducted our review of the Statement in accordance with the Standard on Review Engagements (SRE) 2410 "Review of Interim Financial Information Performed by the Independent Auditor of the Entity", issued by the Institute of Chartered Accountants of India. This standard requires that we plan and perform the review to obtain moderate assurance as to whether the financial statements are free of material misstatement. A review is limited primarily to inquiries of company personnel and analytical procedures applied to financial data and thus provides less assurance than an audit. We have not performed an audit and accordingly, we do not express an audit opinion.

Based on our review conducted as above, nothing has come to our attention that causes us to believe that the accompanying statement of unaudited financial results prepared in accordance with applicable accounting standards notified under section 133 of the Companies Act, 2013 read with rule 7 of Companies (Accounts) Rules, 2014 and other recognized accounting practices and policies has not disclosed the information required to be disclosed in terms of Regulation 33 of the SEBI (Listing




Obligations and Disclosure Requirements) Regulations, 2015 including the manner in which it is to be disclosed, or that it contains any material misstatement.

**FOR ASHUTOSH PANDEY & ASSOCIATES**

**(Chartered Accountants)**

**FRN: 021376N**



**Ashutosh Kumar Pandey**

**(Partner)**

**M.No. 507900**

**UDIN: 23507900BGWUMD6105**

**Place: NEW DELHI**

**Date: 14<sup>th</sup> November, 2023**

**RELIABLE DATA SERVICES LIMITED**  
**STANDALONE BALANCE SHEET AS AT 30th SEPTEMBER, 2023**

CIN L72900DL2001PLC110145

Particulars		As at	As at
		30th Sep, 2023 (Rs. In Lakhs)	31st March, 2023 (Rs. In Lakhs)
		Un-Audited	Audited
<b>I. EQUITY AND LIABILITIES</b>			
(1) Shareholders' Funds			
(a) Share Capital		1032.00	1,032.00
(b) Reserves & Surplus		2352.35	2,221.23
(2) Non-current Liabilities			
(a) Long-term borrowings		383.87	111.97
(3) Current Liabilities			
(a) Short-term borrowings		1239.57	1,421.39
(b) Trade Payables			
(i) Total Outstanding dues of creditors micro enterprises and small enterprises		0.00	0.00
(ii) Total Outstanding dues of creditors other than micro and small enterprises		1574.99	1,001.86
(c) Other current liabilities		1033.05	983.94
(d) Short-term provisions		348.14	333.20
<b>TOTAL</b>		<b>7963.97</b>	<b>7,105.59</b>
<b>II. ASSETS</b>			
(1) Non-current assets			
(a) Property Plant & Equipments and Intangible assets			
(a) Tangible assets		325.47	309.29
(b) Intangible assets		439.05	479.83
(b) Capital Work in Progress		1034.73	784.73
(b) Non-current investments		631.36	1,010.63
(c) Deferred tax assets (Net)		25.38	19.49
(d) Long-term loans and advances		957.30	0.00
(e) Other Non Current Assets		29.11	28.15
(2) Current assets			
(a) Current investments		6.50	21.25
(c) Trade receivables			
Billed		2191.50	1,791.09
Unbilled		550.00	410.64
(d) Cash and cash equivalents		48.30	39.86
(e) Short-term loans and advances		125.69	590.84
(f) Other current assets		1599.59	1,619.80
<b>TOTAL</b>		<b>7963.97</b>	<b>7,105.59</b>

Notes on Account forming integral part of this Balance Sheet

Signed in terms of our separate report of even date

For & on behalf of the Board

**Sanjay Kumar Pathak**  
Managing Director  
(00912040)

Place: New Delhi  
Date: 14/11/2023



Corporate Office :  
C-69 & 70, Sector - 2,  
Near Metro Station Sector - 15,  
Gautam Budh Nagar,  
Noida, U.P. - 201301  
Ph. : 0120-4089177, 4089100

CIN No. L72900DL2001PLC110145  
E-mail : reliable.ho@reliablegroupindia.com  
Website : www.rdspl.com

Regd. Office :  
GF - 22, Hans Bhawan,  
1, Bahadur Shah Zafar Marg,  
New Delhi-110002  
Ph. : 011-23378813  
Fax : 011-23378812

Company : Reliable Data Services limited - Standalone						
NSE symbol : RELIABLE						
Result Period : 01-April 2023 to 30 Sep 2023						
Result type: Un-Audited						
Particulars	For the Quarter ended	For the Quarter ended	For the Quarter ended	Year to date figures for year ended	Year to date figures for year ended	Year to date figures for year ended
	30.09.2023	30.06.2023	30.09.2022	30.09.2023	30.09.2022	31.03.2023
	(Un -Audited)	(Un -Audited)	(Un -Audited)	(Un- Audited)	(Un- Audited)	( Audited)
	(Rs. in Lakhs)	(Rs. in Lakhs)	(Rs. in Lakhs)	(Rs. in Lakhs)	(Rs. in Lakhs)	(Rs. in Lakhs)
Revenue from operations	1007.65	885.51	955.32	1893.16	1771.92	4304.40
Other Income	0.25	0.00	(0.97)	0.25	4.89	109.75
<b>Total Income III (I+II)</b>	<b>1007.90</b>	<b>885.51</b>	<b>954.35</b>	<b>1893.41</b>	<b>1776.82</b>	<b>4414.15</b>
<b>Expenses:</b>	<b>0.00</b>	<b>0.00</b>	<b>0.00</b>	<b>0.00</b>	<b>0.00</b>	<b>0.00</b>
Cost of Material Consumed	0.00	0.00	0.00	0.00	0.00	0.00
Purchase of stock-in-trade	0.00	0.00	0.00	0.00	0.00	0.00
Change in inventories of finished goods, work-in-progress and stock in trade and work in progress	0.00	0.00	0.00	0.00	0.00	0.00
Employee benefits expenses	273.00	270.15	212.95	543.15	398.47	918.25
Finance costs	43.55	41.13	40.24	84.68	78.14	176.15
Depreciation and amortisation	20.20	54.34	8.42	74.54	12.42	106.91
Other Expenditure	581.35	437.30	803.30	1,018.65	1,116.86	2862.76
<b>Total Expenditure IV</b>	<b>918.10</b>	<b>802.92</b>	<b>864.92</b>	<b>1,771.03</b>	<b>1,605.69</b>	<b>4064.07</b>
Profit before exceptional and extraordinary items and tax (III-IV)	89.80	82.58	89.44	172.38	171.13	350.09
Exceptional items	0.00	0.00	0.00	0.00	0.00	0.00
Profit before extraordinary items and tax (III-IV)	89.80	82.58	89.44	172.38	171.13	350.09
Extraordinary items	0.00	0.00	0.00	0.00	0.00	(10.00)
Profit before tax	89.80	82.58	89.44	172.38	171.13	340.09
<b>Tax Expense</b>	<b>0.00</b>	<b>0.00</b>	<b>0.00</b>	<b>0.00</b>	<b>0.00</b>	<b>0.00</b>
Current Tax	28.55	21.47	21.83	50.02	43.07	88.42
Deferred Tax	(7.43)	1.54	1.32	(5.89)	2.65	(12.47)
<b>Total Tax Expenses</b>	<b>21.12</b>	<b>23.01</b>	<b>23.16</b>	<b>44.13</b>	<b>45.72</b>	<b>75.95</b>
Net Profit/Loss for the period from continuing operations	68.68	59.57	66.28	128.25	125.41	264.14
Profit/(loss) from Discontinued operations (after tax)	0.00	0.00	0.00	0.00	0.00	0.00
Net Profit / (Loss) for the period	68.68	59.57	66.28	128.25	125.41	264.14
Minority Interest	0.00	0.00	0.00	0.00	0.00	0.00
Net Profit/Loss for the period	68.68	59.57	66.28	128.25	125.41	264.14
<b>Details of Equity Share Capital</b>						
Face Value (in Rs.)	10.00	10.00	10.00	10.00	10.00	10.00
Paid-up Equity Share Capital (No. of Shares)	10320000.00	10320000.00	10320000.00	10320000.00	10320000.00	10320000.00
Basic EPS before Tax Extraordinary Items (in Rs.)	0.87	0.80	0.87	1.67	1.66	3.39
Diluted EPS before Tax Extraordinary Items (in Rs.)	0.87	0.80	0.87	1.67	1.66	3.39
Basic EPS after Tax Extraordinary Items (in Rs.)	0.67	0.58	0.64	1.24	1.22	2.56
Diluted EPS after Tax Extraordinary Items (in Rs.)	0.67	0.58	0.64	1.24	1.22	2.56
Public Shareholding(number of share)	2913600	2913600	2913600	2913600	2913600	2913600
Public Shareholding (%)	28.23%	28.23%	28.23%	28.23%	28.23%	28.23%
promoter & promoter group Number of share pledged/Encumbered	0.00	0.00	0.00	0.00	0.00	0.00
promoter & promoter group shares Pledge/Encumbered (as a %of total shareholding of promoter and promoter Group)	0.00	0.00	0.00	0.00	0.00	0.00
promoter & promoter group shares Pledge/Encumbered (as a %of total share capital of the company)	0.00	0.00	0.00	0.00	0.00	0.00
promoter & promoter group Number of share Non-encumbered	7406400	7406400	7406400	7406400	7406400	7406400
promoter & promoter group share Non-encumbered (as a %of total shareholding of promoter and promoter Group)	100%	100%	100%	100%	100%	100%
promoter & promoter group share Non-encumbered (as a % total share capital of the company)	71.77%	71.77%	71.77%	71.77%	71.77%	71.77%

Notes on Account forming integral part of this Profit & Loss Statement.  
For and On behalf of  
Reliable Data Services Limited

Sanjay Kumar Pathak  
DIN: 00912040  
MANAGING DIRECTOR

Place:- New Delhi  
Date :- 14/11/2023



Corporate Office :  
C-69 & 70, Sector - 2,  
Near Metro Station Sector - 15,  
Gautam Budh Nagar,  
Noida, U.P. - 201301  
Ph. : 0120-4089177, 4089100

CIN No. L72900DL2001PLC110145  
E-mail : reliable.ho@reliablegroupindia.com  
Website : www.rdspl.com

Regd. Office :  
GF - 22, Hans Bhawan,  
1, Bahadur Shah Zafar Marg,  
New Delhi-110002  
Ph. : 011-23378813  
Fax : 011-23378812

**RELIABLE DATA SERVICES LTD.  
STANDALONE CASH FLOW STATEMENT  
FOR THE QUARTER ENDED 30th SEPTEMBER, 2023**

Particulars	30th SEPTEMBER 2023		31st MARCH 2023	
	Rs. In Lakhs		Rs. In Lakhs	
	Un-Audited	Un-Audited	Audited	Audited
Profit before taxation and Extra ordinary items				
<i>Adjustments for:</i>				
Depreciation	89.80		350.09	
Interest income			106.91	
Interest Paid	(0.25)		(0.83)	
	43.55		176.15	
<i>Changes in Working Capital:</i>				
(Increase) / Decrease in Trade Receivables	(539.77)		(709.26)	
(Increase) / Decrease in Other Current Assets	20.21		(1,054.80)	
Increase / (Decrease) in Trade Payables	573.13		871.78	
Increase / (Decrease) in Short term Provisions	14.95		97.20	
Increase / (Decrease) in Other Current Liabilities	49.11		800.94	
Cash generated from operations	270.93		638.17	
Income taxes paid/ Adjustment	35.42		(93.95)	
<b>Net cash from operating activities</b>		306.35		544.22
<b>Cash flows from investing activities</b>				
Sale / (Purchase) of Fixed Assets				
Intangible Assets	(36.38)		(294.91)	
Capital work in progress	40.78		(479.83)	
(Increase) / Decrease in Short term Loan and Advances	(250.00)		70.51	
(Increase) / Decrease in Non Current Assets	465.15		160.16	
(Increase) / Decrease Non Current Investment	(0.96)		20.61	
(Increase) / Decrease Current Investment	379.27		5.37	
(Increase) / Decrease in Long term Loan and Advances	14.75		(5.09)	
Extraordinary items	(957.30)			
Interest income			(10.00)	
	0.25		0.83	
<b>Net cash used in investing activities</b>		(344.43)		(532.35)
<b>Cash flows from financing activities</b>				
Increase / (Decrease) in short-term borrowings				
Increase / (Decrease) in long-term borrowings	(181.82)		245.39	
Dividend Paid	271.90		(98.11)	
Interest Paid				
	(43.55)		(176.15)	
<b>Net cash used in financing activities</b>		46.52		(28.86)
<b>Net increase in cash and cash equivalents</b>		8.44		(17.00)
<b>Cash and cash equivalents at beginning of period</b>		39.86		56.86
<b>Cash and cash equivalents at end of period</b>		48.30		39.86


The cash flow statement has been prepared as per indirect method prescribed by Accounting Standard - 3

Signed in terms of our separate report of even date

For & on behalf of the Board

*Sanjay Kumar Pathak*  
Sanjay Kumar Pathak  
Managing Director  
(00912040)

Place: New Delhi  
Date: 14/11/2023



Corporate Office :  
C-69 & 70, Sector - 2,  
Near Metro Station Sector - 15,  
Gautam Budh Nagar,  
Noida, U.P. - 201301  
Ph. : 0120-4089177, 4089100

CIN No. L72900DL2001PLC110145  
E-mail : reliable.ho@reliablegroupindia.com  
Website : www.rdspl.com

Regd. Office :  
GF - 22, Hans Bhawan,  
1, Bahadur Shah Zafar Marg,  
New Delhi-110002  
Ph. : 011-23378813  
Fax : 011-23378812

	For the Quarter ended	For the Quarter ended	For the Quarter ended	Year to date figures for year ended	Year to date figures for year ended	Year to date figures for year ended
	30.09.2023	30.06.2023	30.09.2022	30.09.2023	30.09.2022	31.03.2023
	(Un -Audited)	(Un -Audited)	(Un -Audited)	(Un- Audited)	(Un- Audited)	(Audited)
	(Rs. In Lakhs)	(Rs. In Lakhs)	(Rs. In Lakhs)	(Rs. In Lakhs)	(Rs. In Lakhs)	(Rs. In Lakhs)
<b>SEGMENT REVENUE</b>						
BFSI SEGMENT	713.65	487.03	742.08	1200.68	1191.21	2404.30
NON BFSI SEGMENT	294.01	388.47	213.24	692.48	580.71	1900.10
<b>Total</b>	<b>1007.66</b>	<b>885.5</b>	<b>955.32</b>	<b>1893.16</b>	<b>1771.92</b>	<b>4304.40</b>
<b>SEGMENT EXPENDITURE</b>						
BFSI SEGMENT	645.30	441.61	672.04	1086.91	1079.46	2270.05
NON BFSI SEGMENT	272.81	361.31	192.88	634.12	526.23	1794.01
<b>Total</b>	<b>918.11</b>	<b>802.92</b>	<b>864.92</b>	<b>1721.03</b>	<b>1605.69</b>	<b>4064.06</b>
Operating Income	89.55	82.58	90.4	172.13	166.23	240.34
Other Income	0.25	0.00	(0.96)	0.25	4.9	109.75
Profit Before Tax	89.80	82.58	89.44	172.38	171.13	350.09

Note: The assets and liabilities of the Group are used interchangeably amongst segments. Allocation of such assets and liabilities is not practicable and any forced allocation would not result in any meaningful segregation. Hence, assets and liabilities have not been identified to any of the reportable segments.

# Reliable



Corporate Office :  
C-69 & 70, Sector - 2,  
Near Metro Station Sector - 15,  
Gautam Budh Nagar,  
Noida, U.P. - 201301  
Ph. : 0120-4089177, 4089100

CIN No. L72900DL2001PLC110145  
E-mail : reliable.ho@reliablegroupindia.com  
Website : www.rdspl.com

Regd. Office :  
GF - 22, Hans Bhawan,  
1, Bahadur Shah Zafar Marg,  
New Delhi-110002  
Ph. : 011-23378813  
Fax : 011-23378812

## Notes to the Standalone Financial Results for the quarterly 30<sup>th</sup> September 2023

1. The Financial Results have been prepared in accordance with the Generally Accepted Accounting Standards as notified under section 133 of the Companies Act 2013("Act") read thereunder and other accounting principles generally accepted in India as amended from time to time.
2. The above Financial Results were reviewed by the Audit Committee and approved by the Board of Directors at their respective meetings held on November 14<sup>th</sup> 2023.
3. Figures of Previous year/ period have been regrouped/recast wherever necessary, in order to make them comparable.
4. The standalone financial results are rounded to nearest Lakhs, except when otherwise indicated. An amount represented by '0' (Zero) construes a value less than Rupees fifty thousand.
5. The results for quarterly 30<sup>th</sup> Sep 2023, are available on the National Stock Exchange of India Limited website (URL: [www1.nseindia.com](http://www1.nseindia.com)) and on the Company's website (URL: [www.rdsl.com/investors](http://www.rdsl.com/investors)).

For Reliable Data Services Ltd

  
Sanjay Kumar Pathak

Managing Director

Din: 00912040

Date:-14/11/2023

Place:-New Delhi





# Ashutosh Pandey & Associates

(Chartered Accountants)

C-20, 2<sup>nd</sup> Floor, Aruna Park, Laxmi Nagar, Delhi-110092

Phone: +91 1149785611, Email: ashu200047@gmail.com, caapa2005@gmail.com

**Independent Auditors' Limited Review Report on the Quarterly Unaudited consolidated financial Results of RELIABLE DATA SERVICES LTD in pursuant to the Regulation 33 of the SEBI (Listing Obligations and Disclosure Requirements) Regulations, 2015**

To

The Board of Directors

Reliable Data Services Ltd

1. We have reviewed the accompanying Statement of Consolidated Unaudited Financial Results of **Reliable Data Services Limited** ("the Parent") and its subsidiaries (the Parent and its subsidiaries together referred to as "the Group"), and its share of the net profit/(loss) after tax and total comprehensive income / loss of its associates and joint ventures for the Quarterly ended on 30<sup>th</sup> Sep, 2023 ("the Statement"), being submitted by the Parent pursuant to the requirement of Regulation 33 of the SEBI (Listing Obligations and Disclosure Requirements) Regulations, 2015, as amended.

2. This Statement, which is the responsibility of the Parent's Management and approved by the Parent's Board of Directors, has been prepared in accordance with the recognition and measurement principles laid down in Accounting Standard 25 "Interim Financial Reporting" ("AS 25"), prescribed under Section 133 of the Companies Act, 2013, and other accounting principles generally accepted in India. Our responsibility is to express a conclusion on the Statement based on our review.

3. We conducted our review of the Statement in accordance with the Standard on Review Engagements (SRE) 2410 "Review of interim Financial information Performed by the independent Auditor of the Entity", issued by the Institute of Chartered Accountants of India. A review of interim financial information consists of making inquiries, primarily of persons responsible for financial and accounting matters, and applying analytical and other review procedures. A review is substantially less in scope than an audit conducted in accordance with Standards on Auditing and consequently does not enable us to obtain assurance that we would become aware



of all significant matters that might be identified in an audit. Accordingly, we do not express an audit opinion.

We also performed procedures in accordance with the circular issued by the SEBI under Regulation 33 (8) of the SEBI (Listing Obligations and Disclosure Requirements) Regulations, 2015, as amended, to the extent applicable.

4. The Statement includes the results of the following entities:

**Subsidiaries:** Kandarp Management Services Private Limited, Sharp Eagle Investigation Private Limited, Authentic Healthcare Services Private Limited, Authentic Developers Private Limited, Vibrant Educare Private Limited, Reliable Agri Projects Private Limited, Ascent Keyboardlabs Technologies Private Limited. RDS Allied Services Private Limited, Factoring Management Services Private Limited.

**Joint Venture:** Total Outsourcing Solutions.

**Associates:** Klass Gateway Travel Private Limited.

5. Based on our review conducted and procedures performed as stated in paragraph 3 above and based on the consideration of the review reports of the other auditors referred to in paragraph 6 below, nothing has come to our attention that causes us to believe that the accompanying Statement, prepared in accordance with the recognition and measurement principles laid down in the aforesaid Indian Accounting Standard and other accounting principles generally accepted in India, has not disclosed the information required to be disclosed in terms of Regulation 33 of the SEBI (Listing Obligations and Disclosure Requirements) Regulations, 2015, as amended, including the manner in which it is to be disclosed, or that it contains any material misstatement.

6. We did not review the interim financial statements / financial information / financial results of 9 subsidiaries included in the consolidated unaudited financial results, whose interim financial statements / financial information / financial results reflect total revenue of Rs.1614.58 lakhs and total Assets of Rs. 7797.90 lakhs for the ended 30<sup>th</sup> Sep, 2023, respectively ; total net profit / (loss) after tax of Rs 121.09 lakhs for the ended 30<sup>th</sup> Sep ,2023 respectively , as considered in the statement in respect of associates and joint ventures, whose interim financial statements / financial information/ financial results have not been reviewed by us. These interim financial statements / financial information / financial results have been reviewed by other auditors whose reports have been furnished to us by the Management and our conclusion on the Statement, in so far as it relates to the amounts and disclosures included in respect of these subsidiaries, associates and joint ventures, is based solely on the reports of the other auditors and the procedures performed by us as stated in paragraph 3 above.

Our conclusion on Statement is not modified in respect of our reliance on the work



done by and the reports of the other auditors and the interim financial information certified by the Management.

**FOR ASHUTOSH PANDEY & ASSOCIATES**

**(Chartered Accountants)**

**FRN: 021376N**



**Ashutosh Kumar Pandey**  
**(Partner)**

**M. No. 507900**

**UDIN: 23507900BGWUME3567**

**Place: NEW DELHI**

**Date: 14<sup>th</sup> November, 2023**


**RELIABLE DATA SERVICES LIMITED**  
Consolidated Balance Sheet as on 30th September 2023

(Rs. In Lakhs)

Particulars	As at	As on 31ST March 2023
	30th Sep, 2023	Audited
	Un-Audited	
<b>I. EQUITY AND LIABILITIES</b>		
<b>1 Shareholders' Fund</b>		
Share capital	1032.00	1,032.00
Reserves and surplus	3647.81	3,420.31
<b>2 Minority Interest</b>	<b>988.09</b>	<b>958.85</b>
<b>3 Non-Current Liabilities</b>		
Long Term Borrowings	570.11	354.48
Other Long Term Liabilities	57.27	57.27
Deferred Tax Liabilities (Net)	3.60	7.60
Other Non Current Liabilities	471.99	471.95
<b>4 Current Liabilities</b>		
Short Term Borrowings	1782.43	2555.91
Trade Payables		
(i) Total Outstanding dues of creditors micro enterprises and small enterprises		
(ii) Total Outstanding dues of creditors other than micro and small enterprises	3916.23	1,701.90
Other current Liabilities	1277.87	410.15
Short Term Provisions	517.27	481.63
<b>TOTAL</b>	<b>14264.68</b>	<b>11,452.04</b>
<b>II. ASSETS</b>		
<b>Non-Current assets</b>		
<b>1 Property Plant &amp; Equipments and Intangible Assets</b>		
(i) Tangible Assets	1110.91	1040.28
(ii) Intangible Assets	769.04	833.80
(iii) Capital work-in-progress	2795.71	2356.74
Non-Current Investments	0.77	380.06
Long Term Loan & Advances	1347.80	172.12
Other Non Current Assets	65.95	97.22
<b>2 Current Assets</b>		
Current Investments	6.50	21.25
Inventories	0.81	0.81
Trade Receivables		
Billed	4795.39	2824.56
Unbilled	750.00	612.01
Cash and cash equivalents	88.00	126.79
Short Term Loans & Advances	531.87	1022.99
Other Current Assets	2001.92	1963.41
<b>TOTAL</b>	<b>14264.68</b>	<b>11452.04</b>

Notes on Account forming integral part of this Profit and Loss

For & on behalf of the Board

  
Sanjay Kumar Pathak  
Managing Director  
(00912040)



Place: New Delhi  
Date: 14/11/2023

Corporate Office :  
C-69 & 70, Sector - 2,  
Near Metro Station Sector - 15,  
Gautam Budh Nagar,  
Noida, U.P. - 201301  
Ph. : 0120-4089177, 4089100

CIN No. L72900DL2001PLC110145  
E-mail : reliable.ho@reliablegroupindia.com  
Website : www.rdspl.com

Regd. Office :  
GF- 22, Hans Bhawan,  
1, Bahadur Shah Zafar Marg,  
New Delhi-110002  
Ph. : 011-23378813  
Fax : 011-23378812

Company : Reliable Data Services limited - Consolidated
NSE symbol : RELIABLE
Result Period : 01-April 2023 to 30 Sep 2023
Result type: Un-Audited

Particulars	For the Quarter	For the Quarter	For the Quarter	Year to date	Year to date	Year to date
	ended	ended	ended	figures for year	figures for year	figures for
	30.09.2023	30.06.2023	30.09.2022	30.09.2023	30.09.2022	31.03.2023
	(Un -Audited)	(Un -Audited)	(Un -Audited)	(Un- Audited)	(Un- Audited)	(Audited)
	(Rs. in Lakhs)	(Rs. in Lakhs)	(Rs. in Lakhs)	(Rs. in Lakhs)	(Rs. in Lakhs)	(Rs. in Lakhs)
Revenue from operations	1806.22	1296.51	1830.97	3102.73	2995.75	7282.66
Other Income	1.39	0.01	(0.40)	1.40	5.64	119.24
<b>Total Income III (I+II)</b>	<b>1807.61</b>	<b>1296.52</b>	<b>1830.57</b>	<b>3104.13</b>	<b>3001.39</b>	<b>7401.90</b>
Expenses:	0.00	0.00	0.00	0.00	0.00	0.00
Cost of Material Consumed	0.00	0.00	0.00	0.00	0.00	0.00
Purchase of stock-in-trade	0.00	0.00	0.00	0.00	0.00	0.00
Change in inventories of finished goods, work-in-progress and stock in trade and work in progress	0.00	0.00	0.74	0.00	1.23	1.72
Employee benefits expenses	398.01	337.28	283.99	735.29	530.69	1201.21
Finance costs	60.75	54.02	51.25	114.77	100.10	230.27
Depreciation and amortisation	20.50	91.78	16.84	112.28	25.95	211.31
Other Expenditure	1149.48	653.72	1390.01	1803.20	2101.80	5143.48
<b>Total Expenditure IV</b>	<b>1628.75</b>	<b>1136.80</b>	<b>1742.83</b>	<b>2765.54</b>	<b>2759.76</b>	<b>6787.99</b>
Profit before exceptional and extraordinary items and tax (III-IV)	178.86	159.72	87.74	338.59	241.63	613.91
Exceptional items	0.00	0.00	0.00	0.00	0.00	0.00
Profit before extraordinary items and tax (III-IV)	178.86	159.72	87.74	338.59	241.63	613.91
Extraordinary items	0.00	0.00	0.00	0.00	0.00	(10.00)
Profit before tax	178.86	159.72	87.74	338.59	241.63	603.91
Tax Expense	0.00					
Current Tax	51.72	41.53	20.75	93.25	60.82	157.02
Deferred Tax	(5.25)	2.24	2.00	(4.01)	6.00	(29.78)
Total Tax Expenses	45.47	43.77	22.76	89.24	66.82	127.24
Net Profit/Loss for the period from continuing operations	133.39	115.96	64.99	249.34	174.81	476.67
Profit/(loss) from Discontinued operations (after tax)	0.00	0.00	0.00	0.00	0.00	0.00
<b>Net Profit / (Loss) for the period</b>	<b>133.39</b>	<b>115.96</b>	<b>64.99</b>	<b>249.34</b>	<b>174.81</b>	<b>476.67</b>
Minority Interest	8.97	18.65	10.27	27.82	17.71	79.23
Net Profit/Loss for the period	124.42	97.11	54.72	221.52	157.10	397.44
Details of Equity Share Capital						
Face Value (in Rs.)	10.00	10.00	10.00	10.00	10.00	10
Paid-up Equity Share Capital (No. of Shares)	10320000.00	10320000.00	10320000.00	10320000.00	10320000.00	10,320,000.00
Basic EPS before Tax Extraordinary Items (in Rs.)	1.73	1.55	0.85	3.28	2.34	5.95
Diluted EPS before Tax Extraordinary Items (in Rs.)	1.73	1.55	0.85	3.28	2.34	5.95
Basic EPS after Tax Extraordinary Items (in Rs.)	1.29	1.12	0.63	2.42	1.69	4.62
Diluted EPS after Tax Extraordinary Items (in Rs.)	1.29	1.12	0.63	2.42	1.69	4.62
Public Shareholding (number of share)	2913600	2913600	2913600	2913600	2913600	2913600
Public Shareholding (%)	28.23%	28.23%	28.23%	28.23%	28.23%	28.23%
promoter & promoter group Number of share pledged/Encumbered	0.00	0.00	0.00	0.00	0.00	0.00
promoter & promoter group shares Pledge/Encumbered (as a %of total shareholding of promoter and promoter Group)	0.00	0.00	0.00	0.00	0.00	0.00
promoter & promoter group shares Pledge/Encumbered (as a %of total share capital of the company)	0.00	0.00	0	0.00	0	0.00
promoter & promoter group Number of share Non -encumbered	7406400	7406400	740640000%	7406400	740640000%	7406400
promoter & promoter group share Non-encumbered (as a %of total shareholding of promoter and promoter Group)	100%	100%	100.00%	100%	100.00%	100%
promoter & promoter group share Non-encumbered (as a % total share capital of the company)	71.77%	71.77%	0.7177	71.77%	0.7177	71.77%

Notes on Account forming integral part of this Profit & Loss Statement.

For and On behalf of

Reliable Data Services Limited

  
Sanjay Kumar Pathak  
DIN: 00912040  
MANAGING DIRECTOR

Place: - New Delhi  
Date: - 14/11/2023



Corporate Office :  
C-69 & 70, Sector - 2,  
Near Metro Station Sector - 15,  
Gautam Budh Nagar,  
Noida, U.P. - 201301  
Ph. : 0120-4089177, 4089100

CIN No. L72900DL2001PLC110145  
E-mail : reliable.ho@reliablegroupindia.com  
Website : www.rdspl.com

Regd. Office :  
GF - 22, Hans Bhawan,  
1, Bahadur Shah Zafar Marg,  
New Delhi-110002  
Ph. : 011-23378813  
Fax : 011-23378812

**RELIABLE DATA SERVICES LTD.  
CONSOLIDATED CASH FLOW STATEMENT  
FOR THE QUARTER ENDED 30th SEPTEMBER, 2023**

Particulars	30th SEPTEMBER 2023		31st MARCH 2023	
	Rs. In Lakhs		Rs. In Lakhs	
	Un-Audited	Un-Audited	Audited	Audited
<b>Cash flows from operating activities</b>				
Profit before taxation & Extra Ordinary Items				
<b>Adjustments for:</b>				
Depreciation	178.86		613.91	
Interest income	20.5		211.31	
Interest Paid	(1.39)		(119.24)	
	60.75		230.27	
<b>Changes in Working Capital:</b>				
(Increase) / Decrease in Trade Receivables				
(Increase) / Decrease in Other Current Assets	(2,108.82)		(842.67)	
Increase / (Decrease) in Trade Payables	(38.51)		(1,442.71)	
Increase / (Decrease) in Short term Provisions	2,214.33		1,016.59	
Increase / (Decrease) in Other Current Liabilities	35.64		152.78	
(Increase) / Decrease in Short term Loan and Advances	867.72		(26.50)	
(Increase) / Decrease in Long term Loan and Advances	491.12		(449.57)	
Inventories	(1,175.68)		(126.45)	
Cash generated from operations			1.72	
Income taxes paid/ Adjustment	544.52		(780.56)	
<b>Net cash from operating activities</b>	44.64		(768.67)	
		589.16		(1,549.23)
<b>Cash flows from investing activities</b>				
Sale / (Purchase) of Fixed Assets				
Intangible Assets	(91.13)		(301.62)	
Capital work in progress	64.76		(833.80)	
(Increase) / Decrease in Non Current Assets	(438.97)		(64.69)	
(Increase) / Decrease Non Current Investment	31.27		27.79	
(Increase) / Decrease Current Investment	379.29		5.54	
Interest income	14.75		(5.09)	
Extraordinary items	1.39		119.24	
Minority Interest			(10.00)	
(Increase) / Decrease in Non Current Liabilities	29.24		587.60	
<b>Net cash used in investing activities</b>	0.04			
		(9.36)		(475.02)
<b>Cash flows from financing activities</b>				
Equity Share Issued			270.00	
Security Premium			540.00	
Increase / (Decrease) in short-term borrowings			1,405.24	
Increase in long-term borrowings	(773.48)		88.23	
Other Long -term Liabilities	215.64		(0.80)	
Other non current Liabilities			2.00	
Dividend Paid				
Interest Paid	(60.75)		(230.27)	
<b>Net cash used in financing activities</b>				
		(618.60)		2,074.60
<b>Net increase in cash and cash equivalents</b>		(38.79)		50.36
<b>Cash and cash equivalents at beginning of period</b>		126.79		76.43
<b>Cash and cash equivalents at end of period</b>		88.00		126.79

The cash flow statement has been prepared as per indirect method prescribed by Accounting Standard - 3

**For & on behalf of the Board**

*Sanjay Kumar Pathak*  
Sanjay Kumar Pathak  
Managing Director  
(00912040)  
Place: New Delhi  
Date: 14/11/2023



Corporate Office :  
C-69 & 70, Sector - 2,  
Near Metro Station Sector - 15,  
Gautam Budh Nagar,  
Noida, U.P. - 201301  
Ph. : 0120-4089177, 4089100

CIN No. L72900DL2001PLC110145  
E-mail : reliable.ho@reliablegroupindia.com  
Website : www.rdspl.com

Regd. Office :  
GF - 22, Hans Bhawan,  
1, Bahadur Shah Zafar Marg,  
New Delhi-110002  
Ph. : 011-23378813  
Fax : 011-23378812

Reliable Data Services Limited  
Audited Consolidated Segment Information

	For the Quarter ended	For the Quarter ended	For the Quarter ended	Year to date figures for year ended	Year to date figures for year ended	Year to date figures for the year ended
	30.09.2023	30.06.2023	30.09.2022	30.09.2023	30.09.2022	31.03.2023
	(Un -Audited)	(Un -Audited)	(Un -Audited)	(Un- Audited)	(Un- Audited)	(Audited)
	(Rs. In Lakhs)	(Rs. In Lakhs)	(Rs. In Lakhs)	(Rs. In Lakhs)	(Rs. In Lakhs)	(Rs. In Lakhs)
<b>SEGMENT REVENUE</b>						
BFSI SEGMENT	1125.18	862.11	1230.76	1987.29	1884.16	4978.85
NON BFSI SEGMENT	786.04	734.40	700.21	1520.44	1377.75	3140.09
Total	1911.22	1596.51	1930.97	3507.73	3261.91	8118.94
Less : Inter Segment Revenue	105.00	300.00	100.00	405.00	266.16	636.28
<b>Net Revenue from Operations</b>	<b>1806.22</b>	<b>1296.51</b>	<b>1830.97</b>	<b>3102.73</b>	<b>2995.75</b>	<b>7282.66</b>
<b>SEGMENT EXPENDITURE</b>						
BFSI SEGMENT	892.68	799.14	1161.88	1691.82	1748.86	4796.68
NON BFSI SEGMENT	852.06	619.66	578.51	1471.72	1278.97	2797.59
Unallocable Expenditure	(116.00)	(282.00)	2.43	(398.00)	(268.07)	(606.28)
Total	1628.74	1136.80	1742.82	2765.54	2759.76	6787.99
Operating Income	177.48	159.71	88.15	337.19	235.99	494.67
Other Income	1.38	0.01	-0.41	1.40	5.64	119.24
<b>Profit Before Tax</b>	<b>178.86</b>	<b>159.72</b>	<b>87.74</b>	<b>338.59</b>	<b>241.63</b>	<b>613.91</b>

Note: The assets and liabilities of the Group are used interchangeably amongst segments. Allocation of such assets and liabilities is not practicable and any forced allocation would not result in any meaningful segregation. Hence, assets and liabilities have not been identified to any of the reportable segments.

Reliable



Corporate Office :  
C-69 & 70, Sector - 2,  
Near Metro Station Sector - 15,  
Gautam Budh Nagar,  
Noida, U.P. - 201301  
Ph. : 0120-4089177, 4089100

CIN No. L72900DL2001PLC110145  
E-mail : reliable.ho@reliablegroupindia.com  
Website : www.rdspl.com

Regd. Office :  
GF - 22, Hans Bhawan,  
1, Bahadur Shah Zafar Marg,  
New Delhi-110002  
Ph. : 011-23378813  
Fax : 011-23378812

## Notes to the Consolidated Financial Results for the quarterly 30<sup>th</sup> September 2023

1. The Financial Results have been prepared in accordance with the Generally Accepted Accounting Standards as notified under section 133 of the Companies Act 2013("Act") read thereunder and other accounting principles generally accepted in India as amended from time to time.
2. The above Financial Results were reviewed by the Audit Committee and approved by the Board of Directors at their respective meetings held on November 14<sup>th</sup> 2023.
3. Figures of Previous year/ period have been regrouped/recast wherever necessary, in order to make them comparable.
4. The Consolidated financial results are rounded to nearest Lakhs, except when otherwise indicated. An amount represented by '0' (Zero) construes a value less than Rupees fifty thousand.
5. The results for quarterly 30<sup>th</sup> Sep 2023, are available on the National Stock Exchange of India Limited website (URL: [www1.nseindia.com](http://www1.nseindia.com)) and on the Company's website (URL: [www.rdsl.com/investors](http://www.rdsl.com/investors)).

For Reliable Data Services Ltd



Sanjay Kumar Pathak

Managing Director

Din: 00912040

Date:-14/11/2023

Place:-New Delhi

