Reliance Communications Limited
Dhirubhai Ambani Knowledge City
Navi Mumbai 400 710.

Tel : +91 022 3038 6286
Fax: +91 022 3037 6622
www.rcom.co.in

February 16, 2015

The General Manager
Corporate Relationship Department
The BSE Limited
Phiroze Jeejeebhoy Towers
Dalal Street, Fort,
Mumbai 400 001
Fax No.: 2272 2037/39/41/61/3121/3719
BSE Scrip Code: 532712

The Manager
National Stock Exchange of India Ltd.
Exchange Plaza, C/1, Block G
Bandra - Kurla Complex, Bandra (East)
Mumbai 400 051
Fax No.: 2659 8237 / 38

NSE Symbol: RCOM

Dear Sir,

Sub: Quarterly Report on the Financial Results for the quarter ended December 31, 2014

We enclose herewith a quarterly report on the Financial Results for the quarter ended December 31, 2014.

Kindly inform your members accordingly.

Yours faithfully,
For **Reliance Communications Limited**

Prakash Shenoy
Company Secretary

Encl: As above.

Quarterly Report on the Financial Results for the Quarter ended December 31, 2014

Reliance Communications Limited
Registered office: H Block, 1st Floor,
Dhirubhai Ambani Knowledge City, Navi Mumbai – 400710

February 13, 2015

RELIANCE

Celebrate Friendship Day every Friday

FREE Facebook Fridays

Start now.
Chat. Share. Like. Enjoy.

No Data Pack needed
Facebook Fridays doesn't use your existing data pack
Valid for GSM Prepaid

RELIANCE

Speed up Mumbai!

pro3 network

Ultra High Speed - up to 14.7 Mbps
Truly Unlimited Data at just ₹999/-*

Offer also available with PRO 3 Wifi Routers & Dongles

simply better

*T&C apply.

Follow us on | Visit www.rcom.co.in Call 1800 3000 5555 (Toll Free)

Vaild for both Prepaid & Postpaid Connections

Safe Harbour: Some information in this report may contain forward-looking statements. We have based these forward-looking statements on our current beliefs, expectations, and intentions as to facts, actions and events that will or may occur in the future. Such statements generally are identified by forward-looking words such as “believe”, “plan”, “anticipate”, “continue”, “estimate”, “expect”, “may”, “will” or other similar words.

A forward-looking statement may include a statement of the assumptions or bases underlying the forward-looking statement. We have chosen these assumptions or bases in good faith, and we believe that they are reasonable in all material respects. However, we caution you that forward-looking statements and assumed facts or bases almost always vary from actual results, and the differences between the results implied by the forward-looking statements and assumed facts or bases and the actual results could be material depending on the circumstances. You should also keep in mind that any forward-looking statement made by us in this report or elsewhere speaks only of the date on which we made it. New risks and uncertainties come up from time to time, and it is impossible for us to predict these events or how they may affect us. We have no duty to, and do not intend to, update or revise the forward-looking statements in this report after the date hereof. In light of these risks and uncertainties, any forward-looking statement made in this report or elsewhere may or may not occur and has to be read and understood along with this supplemental disclosure.

General Risk: Investments in equity and equity-related securities involve a degree of risk and investors should not invest in the equity shares of the Company unless they can afford to take the risk of losing their investment. For taking an investment decision, investors must rely on their own examination of the Company including the risks involved.

Convenience Translation: All references in this report to “Rs” are to Indian Rupees and all references herein to “US$” are to United States Dollars.

We publish our financial statements in Indian Rupees, the legal currency of the Republic of India. All amounts translated into United States Dollars in this report are provided solely for the convenience of the reader, and no representation is made that the Indian Rupee or United States Dollar amounts referred to herein could have been or could be converted into United States Dollars or Indian Rupees respectively, as the case may be, at any particular rate, the rates stated in this report, or at all.

Others: In this report, the terms “we”, “us”, “our”, “the Company” or “the Group”, unless otherwise specified or the context otherwise implies, refer to Reliance Communications Limited (“Reliance Communications”) and its affiliates, including, inter alia, FLAG Telecom Group Limited (“FLAG”), Reliance Telecom Limited (“RTL”), Reliance Communications Infrastructure Limited (“RCIL”) and Reliance Infratel Limited (“Reliance Infratel”). Further abbreviations are defined within this report.

Any discrepancies in any table between total and sums of the amounts listed are due to rounding off.

Disclaimer: This communication does not constitute an offer of securities for sale in the United States. Securities may not be sold in the United States absent registration or an exemption from registration under the U.S. Securities Act of 1933, as amended. Any public offering of securities to be made in the United States will be made by means of a prospectus and will contain detailed information about the Company and its management, as well as financial statements.

Table of Contents

1. Performance Snapshot & Shareholding Pattern 6
2. Overview 7
3. Financial Highlights 17
4. Key Performance Indicators 22
5. Basis of Presentation of Financial Statements 23
6. Financial Statements 27
7. Accounting Policies 30
8. Notes to Accounts 34
9. Glossary 35

1. Performance Snapshot & Shareholding Pattern

Particulars	Units	12 months period ended				Quarter ended		
		March-2011	March-2012	March-2013	March-2014	Jun 30, 2014 (Q1 FY15)	Sep 30, 2014 (Q2 FY15)	Dec 31, 2014 (Q3 FY15)
Consolidated financials								
Revenue	Rs. mn	231,076	203,823	217,780	223,213	55,230	54,026	54,690
EBITDA	Rs. mn	90,816	64,899	71,591	77,258	18,629	18,272	18,505
Cash profit from operations	Rs. mn	79,976	49,665	45,896	57,275	10,945	11,544	11,817
Profit before income taxes	Rs. mn	15,176	8,821	8,148	1,167	1,645	2,141	2,506
Net Profit	Rs. mn	13,457	9,285	6,716	10,477	1,316	1,530	2,011
Total Fixed Assets	Rs. mn	729,408	714,778	692,520	664,429	654,639	649,427	644,823
Shareholders' Equity	Rs. mn	357,518	317,123	287,247	271,087	268,526	319,755	318,512
Net Debt	Rs. mn	320,485	358,393	388,644	401,776	402,226	363,343	367,668
Key Ratios								
EBITDA Margin	%	39.3%	31.8%	32.9%	34.6%	33.7%	33.8%	33.8%
Net Profit Margin	%	5.8%	4.6%	3.1%	4.7%	2.4%	2.8%	3.7%
Net Debt to funded equity ratio	Times	0.90	1.13	1.35	1.48	1.50	1.14	1.15

Shareholding Pattern:

In %, as on Jan 20, 2015

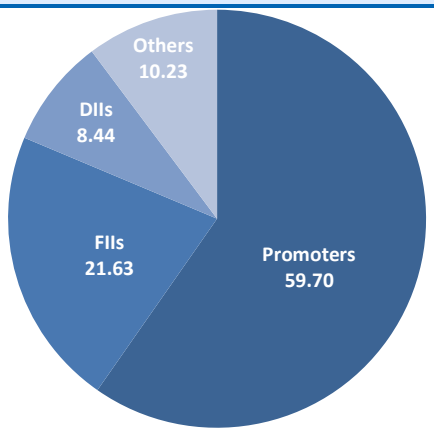

Top Public Shareholders as on Jan 20, 2015

Shareholder name	Holding (%)
Life Insurance Corporation of India	6.62
EuroPacific Growth Fund	3.68
New World Fund Inc	2.59
CLSA (Mauritius) Ltd	1.70
Vanguard Funds	1.16
Blackrock Funds	1.10
Ontario Teachers' Pension Plan Board	1.00

2. Overview

2.1. Introduction

Reliance Communications Limited ("Reliance Communications" or "the Company") is India's foremost integrated communications service provider in the private sector with around 115 million individual, enterprise, and carrier customers.

We operate pan-India across the full spectrum of wireless, wireline, and long distance, voice, data, video and internet communication services. We also have an extensive international presence through the provision of long distance voice, data and internet services and submarine cable network infrastructure globally.

2.2. Strategic Business Units

From the second quarter of the last financial year (2QFY14), the functions of business operations of Reliance Communications have been re-organized into two strategic customer-facing geographical business units, India Operations and Global Operations, with intent to provide financial reporting system for better performance evaluation and decision making. This does not change the consolidated financial of the Company including consolidated revenue and EBITDA. Only the segmental reporting has been re-stated.

These changes are in light of the implementation of Unified License Regime by the regulatory authorities, under which the entire revenue is Telecom Revenue and therefore, functional and/ or business segments would not be relevant.

This change in segment reporting will improve visibility and disclosures of the financial performance of business operations. This will assist in better understanding of the performance of the telecom operations of the Company in the domestic i.e. Indian telecom market and the global business operations ranging from carrier business to voice calling cards in the international markets. Risk and returns of the enterprise are also affected predominately by the fact that it operates in respective geographic locations.

With the change in segment reporting and consequent basis of segment allocation, Inter Segment revenue under the old segments become Intra Segment and hence, does not form part of Gross Revenue which results in significant reduction in eliminations.

2.2.1. India Operations

In India, RCOM mainly provides wireless telecom services to the consumer segment. It also provides voice, long distance services and broadband access to enterprise customers. In addition, it includes managed internet data centres and direct to home business as well.

Indian operations has been further categorised into voice, non-voice and Others segments. Voice segment constitutes business generated mainly from the wireless customers and 1.2 mn wireline customers (~1% of total customers).

The Others segment comprises operations other Telecom Operations. This includes Direct to Home TV business, investments, interest, etc.

RCOM provides gamut of services in mobile and fixed wireless voice, data, and value added services for individual consumers and enterprises.

The voice and non-voice business is driven by CDMA and GSM based wireless services to consumers on a nationwide basis. Following the roll-out of our GSM network, we are now the only player in the country offering both GSM and CDMA services on a nationwide basis.

As on date, we have rolled-out 3G services in all the 13 circles where we have won 3G spectrum, covering 334 cities. Additionally, we launched 3G services in five circles, Andhra Pradesh, Karnataka, Kerala, Tamil Nadu and Uttar Pradesh (East), through ICR arrangements, thus increasing our 3G coverage to 18 circles. Including on CDMA platform, we provide wireless broadband services on our own network in 1,624 cities and towns and offer internet connectivity in over 19,000 towns across India.

We not only provide telecom connectivity to the mass market consumer segment but also, as an Integrated Telecom Service Provider, we offer total telecom solutions to our Corporate, SME & SoHo customers. Our portfolio of products includes mobile handsets, fixed wireless phones/terminals, tablets, high-speed internet data cards and Blackberry services. Our primary brands are Reliance Mobile for the mobile portfolio of services, Reliance Hello for the fixed wireless portfolio of services, Reliance Pro and Reliance Pro3 for CDMA wireless data services and Reliance 3G for 3G Services. We offer a unique wireless multimedia experience under the brand Reliance Mobile World.

We also offer public calling office ("PCO") services over our wireless network through independent retail operators of such facilities. Additionally, we provide connectivity for devices such as point of sale terminals, lottery terminals, and ATM terminals.

We are among the top providers of wireless communication services in the country, with a wireless subscriber base of 106.3 million as of December 31, 2014.

In the Enterprise segment, besides wholesale voice, bandwidth and infrastructure services, RCOM provides a wide bouquet of offerings under the brand name of 'Reliance Business Services' spanning Voice, Data, Data Center, Managed services and Collaboration solutions to serve Enterprises of all sizes across the country, including SMEs. The Voice segment services include PRI (E1-DID), Centrex, One Office Duo (nationwide converged Voice CUG), Toll free services (Domestic & International), Global Access Number service and Intelligent Telephony services (Insta CallBack, Smart CallThrough, AutoCall Notifier). The Data services portfolio includes connectivity for Enterprise networks (MPLS-VPN, Remote Access VPN, Ethernet services), point-to-point connectivity (leased lines, IPLC), Business Internet and Video Surveillance (Cloud Video Surveillance & Cloud Video Intelli-Surveillance). The Collaboration suite encompasses Video Conferencing, Audio Conferencing and Web Conferencing services.

Our National Long distance offer's NLD carriage and termination on an inter segment basis, to other business units of Reliance Communications. We also offer bandwidth and infrastructure services to other operators. We are leveraging our existing metro fibre optic networks to establish direct building connectivity on-net. Currently we are operating in 44 cities in India with more than one million buildings connected directly to our network, serviced by about 1.2 million access lines.

With nine operational data centers in Navi Mumbai, Bengaluru, Chennai & Hyderabad, and a total capacity of 11,00,000 sq ft (including IDC V, the fifth data center in Navi Mumbai, currently under construction), our IDC footprint is the largest in India. Our network operating centre in Navi Mumbai, India is one of the most advanced in the world. The entire range of our products and services is enabled by streamlined, fully integrated, flow through operating and business support systems. These facilities provide us with by far the most superior platform in India for offering bandwidth intensive, feature rich, converged services and solutions for consumers, enterprises, and carrier customers with virtually limitless scalability.

The Others segment comprises operations other Telecom Operations. This includes Direct to Home TV business, investments, interest, etc.

Our Direct-To-Home (DTH) digital TV Business offers a full combo of Standard Definition, High Definition & High Definition-DVR STBs, along with largest channel bouquet. We also introduced a new technology advancement which made us the 1st operator to offer all 255 channels in HD like quality. Reliance offers nationwide Direct-To-Home satellite TV services, employing state-of-the-art MPEG4 technology.

Reliance Digital TV is available at more than 35,850 outlets across 8,350 cities in the country. The retail and distribution reach, as well as other elements of infrastructure established for our wireless network, have been leveraged to expand our DTH presence. Reliance Digital TV currently has 4.87 million subscribers, with 7% share of the DTH market in India. We launched India's first High definition cum Advanced Digital Video recorder (HD DVR), offering 200 hrs of recording, trick play functions & universal remote for operating three devices.

We are also India's first DTH Player to offer 'Consumer Loyalty Program'. This is the first time in Indian DTH industry's history that the consumer will get rewarded for long term association. For every rupee spent on Reliance Digital TV subscription, the consumer will now earn reward points which can be redeemed against various Reliance Digital TV services.

During the past 12 months, there has been a significant enhancement in the, already stable product quality. Our Set Top Box (STB) Failure Rate is 0.9%, which is amongst the best internationally & by far the best in India.

Key Developments

A. Reliance Communications partners with Facebook to spread internet inclusion in India:

Reliance Communications entered a ground-breaking partnership with Facebook to offer free data access to useful websites to its customers through Internet.org. Internet.org provides access to popular websites and services with zero data charges in order to make it easier for people to access the Internet, across CDMA, GSM & 3G platforms.

To start with, these services will be available for Reliance customers in the telecom Circles of Mumbai, Maharashtra, Gujarat,

Andhra Pradesh, Chennai, Tamil Nadu and Kerala. The goal is to extend the services to the rest of the country in a phased manner, and gradually add more services and websites.

The launch of these services aims to bring the power of the Internet to a billion Indians. By bridging the Digital Divide, it strengthens society by creating a larger, more vibrant community of better informed and better-connected citizens. Customers can now explore what the Internet is all about, and how it can help them in daily life, without having to worry about data charges. These set of services also come with free Facebook access.

B. Outsourcing of network management services and call centre operations:

Reliance Communications has entered into long term agreements with Ericsson for end-to-end managed services contract. This partnership will further improve network performance and customer experience by offering Next Generation telecom solutions across multiple devices and platforms. Through this agreement, we are aiming to achieve cost effectiveness by introduction of next gen processes, tools and integrated management.

We have also outsourced our call center operations to various national partners including Vertex. This will help us in improving the overall efficiency to serve customers, allowing greater focus on revenue enhancement. New technology and outsourcing will also help us in cross-selling and up-selling higher value products like data packs and 3G services to our existing customers.

C. Reliance Communications becomes launch partner of Samsung Z1 Smart-phone:

With the objective to acquire more data customers who are choosing entry level smartphones Reliance has become the launch partner with Samsung for the launch of Samsung Z1, the first ever Smartphone built using Samsung's proprietary Tizen OS for the mass customers. This is an entry level 3G smartphone , and comes at a very attractive price of Rs. 5,700 along with promotional data offer of 500 MB free per month for 6 months.

D. RCOM becomes launch partner of Amazon to offer ZTE Grand 2 Smart-phone :

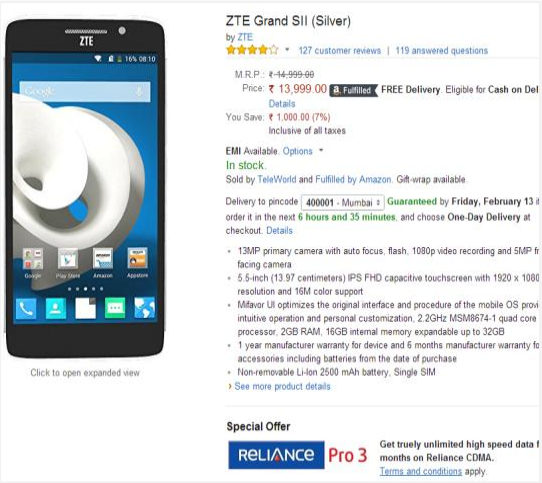

With the objective to acquire more data customers who are choosing entry level smartphones, Reliance Communications has partnered with Amazon & ZTE to launch the ZTE Grand S2 smartphone. The ZTE Grand S2 is the first ever multimode smartphone under Rs. 13,000 supporting Rev B technology, and it offers 14.7 Mbps speed. The Company is offering this smartphone at a very attractive price point along with promotional data offer, which makes it an extremely attractive proposition for customers looking at Rev B smartphones. This will also help in driving data acquisitions and consumption.

E. Partnership with Huawei for open market 3G Wi-Fi Dongles & Mi-Fi Devices:

Reliance Communiations eneterd into a new open market partnership with Huawei, the world's leading Mobile Broadband device manufacturer. This partnership will bring new portfolio of Mobile Broadband devices for Reliance 3G customers to choose from. This will help the Company in expanding its 3G Data Device portfolio to address demand for high speed (21.6 Mbps) 3G Wi-Fi dongles and Mi-Fi devices. The new 21.6 Mbps Wi-Fi Dongle can connect up-to 10 devices simultaneously and the new 21.6 Mbps Mi-Fi Device with in-built battery also can support up-to 10 devices simultaneously with 4 hours of battery back-up. These devices are very aggressively priced in the open market and come with Reliance 3G data promotional offers. A customer with an average usage of 3 GB per month will effectively get the price of the dongle paid back in 1 year as compared to his spends on GSM incumbent price plans.

F. Launch of "Free Facebook Fridays":

During the quarter, RCOM launched a true value proposition of 'Free Facebook Fridays' for Reliance GSM Prepaid customers. Reliance customers can now access Facebook for full day of Friday without any data charge or data pack, every Friday. For customers having a data pack and accessing Facebook, the data quota won't deplete. And this includes both FB and FB Messenger.

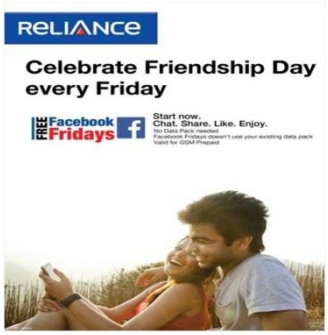

This enables existing customers having a data-device but not using internet, or using internet very intermittently, to discover and connect with friends in an uninhibited manner. Once connected, it is expected that they will evolve into pack users and continue using Facebook through the week for free, with the company's social-network bundled Data Packs.

G. Launch of "Reliance MyStore" Upsell Portal - One Stop Shop for Reliance Prepaid GSM Products on USSD:

'Reliance MyStore' is a unique offering on USSD platform for Prepaid GSM subscribers. This Customer Lifecycle Management platform has very attractive offerings across Voice, Data & SMS. This platform is going to be the single most important medium to manage Customer Lifecycle. The offers are available against three segments; Rs. 9 Store, Only For You, and Flavor of the Month. The best part of this portal is that it presents a very simple user interface to not only view all the offers, but purchase an offer from the Prepaid balance then and there without having to step into any Reliance outlet. Customer can access 'MyStore' by doing USSD dial to *129#.

This is yet another effort in reaching out to the entire GSM prepaid customers with unmatched voice, data and SMS product offers. The objective of this initiative is to increase ARPU in voice & data, improve data penetration and ensure pack continuity through self-care purchase, which in turn would increase top-up frequency.

H. Reliance Communications unveils 'TalkLoan' facility to ensure uninterrupted calling, surfing for its Customers:

Reliance has unveiled an innovative TalkLoan service for its pre-paid GSM & CDMA customers. With the TalkLoan service, customers with a low pre-paid account balance can simply dial a toll-free USSD number *141# and get an instant 'TalkLoan' recharge, which can be used for both voice and data services. The service offers significant benefits to customers who sometimes cannot make important or urgent calls due to insufficient balance. The TalkLoan service provides RCOM's pre-paid GSM & CDMA customers with an instant loan of Rs. 5 or Rs. 10, which can be availed of when the balance dips below Rs. 10. The talk-time given through the TalkLoan loan facility does not have any validity, and customers can use it anytime they want. The 'loan amount' is recovered by the Company over subsequent recharges, with a nominal transaction fee. This service is extremely useful when the customer is running out of balance at odd hours or in any emergency, or when he/she is between recharges, or when a physical recharge is not possible.

I. "Movies on Mobile":

RCOM introduced on a trial basis free "Movies on Mobile" to build engagement & habit in customers of watching movies on their mobile screens, and then moving them into minimum commercial model through Retail Recharge & Decrement Packs to avail the service. Reliance customers will get to see full-length movies on their mobile. The movies can be either streaming or both streaming & download. Customer will pay a fixed charge per movie with no extra charges for data usage. The objective with this initiative is to get non-data or low–data users to experience what they can do with internet, hence drive Internet Penetration, and engage existing internet users to create a new revenue stream from 'Movies-on-Mobile'.

J. Reliance Communications partners with Avaya to upgrade customer care operations:

Reliance Communications has awarded a contract for technology upgradation of its call centres to Avaya. Under the agreement, Avaya will modernise tools, processes and best practices resulting in operational efficiencies by managing cost through consolidation. Reliance desires to ensure that its customers should be able to reach the company via any channel (ACD, IVR, social media, chat, video) at any time, using any device.

At the moment, the company uses its legacy IVR, or interactive voice response system. This technology partnership with Avaya will allow more efficient approaches to ensure fewer drops

and call back options to maintain continuity of conversation. Avaya will also invest in training and support of company's technical team and its call centre agents, protecting the company's workforce and upgrading their skills.

K. Refreshed retail with exclusive franchise owned franchise operated model

Reliance Communications has launched 855 new full service franchised outlets with latest IT configuration. These sales outlets offer wide array of handsets and data devices. The outlets are fully able to meet the evolving customer needs. The new franchise owned stores are based on entrepreneurship model with an ability to expand faster with enhanced customer reach. This will help the company to secure larger wallet of postpaid customers and data services in order to grow the revenues in future. This will also help the company in enhancing new age customer experience with comfortable ambience and improved turn-around time (TAT). The stores are manned by trained and certified staff which helps the company in better control over processes.

2.2.2. Global Operations

The Global Business Unit offers the most comprehensive portfolio of Enterprise, IT infrastructure and International long distance voice, video and data network services on an integrated and highly scalable platform across the globe. Our business segments comprise Carrier, Enterprise and Consumer business units. We provide carrier's carrier voice, carrier's carrier bandwidth, enterprise data and consumer voice services.

In our Carrier Voice, we offer ILD carriage and termination, on an inter segment basis, to other business units of Reliance Communications as part of the wholesale product offering. We entered the long distance market in India in mid-2003 and are one of the largest carriers of international voice minutes.

As part of our Consumer voice offering we offer virtual international calling services to retail customers for calls to 230 international destinations including India under the brand Reliance Global Call. Our retail services are available to customers in 14 countries in Australia, Austria, Belgium, Canada, France, Hong Kong, India, Ireland, Netherlands, New Zealand, Singapore, Spain, United Kingdom and United States. We have over 2.6 million customers for our Reliance Global Call service. We have more than 550 enterprise customers of Reliance Global Call across 11 countries including the United States, United Kingdom, Canada, Australia, New Zealand, Singapore, Spain, Belgium, France, the Netherlands and India. We also offer SIP Trunk calling along with Blackberry and Windows App.

Our International Data business is underpinned by our ownership of the largest private submarine cable system in the world, directly connecting 40 countries from the East coast of the United States, to Europe, the Middle East, India, South and East Asia, through to Japan. The network seamlessly interconnects with our 190,000 route Kilometres fibre optic cables within India. We have 650 enterprise customers spread over developed markets such as the United States, the United Kingdom, the Netherlands and Singapore.

As part of wholesale offering, we offer international (submarine cable) network infrastructure on both an Indefeasible Right of Use ("IRU") and leased circuit basis, internet bandwidth, IPLC to carriers, ISPs, content providers and enterprises globally.

We have a very strong and rapidly growing enterprise business segment outside India. We are one of the leading Managed Ethernet services provider in the U.S. and have an established position in the global enterprise data market.

2.3. Network and Operating Facilities

We have India's widest network coverage covering over 21,000 cities and towns and over 400,000 villages.

With 190,000 km of fibre optic cable in India, Our national inter-city long distance network is the largest next generation network in India. Our network is designed and deployed for maximum reliability in ring and mesh architecture.

Our network operating centre in Navi Mumbai, India is one of the most advanced in the world. It has been designed and built to provide converged services, which is going to be the key differentiator going forward. The entire range of our products and services is enabled by streamlined, fully integrated, flow through operating and business support systems. These facilities provide us with by far the most superior platform in India for offering bandwidth intensive, feature rich, converged services and solutions for consumers, enterprises, and carrier customers with virtually limitless scalability. Our national networks are integrated with our international networks.

Our corporate clientele includes over 39,000 Indian and multinational corporations including small and medium enterprises and over 290 global, regional and domestic carriers. Our virtual network currently extends to over 27,000 sites across 153 countries.

Our consumer and SME offerings are supported by one of the most extensive and powerful distribution networks in India. The backbone of our retail presence is combination of exclusive franchised Reliance Mobile Store along with strong independent 3rd party retailer network. These stores offer customer activation and after sales service.

2.4. Major Rewards & Recognition during the quarter

- **IT Edge Award 2014:** UBM has conferred this award on RCOM for being one of the finest business technology innovators. It has been awarded for readiness in plug-n-play in integrating OTTs into the overall customer experience.

- **Woman Leader in IT by Interop:** Interop, a leading independent technology conference forum that showcases the most powerful innovations and solutions in the industry, has awarded "Woman Leader in IT" to IT-CIO of RCOM for business strategic focus in Technology.

- **CIO 100 by IDG Media:** IDG Media has conferred this award on RCOM for its information security project viz. Deployment of Anti-DDOS (Distributed Denial of Service). This deployment supports business in improving Customer Service by ensuring better availability of services.

- **Economic Times HR Excellence Award, 2014:** The award recognises organisations which are trend setters in the various domains of HR. RCOM has received this prestigious award for its exemplary HR Practices. Initiatives in the areas of Learning & Development, Talent Management & Talent Acquisitions were identified as progressive and noteworthy in the industry.

2.5. Principal Operating Companies

Reliance Communications Limited is the Flagship Company and is also the holding company for the other major operating companies in the Group. Reliance Communications provides wireless, wireline, broadband, multimedia and Internet access services and long distance services in India and overseas. Its major assets are the wireless network, transmission networks used in its business, and the contact centres. Following the roll-out of our GSM network, we now provide CDMA based wireless services in 20 Circles and GSM based wireless services in 14 Circles.

Reliance Telecom Limited ("RTL") is a wholly owned subsidiary of Reliance Communications. RTL provides GSM-based wireless services in 8 service areas, and owns the GSM wireless networks in its service areas. We have received requisite Government approvals and spectrum to roll-out CDMA services in additional 2 Circles.

Reliance Infratel Limited owns, operates, and develops telecom infrastructure, primarily consisting of wireless communication sites and towers. It currently owns all of the towers used by Reliance Communications' CDMA and GSM wireless networks and is developing additional towers to meet the needs of Reliance Communications and other customers. Reliance Infratel is currently a subsidiary of Reliance Communications through RCIL.

Reliance Communications Infrastructure Limited ("RCIL") is a wholly owned subsidiary of Reliance Communications and provides marketing and collection services.

Reliance Globalcom B.V. is a wholly owned subsidiary of Reliance Communications. Reliance Globalcom encompasses Enterprise Services, Capacity Sales, Managed Services and a highly successful bouquet of Retail products & services comprising of Global Voice, Internet Solutions and Value Added Services. Its major assets are the FLAG Atlantic, FLAG North Asia Loop, FLAG Europe Asia, FALCON and Hawk submarine cable systems.

Reliance Big TV Limited (RBTV) is a wholly owned subsidiary of Reliance Communications. RBTV is offering fully Digital Home Entertainment Service on the world's most advanced MPEG4 Direct-To-Home (DTH) Platform to deliver over 255 channels in High Definition (HD) like quality, including 3 exclusive movie channels & 5 Interactive services, to its subscribers.

3. Financial Highlight

Financial results for the quarter ended December 31, 2014 as per Indian GAAP. In the tables below, "Qtr ended 30/09/14" refers to the three month period ended September 30, 2014 and "Qtr ended 31/12/14" refers to the three month period ended December 31, 2014. Exchange rate for conversion of Indian Rupees to United States Dollars is Rs 61.75 = US$ 1.00 for the quarter ended September 30, 2014, and Rs 63.04 = US$ 1.00 for the quarter ended December 31, 2014, being the revaluation rate as announced by FEDAI.

3.1. Summarized Consolidated Statement of Operations

(Rs Million, except ratios)

Particulars	Qtr ended 30-09-14	Qtr ended 31-12-14	Q-on-Q Growth (%)
Total revenue	54,026	54,690	*1.2%*
Net revenue	44,179	45,228	*2.4%*
EBITDA	18,272	18,505	*1.3%*
Cash profit from operations	11,544	11,817	*2.4%*
Profit before tax	2,141	2,506	*17.0%*
Net profit	1,530	2,011	*31.4%*
EBITDA margin (%)	33.8%	33.8%	

(US$ Million)

Particulars	Qtr ended 30-09-14	Qtr ended 31-12-14	Q-on-Q Growth (%)
Total revenue	875	868	*-0.8%*
Net revenue	715	718	*0.3%*
EBITDA	296	294	*-0.8%*
Cash profit from operations	187	187	*0.3%*
Profit before tax	35	40	*14.6%*
Net profit	25	32	*28.7%*
EBITDA margin (%)	*33.8%*	33.8%	

Exchange rate for conversion: Rs 61.75 = US$ 1.00 for the quarter ended September 30, 2014, and Rs 63.04 = US$ 1.00 for the quarter ended December 31, 2014
Due to this difference the percentage change in US$ will not be comparable with the percentage change in rupee table above.

3.2. Summarized Consolidated Balance Sheet

(Rs Million, except ratios)

Particulars	As at 30-09-14	As at 31-12-14
Assets		
Net fixed assets, including capital work-in-progress	649,427	644,823
Investments	847	883
Total current assets (excluding cash & cash equivalents)	199,426	205,519
Total assets	**849,700**	**851,225**
Liabilities and stockholders equity		
Total current liabilities and provisions	158,219	156,306
Net debt	363,343	367,668
Total liabilities	**521,562**	**523,974**
Stockholders equity (Net of Goodwill)	319,755	318,512
Minority interest	8,383	8,739
Total liabilities and stockholders equity	**849,700**	**851,225**
Net debt to stockholders equity (x)	*1.14*	*1.15*
Book value per equity share (Rs)	*137*	*136*

(US$ Million)

Particulars	As at 30-09-14	As at 31-12-14
Assets		
Net fixed assets, including capital work-in-progress	10,517	10,230
Investments	14	14
Total current assets (excluding cash & cash equivalents)	3,229	3,260
Total assets	**13,760**	**13,504**
Liabilities and stockholders equity		
Total current liabilities and provisions	2,562	2,480
Net debt	5,884	5,832
Total liabilities	**8,446**	**8,312**
Stockholders equity (Net of Goodwill)	5,178	5,053
Minority interest	136	139
Total liabilities and stockholders equity	**13,760**	**13,504**

Exchange rate for conversion: Rs 61.75 = US$ 1.00 for the quarter ended September 30, 2014, and Rs 63.04 = US$ 1.00 for the quarter ended December 31, 2014

3.3. Summarized Statement of Operations by Segment

3.3.1. India Operations

(Rs Million, except ratios)

Particulars	Qtr ended 30-09-14	Qtr ended 31-12-14	Q-on-Q Growth (%)
Gross Revenue	46,802	47,987	*2.5%*
Net Revenue	36,958	38,526	*4.2%*
EBITDA	16,625	17,050	*2.6%*
EBIT	8,549	8,723	*2.0%*
EBITDA margin %	35.5%	35.5%	
EBIT margin %	18.3%	18.2%	

3.3.2. Global Operations

(Rs Million, except ratios)

Particulars	Qtr ended 30-09-14	Qtr ended 31-12-14	Q-on-Q Growth (%)
Gross Revenue	10,065	12,361	*22.8%*
EBITDA	1,646	1,456	*-11.5%*
EBIT	304	316	*3.9%*
EBITDA margin %	16.4%	11.8%	
EBIT margin %	3.0%	2.6%	

Note: "Net revenue" in 3.3.1 and 3.3.2 above represents gross segment revenue less license fees and access charges.

3.4 Additional Information

3.4.1. India Operations

(Rs Million, except ratios)

Particulars	Qtr ended 30-09-14	Qtr ended 31-12-14	Q-on-Q Growth (%)
Telecom Revenue			
- Voice	34,329	35,158	*2.4%*
- Non Voice	11,021	11,594	*5.2%*
Others	1,452	1,235	*-14.9%*
Total	**46,802**	**47,987**	*2.5%*

3.4.2. Global Operations

(Rs Million, except ratios)

Particulars	Qtr ended 30-09-14	Qtr ended 31-12-14	Q-on-Q Growth (%)
Data	6,756	6,977	*3.3%*
Voice	3,309	5,384	*62.7%*
Total	**10,065**	**12,361**	*22.8%*

3.5. Contribution to Revenue by Segment

(Rs Million, except ratios)

Segment	Qtr ended 30-09-14		Qtr ended 31-12-14	
	Revenue	% of total	Revenue	% of total
India Operations	46,802	*82%*	47,987	*80%*
Global Operations	10,065	*18%*	12,361	*20%*
Sub Total	**56,867**	**100%**	**60,348**	**100%**
Less: Eliminations	(2,841)		(5,658)	
Total	**54,026**		**54,690**	

3.6. Contribution to EBITDA by Segment

(Rs Million, except ratios)

Segment	Qtr ended 30-09-14		Qtr ended 31-12-14	
	Revenue	% of total	Revenue	% of total
India Operations	16,625	*91%*	17,050	*92%*
Global Operations	1,646	*9%*	1,456	*8%*
Sub Total	**18,271**	***100%***	**18,506**	**100%**
Less: Eliminations	1		(1)	
Total	**18,272**		**18,505**	

3.7. Investment in Projects by Segment

(Rs Million, except ratios)

Segment	Cumulative to 31-12-14		Qtr ended 31-12-14	
	Amount	% of total	Amount	% of total
India Operations	824,428	*86%*	3,423	*98%*
Global Operations	137,330	*14%*	59	*2%*
Total	**961,758**	***100%***	**3,482**	***100%***

4. Key Performance Indicators

The financial figures used for computing ARPU and RPM are based on Indian GAAP. Definitions of terms are set out in Section 9. "Qtr ended 30/09/14" refers to the three month period ended September 30, 2014; "Qtr ended 31/12/14" refers to the three month period ended December 31, 2014.

Metric	Unit	Qtr ended 30-09-14	Qtr ended 31-12-14
Voice			
Total customer base	Mn	111.3	107.5
Net adds	Mn	1.2	(3.8)
VLR	%	97.5	97.6
Pre-paid % of customer base	%	96.3	96.3
Churn	%	4.3	4.9
Total Minutes of Usage	Bn mins	102.1	103.4
ARPU	Rs/Sub	137	142
Revenue per minute	Rs/Sub	0.444	0.452
Voice ARPU	Rs/Sub	103	107
Voice Usage per customer/ month	Min/Sub	307	315
Voice revenue per minute	Rs/min	0.336	0.340
Total NLD minutes	Mn Mins	14,635	14,685
Total ILD minutes	Mn Mins	4,809	5,079
Data			
Total data customers *	Mn	29.7	31.4
3G customers #	Mn	15.1	16.7
Total data traffic	Mn MBs	65,778	76,434
Data usage per customer	MBs	752	834
Non-Voice as % of Telecom revenue	%	24.3	24.8
Network Statistics			
Service areas operational $	Nos	22	22
3G towns coverage	Nos	334	334
Total sites on network	Nos	86,792	86,792
Total 3G sites	Nos	11,659	11,659

* Total data subscribers: Any subscriber with data usage of more than one Mb in one month

3G customers: Any subscriber having made atleast one revenue generating call or data usage of more than one Mb in one month

$ Considering Tamil Nadu and Chennai as one combined circle

5. Basis of Presentation of Financial Statements

5.1. Reporting Periods

The financial year end of Reliance Communications Limited is March 31. Each financial year ("FY") is referred to by the calendar year in which the particular financial year end occurs. The current financial year will be for a period of 12 months, commenced on April 1, 2014 and ending on March 31, 2015.

5.2. Consolidated and Segment Financial Results

5.2.1. Revenues

Revenues of the Company have been reported in the following manner:

- Consolidated Revenues and Segment Gross Revenues

  Consolidated revenues of the Company have been classified as "Services and Sales" revenue. This represents revenues earned from the provision of services and from the sale of network infrastructure on an IRU basis.

  For the purposes of segment reporting, revenues have been classified under two geographic segments namely "India Operations" and "Global Operations". The lines of business included in each segment and the basis of segment revenue reporting is described in Section 5.3 below.

- Elimination of Inter Segment Revenues

  Revenues for each geographic segment are reported at gross level where inter segment revenue is also included. Hence, revenue of one segment, from inter segment source, is reported as the expense of the related segment. Elimination takes place in determining consolidated revenues for the Company.

  For the purpose of determining transfer pricing between segments, open market wholesale rates for comparable services or, where applicable, rates stipulated by the regulatory authorities have been adopted.

5.2.2. Net Revenues by Segment

"Net Revenues" represent revenues earned less direct variable operating expenses in the nature of: (1) revenue share (including levies for Universal Service Obligation), and spectrum fees (referred to collectively as "License Fees"); and (2) charges for access, carriage, interconnection, and termination (referred to collectively as "Access Charges").

Expenses included under License Fees are currently incurred as a percentage of adjusted gross revenue. Expenses included under Access Charges, on the basis of fixed or ceiling cost per minute, or are determined by commercial negotiation with other carriers and between our business segments, as appropriate.

Access Charges and license Fees are disclosed in aggregate as part of the classification of "Operating Expenses" in the consolidated statement of operations. Net Revenues are reported for each business segment.

5.2.3. Operating Expenses

Operating expenses of the Company have been reported in the following manner:

- Consolidated and Segment Gross Operating Expenses

  Consolidated operating expenses of the Company have been classified under four categories of costs, namely "Access Charges and license Fees", "Network Operations", "Employees", and "Selling, General & Administrative".

- Elimination of Inter Segment Expenses

  Principles, as stated in 5.2.1 above, have been followed for reporting gross operating expenses of each segment and elimination of such expenses in determining consolidated EBITDA for the Company.

5.3. Composition of Segments

This quarter onwards, we will be reporting the financial results under the following two business segments:

- India Operations
- Global Operations

Financial results by segment include all products and services covered by the individual segment as described below.

5.3.1. India Operations

This segment constitutes revenue arising and/ or accruing from Telecom Operations and service rendering activities based in India. This comprises of Telecom Revenue of Voice and Non Voice from consumer and enterprise customers. Apart from these, it also includes other revenue such as Direct to Home TV business, investments, interest, etc.

Since the voice market in the Indian telecom market remains dominant contributor to the sector, its performance review at an independent level has become essential.

The voice and non voice market largely constitutes of wireless telecom business. The Wireless segment functions in a retail mode. Wireless services are offered on both CDMA and GSM technology platforms. Wireless services consist mainly of the following:

- 3G in 13 circles & Nation-wide 2G mobile services for individuals and corporate customers, including local and long distance voice, messaging, wireless internet access, wireless multimedia and value added services. Services are offered on both pre-paid and post paid bases.

- Fixed wireless phone and terminal services are mainly for residential customers, including local and long distance voice, messaging, wireless internet access, wireless multimedia, and value added services. Services are offered on both pre-paid and post paid bases.

- 3G services provide customers with a plethora of data applications like live mobile TV, Video-on-demand, video calling, video and music streaming, video conferencing, personalized RSS feeds and much more.

- Public calling offices and coin collection boxes for local and long distance voice using fixed wireless phones and terminals. Service is provided to independent retail operators of such facilities on a pre-paid basis.

- National inter-circle (NLD) carriage services for voice, data, and internet.

- NLD bandwidth and infrastructure services for other service providers.

- Managed contact centre solutions for call centres in India.

- Services provided through LMDS, WIMAX etc. and involving the provision of IT infrastructure are covered under this segment. Services are provided across various customer groups including residential, SMEs, and large corporates. Products and services include the following:

  - Voice Products: E1 DID, Centrex, PBX trunks, One Office Duo, Toll free, Intelligent Telephony Services, Audio Conferencing, and Fixed line phones.

  - Data products: VPN, leased lines, IPLCs, Ethernet, Video Conferencing, Remote Access VPN, Cloud Video Surveillance and broadband internet.

Assets allocated to this business segment include: radio equipment (base trans-receiver stations (BTSs), microwave towers, antennas, mobile switching centers (MSCs), and related electronics, software and systems for operations); intra-city access networks (ducts and optical fiber) other than in 44 cities; utilities, servers, customer premises equipment, and license fees.

NLD assets include: transport equipment and electronics; transmission networks connecting various Media Convergence Nodes (MCNs) across all circles; buildings, utilities, and license fees.

In-building wiring and building access networks from building access nodes in all locations where active; intra-city access networks (ducts and optical fiber) in 44 cities; internet data centers; digital loop carriers (DLC), routers, modems and related electronics; customer premises equipment (CPE) and license fees.

The Others segment comprises operations other Telecom Operations. This includes Direct to Home TV business, investments, interest, etc.

Assets shown under Others mainly comprise properties owned by the Company, including the Dhirubhai Ambani Knowledge City, and property and fittings.

5.3.2. Global Operations

The Global Operations segment provides wholesale and retail voice and data services from many international locations. It provides the following services to the wireless segment of Reliance Communications on an inter segment basis and enterprises in India and across the globe:

- International long distance (ILD) carriage services for voice, data, and internet.
- IRUs and leased circuits for international voice and data connectivity through submarine cable systems, together with cable restoration and maintenance services.
- Global Ethernet services to enterprise customers across four industry verticals i.e. financial, legal, healthcare and Government
- International managed data services, including IP-VPN.
- Virtual international calling and voice content services provided by overseas operating units in Australia, Austria, Belgium, Canada, France, Hong Kong, India, Ireland, Netherlands, New Zealand, Singapore, Spain, United Kingdom and United States in a retail mode to individual customers for calling India and global destinations.
- Managed contact centre solutions for overseas call centres in India

Assets allocated to this segment include ILD assets: dedicated ports and switches, electronics, infrastructure at various points of presence and other cable systems not owned and operated by the Company. In addition, the submarine cable systems, cable landing stations, switching equipment for PoPs and associated facilities of FLAG, are included in this segment.

6. Financial Statements

Financial results for the quarter ended December 31, 2014 as per Indian GAAP. An explanation of the basis of presentation is set out in Section 5. In the tables below, "Qtr ended 30/09/14" refers to the three month period ended September 30, 2014 and "Qtr ended 31/12/14" refers to the three month period ended December 31, 2014. Previous quarter's figures have been re-grouped, re-arranged and re-classified wherever necessary.

6.1. Consolidated Results of Operations

(Rs. Million, except ratios)

Particulars	Qtr ended 30-09-14	Qtr ended 31-12-14
Total revenues	**54,026**	**54,690**
Services and sales	54,026	54,690
Total operating expenses	**35,754**	**36,185**
Access charges and license fees	9,847	9,462
Network operations	17,334	17,833
Employees	2,366	2,467
SG&A	6,207	6,423
EBITDA	**18,272**	**18,505**
Finance charges (net)	6,704	6,522
Depreciation / amortization	9,427	9,477
Profit before tax	**2,141**	**2,506**
Provision for tax (including Deferred tax)	24	165
Net profit after tax (before adjustment of share of Minority Interest/ Associates)	**2,118**	**2,341**
Share of Minority and associates	588	330
Net profit after tax (after adjustment of share of Minority Interest/ Associates)	**1,530**	**2,011**
Ratios		
EBITDA margin (%)	33.8%	33.8%
Net profit margin (%)	2.8%	3.7%

6.2. Consolidated Balance Sheet

(Rs. Million)

Particulars	As at 30-09-14	As at 31-12-14
ASSETS		
Current assets		
Inventories	3,564	3,658
Debtors	39,002	43,339
Other current assets	25,387	29,783
Loans and advances	116,593	113,859
Total current assets (excluding cash and cash equivalents)	**184,546**	**190,639**
Fixed assets		
Gross block	1,110,154	1,118,131
Less: Depreciation	492,394	506,481
Net block	**617,760**	**611,650**
Capital work-in-progress	31,667	33,173
Total fixed assets	**649,427**	**644,823**
Investments	847	883
Deferred Tax Asset (net)	14,880	14,880
Total assets	**849,700**	**851,225**
LIABILITIES AND STOCKHOLDERS EQUITY		
Stockholders equity		
Share capital	11,910	11,911
Reserves and surplus (net of Goodwill)	307,845	306,601
Total Stockholders equity	**319,755**	**318,512**
Minority interest	8,383	8,739
Current liabilities and provisions		
Current liabilities	135,186	135,351
Provisions	23,033	20,955
Total current liabilities and provisions	**158,219**	**156,306**
Debt		
Foreign currency loans	264,163	256,846
Rupee loans	123,754	130,052
Gross debt	**387,917**	**386,898**
Less: Cash and cash equivalents including investments	24,574	19,230
Net debt	**363,343**	**367,668**
Total liabilities and stockholders equity	**849,700**	**851,225**

6.3. Consolidated Statement of Cash Flows

(Rs. Million)

Particulars		Qtr ended 30-09-14	Qtr ended 31-12-14
Cash flows from operating activities:			
Net profit/(loss) before tax	A	2,141	2,506
Add: Non cash/non operating items	B	**15,988**	**15,953**
Depreciation and amortization		9,430	9,477
Provision for doubtful debts		289	215
Finance charges (net)		6,519	6,268
(Profit)/loss on sale of investments		(250)	(7)
Cash generated from operations before working capital changes	A+B	**18,129**	**18,459**
(Increase)/decrease in working capital		(14,583)	(8,036)
Cash generated from operations		**3,546**	**10,423**
Tax paid		(823)	(491)
Net cash provided/used by/in operating activities	C	**2,723**	**9,932**
Cash flows from investing activities:			
(Purchase)/sale of property, plant, and equipment (net)		(5,608)	(4,641)
(Purchase)/sale of investments (net)		401	129
Interest income / (expense) (net)		(6,802)	(6,131)
Net cash provided/used by/in investing activities	D	**(12,009)**	**(10,643)**
Cash flows from financing activities:			
Net cash provided/used by/in financing activities	E	21,326	(4,633)
Cash and cash equivalents:			
Beginning of the period	F	12,534	24,574
End of the period	C+D+E+F	**24,574**	**19,230**

7. Accounting Policies

Set out below are the significant accounting policies to the Consolidated Statement of Operations and the Consolidated Balance Sheet.

7.1. Principles of Consolidation

Consolidation has been carried out in compliance with the applicable Accounting Standards, viz., AS 21 and AS 23, issued by the Institute of Chartered Accountants of India.

7.2. Other Significant Accounting Policies

7.2.1. Basis of Preparation of Financial Statements

The financial statements have been prepared under the historical cost convention in accordance with the generally accepted accounting principles in India and the provisions of the Companies Act, 1956.

7.2.2. Use of Estimates

The presentation of financial statements requires estimates and assumptions to be made that affect the reported amount of assets and liabilities on the date of the financial statements and the reported amount of revenues and expenses during the reporting period. Difference between the actual results and estimates are recognized in the period in which the results are known/ materialized.

7.2.3. Fixed Assets

Fixed assets are stated at cost net of cenvat/value added tax and include amount added on revaluation less accumulated depreciation, amortization and impairment loss, if any.

- All costs including financing cost until commencement of commercial operations relating to borrowings attributable to fixed assets, are capitalized.
- Expenses incurred relating to projects prior to commencement of commercial operation are considered as project development expenditure and shown under capital work-in-progress.
- In respect of operating leases, rentals are expensed with reference to lease terms and other considerations in compliance with provisions of the AS 19 issued by The Institute of Chartered Accountants of India, except for rentals pertaining to the period up to the date of commencement of commercial operations, which are capitalized.
- In respect of finance leases, the lower of the fair value of the assets and present value of the minimum lease rentals is capitalized as fixed assets with corresponding amount shown as liabilities for leased assets in compliance with the provisions of the AS 19 issued by The Institute of Chartered Accountants of India. The principal component in the lease rental in respect of the above is adjusted against liabilities for leased assets and the interest component is recognized as an expense in the year in which the same is incurred except in case of assets used for capital projects where it is capitalized.
- Entry fees paid for telecom licenses and indefeasible right of connectivity are stated at cost for acquiring the same less accumulated amortization. These are classified as part of fixed assets.

7.2.4. Depreciation/Amortization

- Depreciation on fixed assets is provided on straight line method at the rates and in the manner prescribed in Schedule II to the Companies Act 2013 except in cases of cable systems, customer premises equipment and certain other assets for which useful life has been considered based on technical estimation. Depreciation is net of the amount adjusted from Provision for Business Restructuring/ General Reserve in accordance with the Scheme.
- Depreciation on assets taken on finance lease is provided over the remaining period of lease from the commencement of commercial operations.
- Leasehold land is depreciated over the period of the lease term.
- Intangible assets, namely entry fees for telecom licenses are amortized equally over the balance period of licenses from the date of commencement of commercial services or acquisition. Indefeasible rights of use are amortized on matching principle basis for the upfront revenue recognition.
- The depreciation schedule for various classes of assets is as follows:

Asset Class	Period (Years)
Leasehold Land	Over the lease period
Building	30 & 60
Optic Fiber Cable	35
Plant and Machinery	10-20
Furniture and Fixture	10
Office Equipment	5-10
Vehicles	5

7.2.5. Impairment of Assets

An asset is treated as impaired when the carrying cost of assets exceeds its recoverable value. An impairment loss is charged to the profit and loss account in the year in which an asset is identified as impaired. The impairment loss recognized in prior accounting periods is reversed if there has been a change in the estimate of recoverable amount.

7.2.6. Investments

Investments are classified into long term and current investments. Investments which are intended to be held for more than one year are classified as long term investments and investments which are intended to be held for less than one year, are classified as current investments.

Current investments are carried at lower of cost and quoted/fair value, computed category wise. Long term investments are stated at cost. Provision for diminution in the value of long term investments is made only if such a decline is other than temporary in the opinion of the management.

7.2.7. Inventories

Inventories are valued at lower of cost or net realizable value. Cost of communication devices and accessories and stores and spares are determined on weighted average basis, or net realizable value whichever is less.

7.2.8. Employee Retirement Benefits

Gratuity and leave encashment liabilities are provided for based on actuarial valuation. While Company's contributions towards provident fund and superannuation fund are provided on actual contribution basis in accordance with the related stipulation.

7.2.9. Borrowing Cost

Borrowing costs that are attributable to the acquisition or construction of qualifying assets are capitalized as part of the cost of such assets up to the commencement of commercial operations. A qualifying asset is one that necessarily takes substantial period of time to get ready for intended use. Other borrowing costs are recognized as expense in the year in which they are incurred.

7.2.10. Foreign Currency Transactions

- Transactions denominated in foreign currencies are normally recorded at the exchange rates prevailing at the time of the transaction.
- Monetary items denominated in foreign currencies at the year end are restated at year end rates. In case of monetary items, which are covered by forward exchange contracts, the difference between the year end rate and the rate on the date of the contract is recognized as exchange difference and the premium paid on forward contracts has been recognized over the life of the contract.
- Non monetary foreign currency items are carried at cost.
- All long term foreign currency monetary items consisting of loans which relate to acquisition of depreciable capital assets at the end of the period/ year have been restated at the rate prevailing at the Balance Sheet date. The exchange difference arising as a result has been added or deducted from the cost of the assets as per the notification issued by the Ministry of Company Affairs (MCA) dated 29th December, 2011. Exchange difference on other long term foreign currency loans is accumulated in “Foreign Currency Monetary item Translation Difference account” which will be amortized over the balance period of loans.
- Any income or expense on account of currency exchange difference, either on settlement or on translation, is recognized in the profit and loss account. The Company follows AS-11 in respect of forex loss/gain in case of monetary items other than mentioned above, and is therefore being debited/credited to Profit and Loss Account.
- Any income or loss arising out of marking derivative contracts to market price is recognized in the profit and loss account.

7.2.11. Revenue Recognition

Revenue (income) is recognized as and when the services are performed on the basis of actual usage of the Company's network. Revenue on upfront charges for services with lifetime validity and fixed validity periods are recognized over the estimated useful life of subscribers and specified fixed validity period, where significant. The estimated useful life is consistent with estimated churn of the subscribers. Revenue from indefeasible rights of use (IRU) granted for network capacity in recognized as license income on activation of circuits

7.2.12. Provision for Doubtful Debts

Provision is made in the accounts for doubtful debts in cases where the management considers the debts to be doubtful of recovery.

7.2.13. Miscellaneous Expenditure

Miscellaneous expenses are charged to profit and loss account as and when they are incurred.

7.2.14. Taxes on Income

Provision for income tax is made on the basis of estimated taxable income for the year at current rates. Tax expenses comprise both current tax and deferred tax at the applicable enacted or substantively enacted rates. Current tax represents the amount of income tax payable/recoverable in respect of the taxable income/loss for the reporting period. Deferred tax represents the effect of timing difference between taxable income and accounting income for the reporting period that originate in one period and are capable of reversal in one or more subsequent periods.

7.2.15. Government Grants

Subsidies provided by Government for providing telecom services in rural areas are recognized as operating income.

7.2.16. Provisions, Contingent Liabilities and Contingent Assets

Provisions involving substantial degree of estimation in measurement are recognized when there is a present obligation as a result of past events and it is probable that there will be an outflow of resources. Contingent liabilities are not recognized but are disclosed in the notes. Contingent assets are neither recognized nor disclosed in the financial statements.

8. Notes to Accounts (As reported to stock exchanges)

1. Figures of the previous period have been regrouped and reclassified, wherever required

2. Pursuant to the Schemes of Arrangement ("the Schemes") sanctioned by the Hon'ble High Court of Judicature at Bombay, variation on account of changes in exchange rates including amortisation of the balance in "Foreign Currency Monetary Item Translation Difference Account (FCMITDA)" and depreciation consequent to addition of exchange differences to the cost of capitalised assets aggregating to ₹ 272 crore and ₹ 712 crore during the quarter and nine months ended December 31, 2014 respectively, are withdrawable from General Reserve. These withdrawable items are not considered in the accounts for the quarter and nine months ended December 31, 2014 and consequently no withdrawal has been made. The necessary effects, if any, will be carried out at the year end. The Company has, as permitted under the said Schemes, adjusted additional depreciation of ₹ 295 crore and ₹ 883 crore, arising on fair value of the assets, for the quarter and nine months ended December 31, 2014 respectively, by withdrawing an equivalent amount from General Reserve.

3. Pursuant to the Companies Act, 2013 (the Act) becoming effective from April 1, 2014, the Company and a subsidiary company have adopted estimated useful life of fixed assets as stipulated under Schedule II to the Act, except in case of some of its telecommunication equipments, as legally advised and as permitted by the said Schedule, where, based on condition of such telecommunication equipments, regular maintenance schedule, material of construction and past experience, the Company has considered useful life of 20 years instead of 18 years and a subsidiary company has considered useful life of optic fiber cables as 35 years instead of 20 years applied hitherto.

4. The Company has on January 20, 2015 received Rs.650 crore towards balance 50% of the issue price for 8,66,66,667 Warrants allotted on August 7, 2014 to the Promoter Group entity exercising rights for subscription of equivalent number of Equity Shares of Rs.5/- each at a price of Rs.150/- per Warrant (including share premium of Rs 145 per Equity Share). Consequently, the paid up share capital of the Company has increased from ₹ 1,201.16 crore to ₹ 1,244.49 crore.

5. The Scheme of Amalgamation of Reliance Infratel Limited into its holding company; Reliance Communications Infrastructure Limited, a wholly owned subsidiary of the Company has been approved by the requisite majority of the members and is pending for approval of the Hon'ble High Court of Judicature at Mumbai. The Scheme will be given effect in the Accounts upon receipt of Statutory and contractual approvals followed by filing with the Registrar of Companies.

6. The paid up share capital of the Company is net of 21,279,000 no. of equity shares, of ₹ 5/- each, ₹ 11 crore being the face value of such equity shares. The Company has consolidated financial statements of the RCOM ESOS Trust as at 31st March, 2014 with Standalone financial results of the Company in terms of SEBI(ESOS and ESPS) Guidelines, 1999 and recent opinion of the Expert Advisory Committee (EAC) of the Institute of Chartered Accountants of India (ICAI).

9. Glossary

Key Performance Indicators and Financial Terms

Key Performance Indicators	
ARPU	Computed by dividing total India telecom operations revenue for the relevant period by average customers; and dividing the result by the number of months in the relevant period.
Voice ARPU	Computed by dividing total India voice revenue for the relevant period by average customers; and dividing the result by the number of months in the relevant period.
Churn	Computed by taking average monthly disconnections divided by opening monthly subscriber base in the relevant period. Churn is expressed as a percentage.
Total minutes of usage (MoU)	Sum of all incoming and outgoing minutes used on the access network by all customers in aggregate.
Voice Usage per customer (min/sub)	Total voice minutes divided by average number of customers on the network in the relevant period. The result is expressed as the average per customer per month.
Revenue per minute (RPM)	ARPU divided by the average voice usage customer per month.
Voice revenue per minute (RPM)	Voice ARPU divided by the average voice usage customer per month.
ILD minutes	Total of incoming and outgoing international long distance minutes carried on the network. This includes minutes originating or terminating in India, international transit minutes, and global calling card minutes.
NLD minutes	Total of national long distance minutes carried by the Company under NLD license
Total data subscribers	Any subscriber with data usage of more than one Mb in one month.
Total data volume	Data usage by data subscribers in the relevant period.
Data usage per customer	Total data usage divided by average number of data subscribers on the network in the relevant period. The result is expressed as the average per customer per month.
3G customers	Any subscriber having made atleast one revenue generating call or data usage of more than one Mb in one month.

Financial Terms	
Net revenue	Total revenue less (1) revenue share and spectrum fees (referred to as “License Fees”) and (2) interconnect usage charges (referred to as “Access Charges”).
Cash profit from operations	Is defined as the profit after tax plus depreciation and amortization.

Eyes that don't miss a thing. And a brain that analyzes what the eyes see.

RELIANCE
Business Services

The world's leading cloud-based intelligent surveillance solution is now available for your business sites.

Cloud Video Intelli-Surveillance is an end-to-end solution that watches over your business sites by recording camera feeds on a server that you can access from anywhere, sends you alerts when it senses unwarranted activity and lets you do much more with advanced analytics features like People Counting, Human/Object Detection, Face Recognition, Gender Identification and Trip Wire.

To give your business assets the intelligent protection of Cloud Video Intelli-Surveillance, get in touch with us today.

CLOUD VIDEO
INTELLI-SURVEILLANCE

Powered by
Panasonic

For more details: **1800 200 1100** | **MakesItEasy@relianceada.com** | **www.rcom.co.in/business**

Is your balance low?
Loan Talktime from us!
Talk loan
Talktime
LOW
MAX
Just dial *141# to get talktime instantly.
Know more

RELIANCE
Mobile
Treat yourself to exclusive one-day plans for just Rs. 9!
Dial *129# now.
Know more
₹9
SMS