



# RBM Infracon Limited

**February 15,2025**

To,  
The Manager-Listing  
National Stock Exchange of India Limited  
Exchange Plaza, Bandra Kurla Complex,  
Mumbai – 400051

**Symbol: - RBMINFRA**

Respected Sir/Ma'am,

**Subject: Investor presentation under Regulation 30 of the SEBI (Listing Obligations and Disclosure Requirements) Regulations, 2015.**

RBM INFRACON LIMITED, proudly announces its Unaudited Financial Results for the third quarter of the financial year 2024-25.

RBM INFRACON LIMITED stands out as a dynamic and progressive company committed to delivering prompt, quality services in the infrastructure sector.

The requisite disclosures in terms of Regulation 30 of the SEBI (Listing Obligations and Disclosure Requirements) Regulations, 2015 are attached herewith.

Thanking you.

Yours Faithfully

**For RBM INFRACON LIMITED**

---

**Jaybajrang Ramaishish Mani**  
**Chairman Cum Managing Director**  
**DIN: 03417579**

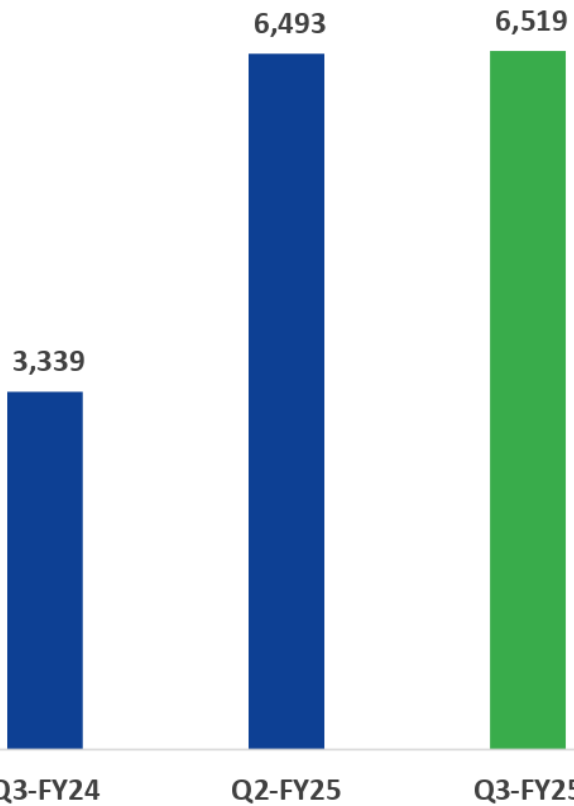
# RBM INFRACON LTD

## Q3 FY25 INVESTOR PRESENTATION

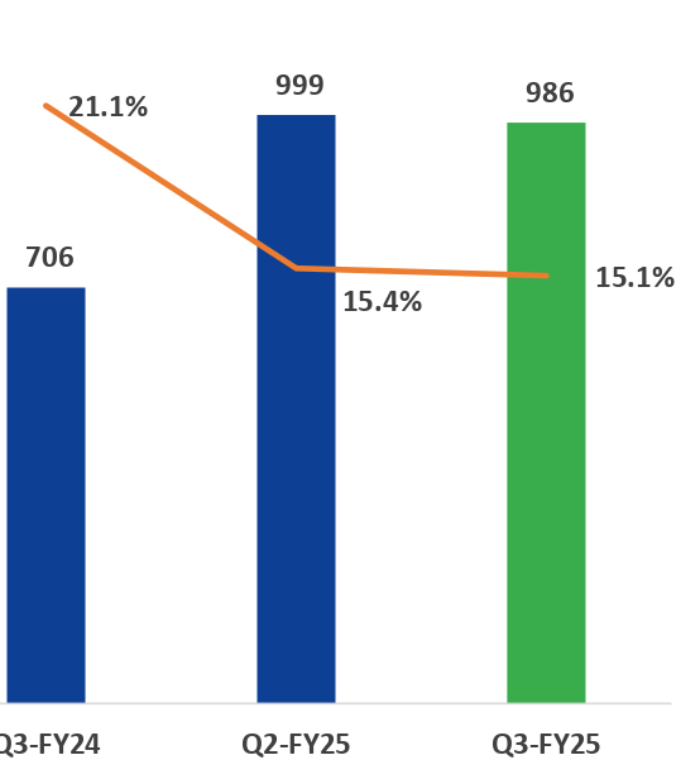


# Q3 FY25 KEY FINANCIAL HIGHLIGHTS

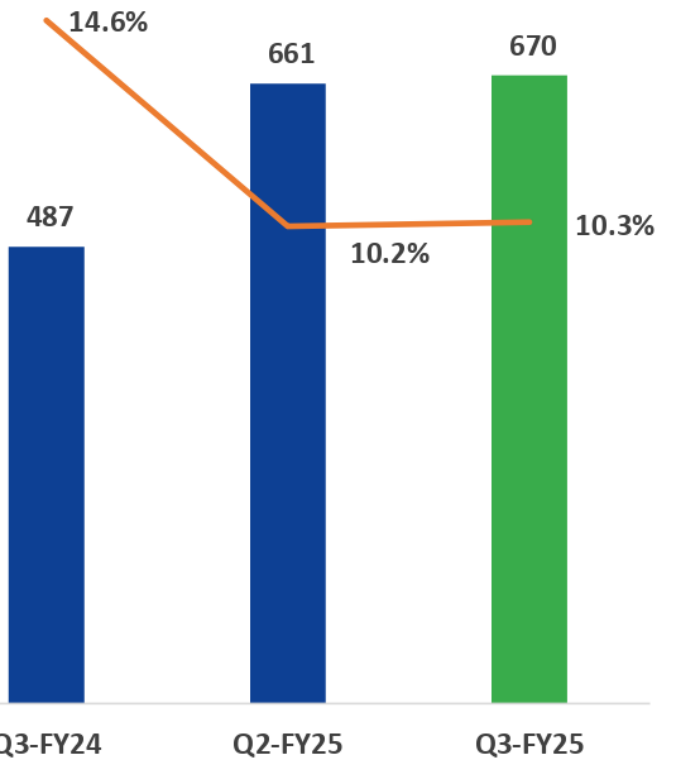
### Total Revenue (INR Lakhs)



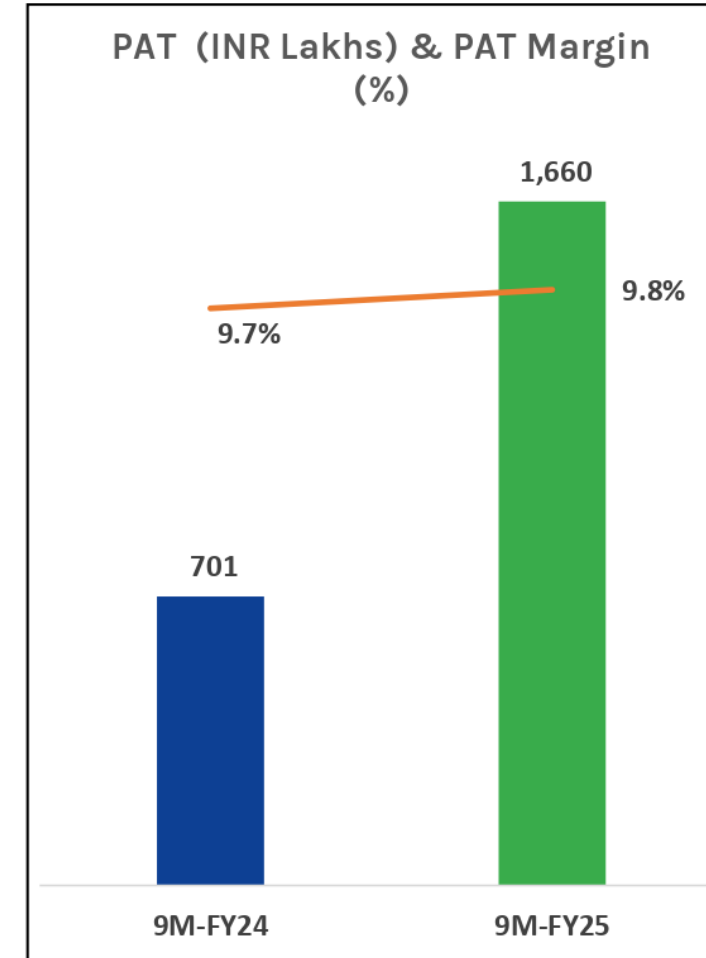
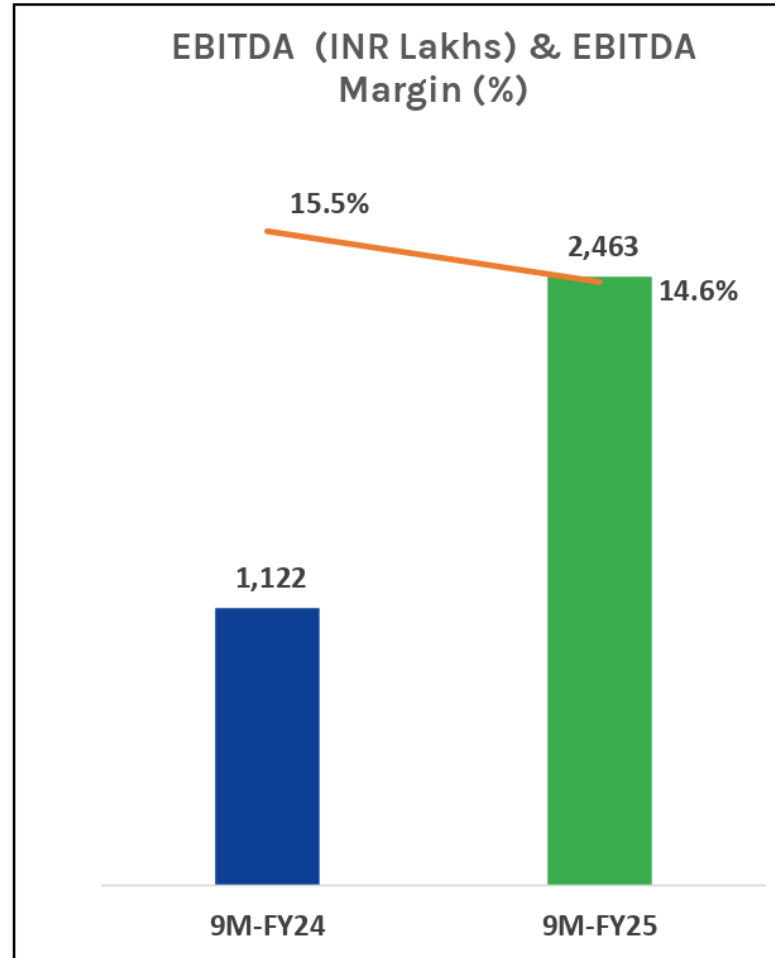
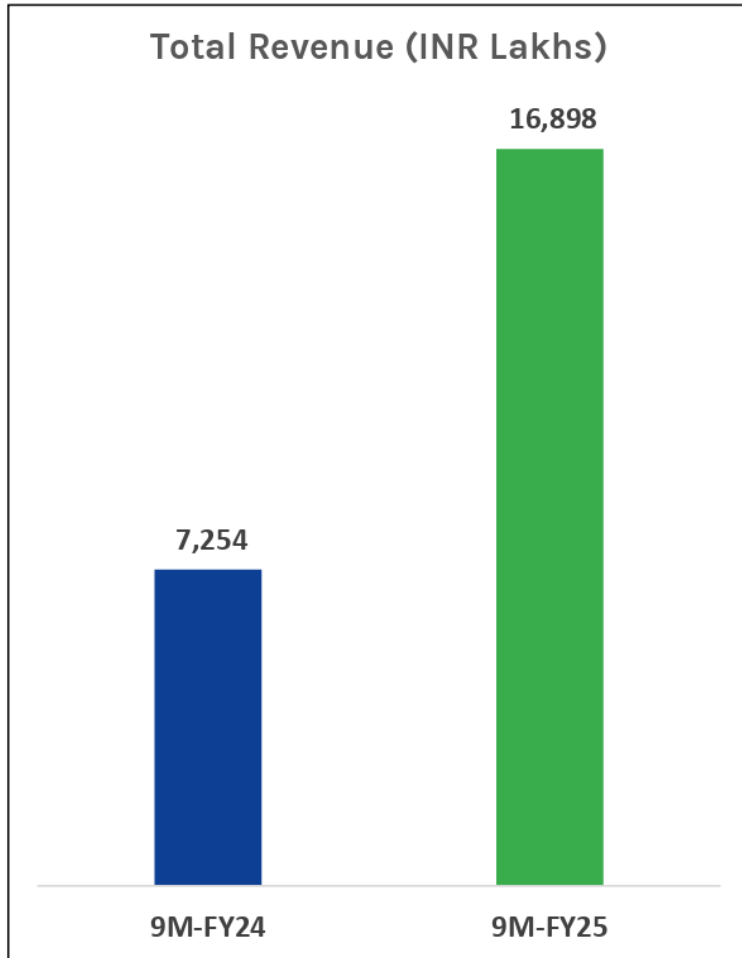
### EBITDA (INR Lakhs) & EBITDA Margin (%)



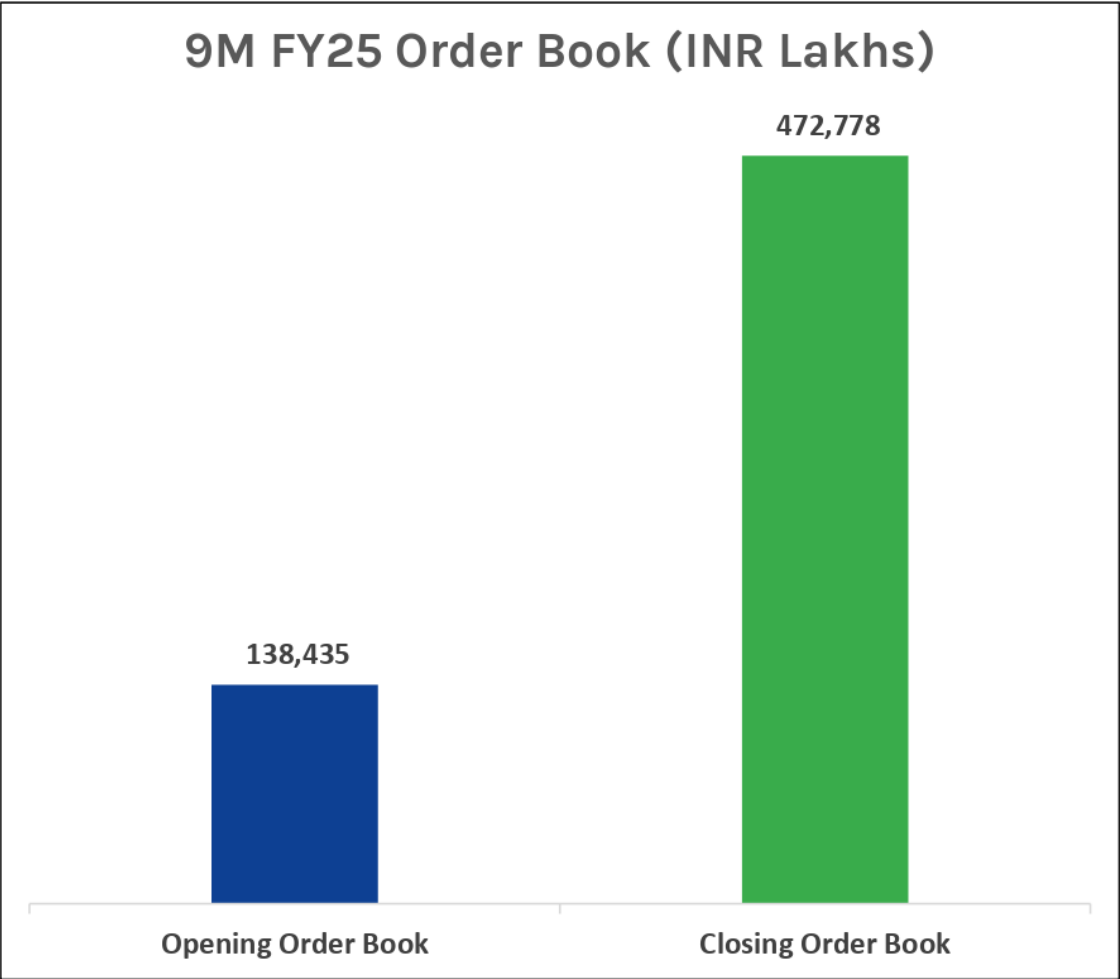
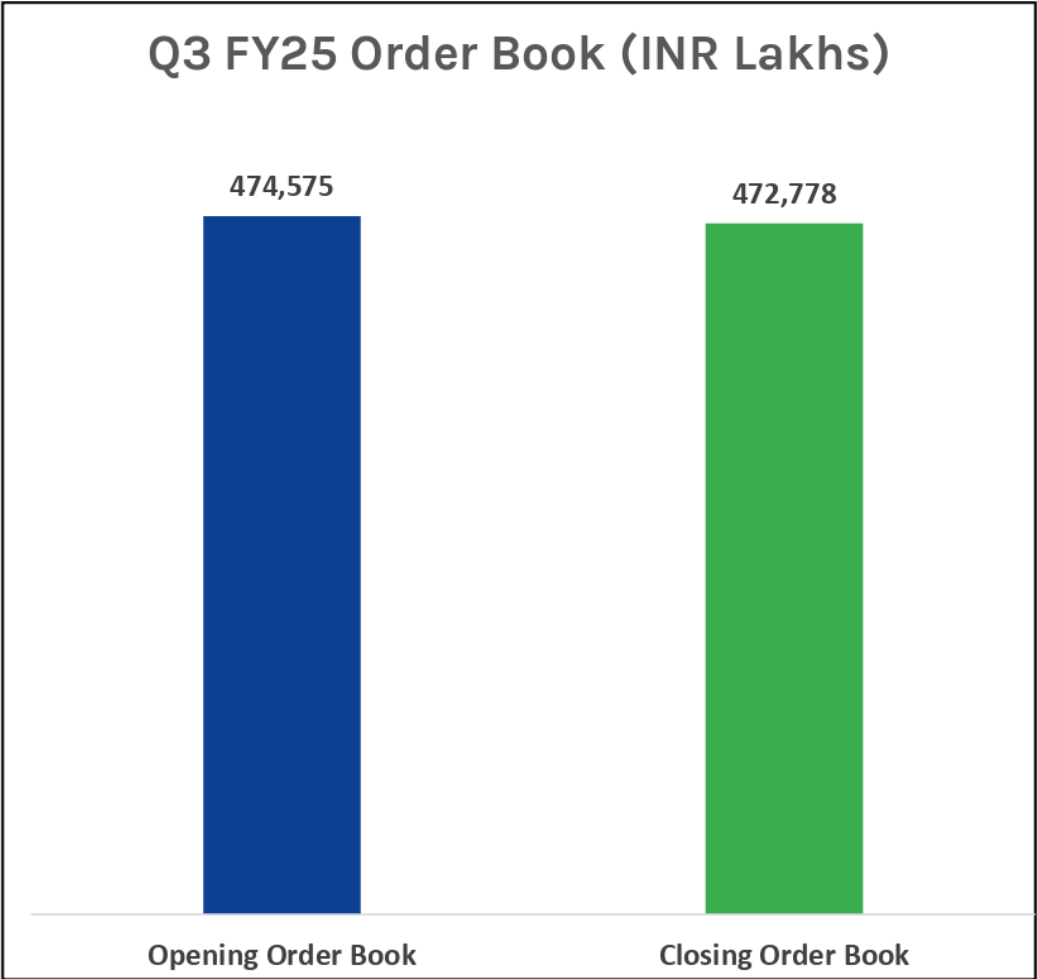
### PAT (INR Lakhs) & PAT Margin (%)



# 9M FY25 KEY FINANCIAL HIGHLIGHTS







RBM Infracon Ltd, established in 1993 and headquartered in Gujarat, is a net debt-free company with a strong financial standing.

---

Specializes in comprehensive services in engineering, execution, testing, commissioning, operation, and maintenance, primarily in the mechanical and rotary equipment sector.

---

Through its services it caters to Oil & Gas Refineries, Petrochemicals, Fertilizers, Gas Cracker Plants Coal/Gas/WHR based Power Plants, Chemicals, Cement, Fertilizers, Sugar Plants, Paper Plants, Irrigation and other allied sectors.

---

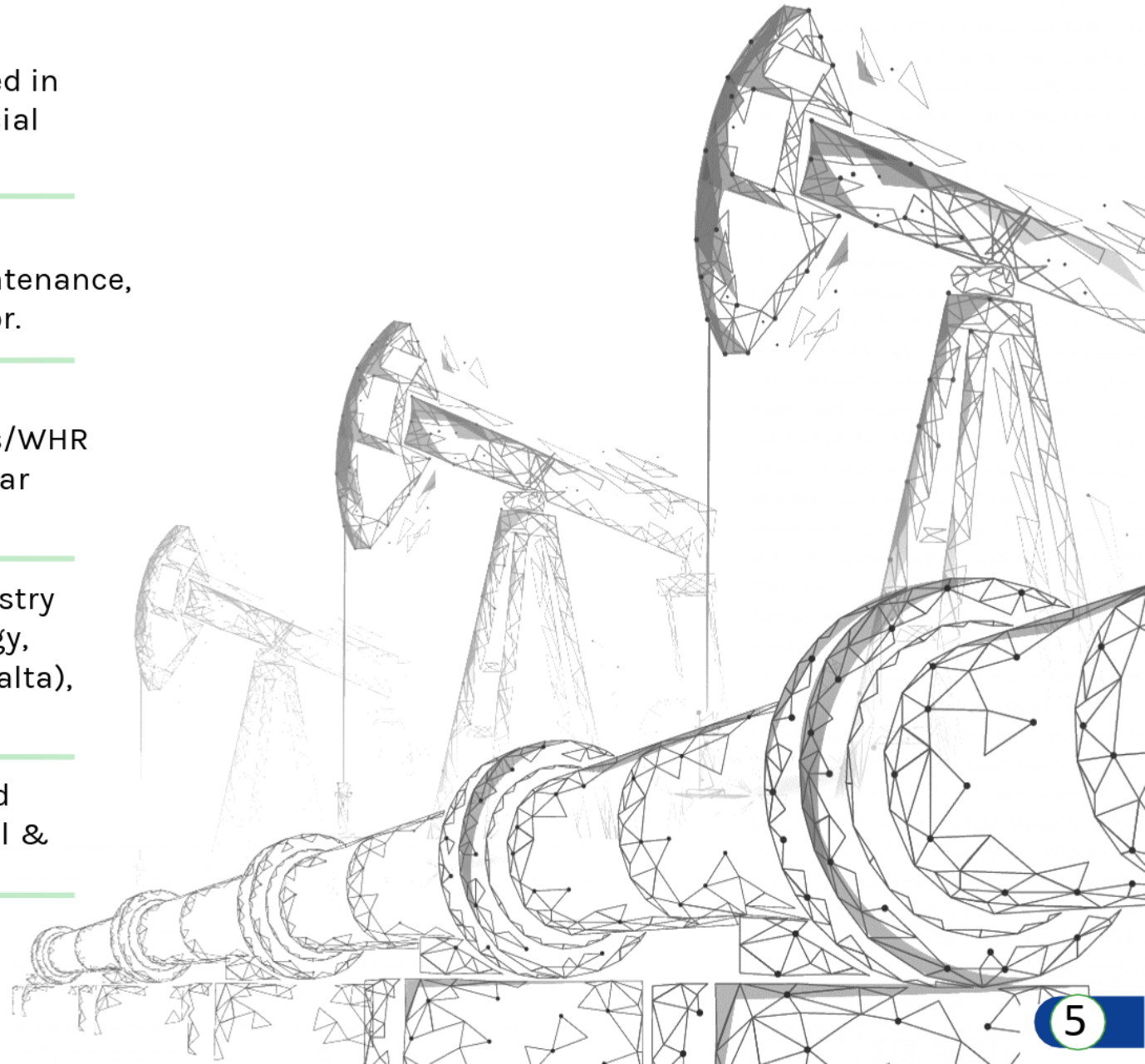
Caters to a diverse range of customers, including industry leaders such as Reliance Industries, L&T, Nayara Energy, Yara Fertilizers (Babrara), Chemie-Tech (Nigeria and Malta), and Afcons Infrastructure.

---

Enter into oil & gas exploration business and Received ONGC Production Enhancement Contract for Nandej Oil & Gas Field.

---

Also moving forward with plans to venture into the high-growth green hydrogen and solar energy sectors.



# KEY FACTS AND FIGURES

31+



Years Of  
Experience

87



Total No. of projects  
Completed

17



No. of ongoing  
projects

2,000+



Team Size

INR 4,72,778 Lakhs



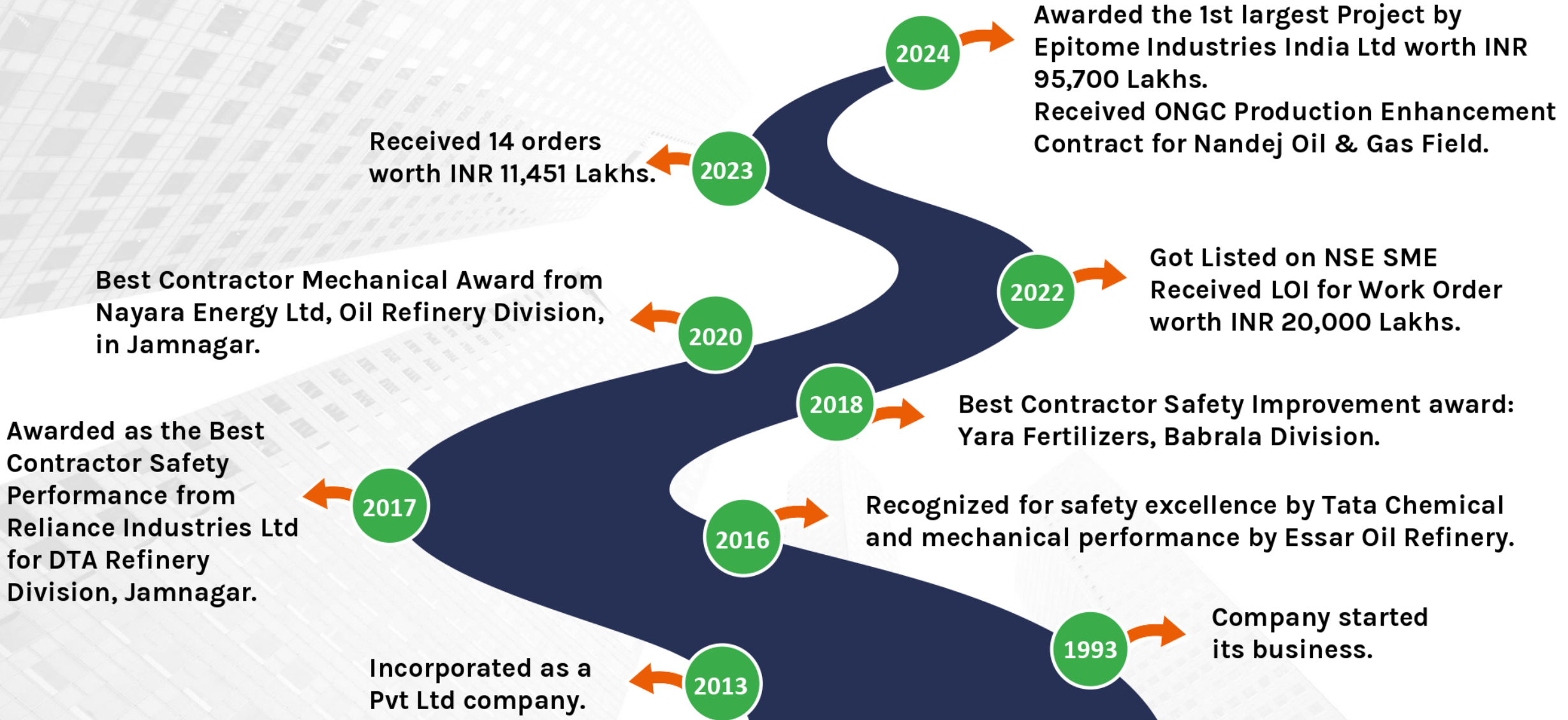
Current order  
book

(0.03)x



Net Debt / Equity

# JOURNEY SO FAR





# CLIENT CENTRIC EXCELLENCE : TRUSTED BY LEADERS

  
**NAYARA**  
ENERGY

  
**EPTOME**

  
**Reliance**  
Industries Limited

**malco energy**

**bn** GROUP  
BUILDING NATION

  
**praj**  
Innovate • Integrate • Deliver

**TEN** TECHNIP  
ENERGIES

  
**КАЛПА-ТАРУ**  
KALPATARU PROJECTS INTERNATIONAL LIMITED

  
**Dalmia**  
Bharat Limited

**ReNew**

ओएनजीसी  
  
**ONGC**

**adani**  
Kutch Copper Limited

  
**MIPL**

  
**YARA**

**Gypsum**

  
**REDI PORT LIMITED**

  
**thyssenkrupp**

**adani**  
Mundra Petro  
Chemicals Limited

And many more....



## EPC

- Providing construction, O&M, and turnaround services for refineries, petrochemicals, fertilizers, cement, and other industries.
- With 31+ years of experience, a diverse clientele, and 87+ successful projects, a leading player in this segment.

## Oil & Gas Exploration

- Entered into Oil & Gas exploration business.
- Received ONGC Production Enhancement Contract for Nandej Oil & Gas Field.

## Green Energy

- Exploring new opportunities in the green energy sector, focusing on green hydrogen and solar power.

- In EPC, capable of handling all types of fabrication, erection, O&M, and turnaround assignments while enhancing ongoing projects with skilled manpower and advanced machinery.
- Has a diverse customer base in the EPC sector, strengthened by long-term relationships and a track record of delivering top-class service on schedule.
- Under EPC, expanding its service offerings to include cement, coal, RMC distribution, material shifting, construction contracts, and the supply of steel, ceramics, plumbing, and sanitary products.
- Capable of managing EPC contracts of all sizes, from small to high-value projects.



Fabrication & Erection of Structural Work on Procurement & Construction Basis.



ARC Maintenance of Refineries, Petrochemicals, Fertilizers Plant etc.



Tankage Fabrication & Erection Work.



Turnaround (Shutdown) of Power, Refineries and Petrochemicals etc.



Fabrication and erection of Piping such as CS/ SS/ Alloy steel including above-ground and underground.



Blasting & Painting for various industries.





Insulation and Refractory work.



Scaffolding Work



Electrical and Instrumentation.



Torquing & Bolting



Wagon Tippers, Conveying System  
(Raw Material Handling etc.)



NDT Services (Radiology)



RBM  
Infracon LTD.

## Advancing Forward: A Growth Update

- Company has taken over the ONGC Nandej Oil Field contract effective January 17, 2025, ahead of the scheduled timeline set by ONGC.
- Has established a dedicated and experienced team for seamless project execution.
- Revenue will gradually reflect in the company's books moving forward, as per the contract terms.
- This high-margin business will drive the company's profitability over time.

## Key Highlights of Project :

- **Type of Contract:** Production Enhancement Contract
- **Duration:** 15 years (180 months) from the effective date
- **Extendable up to:** 5 years from the original contact duration
- **LOI Date:** 06-09-2024
- **Agreement Signing Date:** 25-11-2024
- **Project Handover Date:** 17-01-2025



- 1** In FY24, India's crude oil production totaled 29.35 MMT, with onshore production accounting for 50.34% and offshore production making up the remaining 49.66%.
- 2** Assam, Gujarat, and Rajasthan contributing over 85% of the total output.
- 3** ONGC is the largest upstream company in India's exploration and production (E&P) sector, account for ~ 65% of the country's total oil and gas output.
- 4** Minister of Petroleum and Natural Gas, Hardeep Singh Puri, stated that the E&P sector presents investment opportunities valued at US\$ 100 billion by 2030.
- 5** In February 2024, Prime Minister Narendra Modi announced a strategic investment plan of \$ 67 billion for the Indian gas sector over the next 5-6 years, aiming to increase the share of natural gas in the primary energy mix from 6% to 15%
- 6** India aims to more than double its oil and gas exploration area to 0.5 million sq. km by 2025 and 1 million sq. km by 2030 to boost domestic production.



## Mr. Jaybajrang Ramaishish Mani - Chairman & Managing Director

He has over 25 years of experience, showcasing strong leadership in managing high-profile projects and driving RBM Infracon Limited's growth. His strategic insight and focus on quality have been critical in delivering complex projects on time, within budget, and to the highest standards. He oversees the Finance, Sales, and Marketing divisions, playing a key role in shaping policy decisions and steering the company towards continued success.



## Mr. Aditya Jay Bajrang Mani, Whole Time Director

A Mechanical Engineer from Jamnagar, Gujarat, with 6+ years of experience driving growth and operational excellence. He leads Mechanical and Civil operations and excels in strategic planning, team leadership, and fostering strong stakeholder relationships. Passionate about the Oil & Gas industry, he is committed to delivering innovative solutions and impactful results.



## Mr. Deepak Saxena - Director

A vast experience of 33 years in the Procurement of Materials and Services with experience in Project, Engineering, O&M, Contract Management for Capex and O&M, SCM, Purchase, Inbound and outbound logistics, on site logistics, imports, custom clearance and freight forwarding, Import and export licensing. He has been working in O&G, Polyester, Petrochemical refinery, Energy, Pipeline, Infrastructure. Along with RBM he is a director and leadership advisor for many other companies & helps them grow.



## Mr. Ravi Pratap Singh Non-Executive Director of Oil & Gas Division

He is a seasoned leader with decades of experience in the oil and gas industry, specializing in project management, EPC, and resource optimization. He has managed high-value projects, overseeing an annual capex of \$1.2 billion. **Formerly Executive Director of Corporate HSSE at BPCL**, he has also led international initiatives, including collaborations with NASA. His expertise aligns with RBM Infracon's strategic goals in the Oil & Gas sector.



## Mr. Narendra Sharma - Chief Financial Officer

With 24 years of experience in financial leadership, he brings a wealth of expertise to his role. His profile highlights his financial planning, risk management, and strategic planning skills. He excels in areas such as financial forecasting, budgeting, and implementing efficient financial systems. His competencies extend to cash flow management, cost control, and financial modeling. Mr. Sharma is also noted for his ability to lead teams, communicate with stakeholders, and drive organizational growth.



- Govt is continuously increasing infrastructure spending through various schemes like PM Gati Shakti and also actively promoting private investment in infrastructure.
- In Budget 2025-26 Govt has allocated INR 11.21 Lakhs crore for capital expenditure, which is 3.1% of GDP, for this year.
- Capital expenditure of the Union Government increased by ~2.2 times from FY21 to FY25, while that of State governments rose by ~2.1 times during the same period.
- India plans to invest US\$ 1.4 trillion in infrastructure under NIP over the next five years. The Union Cabinet approved Rs. 6,000 crore equity in NIIF, aiming to raise Rs. 1.10 lakh crore for projects by 2025.
- India has the fourth largest oil refiner capacity with 256.8 MMTPA which is expected to double to 450-500 MMTPA by 2030.
- In 2024, Prime Minister Narendra Modi unveiled a strategic investment plan of US\$ 67 billion for the Indian gas sector over the next 5-6 years.
- Govt is planning to invest INR 70,000 Cr to expand the gas pipeline network across the country.
- Indian structural steel fabrication market is projected to grow from USD 15.66 billion in 2023 to USD 23.77 billion by 2028, at a CAGR of 8.71%



# Q3 FY25 QUARTERLY FINANCIAL PERFORMANCE

Particulars (INR Lakhs)	Q3- FY25	Q3- FY24	Y-o-Y	Q2- FY25	Q-o-Q
Revenue From Operation	<b>6,514</b>	<b>3,337</b>	<b>95.19%</b>	<b>6,452</b>	<b>0.96%</b>
Other Income	4.69	1	232.62%	41	-88.56%
<b>Total Income</b>	<b>6,519</b>	<b>3,339</b>	<b>95.25%</b>	<b>6,493</b>	<b>0.39%</b>
Total Expenses	5,532	2,633	110.15%	5,494	0.70%
<b>EBITDA</b>	<b>986</b>	<b>706</b>	<b>39.70%</b>	<b>999</b>	<b>-1.29%</b>
<b>EBITDA %</b>	<b>15.13%</b>	<b>21.14%</b>	<b>(601) Bps</b>	<b>15.39%</b>	<b>(26) Bps</b>
Depreciation	50	34	49.33%	56	-9.95%
Financial Cost	32	22	45.26%	50	-35.30%
PBT	903	650	39.01%	893	1.16%
Tax	234	163	43.09%	232	0.74%
<b>PAT</b>	<b>670</b>	<b>487</b>	<b>37.64%</b>	<b>661</b>	<b>1.31%</b>
<b>PAT%</b>	<b>10.27%</b>	<b>14.57%</b>	<b>(430) Bps</b>	<b>10.18%</b>	<b>9 Bps</b>
Diluted EPS (INR)	6.3	5.76	9.38%	5.16	22.09%

# 9M FY25 FINANCIAL PERFORMANCE

Particulars (INR Lakhs)	9M-FY25	9M FY24	Y-o-Y
Revenue From Operation	16,851	7,244	132.62%
Other Income	47	10	352.69%
<b>Total Income</b>	<b>16,898</b>	<b>7,254</b>	<b>132.94%</b>
Total Expenses	14,435	6,132	135.40%
<b>EBITDA</b>	<b>2,463</b>	<b>1,122</b>	<b>119.50%</b>
<b>EBITDA %</b>	<b>14.58%</b>	<b>15.47%</b>	<b>(89) Bps</b>
Depreciation	141	85	66.39%
Financial Cost	87	83	5.28%
PBT	2,235	955	134.08%
Tax	576	253	127.07%
<b>PAT</b>	<b>1,660</b>	<b>701</b>	<b>136.62%</b>
<b>PAT%</b>	<b>9.82%</b>	<b>9.67%</b>	<b>15 Bps</b>
Diluted EPS (INR)	15.61	8.31	87.85%

# HISTORICAL FINANCIAL PERFORMANCE

Particulars (INR Lakhs)	FY-23	FY—24	9M-FY25
<b>Revenue From Operation</b>	<b>8,319</b>	<b>12,972</b>	<b>16,851</b>
Other Income	9	26	47
<b>Total Income</b>	<b>8,328</b>	<b>12,998</b>	<b>16,898</b>
Total Expenses	7,850	11,087	14,435
<b>EBITDA</b>	<b>478</b>	<b>1,911</b>	<b>2,463</b>
<b>EBITDA %</b>	<b>5.74%</b>	<b>14.70%</b>	<b>14.58%</b>
Depreciation	75	126	141
Financial Cost	93	186	87
PBT	310	1,599	2,235
Tax	89	490	576
<b>PAT</b>	<b>221</b>	<b>1,109</b>	<b>1,660</b>
<b>PAT%</b>	<b>2.65%</b>	<b>8.53%</b>	<b>9.82%</b>
Diluted EPS (INR)	5.13	12.80	15.61

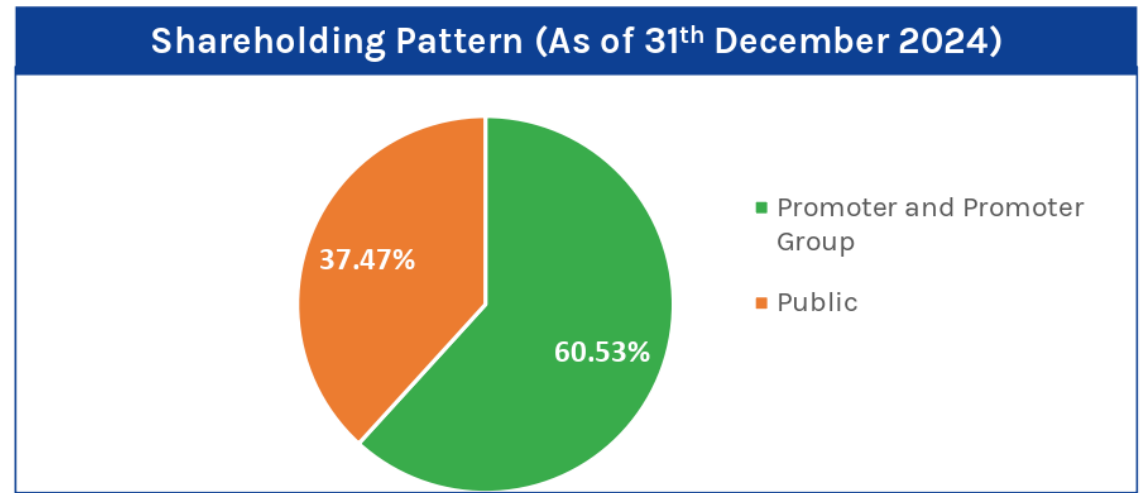


# BALANCE SHEET

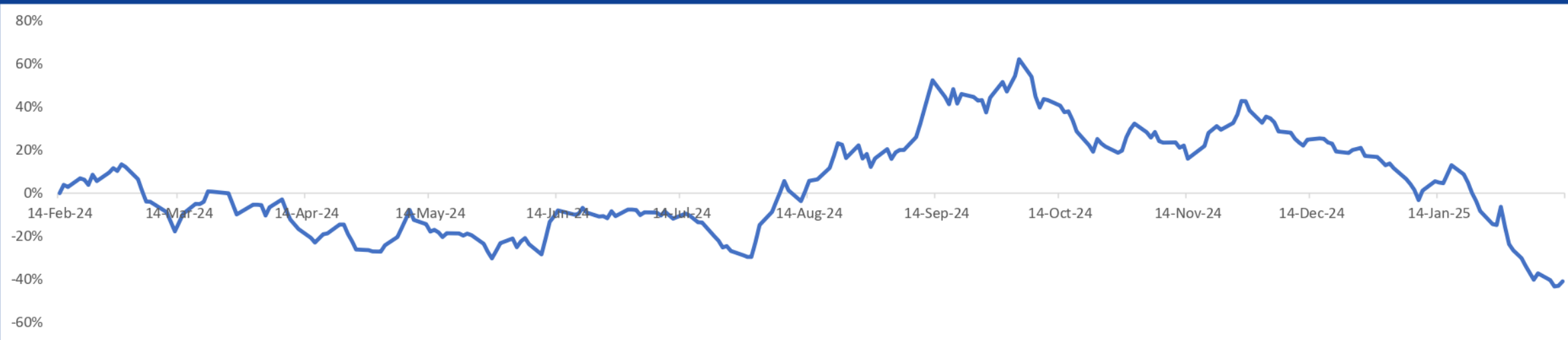
Equities & Liabilities (INR Lakhs)	H1-FY25	FY-24	FY-23
Share Capital	1,010	1,010	844
Reserves & Surplus	9,191	8,201	880
Money received against share warrants	1,510	512	-
<b>Net Worth</b>	<b>11,711</b>	<b>9,723</b>	<b>1,724</b>
<b>Non Current Liabilities</b>			
Long Term Borrowings	209	81	269
<b>Total Non Current Liabilities</b>	<b>209</b>	<b>81</b>	<b>269</b>
<b>Current Liabilities</b>			
Short Term Borrowings	863	138	542
Trade Payables	2,178	1,209	748
Short Term Provisions	1,343	586	92
Other Current Liabilities	7,031	9,720	760
<b>Total Current Liabilities</b>	<b>11,415</b>	<b>11,653</b>	<b>21,42</b>
<b>Total Liabilities</b>	<b>23,335</b>	<b>21,457</b>	<b>4,135</b>

Assets	H1-FY25	FY24	FY-23
<b>Non-Current Assets</b>			
Fixed assets	886	534	404
Non Current Investments	132	132	65
Deferred Tax Assets (Net)	5	6	6
Long term loan and advance	-	14	14
<b>Total Non Current Assets</b>	<b>1,023</b>	<b>686</b>	<b>489</b>
<b>Current Assets</b>			
Inventories	2,913	3,166	584
Trade receivables	2,591	1,995	1,863
Cash & Bank Balance	1,371	770	52
Short Term loans & advances	14,713	14,840	1,147
Other Current Assets	724	-	-
<b>Total Current Assets</b>	<b>22,312</b>	<b>20,771</b>	<b>3,646</b>
<b>Total Assets</b>	<b>23,335</b>	<b>21,457</b>	<b>4,135</b>

Price Data (As of 13 <sup>th</sup> February 2025)	INR
Share Price	375.40
Market Capitalization (Lakhs)	37,926.66
No. of Share Outstanding (Lakhs)	101.03
Face Value	10.00
52 Week High/ Low	1,049.00/342.75



### Share Price Performance (From 14<sup>th</sup> Feb 2024 To 13<sup>th</sup> Feb 2025)



# SAFE HARBOUR

- This presentation, along with its accompanying slides (hereafter referred to as the “Presentation”), has been compiled by RBM Infracon Limited (RBM, or “the Company”) for informational purposes only. It does not constitute an offer, recommendation, or invitation to purchase or subscribe to any securities and should not be relied upon as the basis for any contractual commitment. Any offering of the Company's securities will be conducted solely through a formal offering document containing comprehensive information about the Company.
- The information and data presented herein have been gathered by the Company from sources believed to be reliable. However, the Company makes no express or implied representation or warranty regarding the accuracy, completeness, fairness, or reasonableness of the contents of this Presentation. It may not encompass all relevant information, and any reliance placed on it is at the recipient's own risk. The Company expressly disclaims any liability for errors or omissions in this Presentation.
- Certain discussions within this Presentation may include forward-looking statements regarding the Company's market potential and business outlook. These statements are inherently subject to risks, uncertainties, and assumptions, and actual results may differ materially from those expressed or implied herein. Factors influencing these forward-looking statements include, but are not limited to, the performance of the Indian and international economies, industry dynamics, competition, successful execution of the Company's strategies, technological advancements, revenue fluctuations, market preferences, and exposure to various risks.
- The Company assumes no obligation to update any forward-looking information contained herein. Additionally, any forward-looking statements or projections made by third parties included in this Presentation are not endorsed by the Company, and the Company bears no responsibility for such statements or projections.





# Thank You



## **RBM Infracon Limited**

Corporate Office, First Floor Ravi Plaza,  
Dhichda Road, Jamnagar,  
Gujarat – 361002

**Phone:** +91 0288 2710463

**Email:** [info@rbminfracon.com](mailto:info@rbminfracon.com)

**Website:** [www.rbminfracon.com](http://www.rbminfracon.com)



## **Confideleap Partners**

103-8, Lodha Eternis, MIDC,  
Andheri East, Mumbai,  
Maharashtra, INDIA – 400093

**Phone:** +91 85911 45959

**Email:** [Info@confideleap.com](mailto:Info@confideleap.com)

**Website:** [www.confideleap.com](http://www.confideleap.com)