



RAVINDRA ENERGY LIMITED

November 5, 2025

To,

Dept. of Corporate Services, BSE Limited Phiroze Jeejeebhoy Towers, Dalal Street, Mumbai- 400001, Maharashtra, India. Scrip Code: 504341	National Stock Exchange of India Limited Exchange Plaza, Plot No. C/1, G Block, Bandra-Kurla Complex, Bandra (E) Mumbai - 400 051, Maharashtra, India. Scrip Code: RELTD
ISIN : INE206N01018	

Sub: General announcement to the stakeholders of 'Ravindra Energy Limited' about 'Renewable Energy Business' and 'Electric Vehicle Business Activities' update of the Company.

Dear Sir/Madam,

Disclosure pursuant to Schedule III, and PART – A, of Regulation 30 of the Securities and Exchange Board of India (Listing Obligations and Disclosure Requirements) Regulations, 2015. We are pleased to announce the business update to the stakeholders of 'Ravindra Energy Limited' (REL) about 'Renewable Energy Business' and 'Electric Vehicle Business Activities' of the company.

We would like to inform that, the company has submitted quarterly financial statements for the 2nd quarter/half year ended September 30, 2025 with BSE Limited and The National Stock Exchange of India Limited (*stock exchanges*) and has also completed all necessary filings.

The details of the above-described business update and financial results of period ended September 30, 2025 are provided as enclosure to this letter as 'Annexure - A'.

The said announcement is also being made available for stakeholders on the website of the Company at www.ravindraenergy.com

You are requested to take the above announcement on your record and disseminate the same for the information of the stakeholders.

Thanking you.
Yours faithfully,
For Ravindra Energy Limited

Madhukar Shipurkar
Company Secretary and Compliance officer

Registered Office: BC 105, Havelock Road, Camp, Belgaum – 590001, Karnataka, India.

P +91-831-2406600 | **CIN** L40104KA1980PLC075720 |

W www.ravindraenergy.com | **E** contact@ravindraenergy.com

Ravindra Energy Limited

Business Update: 5th November 2025



RE Business

- Operating capacity as on date: 187.3 MW
 - Commissioned entire 100 MW AC/135 MW DC under MSKVY* Phase 1
 - Commissioned 11 MW of open access projects in Akhadabalapur solar park (*Mukhyamantri Saurya Krishi Vahini Yojana of MSEDCL)

- Under construction: 45 MW AC/58 MW DC
 - MSKVY Phase 2- 44 MW AC/57 MW DC: 7 out of 15 sites work has started
 - Targeted COD of 31st March 2026
 - Open Access: 1 MW plant for POSCO under construction
 - Targeted COD of 31st March 2026

- Under Development: 182 MW AC/227 MW DC
 - LOA received from MSEDCL for MSKVY Phase 3 for 120 MW AC projects
 - SCOD of March 2027
 - Declared L1 in HESCOM bid for 62 MW AC

- Third party EPC business: 6 MW under construction
 - Ground mounted solar: 5 MW
 - Rooftop: 1 MW
 - SCOD of March 2026

EIM: Business update

1. Commissioned two swap stations- 1 in JNPA Port (navi Mumbai) and 1 in NCR (NH-44-Sonepat)
2. Sold 91 e-tractors to date
3. Total order book of 185 e-tractors
4. LOI received from India's largest cement company for transporting 50,000 MT per month under long term contract
 - a. We expect to deploy 45 e-tractors
 - b. Vehicles will be owned and operated by our fleet owner customers
 - c. Battery and charging network will be by EIM
5. Earnings summary for H1 FY 2025-26
 - a. Revenue: Rs 44.7 crore
 - b. Gross Margin: Rs 3.9 crore
 - c. PAT: Loss of Rs 1.7 crore

Launch of EIM e-Tractors in JNPA by Minister for Ports

JNPA, 25th Sept, 2025




Launch of first Heavy Vehicle Swap Station on highway (NH44, Sonapat)




DICT, 8th Oct, 2025

Inauguration of
India's 1st Public Battery Swapping Cum Charging Station for Heavy Commercial E-Vehicles




Chief Guest
Shri Nitin Gadkari
 Hon'ble Union Minister of Road Transport and Highways, Government of India



Guest of Honour
Shri H. D. Kumaraswamy
 Hon'ble Union Minister of Heavy Industries and Minister of Steel, Government of India


Date & Time
 Wednesday, 8th October 2025 | 12 pm - 1 pm

Place
 Delhi International Cargo Terminal (DICT), Off NH-44, Ganaur, Sonapat, Haryana




Energy In Motion
pioneers a complete
Electric Commercial Vehicle Eco-system


Zero Carbon Emission; Maximum Competitive Edge



EIM Key Highlights

- UPFRONT CAPITAL REDUCTION**
 Fleet Owners enjoy 40% reduction in capital cost with our Maitryi model where EIM charges for battery use and charging services on a pay-as-you-go basis
- MAXIMUM UPTIME**
 We offer Battery swapping for EIM-Foton vehicles in under 7 minutes, no more waiting for hours to charge the battery
- VERSATILE CHARGING / SWAPPING INFRASTRUCTURE**
 Our stations can charge any brand of commercial vehicle using high capacity national standard (CCS2) DC chargers
- TRULY GREEN**
 We maximise the use of renewable energy for charging to enhance Scope 3 emissions compliance

powerup@energyinmotion.in | B-3702, Kohinoor Square, N. C. Kelkar Marg, Dadar (West), Mumbai - 400028


Ravindra Energy Limited
Results for Q2 FY 2025-26

STANDALONE RESULTS



Rs. In crores

	Quarter Ended			Half Year Ended		Year Ended
	30-09-2025	30-09-2024	30-06-2025	30-09-2025	30-09-2024	31-03-2025
Revenue from operations						
Revenue from EPC	98.60	0.76	141.70	240.30	1.34	178.77
Revenue from Electricity generation	0.17	0.19	0.22	0.39	0.42	0.90
Share of Profit from LLPs	2.08	2.67	1.17	3.25	4.78	6.53
Other Solar Income	1.09	0.45	0.46	1.55	1.03	1.93
Total Revenue from Operations	101.94	4.07	143.55	245.48	7.57	188.13
Other income	2.76	1.63	5.66	8.42	2.32	10.16
Total Income	104.70	5.69	149.21	253.91	9.89	198.29
Total Expenses	73.01	5.56	120.00	193.01	10.68	167.22
Exceptional Items	-	0.19	(4.81)	(4.81)	9.15	(6.46)
Profit After Tax	31.72	2.14	24.43	56.16	8.21	24.62

CONSOLIDATED RESULTS



Rs. In crores

	Quarter Ended			Half Year Ended		Year Ended
	30-09-2025	30-09-2024	30-06-2025	30-09-2025	30-09-2024	31-03-2025
Revenue from operations						
Revenue from EPC	98.54	0.63	141.66	240.20	1.12	178.38
Revenue from Electricity generation	14.31	7.16	14.19	28.50	22.52	45.65
Share of Profit from LLPs	-	-	0.38	0.38	-	-
Other Solar Income	-	0.18	0.04	0.04	0.21	0.13
Total Revenue from Solar	112.85	7.97	156.27	269.12	23.84	224.15
Revenue from Trading in Electricity	7.48	7.61	6.38	13.86	14.45	26.27
Total Other Income	2.39	2.29	5.85	8.25	3.21	11.79
Total Expenses	96.95	18.11	144.21	241.16	41.43	229.43
Exceptional Items	-	1.66	0.19	0.19	9.15	(5.38)
Profit After Tax	30.75	1.29	23.65	54.40	6.99	23.29

NETWORTH & DEBT



Rs. In crores

	Standalone		Consolidated	
	As on 30-09-2025	As on 31-03-2025	As on 30-09-2025	As on 31-03-2025
Networth	407.5	350.3	393.8	339.0
<u>Borrowings</u>				
From SBI	0.6	0.7	126.7	62.2
From Canara Bank	-	-	158.8	110.9
From PTC India	-	-	86.3	-
From Saraswat Bank	0.1	0.2	14.6	16.5
From Other Banks	2.2	2.4	2.2	2.4
Total External Borrowings	2.90	3.27	388.67	192.00
From Related Party	-	-	0.8	0.8

Thank You

