



RAIN INDUSTRIES LIMITED

RIL/SEs/2025

May 8, 2025

The General Manager Department of Corporate Services BSE Limited Phiroze Jeejeebhoy Towers Dalal Street, Fort <u>Mumbai-400 001</u>	The Manager Listing Department The National Stock Exchange of India Limited Bandra Kurla Complex Bandra East <u>Mumbai – 400 051</u>
---	--

Dear Sir/ Madam,

Sub: Earnings Presentation on the Un-Audited Financial Results of the Company (Standalone, Consolidated and Segment) for the First Quarter ended March 31, 2025.–Reg.

Ref : Scrip Code: 500339 (BSE) & Scrip code : RAIN (NSE)

With reference to the above stated subject, please find enclosed herewith Rain Industries Limited Earnings Presentation on the Un-Audited Financial Results of the Company (Standalone, Consolidated and Segment) for the First Quarter ended March 31, 2025.

This is for your information and records.

Thanking you,

Yours faithfully,
for Rain Industries Limited

S. Venkat Ramana Reddy
Company Secretary



RAIN INDUSTRIES LIMITED

Earnings Presentation – Q1 2025

Investor Relations Contact:

India Email: investorrelations@rain-industries.com

Main Phone: +91 40 4040 1234

US Email: investorrelations@raincarbon.com

Main Phone: +1 985 635 3400

RAIN is a leading vertically integrated global producer of a diversified portfolio of products that are essential raw materials for staples of everyday life. We operate in three business segments: Carbon, Cement and Advanced Materials. Our Carbon business segment converts the by-products of oil refining and steel production into high-value carbon-based products that are critical raw materials for the aluminium, graphite, carbon black, wood preservation, titanium dioxide, refractory and several other global industries. Our Cement business segment consists of two integrated cement plants that operate in the South Indian market, producing two primary grades of cement: ordinary portland cement ("OPC") and portland pozzolana cement ("PPC"). Our Advanced Materials business segment extends the value chain of our carbon processing through the downstream refining of a portion of this output into high-value chemical products that are critical raw materials for the specialty chemicals, coatings, construction, petroleum and several other global industries. We have longstanding relationships with most of our major customers, including several of the largest companies in the global aluminium, graphite and specialty chemicals industries, and with most of our major raw material suppliers, including several of the world's largest oil refiners and steel producers. Our scale and process sophistication provides us the flexibility to capitalize on market opportunities by selecting from a wide range of raw materials, adjusting the composition of our product mix and producing products that meet exacting customer specifications, including several specialty products. Our production facility locations and integrated global logistics network also strategically position us to capitalize on market opportunities by addressing raw material supply and product demand on a global basis in both established and emerging markets.



Forward-Looking Statement

This presentation contains forward-looking statements based on management's current expectations, estimates and projections. All statements that address expectations or projections about the future, including our statements addressing our expectations for segment volumes and earnings, the factors we expect to impact earnings in each segment, demand for our products, our expected uses of cash, and our expected tax rate, are forward looking statements. These statements are not guarantees of future performance and are subject to risks, uncertainties, and other factors, some of which are beyond our control and difficult to predict. If known or unknown risks materialize, or should underlying assumptions prove inaccurate, our actual results could differ materially from past results and from those expressed in the forward-looking statement. Important factors that could cause our results to differ materially from those expressed in the forward-looking statements include, but are not limited to lower than expected demand for our products; the loss of one or more of our important customers; our failure to develop new products or to keep pace with technological developments; patent rights of others; the timely commercialization of products under development (which may be disrupted or delayed by technical difficulties, market acceptance, competitors' new products, as well as difficulties in moving from the experimental stage to the production stage); changes in raw material costs; demand for our customers' products; competitors' reactions to market conditions; delays in the successful integration of structural changes, including acquisitions or joint ventures; the laws, regulations, policies and economic conditions, including inflation, interest and foreign currency exchange rates, of countries where we do business; and severe weather events that cause business interruptions, including plant and power outages or disruptions in supplier or customer operations.

Key Highlights – Q1 2025

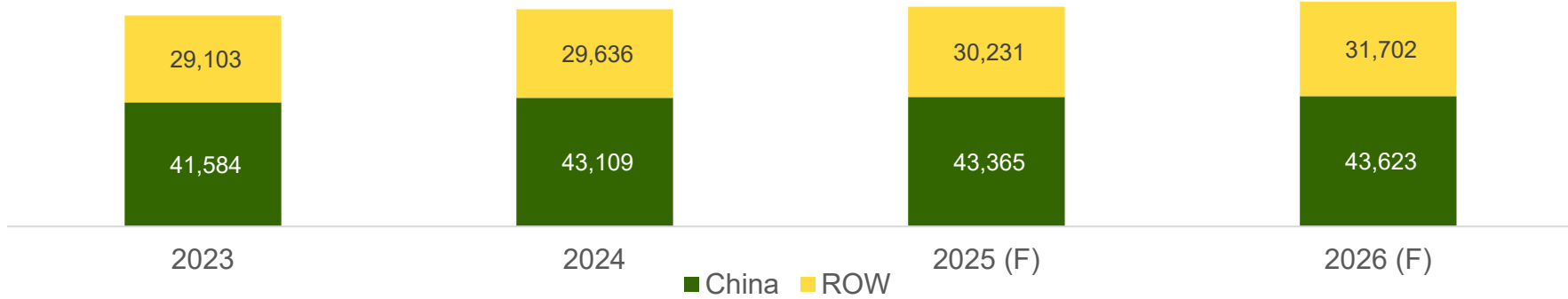
- Revenue from Operations - ₹37.68 billion
- Adjusted EBITDA - ₹4.34 billion
- Adjusted Net Loss After Tax - ₹0.98 billion
- Adjusted Loss per share - ₹2.91
- Maintenance Capital expenditure of US\$ 14 million
- Repayment of 2025 Notes of \$ 44 million
- Liquidity of US\$ 278 million – including cash balance of US\$ 120 million
- Carbon segment performance improved due to improved margins and volumes
- Advanced Materials segment performance declined due to lower demand and higher cost of raw materials
- Cement segment performance declined due to lower volumes and realisations

Safety - Achieved TRIR of 0.06 for Q1 2025 across all three segments

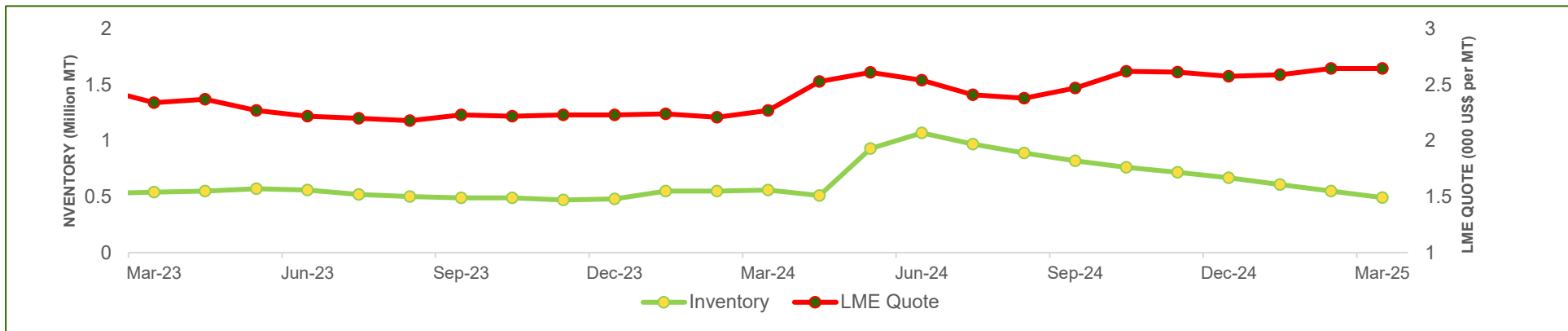
Aluminium Market Update

Primary Aluminium Production Growth in Thousand Tonnes

Not to Scale

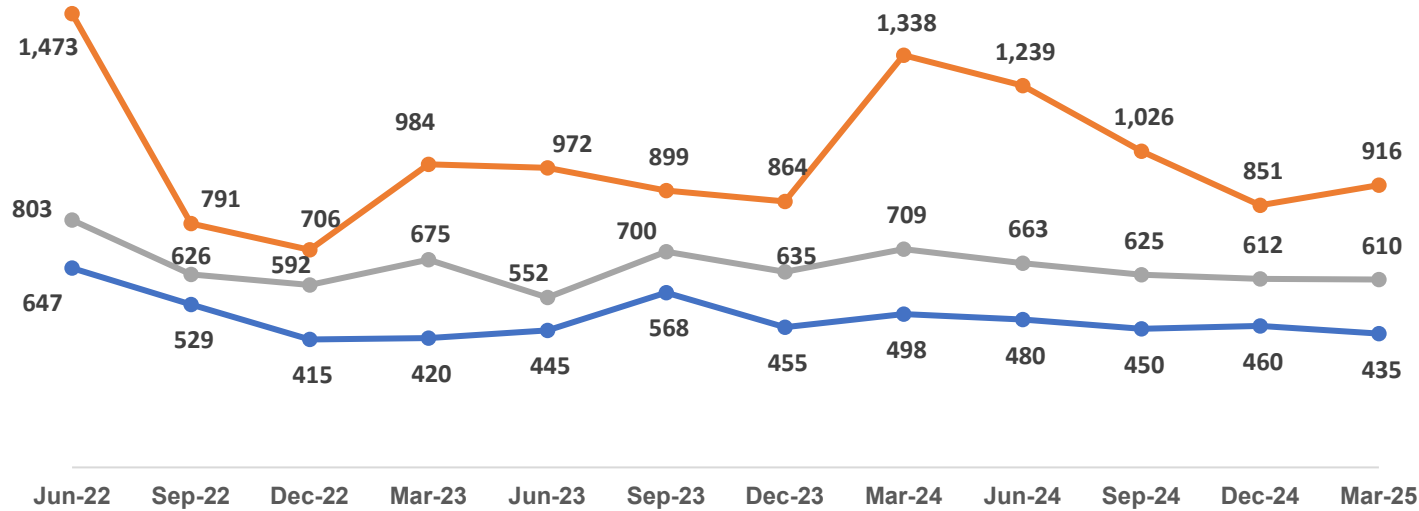


LME AL Inventory (Million MT) vis-à-vis LME AL Quote (000 US\$ per MT)



- Aluminium production continues to expand world-wide, meeting the growth in demand.
- Aluminium 3-month LME price is trading at around US\$2,400 per tonne at end of April 2025

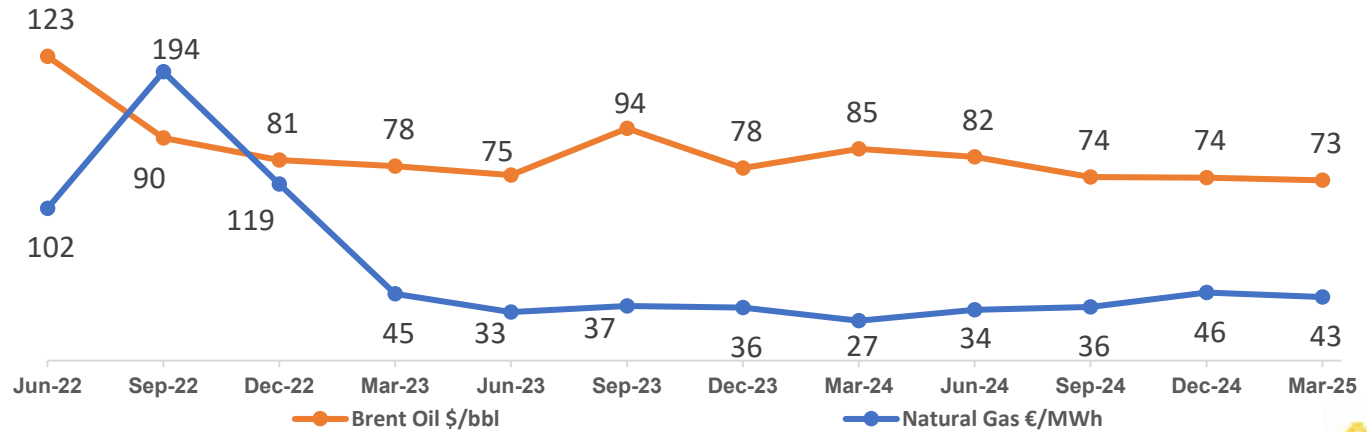
Price Trend of Key Products and European Natural Gas



Recovery in Benzene prices
Fuel Oil at 22-month low

● Fuel Oil 1% \$/Ton ● Benzene \$/Ton ● Naphtha \$/Ton

Natural gas prices stable in Europe during the quarter




● Brent Oil \$/bbl ● Natural Gas €/MWh



Revenue by End Industry – LTM Q1 2025

Markets We Serve




Aluminium



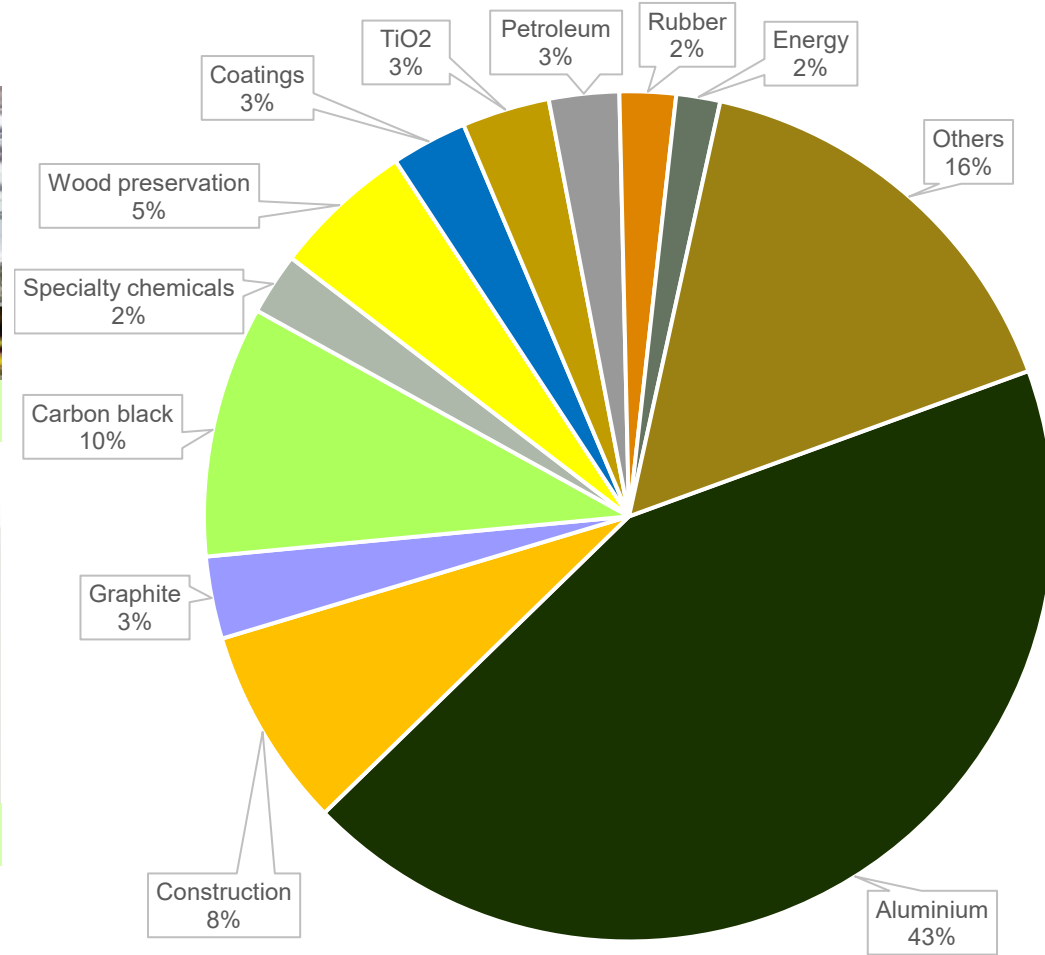
Automotive



Chemicals and Advanced Materials



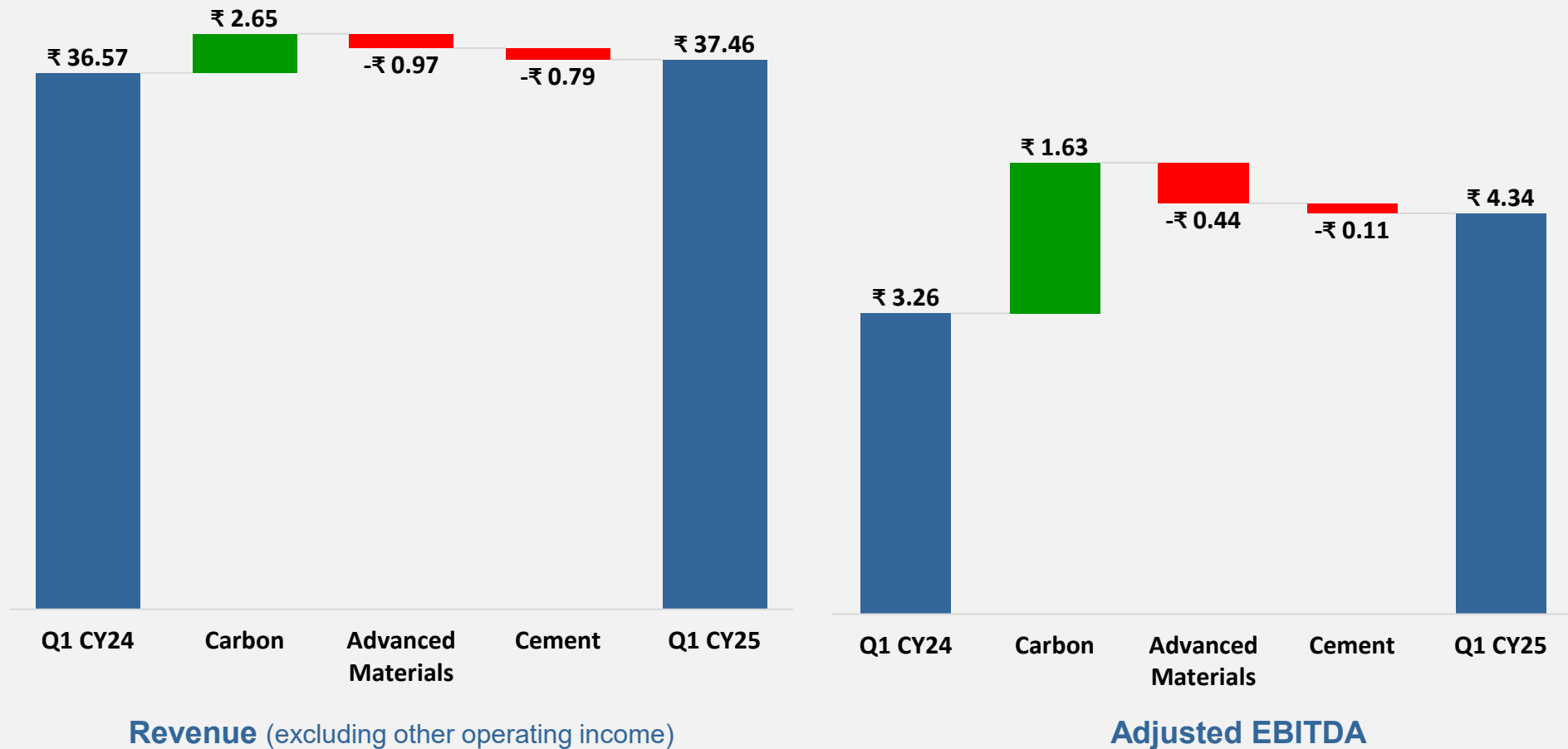
Graphite



Aluminium continued to be major end-customer industry

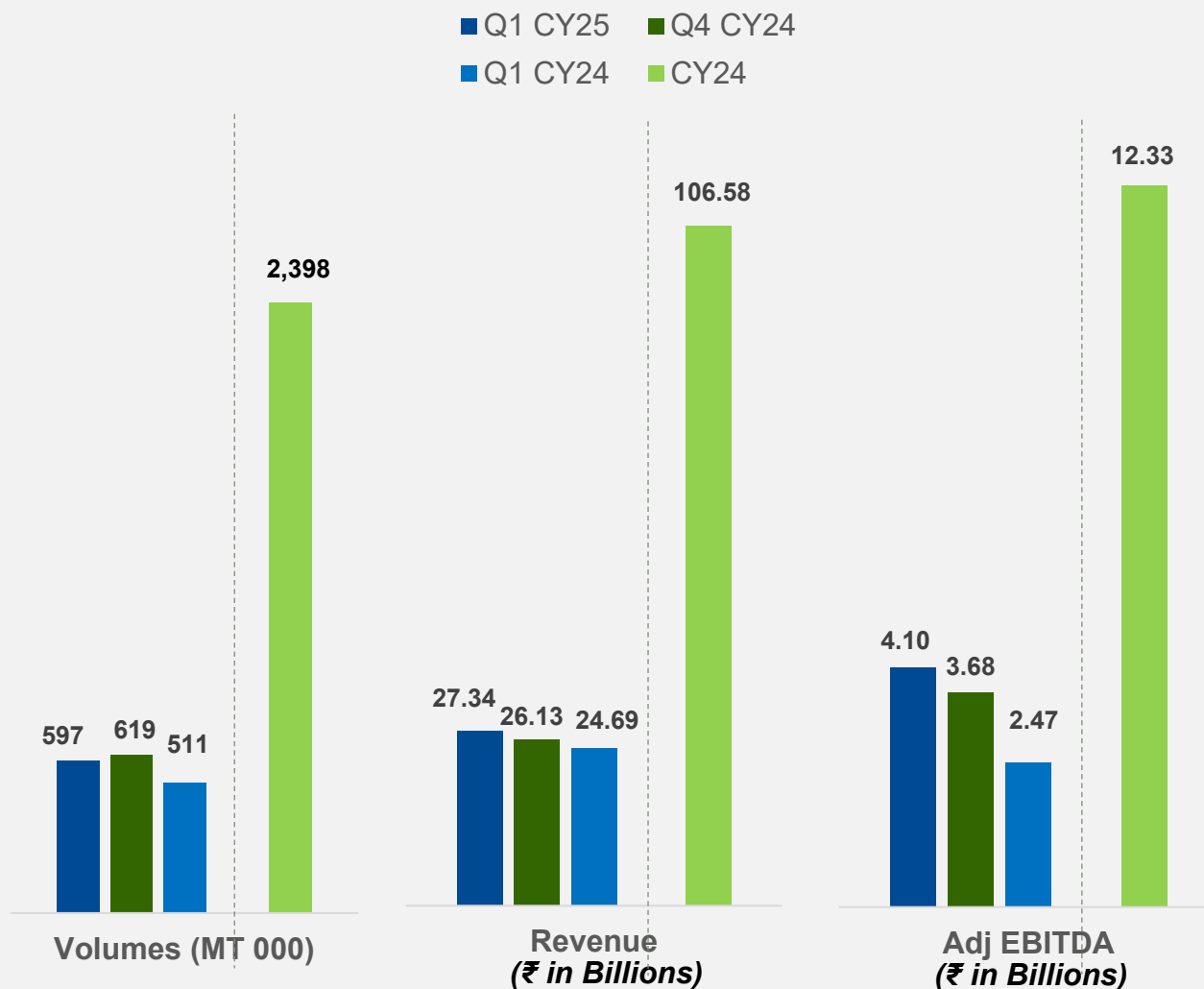
Consolidated Revenue and EBITDA Q1 2025

(₹ in Billions)



Note: Charts not to scale

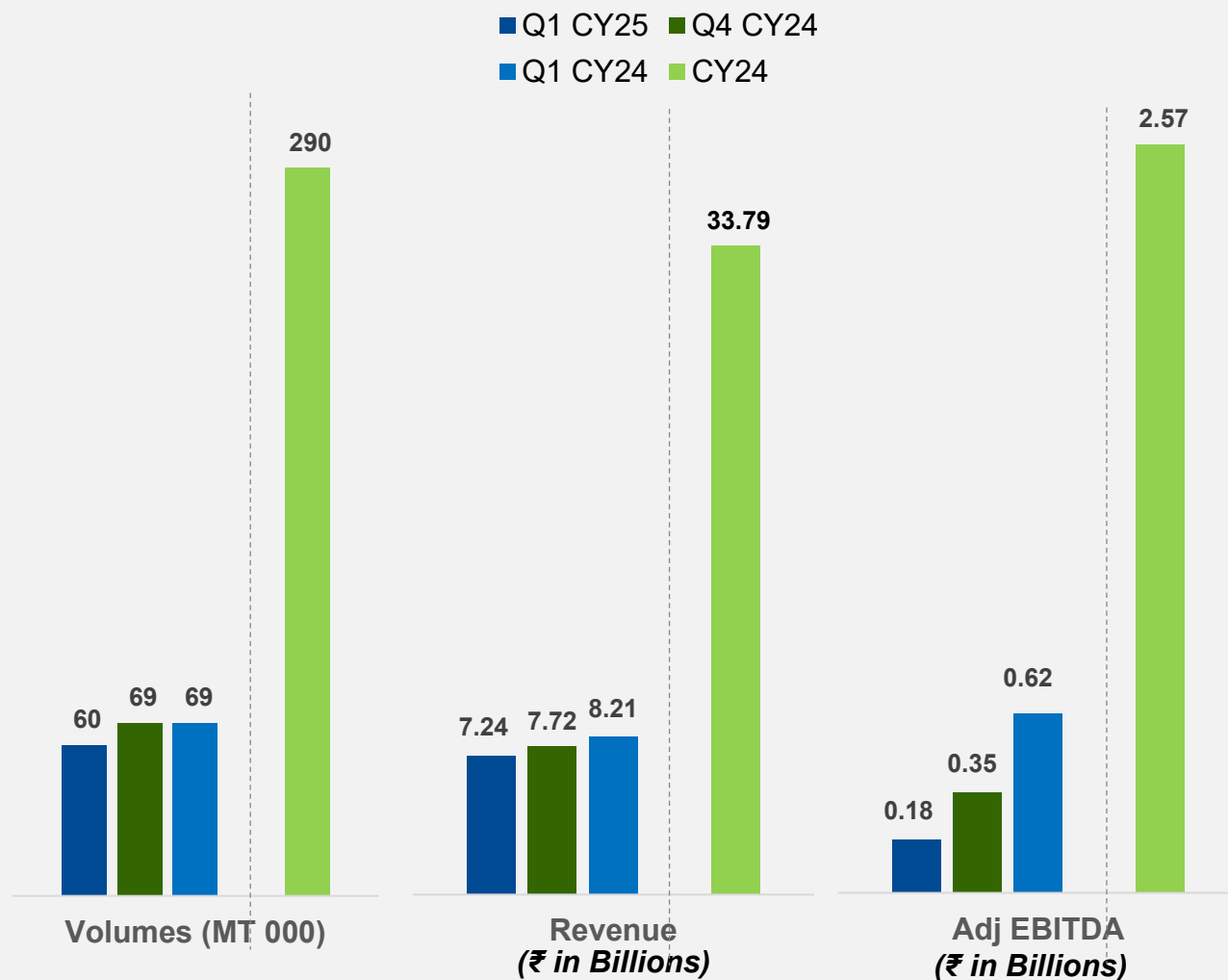
Carbon: Revenue and EBITDA



Q1 2025

- Revenue increase driven by
 - Higher CPC volumes due to relief from import restrictions and increased prices offset with lower prices of Coal Tar Pitch
- EBITDA increase driven by
 - Increase in margins of Calcination business
 - Offset by lower selling prices of Coal Tar Pitch and increased raw material costs in distillation business and higher operating costs

Advanced Materials: Revenue and EBITDA

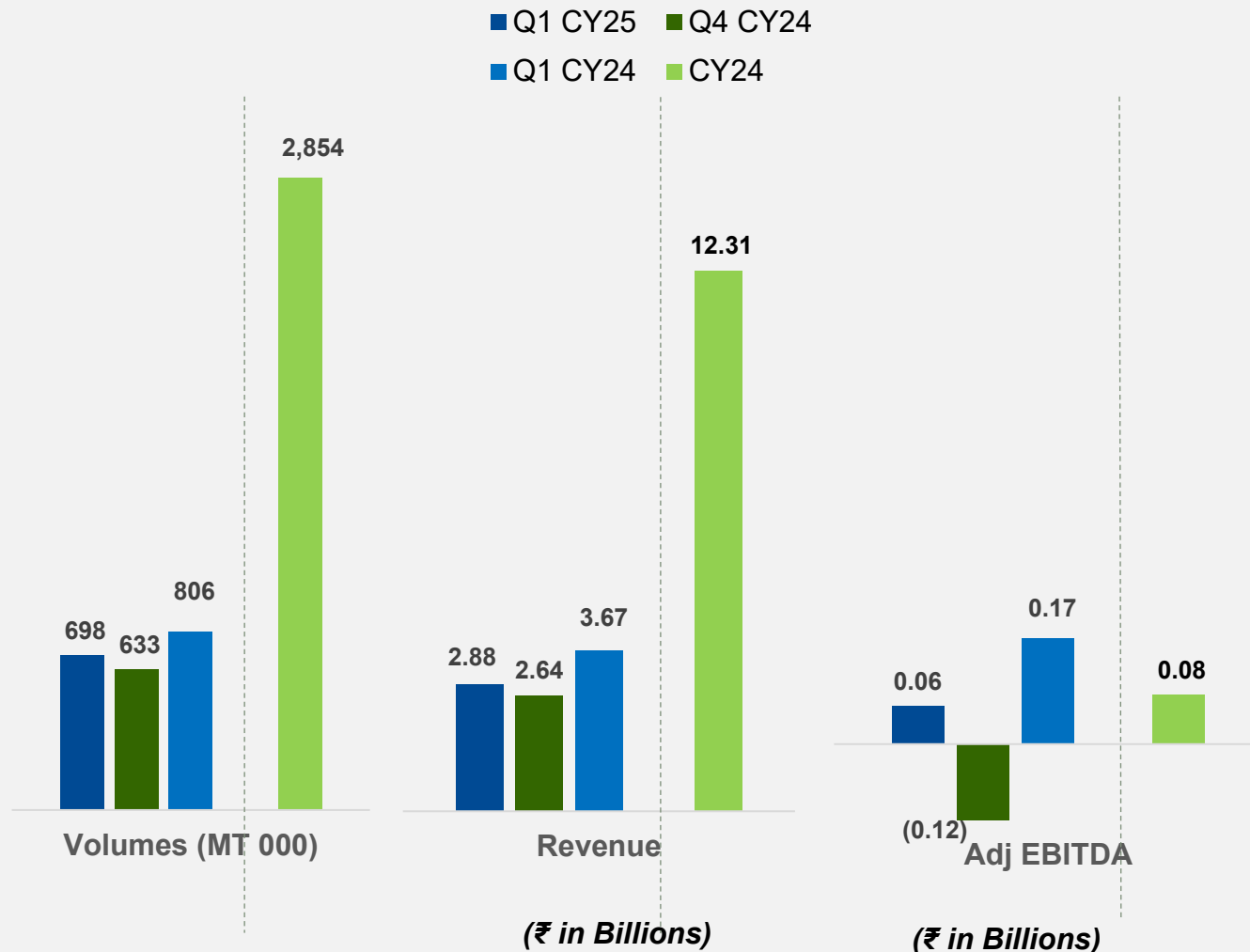


Q1 2025

- Revenue decrease driven by
 - Decrease in volumes from chemical intermediates and resins sub-segments due to lower demand
 - Slightly offset by appreciation of Euro against Indian Rupee.

- EBITDA decreased due to
 - Decrease in volumes and higher operational costs

Cement: Revenue and EBITDA



Q1 2025

- Revenue decrease driven by
 - Lower selling prices
 - Lower volumes due to market consolidation by National players
- EBITDA declined due to
 - Lower selling prices coupled with lower volumes

Debt Summary

US\$ in Millions	Mar. 2025	Dec. 2024
USD-denominated Senior Secured Notes (due in April 2025) *	-	44
USD-denominated Senior Secured Notes (due in September 2029)	449	449
Euro-denominated Senior Secured Term Loan (due by October 2028) #	335	323
Senior Bank Debt and Other debt	21	21
Gross Term Debt	805	837
Add: Working Capital Debt	184	96
Less: Deferred Finance Cost	15	15
Total Debt	974	918
Less: Cash and Cash Equivalents	120	219
Net Debt	854	699
LTM Adjusted EBITDA	190	179

- Repaid during March 2025.

Debt of €310.6 million converted at USD/EURO rates of 1.08 and 1.04 as at Mar. 31, 2025 and Dec. 31, 2024 respectively.

Cash Inflows / Outflows during Q1 2025

- Net operating cash outflows includes net working capital increase of ₹11.89 billion (compared to inflows of ₹1.56 billion for three months period ended Mar 2024)
- Net investing cash inflows include net maturities of deposits and interest received on deposits amounting to ₹1.67 billion offset by maintenance capital expenditure of ₹1.23 billion (US\$14 million) during the quarter.
- Net cash used in financing activities of ₹0.40 billion primarily related to the payment of interest and along with repayment of long-term debt offset by increase in working capital borrowings.

(₹ in millions)

Particulars	Q1 2025	Q1 2024
Operating Activities	(7,655)	4,261
Investing Activities	449	(525)
Financing Activities	(404)	(5,211)

Outlook

- **Carbon segment to improve:** With increased capacity utilization along with re-introduction of Indian blending operations coupled with increase in realisations, Calcination business of Carbon segment expected to improve further during 2025
- **Raw material constraints:** Due to changing market dynamics resulting in higher demand for our key raw materials GPC and coal tar, RAIN is expanding alternative sources of raw-materials to increase its capacity utilization
- **Future strategies:** Research facilities in Canada and improvement in production facilities in Germany should yield benefits in the near future
- **Repayment of 2025 Senior Secured Notes:** The Company has re-paid the remaining Secured Notes (due in April 2025) during end of March 2025
- **Government investments drive cement demand:** The Company anticipates that market consolidation and incremental government spending will lead to improvements in both prices and volumes in Cement segment during 2025

Thank You

Appendix

Summary of Consolidated Statement of Profit and Loss

₹ in Millions

Particulars	Q1 2025	Q4 2024	Q1 2024	CY 2024
Net Revenue	37,461	36,486	36,570	152,673
Other Operating Income	219	272	132	1,071
Revenue from Operations	37,680	36,758	36,702	153,744
Reported EBITDA	3,834	4,316	3,466	14,539
Adjusted EBITDA	4,342	3,902	3,258	14,981
<i>Adjusted EBITDA Margin</i>	11.5%	10.6%	8.9%	9.7%
Loss Before Tax	(260)	(819)	(339)	(2,257)
Tax Expense, net	891	518	826	2,243
Non-controlling Interest	226	277	294	1,143
Reported Loss After Tax	(1,377)	(1,614)	(1,459)	(5,643)
Adjusted Loss After Tax	(978)	(1,212)	(1,617)	(4,419)
Adjusted Loss Per Share (in ₹)*	(2.91)	(3.60)	(4.81)	(13.14)

*Quarterly Earnings Per Share are not annualized.

Reconciliation of EBITDA and PAT

₹ in Millions

Particulars	Q1 2025	
	EBITDA	PAT
A. Reported	3,834	(1,377)
<i>B. Adjustments/Exceptional items:</i>		
• Expenses towards non-recurring items	179	179
• Foreign exchange loss/(gain) on inter-company debt note	329	329
• Tax impact on above adjustments	-	(109)
C. Adjusted (A + B)	4,342	(978)

RAIN – Key Business Strengths



- Three business segments (Carbon, Advanced Materials and Cement)
- Global presence with 2.4 million tonnes p.a. calcination capacity, 1.3 million tonnes p.a. coal tar distillation capacity, 0.5 million tonnes p.a. advanced materials capacity and 4.0 million tonnes p.a. cement capacity
- Transforming by-products of oil and steel industries into high-value carbon-based materials essential to numerous manufacturing applications and end products
- Long-standing relationships with raw material suppliers and end customers
- Leading R&D function drives continuous innovation
- Diversified geographical footprint with advantageous freight and logistics network
- Facilities with overall 187 MW co-generated steam and power capacity and renewable solar power
- Experienced international management team
- Strategy shift from low-margin products to favourable product mix

RAIN Group continues to grow on its core competencies