

13<sup>th</sup> November, 2024

To

Listing Compliance Department  
**National Stock Exchange of India Limited**  
Exchange Plaza, Bandra- Kurla Complex  
Bandra (E), Mumbai 400051  
**(Symbol: DTL)**

Sub: **Submission of Unaudited Financial Results for the half year ended September 30, 2024**

Dear Sir/Madam,

Pursuant to Regulation 33 of SEBI (Listing Obligation and Disclosure Requirements) Regulation, 2015, the copy of unaudited Financial Results of the company for the half year ended September 30<sup>th</sup>, 2024, along with Limited Review report issued by the statutory auditors of the Company is enclosed herewith for your kind perusal and records.

These results have been reviewed by the Audit committee and subsequently approved by the Board of Directors of the Company in their meeting held today i.e. Wednesday, 13<sup>th</sup> November 2024 in terms of SEBI (Listing Obligations and Disclosure Requirements).

The meeting of the Board of Directors commenced at 3:30 P.M and Concluded at 5:00 P.M.

Kindly take the same on your records.

Thanking you,

Yours faithfully,

**For and on behalf of**  
**Diensten Tech Limited**

**Sonia Vaid**  
**Company Secretary and Compliance officer**  
**Membership Number: A68854**

**As above Encl:**

# DIENSTEN TECH LIMITED

CIN: L74140DL2007PLC160160

REGD OFFICE :7TH FLOOR, A-2, LSC, MASJID MOTH, GREATER KAILASH-II NEW DELHI 110048


WEBSITE : WWW.DIENSTENTECH.COM

EMAIL ID: CS@JKDTL.COM

**Statement of Unaudited Financial Results for the Half Year Ended on September 30, 2024**

(Amount in ₹ Thousands, unless otherwise stated)

Sl. No.	Particulars	Half Year Ended 30.09.2024 (Unaudited)	Half Year Ended 31.03.2024 (Unaudited)	Half Year Ended 30.09.2023 (Unaudited)	Year Ended 31.03.2024 (Unaudited)
	<b>Revenue</b>				
I	Revenue from Operations	302,913.51	277,363.76	132,295.57	409,659.33
II	Other Income	2,567.78	1,545.02	48.60	1,593.62
III	<b>Total income from operations (I+II)</b>	<b>305,481.29</b>	<b>278,908.78</b>	<b>132,344.17</b>	<b>411,252.95</b>
IV	<b>Expenses</b>				
	a) Purchase of stock in trade	-	1,304.33	-	1,304.33
	b) Employee benefits expense	271,623.99	208,587.05	90,847.75	299,434.80
	c) Finance costs	14,771.43	12,727.26	2,132.42	14,859.68
	d) Depreciation and amortization expense	8,491.02	4,576.53	2,140.22	6,716.75
	e) Other expenditure	29,071.17	71,080.34	56,457.91	127,538.25
	<b>Total expenses (IV)</b>	<b>323,957.61</b>	<b>298,275.51</b>	<b>151,578.30</b>	<b>449,853.81</b>
V	<b>Profit / (Loss) from Operations before exceptional Items (III-IV)</b>	<b>(18,476.32)</b>	<b>(19,366.73)</b>	<b>(19,234.13)</b>	<b>(38,600.86)</b>
VI	Exceptional Items	-	-	-	-
VII	<b>Profit / (Loss) before Tax (V-VI)</b>	<b>(18,476.32)</b>	<b>(19,366.73)</b>	<b>(19,234.13)</b>	<b>(38,600.86)</b>
VIII	<b>Tax Expense</b>				
	a. Current Tax	-	-	-	-
	b. Deferred Tax	(5,080.04)	(1,035.97)	(7,702.52)	(8,738.49)
	c. Adjustment of tax relating to earlier years	-	(16.73)	259.27	242.54
	<b>Total Tax Expenses (VIII)</b>	<b>(5,080.04)</b>	<b>(1,052.70)</b>	<b>(7,443.25)</b>	<b>(8,495.95)</b>
IX	<b>Net Profit / (Loss) for the period (VII-VIII)</b>	<b>(13,396.28)</b>	<b>(18,314.03)</b>	<b>(11,790.88)</b>	<b>(30,104.91)</b>
X	<b>Total other comprehensive income for the period</b>				
	A (i) Items that will not be reclassified to profit or loss	(135.46)	978.97	(116.63)	862.34
	(ii) Income Tax(benefit)/expense on items that will not be reclassified to profit and loss	35.22	(254.53)	30.32	(224.21)
	B (i) Items that will be reclassified to profit or loss	-	-	-	-
	(ii) Income Tax(benefit)/expense on items that will be reclassified to profit and loss	-	-	-	-
	<b>Total Other Comprehensive Income, net of tax</b>	<b>(100.24)</b>	<b>724.44</b>	<b>(86.31)</b>	<b>638.13</b>
XI	<b>Total comprehensive income for the period, net of tax (IX+X) (Comprising profit/(loss) and other Comprehensive Income for the period)</b>	<b>(13,496.52)</b>	<b>(17,589.59)</b>	<b>(11,877.19)</b>	<b>(29,466.78)</b>
XII	<b>Paid-up equity share capital</b> (Face value of ₹10/-each)	82,606.46	60,526.46	60,526.46	60,526.46
XIII	<b>Other Equity (excluding Revaluation Reserve)</b>				(43,754.60)
XIV	<b>Earning Per Share (in ₹)</b> (of Rs. 10 each) (not annualised):				
	(a) Basic	-1.87	-3.03	-1.95	-4.97
	(b) Diluted	-1.87	-3.03	-1.95	-4.97





# DIENSTEN TECH LIMITED

CIN: L74140DL2007PLC160160

REGD OFFICE :7TH FLOOR, A-2, LSC, MASJID MOTH, GREATER KAILASH-II NEW DELHI 110048

## Statement of Asset and Liabilities as at September 30, 2024

(Amount in ₹ Thousands, unless otherwise stated)

Particulars	As At	As At
	30.09.2024	31.03.2024
	(Unaudited)	(Unaudited)
<b>Assets</b>		
<b>(1) Non-current assets</b>		
(a) Property, plant and equipment	3,252.02	3,843.08
(b) Right to Use	5,470.31	-
(c) Goodwill	50,884.38	39,730.38
(d) Other Intangible assets	132,221.67	121,546.88
(e) Financial assets		
(i) Other financial assets	886.09	133.43
(f) Deferred Tax Assets (net)	25,774.57	20,659.30
(g) Other non current assets	62,731.00	40,206.95
<b>Total Non-current assets</b>	<b>281,220.04</b>	<b>226,120.02</b>
<b>(2) Current assets</b>		
(a) Financial assets		
(i) Trade receivables	121,905.01	128,209.96
(ii) Cash and cash equivalents	104,329.18	3,833.81
(iii) Bank balances other than cash and cash equivalents	-	-
(iv) Other Financial assets	534.14	54.00
(b) Current Tax Assets (net)	33,014.54	16,702.19
(c) Other current assets	19,744.96	10,413.82
<b>Total current assets</b>	<b>279,527.83</b>	<b>159,213.78</b>
<b>Total Assets</b>	<b>560,747.87</b>	<b>385,333.80</b>
<b>Equity And Liabilities</b>		
<b>(1) Equity</b>		
(a) Equity share capital	82,606.46	60,526.46
(b) Other equity	111,736.63	-43,754.60
<b>Total equity</b>	<b>194,343.09</b>	<b>16,771.86</b>
<b>Liabilities</b>		
<b>(2) Non-current liabilities</b>		
(a) Financial liabilities		
(i) Borrowings	230,000.00	185,000.00
(ii) Lease Liabilities	2,821.79	-
(b) Provisions	11,538.58	10,407.95
<b>Total non-current liabilities</b>	<b>244,360.37</b>	<b>195,407.95</b>
<b>(3) Current liabilities</b>		
(a) Financial liabilities		
(i) Borrowings	63,796.79	91,929.88
(ii) Lease Liabilities	2,538.50	-
(iii) Trade payables :-		
- Total outstanding due of micro enterprises and small enterprises	868.04	752.24
- Total outstanding due of creditors other than micro enterprises and small enterprises	34,406.20	19,000.71
(iii) Other Financial Liabilities	5,233.87	44,758.41
(b) Other Current Liabilities	13,003.67	14,408.32
(c) Provisions	2,197.35	2,304.44
<b>Total current liabilities</b>	<b>122,044.41</b>	<b>173,153.99</b>
<b>Total equity and liabilities</b>	<b>560,747.87</b>	<b>385,333.80</b>





# DIENSTEN TECH LIMITED


CIN: L74140DL2007PLC160160

REGD OFFICE :7TH FLOOR, A-2, LSC, MASJID MOTH, GREATER KAILASH-II NEW DELHI 110048

## Statement of Cash Flows for half year ended September 30, 2024

(Amount in ₹ Thousands, unless otherwise stated)

Particulars	For the Half Year ended 30.09.2024 (Unaudited)	For the Year ended 31.03.2024 (Unaudited)
<b>A. Cash Flows From Operating Activities</b>		
<b>Net Profit Before Tax as per Statement of Profit and Loss:</b>	(18,476.32)	(38,600.86)
<b>Adjustment for :</b>		
Loss/ (Profit) on sale of Property Plant and Equipment	(4.10)	55.20
Allowance for expected credit loss	(973.43)	(156.04)
Bad debts written off	-	328.81
Depreciation and Amortization	8,491.02	6,716.75
Interest expense	14,691.24	14,859.68
Interest expense on lease liability	80.19	-
Interest income	(1,223.01)	(1,142.46)
Unwinding of discount on security deposits	(10.55)	-
<b>Operating Profit Before Working Capital Changes</b>	<b>2,575.04</b>	<b>(17,938.92)</b>
<b>Adjustment for Working Capital Changes:</b>		
(Increase)/ Decrease in Trade Receivables	7,278.38	(76,701.28)
(Increase)/ Decrease in Other Non-Current Financial Assets	(749.86)	29.00
(Increase)/ Decrease in Other Non-Current Assets	(236.85)	(6.95)
(Increase)/ Decrease in Other Current Financial Assets	(477.34)	(31.61)
(Increase)/ Decrease in Other Current Assets	(12,568.00)	(3,218.42)
Increase/(Decrease) in Provisions	888.08	(383.12)
Increase/(Decrease) in Trade payables	15,521.29	7,037.36
Increase/(Decrease) in Other Current Financial Liabilities	-	(3,674.99)
Increase/(Decrease) in Other Current Liabilities	(1,404.65)	5,470.24
Increase/(Decrease) in Other Non-Current Liabilities	-	(2,586.43)
<b>Net Cash Generated From Operations</b>	<b>10,826.09</b>	<b>(92,005.12)</b>
Taxes paid	(16,312.36)	11,588.69
<b>Net Cash Provided/ (Used) in Operating Activities (A)</b>	<b>(5,486.27)</b>	<b>(80,416.43)</b>
<b>B. Cash Flow From Investing Activities</b>		
Purchase of Property, Plant and Equipment, Intangible Assets, Capital Work-in-progress (Including ROU, net with lease liabilities)	(89,850.14)	(162,332.79)
Sale Proceeds from disposal of Property, Plant and Equipment	10.50	296.65
Investment in Fixed Deposits	-	71.92
Interest Income	1,217.41	1,138.02
<b>Net Cash Provided/ (Used) in Investing Activities (B)</b>	<b>(88,622.23)</b>	<b>(160,826.20)</b>
<b>C. Cash Flow From Financing Activities</b>		
Increase/ (Decrease) in Non Current Borrowings (Net)	45,000.00	185,000.00
Increase/ (Decrease) in Current Borrowings (Net)	(28,133.09)	63,929.88
Proceeds from issue of equity shares	220,800.00	-
Expenses for Initial Public Offer	(26,495.40)	(1,724.37)
Lease payment	(454.65)	-
Interest Paid	(16,112.99)	(8,204.06)
<b>Net Cash Provided/ (Used) in Financing Activities (C)</b>	<b>194,603.87</b>	<b>239,001.45</b>
<b>Net (Decrease)/Increase In Cash or Cash Equivalent (A+B+C)</b>	<b>100,495.37</b>	<b>(2,241.18)</b>
Cash & Cash Equivalents at beginning of the Year	3,833.81	6,074.99
Cash & Cash Equivalents at the end of the Year	<b>104,329.18</b>	<b>3,833.81</b>
<b>Components of Cash &amp; Cash Equivalents are:</b>		
Balances with Scheduled banks :		
- On Current Accounts	14.82	3,833.81
- deposits with Original Maturity of Less than 3 Months	104,314.36	-
	<b>104,329.18</b>	<b>3,833.81</b>





# DIENSTEN TECH LIMITED

CIN: L74140DL2007PLC160160

REGD OFFICE :7TH FLOOR, A-2, LSC, MASJID MOTH, GREATER KAILASH-II NEW DELHI 110048

## Notes to Financial Results:


- 1 These financial results have been prepared in accordance with the recognition and measurement principles of Indian Accounting Standards ("Ind AS"), prescribed under section 133 of the Companies Act, 2013 read with relevant rules issued thereunder and in compliance with the regulation 33 of the SEBI (Listing Obligations and Disclosure Requirements) Regulations 2015
- 2 The above results have been reviewed by the Audit Committee and approved by the Board of Directors of the Company at their meeting held on November 13, 2024. The statutory auditors of the Company have carried out a 'Limited Review' of the results.
- 3 First time adoption of IndAS: The Company adopted Indian Accounting Standards (IndAS) from 1st April 2024 and accordingly transition was carried out from the accounting principles generally accepted in India as specified in Section 133 of The Companies Act,2013 read with rule 7 of the Companies (Accounts) Rules 2014 (previous GAAP), in accordance with IndAS 101 'First time adoption of Indian Accounting Standards'. Accordingly impact on transition has been recorded in opening reserves as at April 1,2023 and the periods presented have been restated/ reclassified.

Reconciliation of net profit after tax for the corresponding periods mentioned below between previous GAAP & IND AS as under:

Particulars	₹ In Thoudands)	
	Half Year ended 30.09.2023	Year ended 31.03.2024
A) Net profit for the period after tax as per previous GAAP	-17,017.82	-23,704.88
B) Effect of transition to IndAS on statement of profit & Loss:		
(i) Interest on loans & Lease liability.	15.78	3,086.70
(ii) Reclasification of acturial gain/(losses) arising in respect of defined benefit plans	-116.63	862.34
(iii) Depreciation and amortisation expense	-3,896.46	-2,062.64
(iv) Provision for expected credit loss	13.75	-156.04
(v) Other expenses	-	3,135.93
(vi) Tax Adjustment	-1,243.37	1,533.75
C) Net profit for the period after tax as per IndAS	-11,790.88	-30,104.91
D) Other comprehensive Income (Net of Tax)	-86.31	638.13
E) Total comprehensive Income	-11,877.19	-29,466.78


- 4 The Ind AS compliant corresponding figures in the previous year have not been subjected to review/audit. However, the Company's management has exercised necessary due diligence to ensure that such financial results provide a true and fair view of its affairs.
- 5 In line with the provision of Ind AS 108 - Operating Segments and on the basis of review of operations being done by the management of the Company, the operations of the company falls under single segment of the business of service relating to information, consulting and corporate services, which is considered to be the only reportable segment by the management.

For and on behalf of Board of Directors of  
Diensten Tech Limited



(Vipul Prakash)  
Managing Director  
DIN:01334649

Place: New Delhi  
Date: November 13, 2024





**Independent Auditor's Review Report on Unaudited Six Monthly Financial Results of the Company Pursuant to the Regulation 33 of the SEBI (Listing Obligations and Disclosure Requirements) Regulations, 2015, as amended.**

**To**  
**The Board of Directors of Diensten Tech Limited**

1. We have reviewed the accompanying statement of unaudited financial results ("the Statement") of Diensten Tech Limited ("the Company") for six months ended September 30, 2024 for the period from April 01, 2024 to September 30, 2024, being submitted by the Company pursuant to the requirements of Regulation 33 of the SEBI (Listing Obligation and Disclosure Requirements) Regulations, 2015 as amended ("the Regulation"), including relevant circulars issued by SEBI from time to time ("the Circulars").
2. This Statement is the responsibility of the Company's Management and has been approved by the Board of Directors of the Company. The Statement has been prepared in accordance with the recognition and measurement principles laid down in Indian Accounting Standard 34 (Ind AS 34), "Interim Financial Reporting" prescribed under Section 133 of the Companies Act, 2013 ("the Act"), as amended read with relevant rules issued thereunder, the Circulars and other accounting principles generally accepted in India. Our responsibility is to issue a report on the Statement based on our review.
3. We conducted our review of the Statement in accordance with the Standard on Review Engagements (SRE) 2410, "Review of Interim Financial Information Performed by the Independent Auditor of the Entity" issued by the Institute of Chartered Accountants of India. This standard requires that we plan and perform the review to obtain moderate assurance as to whether the Statement are free of material misstatement. A review is limited primarily to inquiries of company personnel and analytical procedures applied to financial data and thus provide less assurance than an audit. We have not performed an audit and accordingly, we do not express an audit opinion.
4. Based on our review conducted as above, nothing has come to our attention that cause us to believe that the accompanying Statement, prepared in accordance with the recognition and measurement principles laid down in the applicable Indian Accounting Standards ("Ind AS") specified under Section 133 of the Companies Act, 2013 as amended, read with relevant rules issued thereunder and other recognized accounting practices and policies, has not disclosed the information required to be disclosed in terms of the Regulation, read with the Circulars, including the manner in which it is to be disclosed, or that it contains any material misstatement.

**For S.R. Dinodia & Co. LLP.**  
*Chartered Accountants,*  
Firm's Registration Number 001478N/N500005

  
**(Sandeep Dinodia)**  
*Partner*  
Membership Number: 083689  
**UDIN: 24083689BKBMZ111**



Place of Signature: New Delhi  
Date: 13.11.2024