

16th March, 2025

To,
National Stock Exchange of India Limited,
Exchange Plaza, Plot No. C/1, G Block,
Bandra-Kurla Complex, Bandra (East),
Mumbai – 400051

NSE Symbol: QPOWER

ISIN: INE0SII01026

To,
BSE Limited
Phiroze Jeejeebhoy
Towers, Dalal Street,
Fort, Mumbai – 400001

BSE Scrip Code: 544367

Dear Sir/ Ma'am,

Subject: Earnings Call Presentation of the Company pertaining to Q3 of FY 2024-25

In continuation with the Company's letter dated March 12, 2025, pertaining to Intimation of schedule of Earnings call to be held on Tuesday, March 18, 2025, at 3:00 p.m. (IST) and pursuant to Regulation 30 of SEBI (Listing Obligations and Disclosure Requirements) Regulations, 2015, please find enclosed herewith the earnings presentation on the unaudited Financial Results of the Company for the quarter and nine months ended December 31, 2024.

Also, this presentation will be uploaded on the website of the Company at www.qualitypower.com

Request you to kindly take the above on record.

For QUALITY POWER ELECTRICAL EQUIPMENTS LIMITED

Deepak Suryavanshi
Company Secretary and Compliance Officer
ICSI Membership No.: A27641

Encl: As mentioned above



QUALITY POWER

Quality Power Electrical Equipments Limited
Earnings Presentation

March 2025



Quality Power is an Indian entity serving global clients in critical energy transition equipment and power technologies which provides a wide range of technology-driven products for high voltage electrical equipment along with tailored solutions for grid connectivity and energy transition



1,557 Mn
Revenue from Operations (FY2024)



81%
Exports revenue from Operations (FY2024)



7
Operating Facilities in India and Turkey



3,268 SKUs
Power Products



ISO 9001, ISO 14001, ISO 45001, and ISO 17025
Certifications



200+ Customer base across **100+** countries in **5** continents

Innovation and Research & Development ensures globally competitive, high-tech products and solutions (Sangli facility is NABL accredited).

Our Business Segments

Power Products

- Coil Products
- Transformers
- Instrument Transformers

Power Quality Systems

- Passive System
- Hybrid System
- Active System

Key Industries Served

Power Utilities	Oil and Gas
Cement	Chemical
Renewables	Automobiles
Steel and Metal	
Traction & Locomotives	

Customers

Fortune 500 category including **GE T&D India Limited**, **Hitachi Energy Limited** and **Kalpataru Projects International Limited** among others

➔ Raised INR 8,586.96 Mn in February 2025 by way of an IPO out of which INR 2,250.00 Mn was raised as primary issuance, objects of the same are:

Acquisition of Mehru Electrical and Mechanical Engineers Private Limited	1,170.00
Funding capital expenditure requirements of our Company for purchase plant and machinery	272.17
Funding inorganic growth through unidentified acquisitions and other strategic initiatives and general corporate purposes	611.76



Key Provider of Energy Transition Solutions and Power Technologies:

Established as an Indian manufacturer of high-voltage power equipment and advanced power quality solutions



Comprehensive Solutions for Energy Transition and Sustainability:

Offers a diverse range of high-voltage equipment and power solutions, supporting decarbonization and green energy initiatives across domestic and international markets



Global Manufacturing Presence with Advanced Capabilities:

Operates three manufacturing facilities in Sangli (Maharashtra), Aluva (Kerala), and Ankara (Turkey), specializing in high-performance power components, including reactors, transformers, line traps, capacitor banks, composites, SVCs, STATCOMs, harmonic filters, and shunt reactors. These solutions enhance voltage regulation, reactive power compensation, power factor correction, and overall power quality



Advanced R&D Capabilities and Certified Test Laboratories:

The Sangli test laboratory is ISO 17025:2017 accredited by the National Accreditation Board for Testing and Calibration Laboratories (NABL), certifying it as an independent testing facility. It adheres to both Indian and international standards for systems up to 765kV



Diverse Global Clientele:

Quality Power partners with over 210 clients worldwide, including Fortune 500 companies, by delivering technology-driven solutions with a focus on scale, reliability, and quality, particularly for energy projects



Growth and Market Expansion Through Strategic Acquisitions:

Acquisitions of Endoks, S&S Transformers, EPEC, Nebeskie, and Mehru have expanded product offerings, strengthened market presence, and enhanced geographical reach, reinforcing leadership in the energy transmission sector



Experienced Leadership and Skilled Team:

A highly experienced leadership team, supported by a skilled workforce, drives operational excellence and strategic growth, enabling the company to capitalize on emerging opportunities and execute projects effectively

With the successful completion of our IPO in February 2025, raising ₹8,586 million, we have entered a new phase of growth, well-positioned to drive operational excellence, innovation, and financial discipline. The capital raised is being strategically deployed towards capacity expansion, technological advancements, and targeted acquisitions, strengthening our foundation for sustained growth in an evolving power landscape.

In Q3 FY2025, our performance showcased resilience and operational efficiency. Revenue from Operations stood at ₹726 million, impacted by project execution cycles and variations in demand across business segments. However, our focus on cost optimization, supply chain efficiencies, and a favorable business mix resulted in EBITDA growth of 63.2% YoY to ₹174 million, with margins expanding to a record 24.0%. PAT rose by 44.6% YoY to ₹196 million, reinforcing our profitability-driven approach. We maintained a strong order backlog of ₹5,170 million and an immediate order pipeline of ₹7,000 million, underscoring sustained demand for our solutions across Quality Power Equipments, Endoks, and Mehru.

As part of our post-IPO strategy, we completed the acquisition of a 51% majority stake in Mehru Electrical & Mechanical Engineers for ₹1,200 million. This acquisition significantly enhances our capabilities in high-voltage instrument transformers up to 500kV, expanding our market reach across India, Southeast Asia, and Africa. Mehru's strong R&D and manufacturing expertise unlock synergies, driving efficiency, technological innovation, and deeper market penetration.

To sustain our growth momentum, we are investing in state-of-the-art manufacturing facilities at E-5 and E-6 in Sangli, along with a new facility in Cochin, further strengthening our Power Products business. These expansions are backed by an order backlog of ₹1,800 million and a near-term pipeline of ₹4,500 million. Additionally, we have secured a ₹1,250 million soft loan from Promoter Directors, ensuring financial flexibility to execute our expansion plans efficiently.

We continue to explore inorganic growth opportunities, with our dedicated M&A Committee actively evaluating potential acquisitions. The Board has authorized due diligence for acquiring a majority stake in STATCON Energiaa, which will further enhance our portfolio in advanced power solutions.

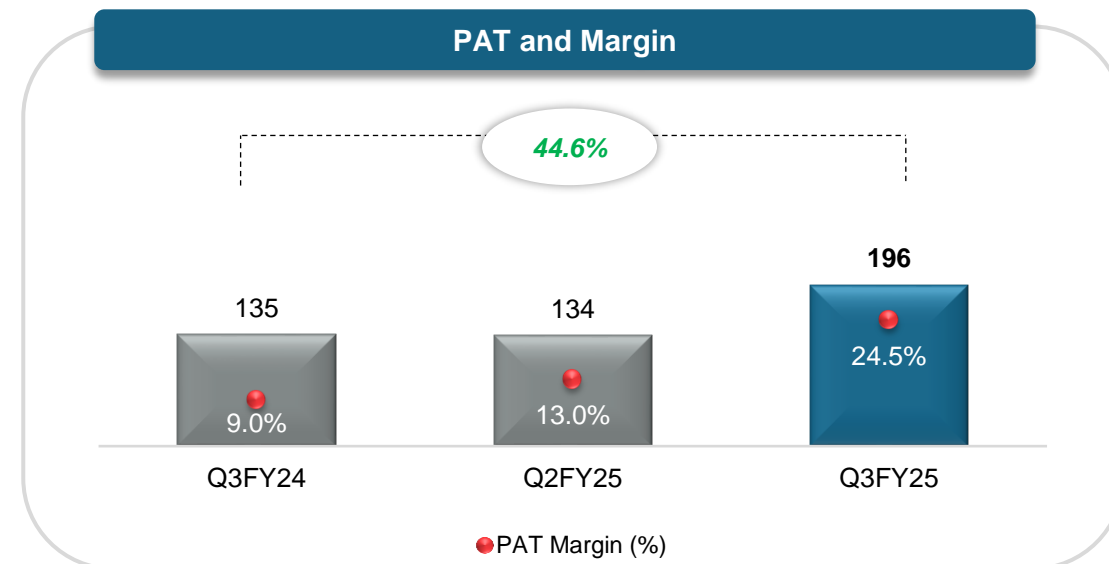
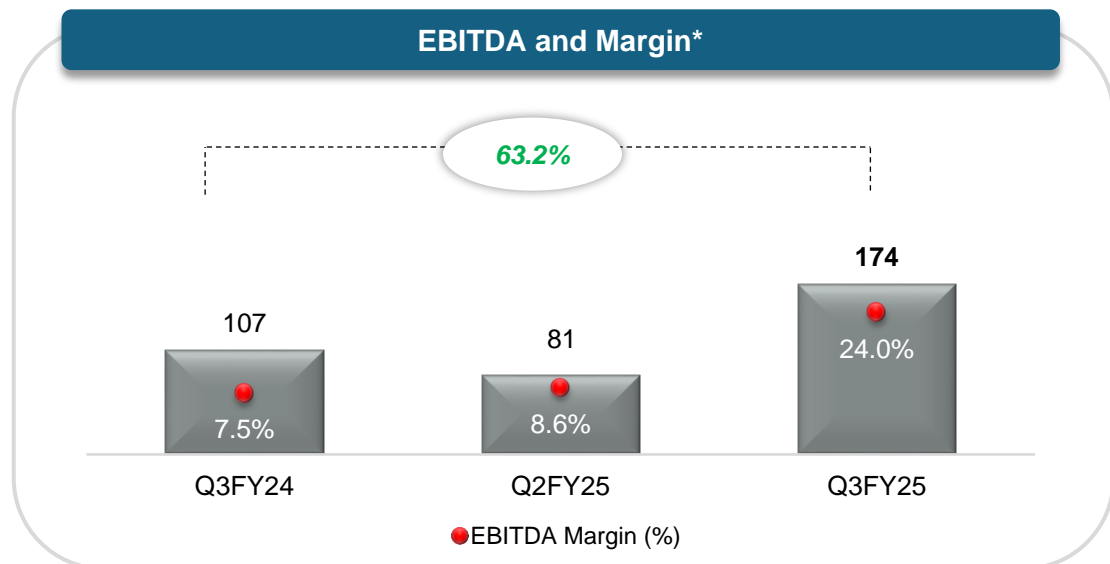
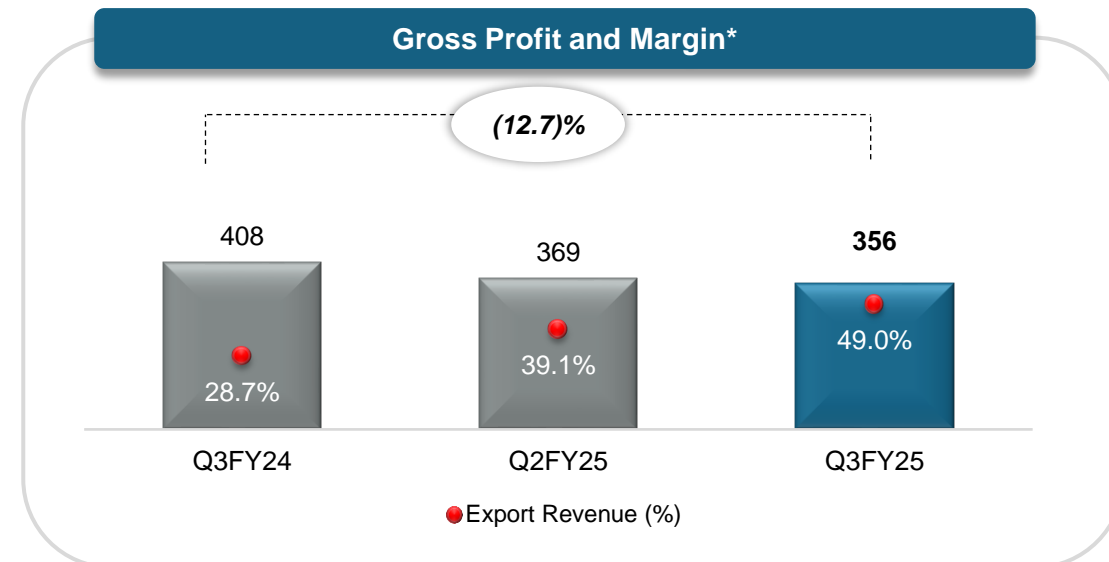
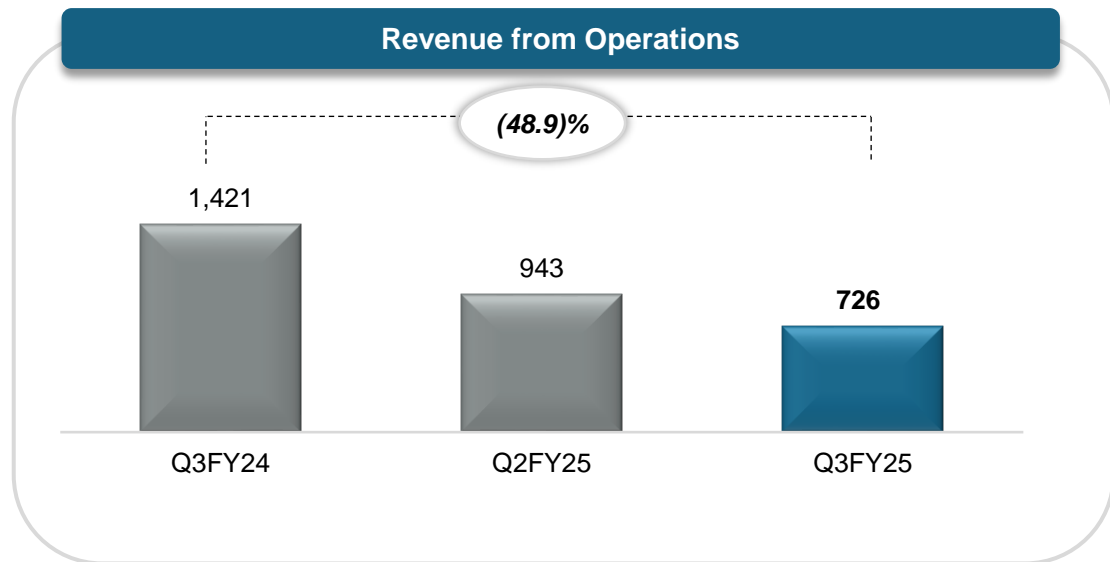
As we embark on this new chapter as a publicly listed company, our strategic priorities remain centered on expanding manufacturing capabilities, enhancing our product portfolio, and driving innovation through R&D investments. Our commitment to delivering sustainable growth, creating long-term value for our shareholders, and maintaining investor confidence remains unwavering. We are focused on executing our strategy with discipline and look forward to driving continued success for our customers, investors, partners, and stakeholders.

Mr. Bharanidharan Pandyan

Joint Managing & Whole-time Director

Q3 FY25 Financial Performance

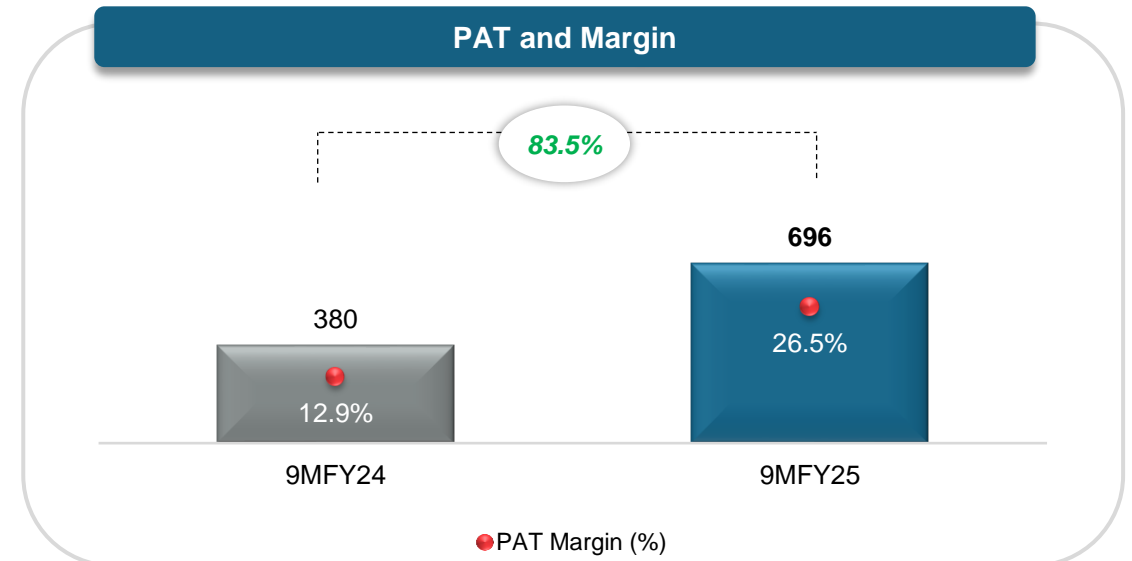
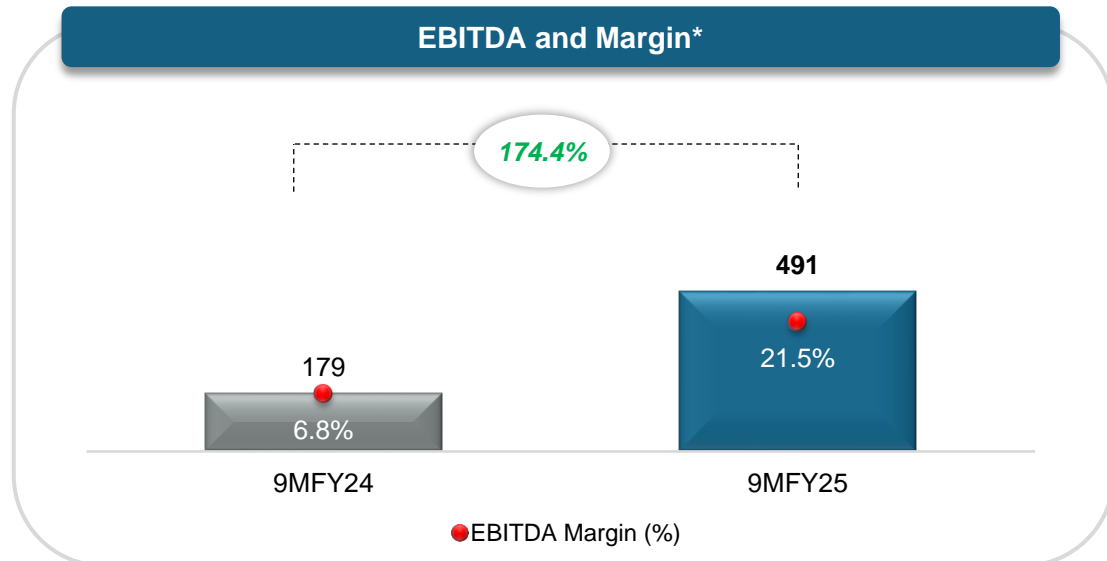
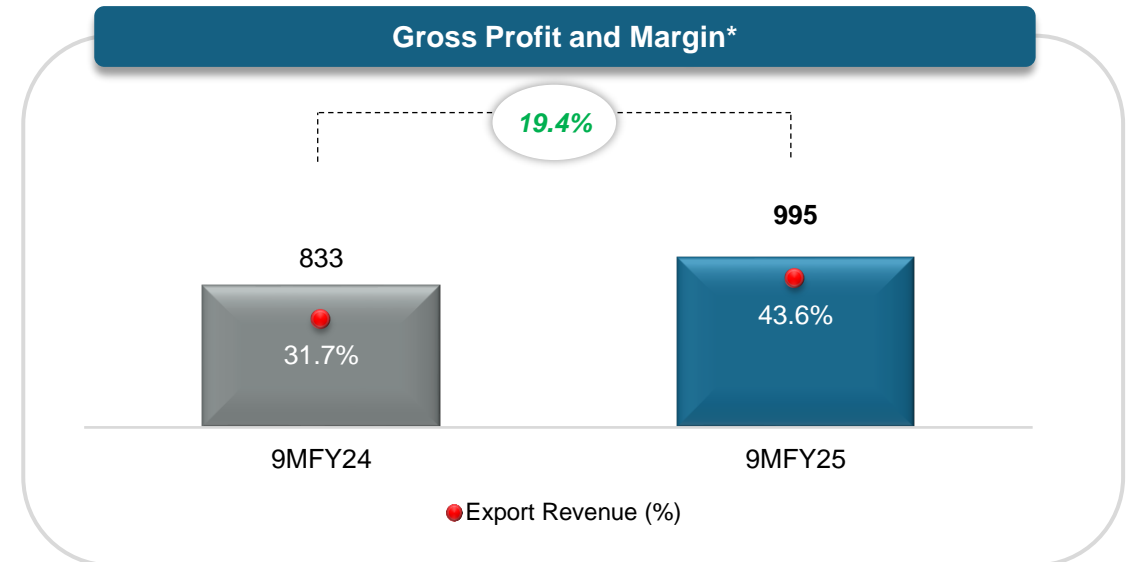
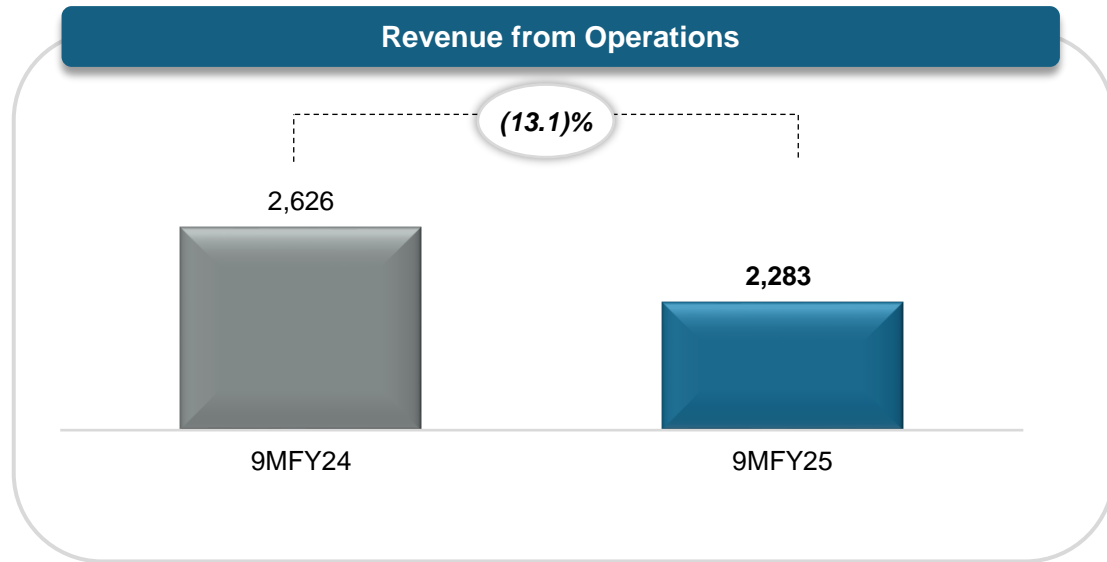
All figure in Rs. Mn.



*Excludes Other Income

9M FY25 Financial Performance

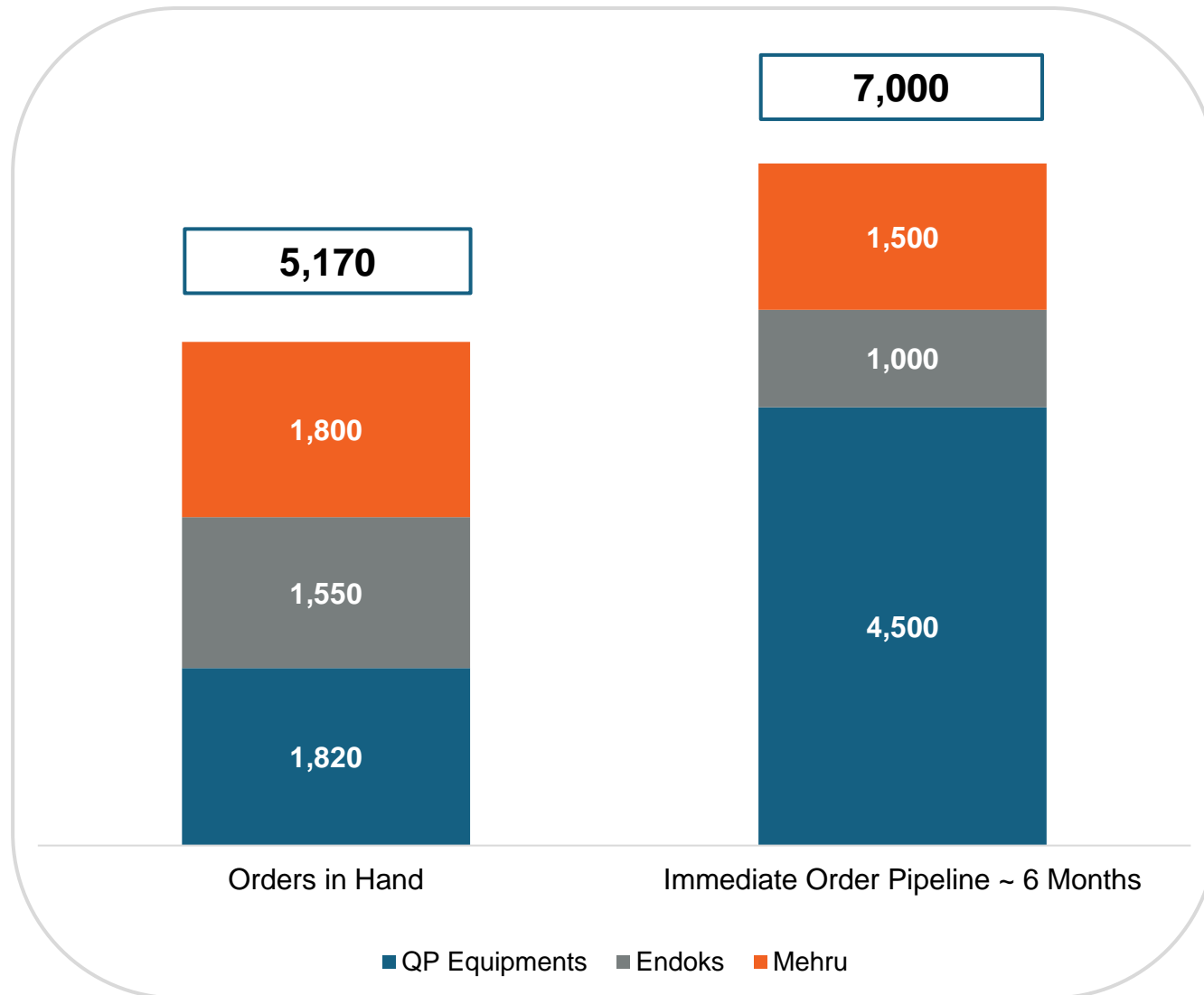
All figure in Rs. Mn.



*Excludes Other Income

Strong Order Backlog

All figure in Rs. Mn.



New Significant Orders

Coil Product has highest demand globally. New order includes

- Trial coils for Australia HVDC Link
- Closed Abu Dhabi HVDC Lightning link.
- Indian STATCOM Orders inflow
- Korea STATCOM
- Burkina FASO Statcom
- Brazil STATCOM
- Canada STATCOM
- Romania STATCOM
- Italy STATCOM
- Honk Kong CLP Order
- Shunt Reactor Finland
- Vietnam 110kV Package

Q3 and 9M FY25 Profit/Loss Statement Summary

(Rs. Mn)	Q3 FY25	Q3 FY24	Y-o-Y (%)	Q2 FY25	Q-o-Q (%)	9M FY25	9M FY24	Y-o-Y (%)
Operating Revenue	726	1,421	(48.9)%	943	(23.0)%	2,283	2,626	(13.1)%
Other Income	72	86		87		341	313	
Total Revenue from Operation	797	1,507	(47.1)%	1,031	(22.6)%	2,625	2,939	(10.7)%
COGS	370	1,013		574		1,288	1,793	
Gross Profit*	356	408	(12.7)%	369	(3.5)%	995	833	19.4%
<i>Gross Profit Margin (%)</i>	49.0%	28.7%		39.1%		43.6%	31.7%	
EBITDA*	174	107	63.2%	81	115.6%	491	179	174.4%
<i>EBITDA Margin (%)</i>	24.0%	7.5%		8.6%		21.5%	6.8%	
Finance Cost	7	12		10		24	26	
Depreciation and Amortization	10	10		13		28	25	
Profit Before Tax	218	146	49.5%	141	54.3%	767	416	84.5%
<i>PBT Margin (%)</i>	27.4%	9.7%		13.7%		29.2%	14.1%	
Tax Expenses	23	11		7		70	36	
PAT	196	135	44.6%	134	45.7%	696	380	83.5%
<i>PAT Margin (%)</i>	24.5%	9.0%		13.0%		26.5%	12.9%	
Diluted EPS (Rs per share)	1.9	1.6		1.6		6.5	3.0	

*Excludes Other Income

Group Organizations & Brands



- Power Electronics
- Power Quality
- 📍 Located in Turkey



- Medium Voltage Instrument Transformers
- 📍 Located in Sangli, Maharashtra



- Edge Computing & IOT
- Energy Management Systems
- 📍 Located in Chennai, Tamil Nadu



QUALITY POWER



- High-voltage Instrument transformers
- 📍 Located in Bhiwadi, Rajasthan



- Cast Resin Transformers
- Unitized Substations
- 📍 Located in Aluva, Cochin

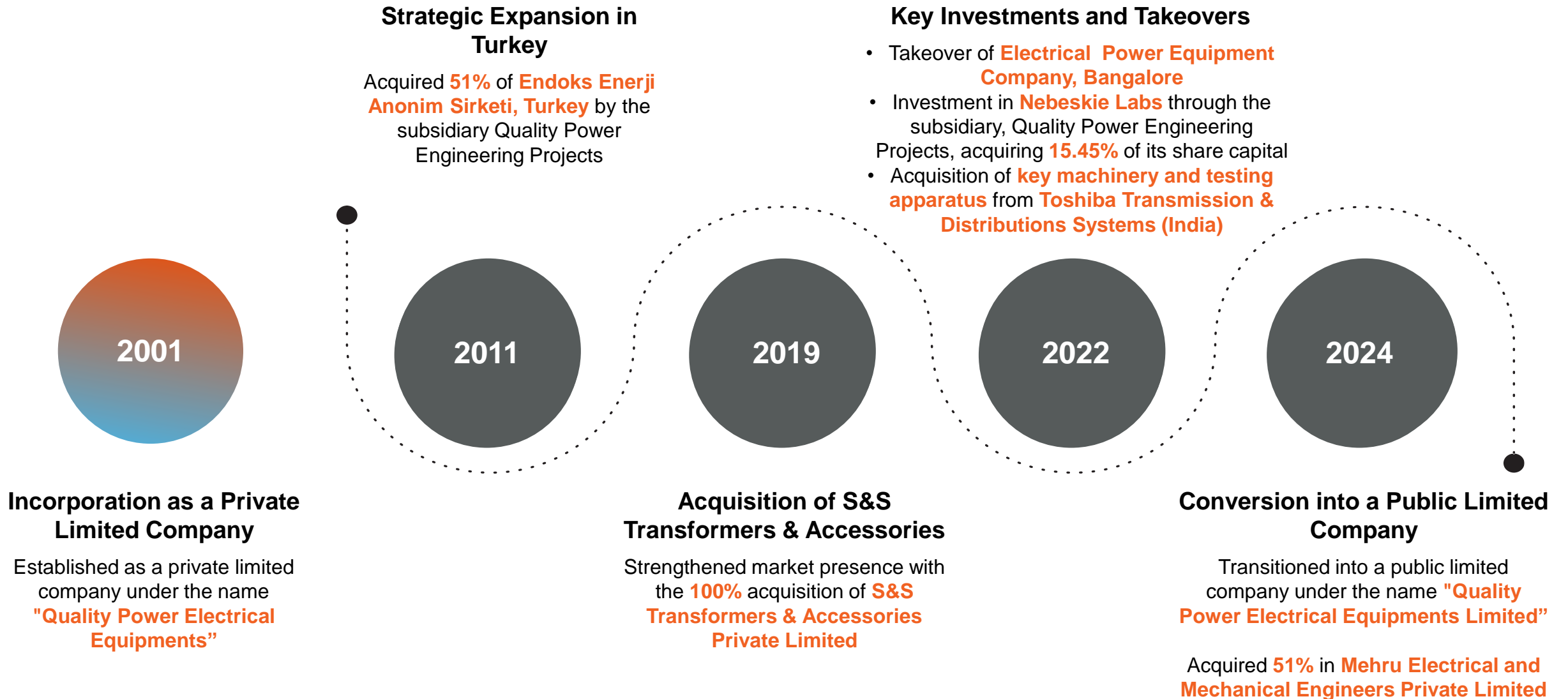


QUALITY POWER

- Coil Products
- Transformers
- Instrument Transformers
- Power Quality
- 📍 Located in Sangli, Maharashtra



- Composites
- 📍 Located in Sangli, Maharashtra



Power Products

Coil Products



Inrush Reactors

Wave Traps



Iron Core Reactors

Oil Filled Reactors



Custom Design Reactors

Transformers



Special Purpose

Earthing



Converter Duty

Arc Furnace




Dry Type



Instrument Transformers



- Current Transformers
- Potential Transformers
- Capacitive Voltage Transformers
- Discharge Coils

Description	Brands
Upto 765kV	QUALITY POWER

Description	Brands
Upto 170kV	 QUALITY POWER

Description	Brands
Upto 500kV	 

Power Quality Systems

Passive Systems



Capacitor Banks
Upto 245kV



Harmonic Filters
Upto 145kV



Shunt Reactors
Upto 300 MVAR ratings

Hybrid Systems



TSC
Upto 22kV



MCR
Upto 34.5kV



TCT
Upto 34.5kV

Active Systems



SVC
Upto 66kV



MECB
Upto 33kV



STATCOMs
Upto 5 MVAR ratings

Brands

QUALITY POWER Endoks

Sangli, Maharashtra and Aluva (Cochin), Kerala



- Specialized Power Components, including reactors, transformers, line traps, capacitor banks, composites, SVCs, STATCOMs, harmonic filters and shunt reactors
- High Standards for Quality & Reliability
- The equipment aids in voltage regulation, reactive power compensation, power factor correction and power quality enhancement

Products	Capacity	Capacity Utilization %
Sangli		
Coil Products	2,880 MVAR	91%
Transformers including Instrument transformers	2,100 MVA	
Composites	240 MT	85%
Cochin		
Coil Products	72 MVAR	100%
Transformers including Instrument transformers	2,240 MVA	Nil

Ankara, Turkey



- Specialized in STATCOMs, SVCs, reactors and harmonic filters for voltage regulation, reactive power compensation, power factor correction and enhancing power quality
- Advanced, strategically located facilities ensure efficient, just-in-time deliveries and logistical resilience

Diverse Industry Applications



Power Utilities



Oil and Gas



Cement



Chemical



Renewables



Traction & Locomotives




Steel and Metal



Automobiles



- Focus on creating cost-efficient, high-performance solutions for power projects, driving operational excellence
- The Sangli facility is NABL accredited



- Leverage centralized monitoring, maintenance systems, and analytics to optimize project efficiency and support our operations effectively
- Multiple Test and R&D labs up to 2500kV*, 15000A

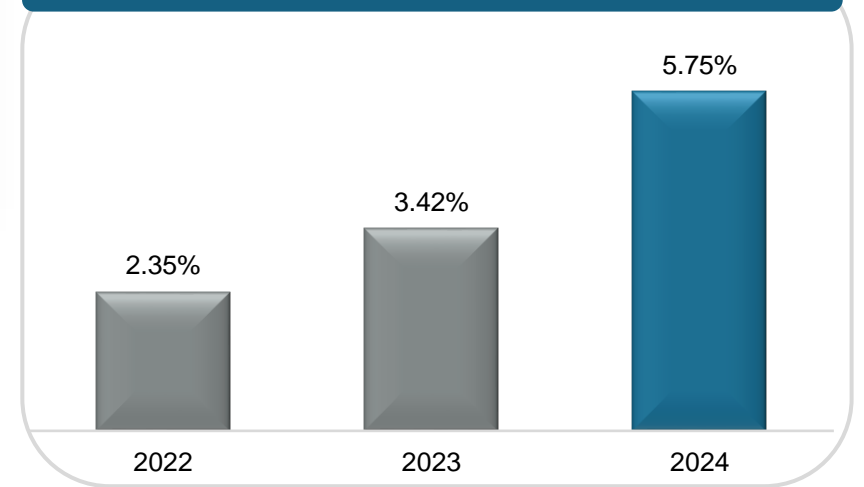


- Significant resources are devoted to enhancing solution efficiency
- Variety of Equipment Design & Analysis, Power system analysis Softwares

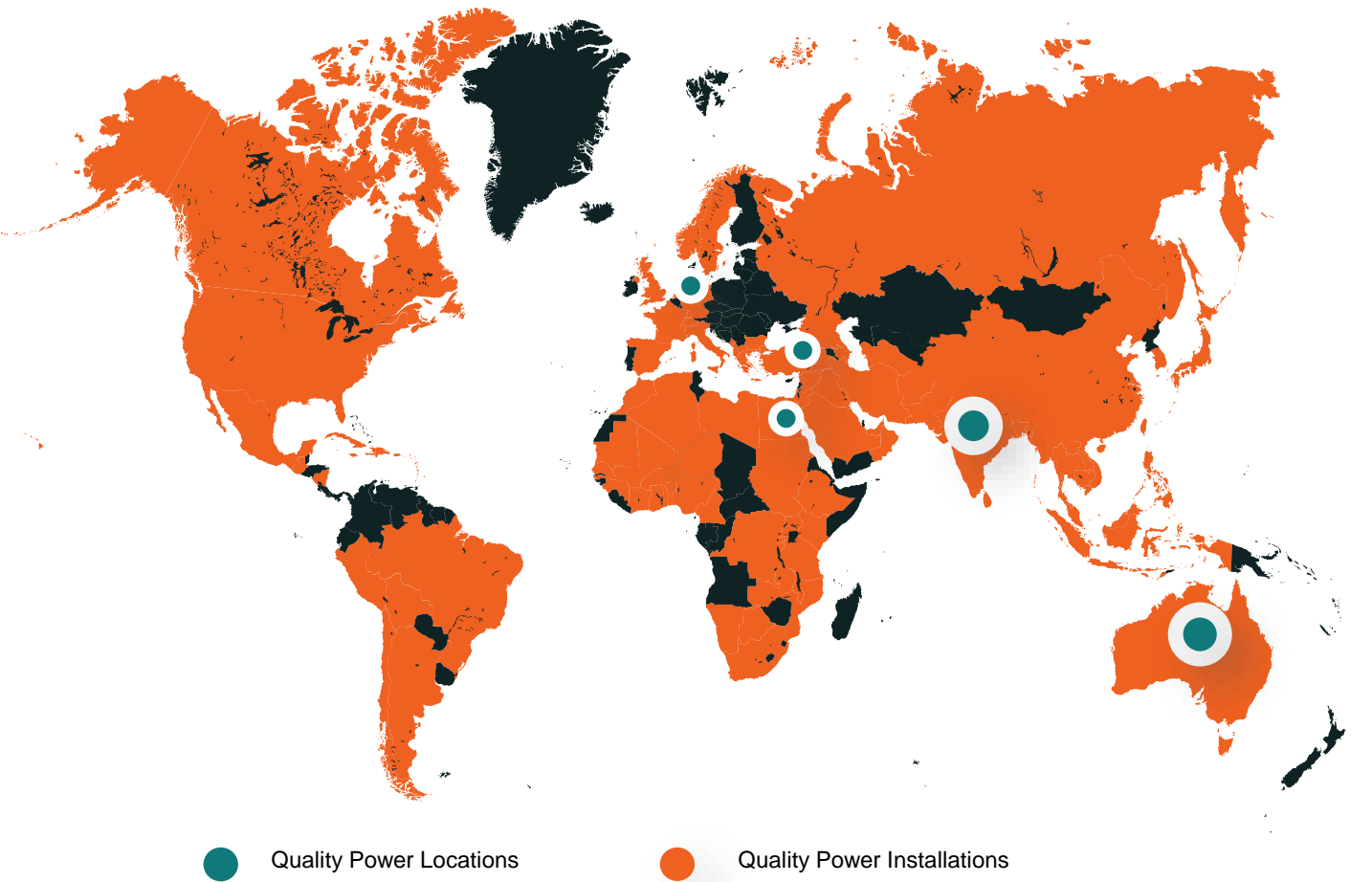


- Track record in developing and prototype testing equipment's to various global standards
- Acquisition of Nebeskie which specializes in real-time monitoring and analytics capabilities

R&D Cost as a Percentage of Total Expenses



Global Customer Reach



• POWER PRODUCTS (PP)

- SANGLI, IN
- COCHIN, IN

• POWER ELECTRONICS (PE)

- ANKARA, TK

• POWER QUALITY (PQ)

- ANKARA, TK
- SANGLI, IN

• POWER COMMODITIES (PC)

- COCHIN, IN
- SANGLI, IN

Consistent efforts towards generating and serving future potential demand

Capacity Expansion

The planned expansion at **Sangli and Cochin** underscores a strategic commitment to scaling up manufacturing capabilities

Strong Order Backlog

To support these expansions, the Board has approved CAPEX investments backed by a **strong order backlog of ₹180 crores** and a **near-term order pipeline of ₹450 crores** in Quality Power Electrical Equipment Ltd.

Sangli Plant Expansion

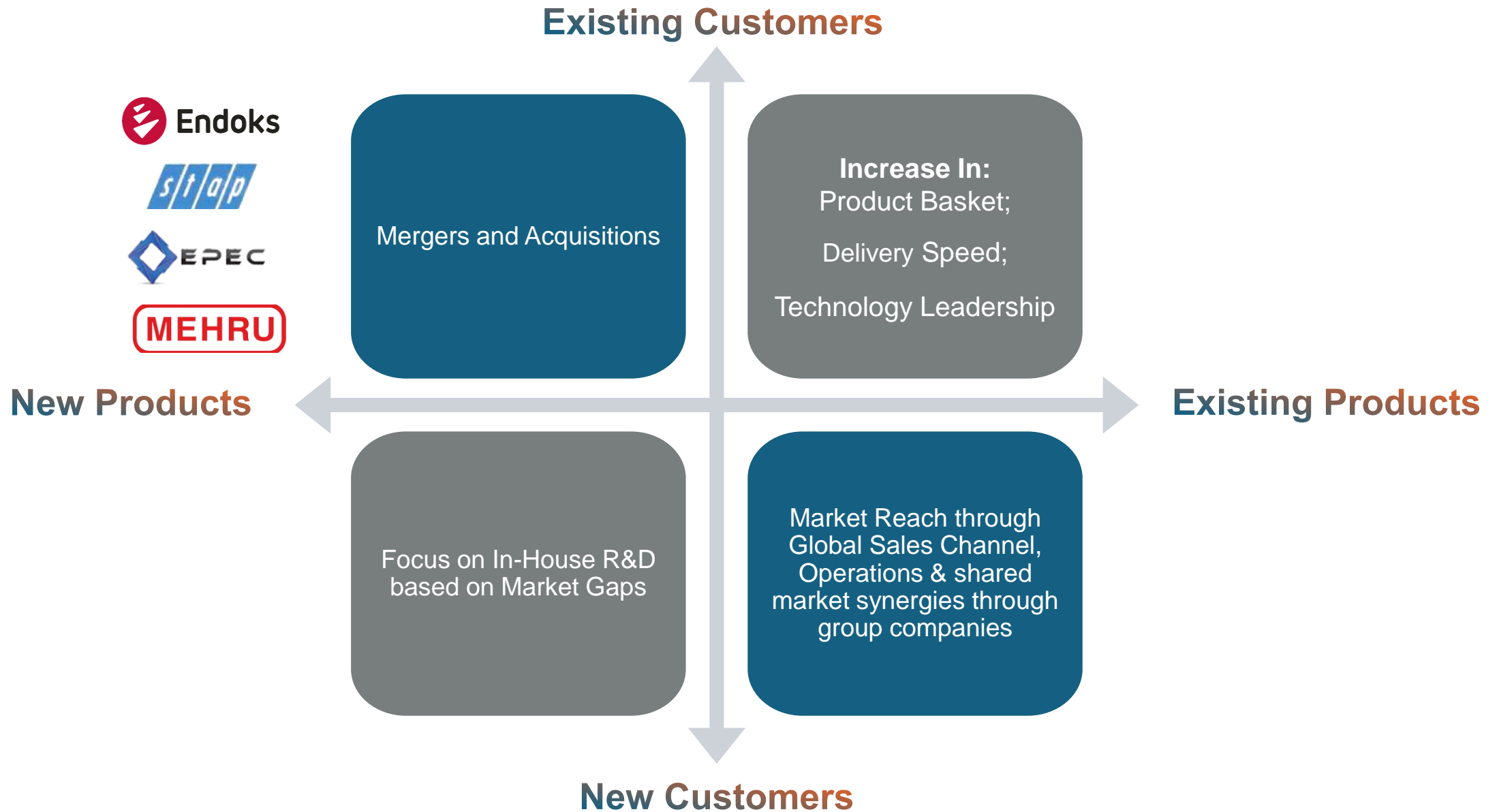
- The company is expanding its Sangli facility within MIDC, close to its headquarters, with 10 acres of land already acquired
- The total construction area will be ~300,000 sq. ft., making it one of the largest global coil product facilities
- A 2,500 kV AC High Power Test Lab will be established, ensuring compliance with Indian and European safety and design standards
- The facility has been designed with flexibility in mind, enabling the manufacturing of all product lines under one roof and supporting up to 8 times the current capacity
- Board-approved CAPEX investments for the Power Products business, with the project expected to be completed in 15-18 months

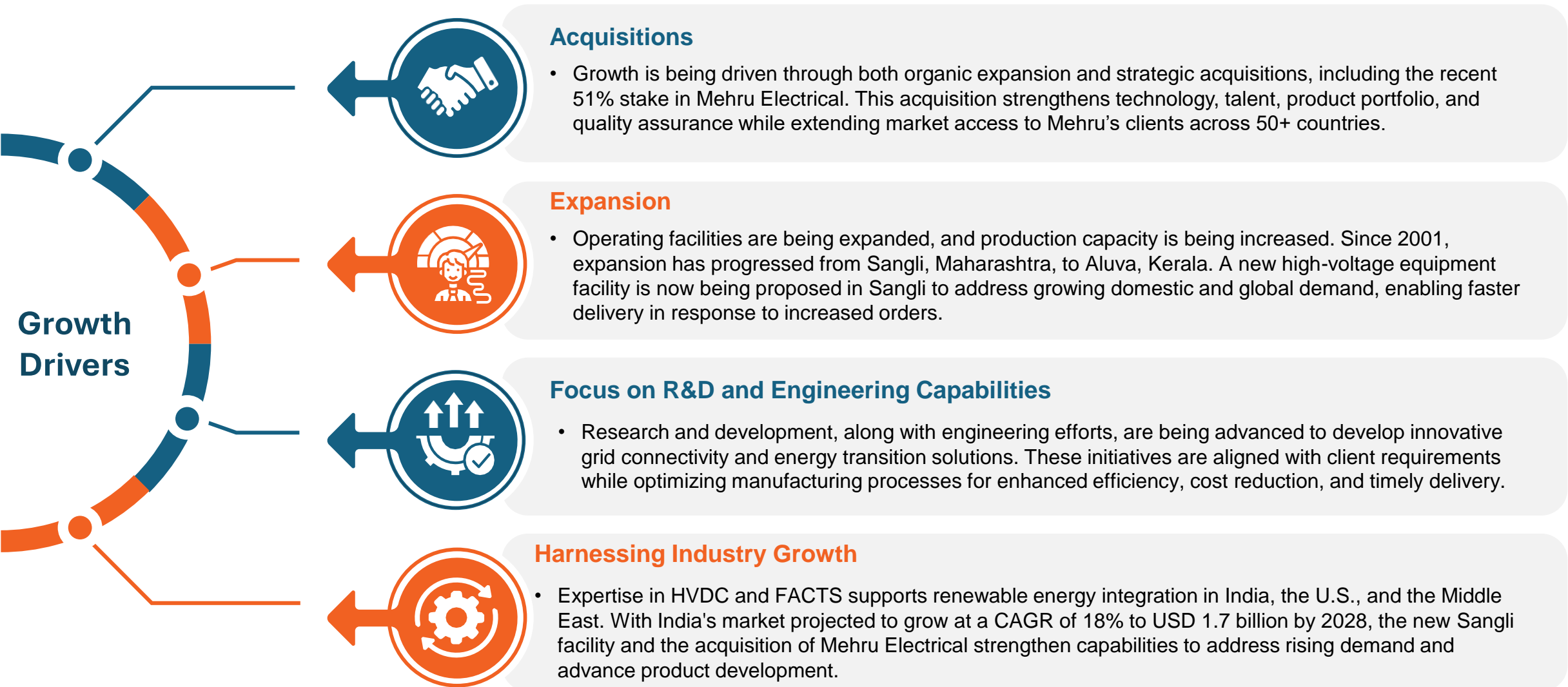
Cochin Plant Expansion

- Cochin facility is set for a capacity expansion, aiming to double its manufacturing capabilities
- The expansion includes the establishment of a new Medium Voltage (MV) test lab to strengthen quality control and product validation
- This initiative is aligned with the company's focus on HVDC (High Voltage Direct Current) and FACTS (Flexible AC Transmission Systems) projects, ensuring that the plant can cater to rising demand
- The CAPEX investment for this expansion has been approved by the Board, and the project is expected to be completed within 6-8 months.



Strategic Priorities to Drive Strong Growth (2/3)





Strategic Acquisitions: MEHRU

Quality Power has acquired 51% of the share capital of Mehru for a total cash consideration of Rs. 120 crore, through a Share Purchase Agreement. This acquisition represents a strategic milestone, aligning with Quality Power's long-term vision to expand its technological capabilities, USP, manufacturing scale and global market reach.

Mehru's Offerings



- Current Transformers
 - Potential Transformers
 - Inductive Voltage Transformers
 - Capacitor Voltage Transformers
- offering both oil-filled and dry-type instrument transformers for transmission grids up to 500kV and beyond

Manufacturing and R&D Facility



- Advanced manufacturing facility located in Bhiwadi, NCR Region
- 8 NABL accredited Test Laboratories
- Situated on a 5-acre land parcel providing scope for future expansion

Strategic Rationale

- **Enhanced Product Development:** Accelerates innovation through advanced R&D capabilities, driving the development of next-generation high-voltage equipment, including smart monitoring and digital integration solutions
- **Expanded Product Offerings:** Strengthens Quality Power's portfolio by integrating Mehru's expertise in instrument transformers with its existing range of shunt reactors, power transformers, line traps, and FACTS solutions
- **Turnkey Solutions for Metering and Protection Applications:** Expands capabilities to provide fully integrated solutions for power grids, renewables, and industrial applications
- **Skilled Workforce:** Gains access to Mehru's team of over 100 engineers, reinforcing a total skilled workforce of more than 500 personnel to drive technology advancements and large-scale project execution
- **Geographic Expansion:** Extends market reach through Mehru's established customer base in Southeast Asia and Africa, further enhancing global presence
- **Capacity for Large-Scale Projects:** Strengthens manufacturing capabilities, optimizing production capacity and operational resilience to efficiently execute large-scale projects in power transmission and distribution



Planned Strategic Acquisitions: STATCON Energiaa

QUALITY POWER

Board has approved the acquisition of a majority stake in STATCON Energiaa Pvt Ltd.



STATCON Energiaa

STATCON ENERGIAA is an Indian Power Electronics manufacturing company with an expertise in designing, manufacturing and technical support of equipment for static energy conversion, covering a broad spectrum of power, especially static Converters.

Product Offerings:

- ✓ Battery Energy Storage Systems (BESS)
- ✓ Battery Chargers for HV substations & defence applications
- ✓ Rectifiers for power electronics, including green hydrogen
- ✓ Inverters & Converters for renewables & defence
- ✓ Power Quality Solutions

Strategic Rationale

- Expansion into high-growth energy storage & renewables
- Strengthening technological capabilities in power electronics
- Enhancing market presence in defence & industrial applications
- Creating long-term value & synergy with existing operations

A dedicated **M&A Committee** has been formed, chaired by **Mr. Bharanidharan Pandyan (Jt. Managing Director)**, to evaluate expansion and acquisition opportunities



Driving Success with Marquee Clients

Partnering with domestic and global clients to drive the energy transition



Board of Directors



Mr. Thalavaidurai Pandyan

Founder, Chairman and Managing Director

39+ years in transformers and reactors; pioneered India's first 400kV and 765kV dry type reactor technology



Mr. Bharanidharan Pandyan

Joint Managing & Whole-time Director

20+ years in Electrical Machines and Power Systems; second-generation leader, driving M&A deals and greenfield expansions



Mrs. Chitra Pandyan

Whole-time Director

Dedicated to employee welfare and CSR initiatives. Key in building social relationship with the stakeholders



Mr. Mahesh Vitthal Saralaya

Whole-time Director

With us since 2006, 37+ years in marketing and sales of high-power equipment



Mr. Sadayandi Ramesh

Independent Director

Managing Director of Pothys, having 30+ years of experience in business



Mr. Shailesh Kumar Mishra

Independent Director

38+ years of expertise from PSUs in the Indian power sector. Served as a board member of Powergrid and Solar Corporate of India



Mr. Rajendra Iyer

Independent Director

25+ years in Power Transmission and Energy. Earlier worked with Hitachi, ABB Sweden, ABB China, ABB Japan, GE Corporate UK



Ms. Pournima Suresh Kulkarni

Independent Director

17 years of experience as a Chartered Accountant

Awards, Accreditations & Recognition



ET Award 2021

Awarded as **'Economic Times Best Infrastructure Brands 2001'**



Export Excellence Award
2012-2013

Awarded by **EEPC** India as a leading **'Small Enterprise'** for outstanding contribution to Engineering Exports during the year 2012-2013 by EEPC India



Western Region Award for
2011-2012

Award by **EEPC** India as a **'Small Enterprise'** in engineering exports for electric motors, generators, transformers, and parts



One Star Export House

Awarded under the **2023 Foreign Trade Policy** by the Directorate General of Foreign Trade, Ministry of Commerce & Industry

Driving Factors of Electricity Transmission

The market size of the entire power transmission sector supply chain is projected to grow at a **CAGR of 6%**, increasing from **USD 112.3 billion in 2024 to USD 143.47 billion by 2028**

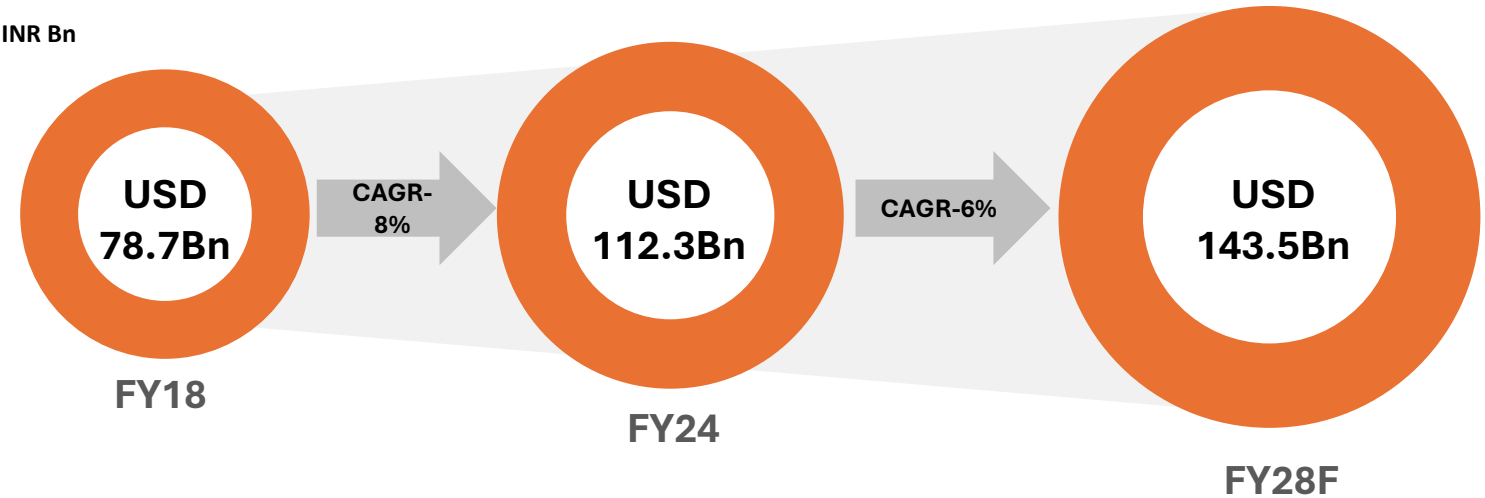
- According to the IEA, renewable electricity capacity reached an estimated 507 GW in 2023, a nearly **50% higher than in 2019**
- **Expanding cross-border transmission lines**, particularly in ASEAN, is boosting multilateral power trade and driving sector growth
- Due to the upgradations of **higher voltages and expanding grids in developing countries**, there is reduction in transmission losses and universal electricity access

Transmission Network in India

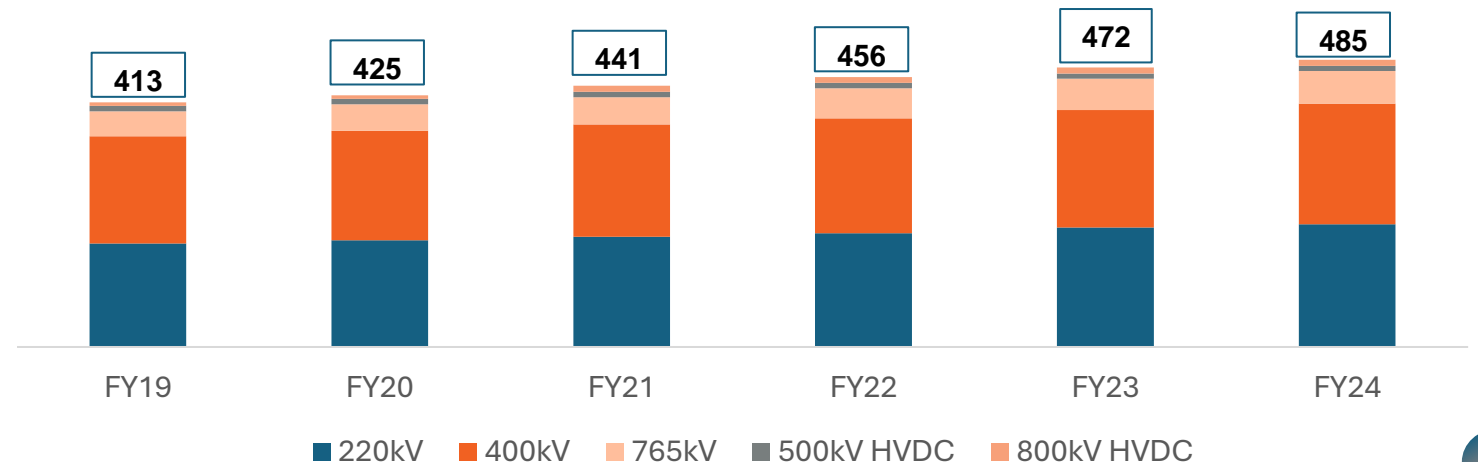
- The transmission network of India grew at a **CAGR of 3%**, reaching **4,85,544 CKm** by March 2024, with **14,203 CKm added in FY24**
- The substation network expanded at a **CAGR of 7%**, increasing from **0.8 million MVA in 2019 to 1.25 million MVA in 2024**
- As of July 2024, **54 transmission projects** have been completed, with **53 additional projects under construction**

Global Electricity Transmission Sector (USD Bn)

INR Bn



Transmission Line Network

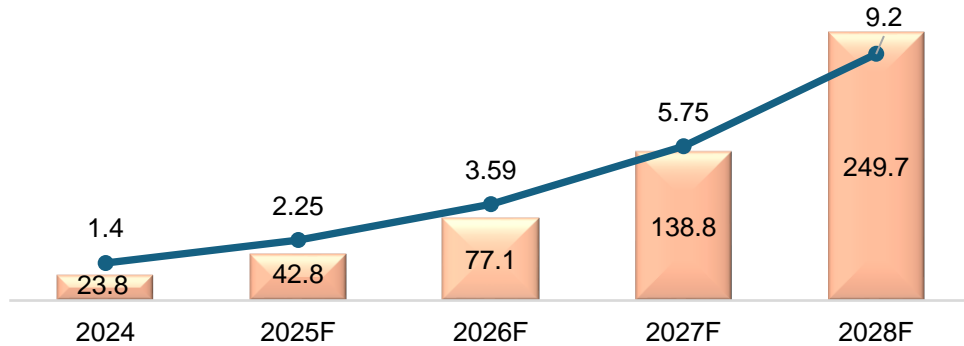


Market Segments & Growth Projections

All figure in USD Bn.

Power Products [HVDC and FACTS]

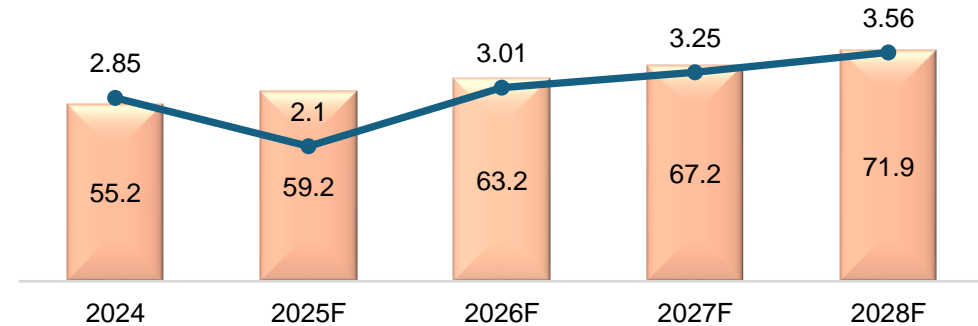
Global (CAGR 75-80%) India (CAGR 60-65%)



HVDC and FACTS are essential power products for energy transition, with HVDC enabling long-distance bulk power transfer via direct current and FACTS enhancing transmission control, stability, and performance

Power Products [High Voltage]

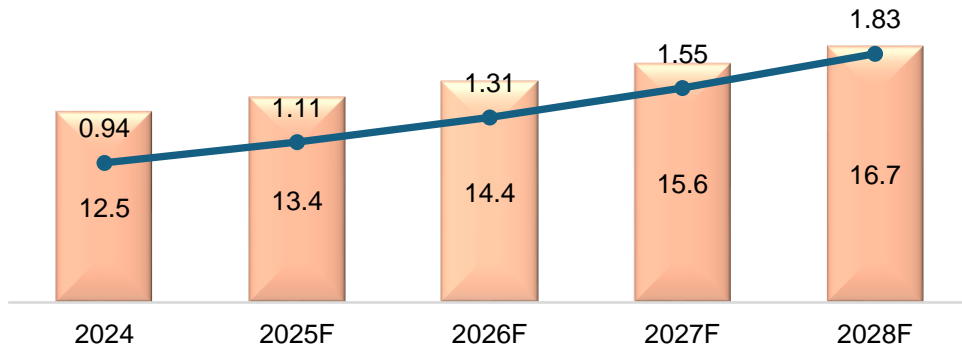
Global (CAGR 7%) India (CAGR 18%)



High-voltage power (over 1000V AC or 1500V DC) powers key equipment like transformers and coil products, ensuring safe, efficient power transmission across industries like generation, transmission, and distribution

Power Quality [Overall]

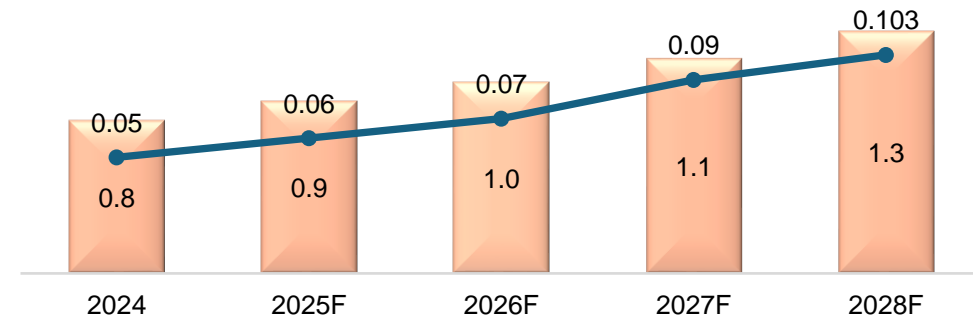
Global (CAGR 8%) India (CAGR 18%)



Power quality, measured by voltage, frequency, and waveform, ensures reliable energy flow; power quality products address deviations to prevent equipment issues and extend system life

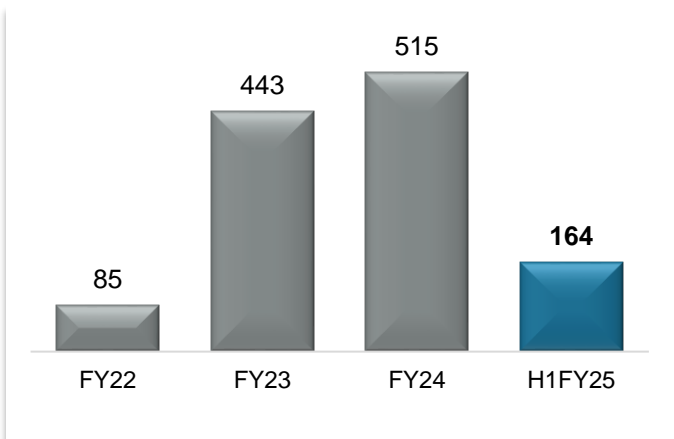
Power Quality [STATCOM]

Global (CAGR 12%) India (CAGR 18%)

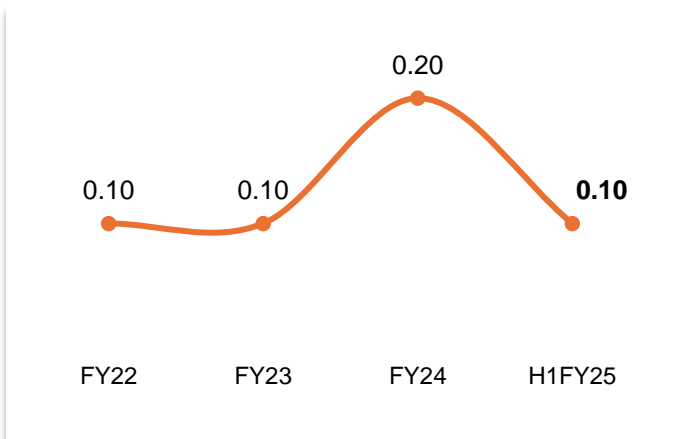


The STATCOM (Static Synchronous Compensator), a key type of power quality system, is essential for grid stability. It regulates voltage, enhances power quality, and stabilizes grids by managing reactive power under varying conditions.


Cash Flow from Operations (in Mn)



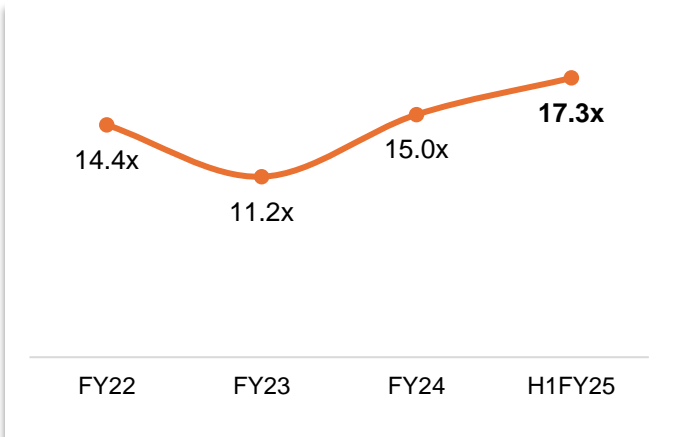
Debt/Equity (x)



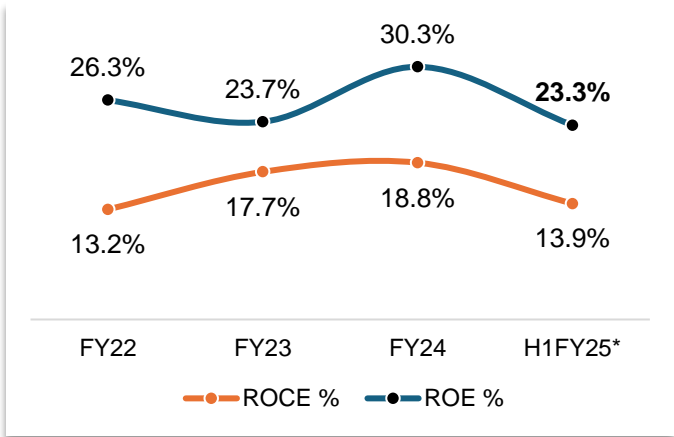
Working Capital (In Days)



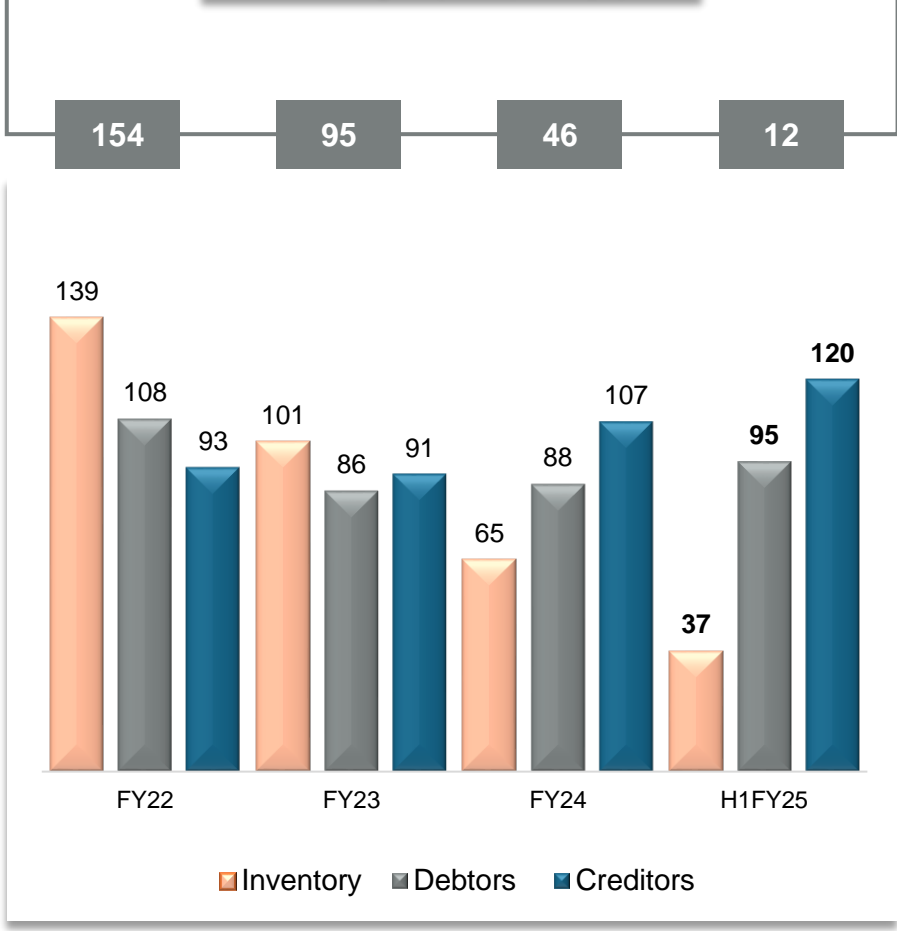
Interest Coverage Ratio (x)



ROCE and ROE (%)*



Working Capital (In Days)



* ROE and ROCE are not annualised

Profit/Loss Statement Summary

(Rs. In Mn.)	FY22	FY23	FY24	9M FY25
Revenue from Operations	1,826	2,533	3,006	2,283
Other Income	291	203	308	341
Total Revenue from Operation	2,117	2,736	3,314	2,625
COGS	1,071	1,598	2,003	1,288
Gross Profit*	755	934	1,003	995
<i>Gross Profit Margin (%)</i>	41.3%	36.9%	33.4%	43.6%
EBITDA*	232	322	378	491
<i>EBITDA Margin (%)</i>	12.7%	12.7%	12.6%	21.5%
Finance Cost	15	27	23	24
Depreciation and Amortization	19	23	34	28
Profit Before Tax	490	476	633	767
<i>PBT Margin (%)</i>	23.1%	17.4%	19.1%	29.2%
Tax Expenses	68	78	78	70
PAT	422	399	555	696
<i>PAT Margin (%)</i>	19.9%	14.6%	16.7%	26.5%
Diluted EPS (Rs per share)	2.3	2.9	5.2	6.5

*Excludes Other Income

Balance Sheet

(Rs. In Mn.)	FY22	FY23	FY24	H1 FY25
Property, plant & equipment (Tangible, Intangible, CWIP, RoU)	337	395	671	734
Cash And Bank Balances	679	518	477	774
Inventories	408	479	235	140
Trade Receivables	539	650	795	839
Other Assets	566	1,081	1,412	1,509
Total Assets	2,529	3,122	3,589	3,996
Total Equity	1,603	1,757	1,903	2,386
Borrowing	115	106	383	256
Trade Payables	273	528	643	569
Other Liabilities	537	732	660	786
Total Equity & Liabilities	2,529	3,122	3,589	3,996

MEHRU: Q3 & 9M FY25 Profit/Loss Statement Summary

(Rs. Mn)	Q3 FY25	Q3 FY24	Y-o-Y (%)	Q2 FY25	Q-o-Q (%)	9M FY25	9M FY24	Y-o-Y (%)
Operating Revenue	643	522	23.1%	599	7.4%	1,760	1,443	22.0%
Other Income	2	0	<i>nm</i>	4	(55.2)%	5	3	62.1%
Total Revenue from Operation	645	522	23.5%	603	7.0%	1,765	1,446	22.1%
COGS	293	276		305		918	718	
Gross Profit*	350	247	41.9%	294	19.0%	842	725	16.2%
<i>Gross Profit Margin (%)</i>	54.4%	47.2%		49.1%		47.8%	50.2%	
EBITDA*	124	64	93.0%	70	78.0%	206	179	15.4%
<i>EBITDA Margin (%)</i>	19.3%	12.3%		11.6%		11.7%	12.4%	
Finance Cost	5	5	(12.5)%	4	9.5%	13	17	(26.6)%
Depreciation and Amortization	9	6	37.3%	7	27.5%	22	19	17.5%
Profit Before Tax	113	53	113.1%	63	80.0%	176	146	21.0%
<i>PBT Margin (%)</i>	17.5%	10.1%		10.4%		10.0%	10.1%	
Tax Expenses	28	7		16		44	36	
PAT	85	45	87.4%	47	81.3%	132	110	20.7%
<i>PAT Margin (%)</i>	13.2%	8.7%		7.8%		7.5%	7.6%	
Diluted EPS (Rs per share)	82.81	44.12		45.53		129.13	106.61	

Note: Mehru numbers for Dec 2024 include the fabrication unit which is to be carved out from the acquired entity

This presentation, provided by Quality Power Electrical Equipments Ltd., is intended for informational purposes only and is not an offer, invitation, or inducement to sell or issue securities. It is not intended to be a prospectus under any jurisdiction's laws. The information contained herein includes forward-looking statements about the company's future prospects and profitability, identified by expressions such as "will," "aim," "may," and "anticipate."

Forward-looking statements inherently involve risks, uncertainties and factors that may cause actual results to differ from those expressed or implied in such statements. These factors include, but are not limited to, fluctuations in earnings, managing growth, competition, economic conditions, talent retention, contract overruns, government policies, fiscal deficits, regulations and prevailing economic costs.

The company does not guarantee the accuracy, fairness, completeness or correctness of the forward-looking statements, and no reliance should be placed on them. The company disclaims any obligation to publicly update or revise these forward-looking statements, unless required by law.

Accessing this presentation implies an agreement to be bound by specified restrictions. No responsibility or liability is accepted for the accuracy or validity of the information by directors, promoters, employees, affiliates, advisors or representatives of Quality Power Electrical Equipments Ltd. The presentation is confidential and may not be copied or disseminated. Viewers are cautioned not to place undue reliance on forward-looking statements, and any actions taken based on such statements are at the viewer's own risk.

This disclaimer is issued in compliance with applicable laws and regulations governing the provision of information and the communication of forward-looking statements by Quality Power Electrical Equipments Ltd.

Thank You!

 <https://qualitypower.com>  investorgrievance@qualitypower.co.in

For Further Information, Please Contact:

Quality Power

Deepak Suryavanshi

Company Secretary and Compliance Officer

cs@qualitypower.co.in

Churchgate Partners

Atul Modi / Jahanvi Mittal


Investor Relations Advisors

qualitypower@churchgatepartners.com

Registered Office

Plot No. L-61, M.I.D.C Kupwad Block, Sangli

- 416 436 Maharashtra, India



QUALITY POWER