KELLTON TECH SOLUTIONS LIMITED.

Hyderabad, August 6, 2016

To

The General Manager, Listing Department, Bombay Stock Exchange Limited, 1st Floor, New Trading Wing, Rotunda Building, P.J. Towers, Dalal Street Fort, Mumbai-400001	The Manager, Listing Department, National Stock Exchange of India Ltd, Exchange Plaza, Bandra Kurla Complex, Bandra (East), Mumbai – 400051

Dear Sir/Madam,

Sub:

1. **Press Release on financial results for the quarter ended June 2016.**

Ref: Symbol: KELLTONTEC
Scrip Code: 519602

It is hereby informed that the Company has planned for press release about the financial results for the quarter ended June 2016.
The contents of the proposed press release along with presentation on results are enclosed herewith.

Kindly take the above information on record and acknowledge.

Thanking you,

Yours faithfully,

For **Kellton Tech Solutions Limited**

KELLTON TECH SOLUTIONS LTD. HYD

Niranjan Chintam
Director
DIN: 01658591

Encl: As above

Kellton Tech Q1FY17 Total Revenue at Rs 140.4 crore; Up 35% Y-o-Y basis

Hyderabad, India – 6th August, 2016: Kellton Tech Solutions Ltd. (BSE & NSE: KELLTONTEC), a CMMi Level 3 and ISO 9001:2008 certified IT services organization providing end-to-end IT solutions, strategic technology consulting, and offshore product development services worldwide, announced today its financial results for **first quarter FY17** ended on 30th June 2016.

Review of financial performance for the quarter ended 30th June, 2016

On a quarter-on-quarter basis:

- Total income was Rs 140.4 crore during the quarter under review as compared to Rs 132.8 crore during the previous quarter, up 6% on Q-o-Q basis.
- The Company reported EBITDA of Rs 19.4 crore (13.8% of total income) in Q1 FY17 as compared to Rs. 17.7 crore (13.3% of total income) in Q3 FY16, an increase of 9% on Q-o-Q basis.
- Net profit stood at Rs 12.2 crore in Q1 FY17 as against Rs 11.3 crore in Q3 FY16, registering 8% increase on Q-o-Q basis.

On a year-on-year basis:

- Total income was Rs 140.4 crore during the quarter under review as compared to Rs 104.4 crore during the corresponding period of previous year, registering 35% increase on Y-o-Y basis.
- The company reported an EBITDA of Rs 19.4 crore (13.8% of total income) for the quarter under review as compared to an EBITDA of Rs 13.4 crore (12.8% of total income) during the corresponding period of previous year, marking 45% increase on Y-o-Y basis.
- Net profit stood at Rs 12.2 crore for the quarter under review as against a profit of Rs 8.6 crore in corresponding period of previous year, up by 42% on Y-o-Y basis.

Note: Kellton Tech has changed its fiscal year end from June to March (effective FY2015-16)

KELLTON TECH

Business Highlights – Q1FY17

- Won the prestigious Digitizing India Award, a Cisco initiative in collaboration with CNBC, in recognition of its achievements as a global leader in digital transformation.
- Implementing eCommerce solution for the largest distributor and retailer of tyres in US.
- Digital transformation for a leading insurance and financial services company to enable them to digitize their services and deliver enriched customer experience.
- Creating exceptional digital experiences for the viewers of the largest Spanish language broadcast television network in the world.
- Engaged by a leading electric and gas company in US for digital transformation of their entire systems.
- In addition, we are implementing digital transformation solutions to:
    - ✓ The largest hospital chain in US.
    - ✓ Largest manufacturer of mattress(and wellbeing services) in US.
    - ✓ A leading design-centricfurniture and home décor based e-tailerin APAC.
    - ✓ The leading air conditioning and commercial refrigeration company in India
    - ✓ India's largest online health products vendor.
    - ✓ A leading private university in India.

Commenting on the results, Mr. Niranjan Chintam, Chairman & Whole Time Director, Kellton Tech, said: "Our Q1FY17 results reflect our growing reputation as a go-to digital partner, even as more enterprises are adopting digital transformation. Being the pioneering enablers of digital transformation, Kellton Tech is uniquely-qualified to enable businesses leapfrog the digital chasm and help them to continuously navigate the digital disruption."

About Kellton Tech Solutions

Kellton Tech Solutions Limited is a publicly listed (BSE: KELLTONTEC), CMMi Level 3 and ISO 9001:2008 certified global IT services organization. It is headquartered in Hyderabad, India and has development centers in the United States and India. For two innovative decades, Kellton Tech has put into practice the vision upon which it was founded viz. "to offer infinite possibilities with technology". The company is committed to providing end-to-end IT solutions, strategic technology consulting, and offshore product development services. Kellton Tech serves the full gamut of customers including startups, SMBs, enterprises, and Fortune 500 businesses. The organization has serviced customers representing a wide range of verticals including retail, travel, e-commerce, education, hospitality, advertising, market research, manufacturing, consumer goods, logistics, SCM, and non-profits. Kellton Tech is also a global leader in providing Enterprise Mobility Solutions, Mobile Application Development & Internet of Things. For more information and past results & conference call transcripts, please visit our web site www.kelltontech.com

Investor / Analyst contact:
Asha Gupta
Christensen IR
+91-22-4215-0210
agupta@christensenir.com

Media Contact
Anupam Kumari
Kellton Tech Solutions Ltd
+91-81795 92650
anupam.kumari@kelltontech.com

Note: Except for the historical information and discussion contained herein, statements included in this release may constitute forward looking statements. These statements involve a number of risks and uncertainties that could cause actual results to differ materially from those that be projected by these forward looking statements. These risks and uncertainties include, but not limited to such factors as competition, growth, pricing environment, recruitment and retention, technology, wage inflation, law and regulatory policies etc. Such risks and uncertainties are detailed in the Annual Report of the company which is available on the website www.kelltontech.com.Kellton Tech Solutions Ltd. undertakes no obligation to update forward looking statements to reflect events or circumstances after the date thereof.

KELLTON TECH

Q1 FY17
Earnings Presentation

August 06, 2016

BSE: 519602 | NSE: KELLTONTEC | ISIN: INE164B01022 | Bloomberg: KTSL:IN |Reuters: KELL.BO | www.kelltontech.com

© 2016 - Kellton Tech Solutions Limited, All Rights Reserved.

Safe Harbor

KELLTON TECH

This presentation has been prepared by Kellton Tech Solutions Limited solely to provide information about the Company.

No representation or warranty, express or implied is made as to, and no reliance should be placed on, the fairness, accuracy, completeness or correctness of such information or opinions contained herein. None of the Company nor any of its respective affiliates, advisers or representatives, shall have any liability whatsoever (in negligence or otherwise) for any loss howsoever arising from any use of this presentation or its contents or otherwise arising in connection with this presentation.

The information contained in this presentation is only current as of its date. The Company may alter, modify or otherwise change in any manner the content of this presentation, without obligation to notify any person of such revision or changes. Certain statements made in this presentation may not be based on historical information or facts and may be "forward-looking statements", including those relating to the Company's general business plans and strategy, its future financial condition and growth prospects, and future developments in its industry and its competitive and regulatory environment. Actual results may differ materially from these forward-looking statements due to a number of factors, including future changes or developments in the Company's business, its competitive environment, information technology and political, economic, legal and social conditions in India.

Please note that this presentation is based on the publicly available information on Kellton Tech including but not limited to Company's website and Annual Reports.

This communication is for general information purposes only, without regard to specific objectives, financial situations and needs of any particular person. Please note that investments in securities are subject to risks including loss of principal amount.

This presentation does not constitute an offer or invitation to purchase or subscribe for any shares in the Company and neither any part of it shall form the basis of or be relied upon in connection with any contract or commitment whatsoever.

Agenda

KELLTON TECH

01 **Performance Highlight**

02 Financial Performance

Q1 FY17 – Highlights

KELLTON TECH

- Revenue:
  - ✓ Operating revenue of Rs 1,400.9 Million; up 5.9% QoQ and up 35.0% YoY
  - ✓ Total revenue of Rs 1,404.3 Million; up 5.8% QoQ and up 34.6% YoY
- Profit:
  - ✓ EBITDA was at Rs 193.6 Million; up 9.5% QoQ and up 45.0% YoY
  - ✓ EBITDA Margin stood at 13.8%
  - ✓ Net Profit stood at Rs 122.1 Million; up 8.3% QoQ and up 42.2% YoY
  - ✓ PAT Margin of 8.7%
- People:
  - ✓ Net addition of 58 in the Quarter
  - ✓ Total Headcount 1200+

Business Highlights

KELLTON TECH

- Won the prestigious Digitizing India Award, a Cisco initiative in collaboration with CNBC.
- Implementing an eCommerce solution for the largest distributor and retailer of tyres in US.
- Digital transformation for a leading insurance and financial services company.
- Creating exceptional digital experiences for the viewers of the largest Spanish language broadcast television network in the world.
- Engaged by a leading electric and gas company in US for digital transformation of their entire systems.
- Won 18 new clients during the quarter. Prominent clients include:
  - ✓ The largest hospital chain in US
  - ✓ Largest manufacturer of mattress (and health & wellness products) in US
  - ✓ A leading design-centric furniture and home décor based e-tailer in APAC
  - ✓ The leading air conditioning and commercial refrigeration company India with digital transformation
  - ✓ India's largest online health products vendor
  - ✓ A leading private university in India

Agenda

KELLTON TECH

01 Performance Highlight

02 **Financial Performance**

Financial Summary – Q1FY17

KELLTON TECH

Total Income

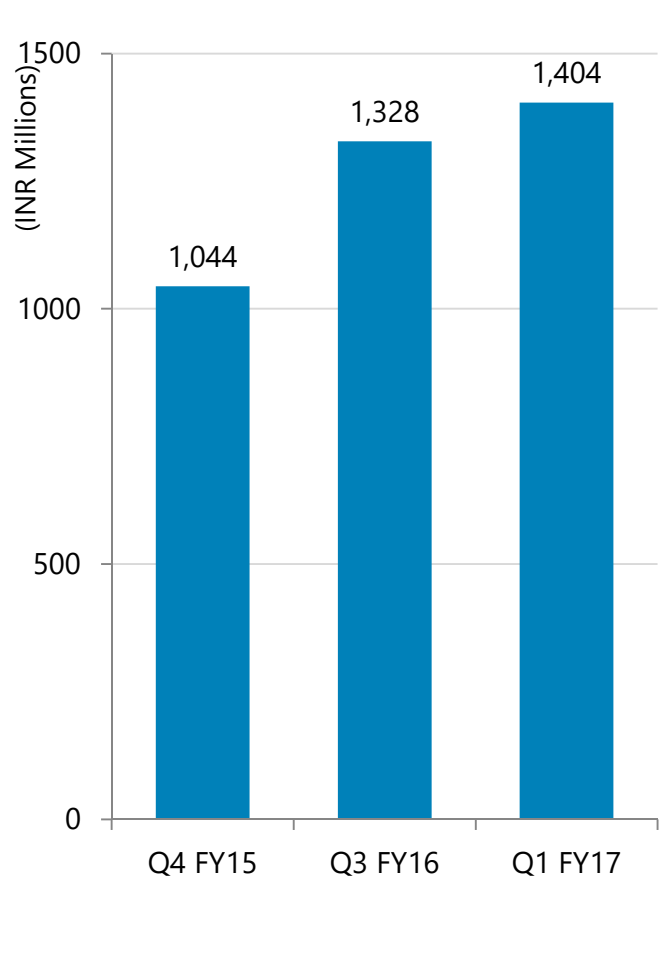

EBITDA

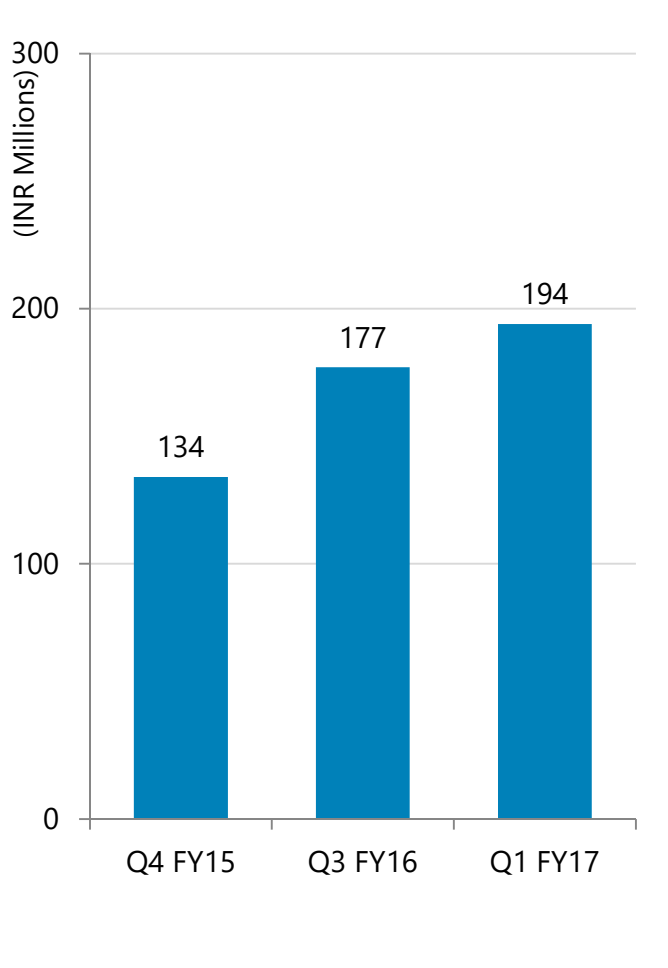

PAT

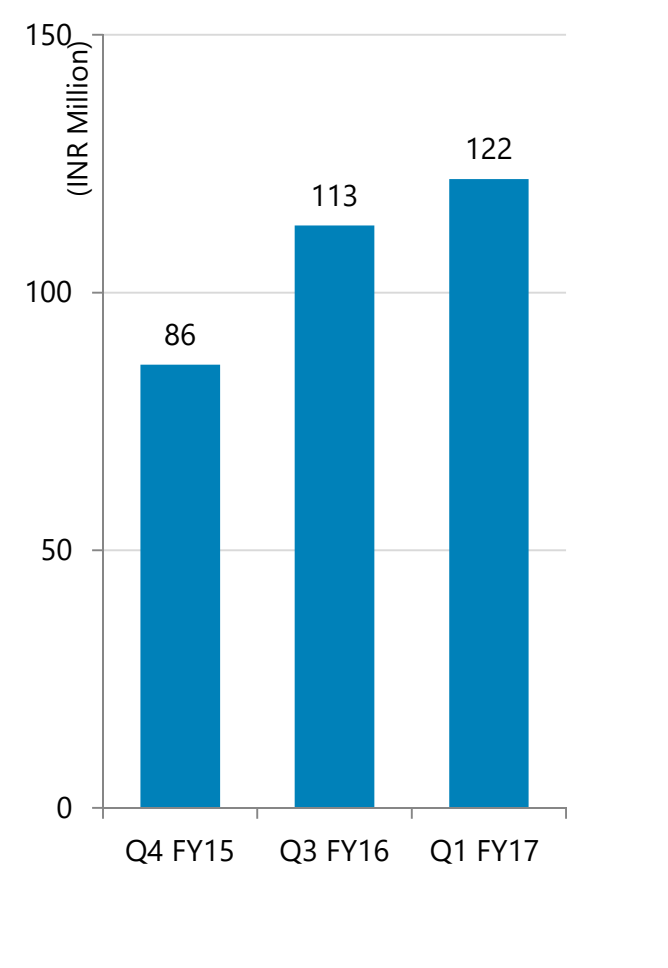

Note: Kellton Tech has changed its fiscal year end from June to March (effective FY2015-16)

Financial Summary – Q1FY17

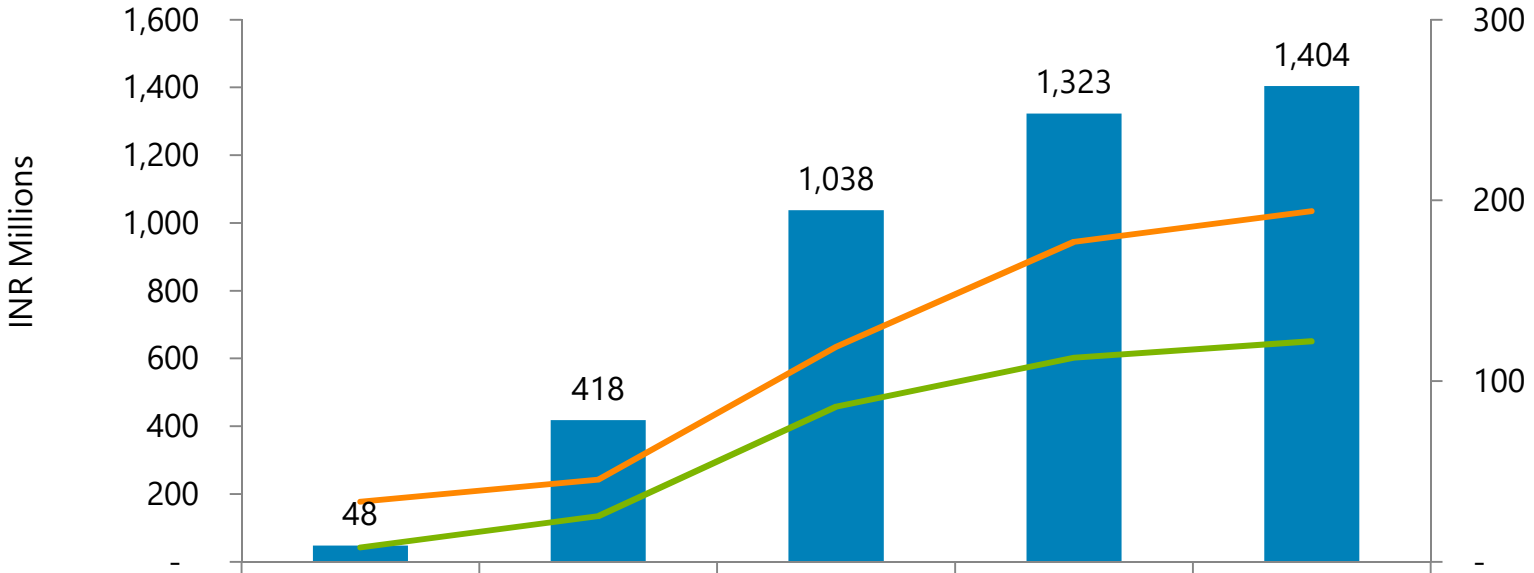

	Q4FY13	Q4FY14	Q4FY15	Q3FY16	Q1FY17
Revenue	48	418	1,038	1,323	1,404
EBITDA	33	46	119	177	194
Net Profit	8	25	86	113	122

- Consistent growth in revenues and profits
- Increasing focus on digitalization and mobility will provide future growth opportunities
- Q1FY17 revenue witnessed a growth led by Enterprises adopting Digital Transformation

Note: Kellton Tech has changed its fiscal year end from June to March (effective FY2015-16)

Revenue By Industry – Q1FY17

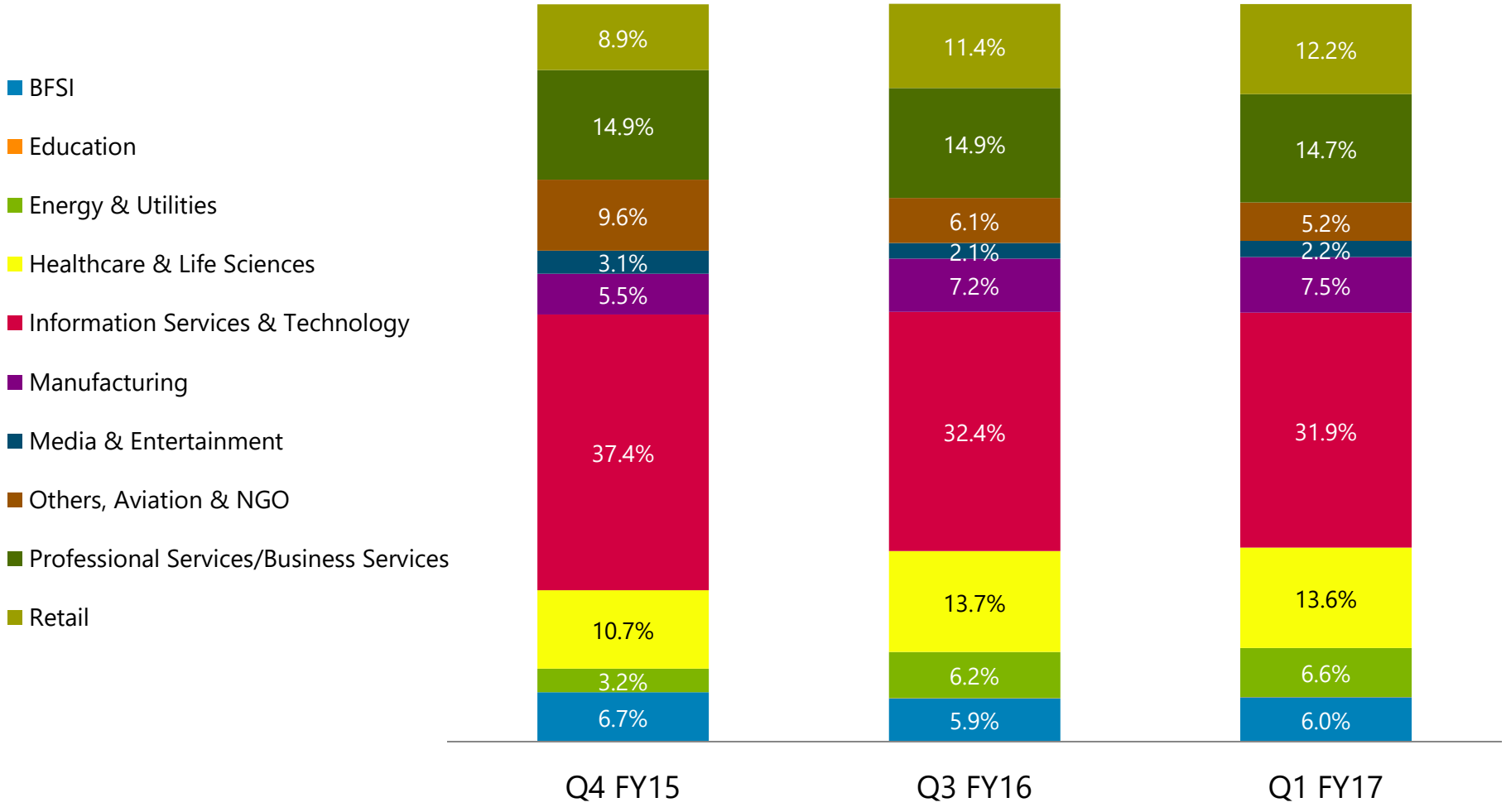

Note: Kellton Tech has changed its fiscal year end from June to March (effective FY2015-16)

Revenue Analysis – Q1FY17

KELLTON TECH

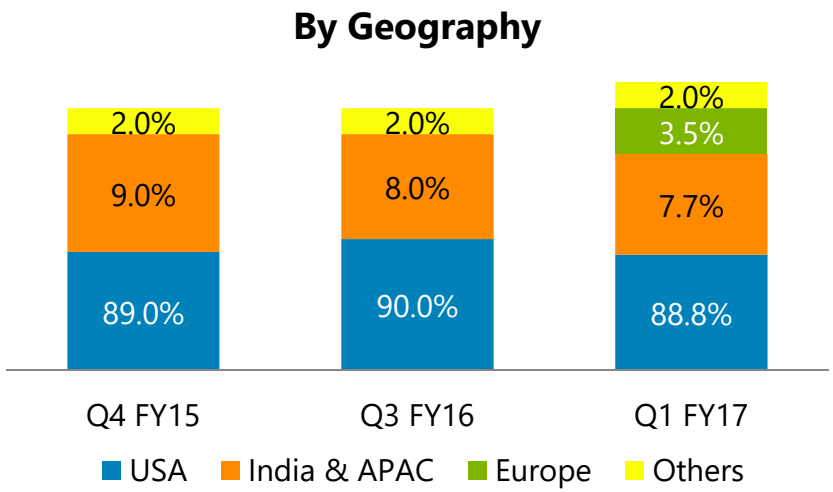

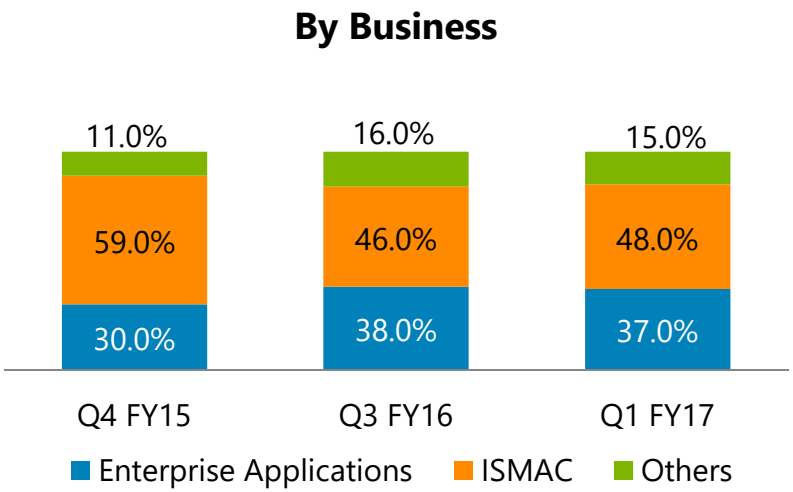

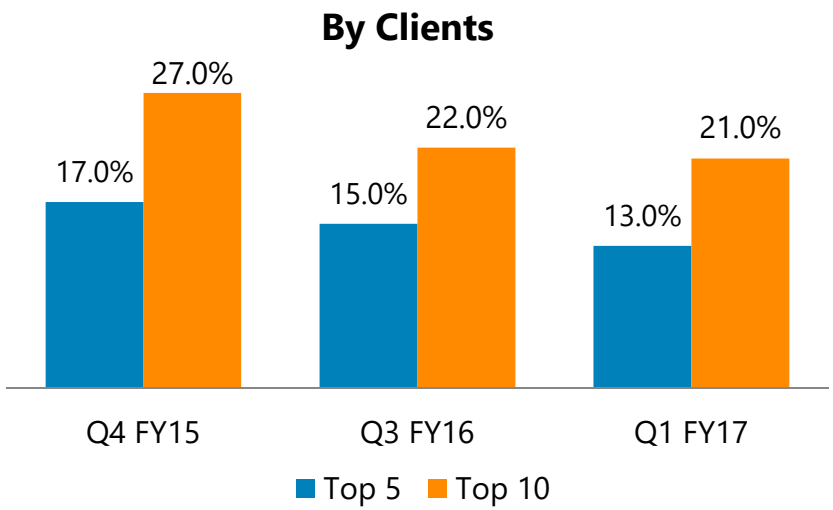

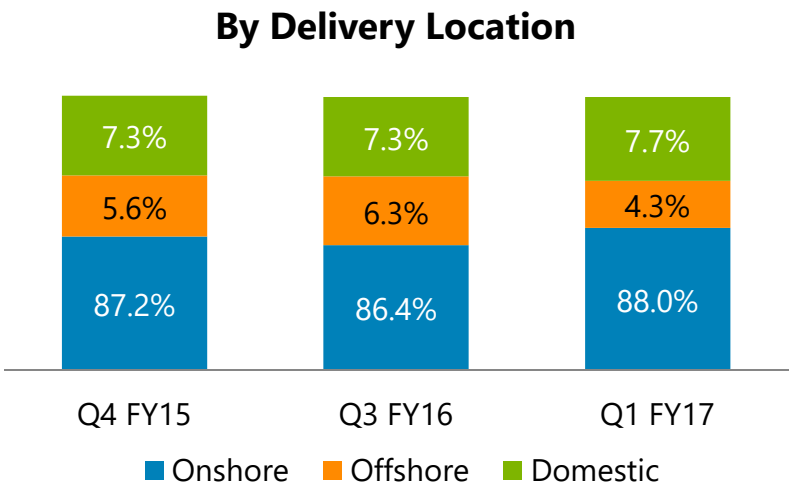

Note: Kellton Tech has changed its fiscal year end from June to March (effective FY2015-16)

KELLTON TECH

© 2010 Kellton Tech Solutions Limited, All Rights Reserved.
Kellton Tech Solutions Limited Logo is trademarks of Kellton Tech Solutions Limited
In addition to Company data, data from market research agencies, Stock Exchanges and industry publications has been used for this presentation. This material was used during an oral presentation; it is not a complete record of the discussion. This work may not be used, sold, transferred, adapted, abridged, copied or reproduced in whole on or in part in any manner or form or in any media without the prior written consent. All product names and company names and logos mentioned herein are the trademarks or registered trademarks of their respective owners.