SOLAR INDUSTRIES INDIA LIMITED

REGD.OFFICE :
11, ZADE LAYOUT, BHARAT NAGAR,
NAGPUR - 440 033, (M.S.) INDIA.
PHONES : +91-712-2561000, 2560010, 6681888
FAX : +91-712-2560202
CIN : L74999MH1995PLC085878
e-mail : solar@solargroup.com
website : www.solargroup.com

30th May, 2017

To,
The Executive Director
Listing Department
National Stock Exchange of India Limited
Exchange Plaza, Bandra Kurla Complex
Bandra (E)
Mumbai.
Scrip Code: 532725

Through: NEAPS

To,
The Executive Director
Listing Department
Bombay Stock Exchange Limited
Floor No. 25, PJ Towers
Dalal Street
Mumbai : 400001
Symbol: "SOLARINDS EQ"

Through: BSE Listing Centre

Sub: Fact Sheet- Presentation on Audited Financial Results for the quarter and year ended on March 31, 2017.

Dear Sir/Madam,

Pursuant to Regulation 30 of the SEBI (Listing Regulations & Disclosure requirements) Regulations, 2015, we are enclosing herewith a copy of the presentation to analysts/investors on Audited Financial Results of the Company for the quarter and year ended on March 31, 2017.

The above information is also available on the website of the Company i.e.www.solargroup.com

This is for your information and record.

Kindly acknowledge the receipt of the same.

Yours truly,

For Solar Industries India Limited

(Khushboo Pasari)
Company Secretary &
Compliance Officer

Solar Industries India Limited

Encl.: As above

SOLAR

Q4FY17 Presentation

29th May, 2017

Performance

- Industry Growth: 5%
- Our Volume Growth: 13%
- Our Revenue Growth: 9%
- PAT Growth : 13%

Challenges

- Translational Loss in Overseas
- Commodity Prices Declined
- Demonetisation in India

Present Scenario

- Currency Stabilised
- Commodity Prices Stabilised
- Demonetisation Effect Neutralised

Way Ahead

- DPP 2016
- SPP kickstarted by GOI
- Strong Demand from Infrastructure Segment
- Increased Global Footprint

SAFETY

0

Reportable injury

4.25

Mn Accident Free Man Hours

QUARTERLY FINANCIALS

	Rs. In Crores				% of Net Sales			
	Q3FY17	Q4FY17	Q4FY16	% Change	Q3FY17	Q4FY17	Q4FY16	% Change
Gross Sales	446.70	481.43	447.71	7.53%				
Net Sales	413.92	442.10	411.02	7.56%				
EBIDTA	81.49	96.28	91.31	5.44%	19.69%	21.78%	22.22%	(0.44)
Interest/ Fin	6.76	6.28	5.59	12.34%	1.63%	1.42%	1.36%	0.06
Depreciation	9.48	10.06	8.54	17.80%	2.29%	2.28%	2.08%	0.20
PBT	65.25	79.94	77.18	3.58%	15.76%	18.08%	18.78%	(0.70)
Tax	15.73	23.97	31.54	(24.00%)	24.11%	29.98%	40.87%	(10.88)
MI	1.95	1.04	2.32		-	-	-	-
PAT After MI	47.52	53.97	43.38	24.41%	11.48%	12.21%	10.55%	1.65

QUARTERLY QUANTITY ANALYSIS

PACKAGED EXPLOSIVES

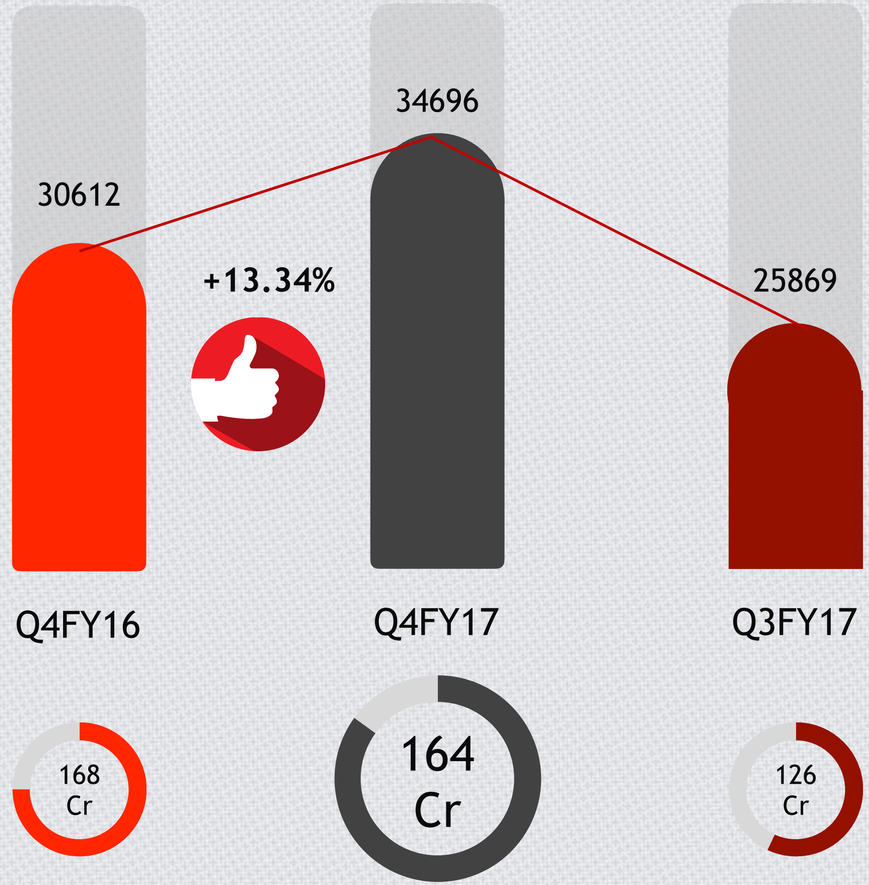

BULK EXPLOSIVES

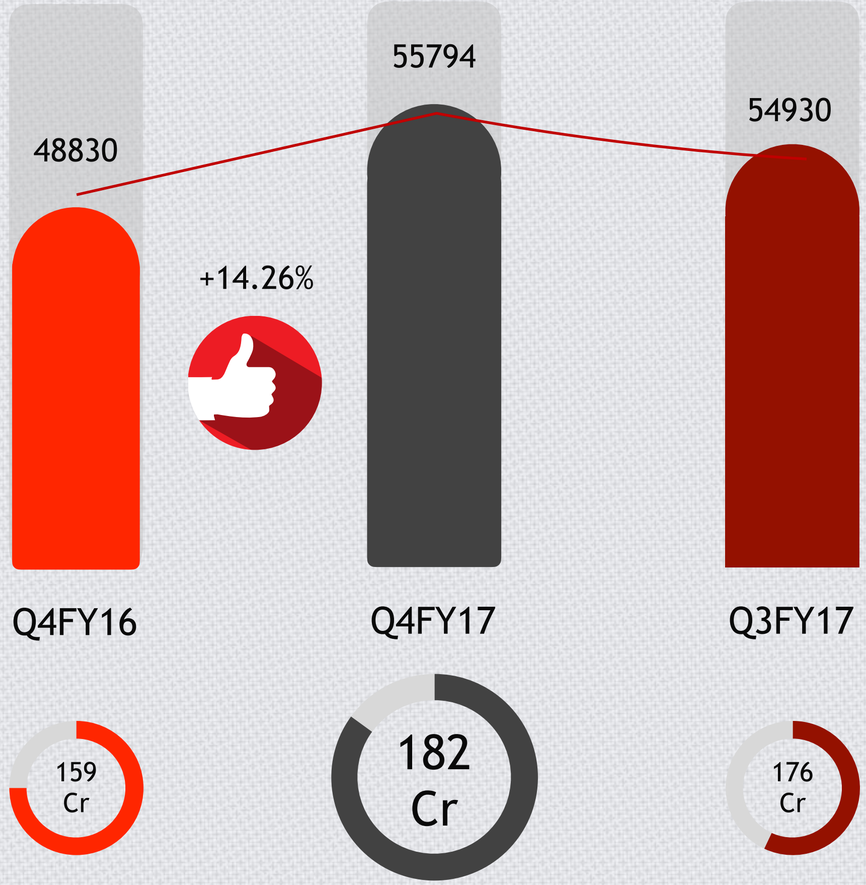

YEARLY FINANCIALS

	Rs. In Crores			% of Net Sales		
	FY17	FY16	% Change	FY17	FY16	% Change
Gross Sales	1711.28	1574.01	8.72%			
Net Sales	1579.99	1448.62	9.07%			
EBIDTA	337.10	317.50	6.17%	21.34%	21.92%	(0.58)
Interest/ Fin	26.89	20.44	31.56%	1.70%	1.41%%	0.29
Depreciation	38.74	32.82	18.04%	2.45%	2.27%%	0.19
PBT	271.47	264.24	2.74%	17.18%	18.24%	(1.06)
Tax	76.74	86.74	(11.53%)	28.27%	32.83%	(4.56)
MI	8.19	13.84		-	-	-
PAT After MI	185.44	163.66	13.31	11.74	11.30	0.44

YEARLY QUANTITY ANALYSIS

PACKAGED EXPLOSIVES

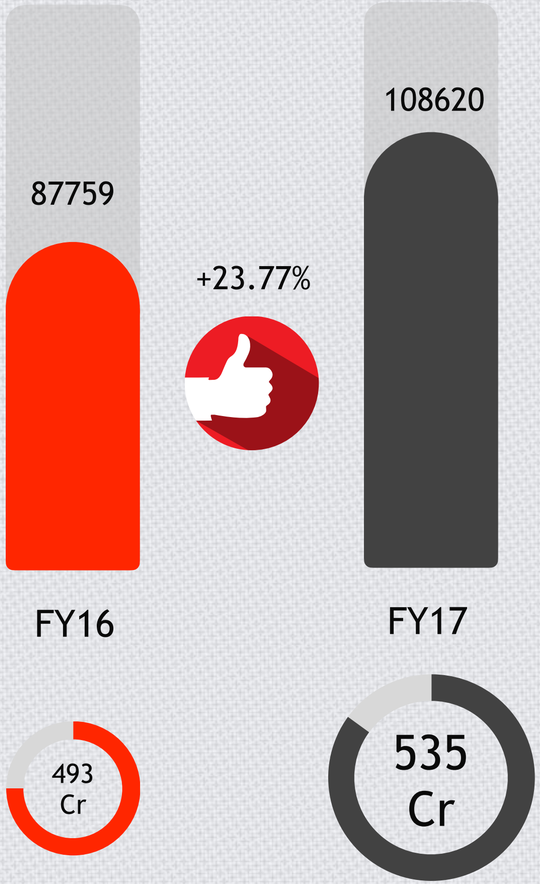

BULK EXPLOSIVES

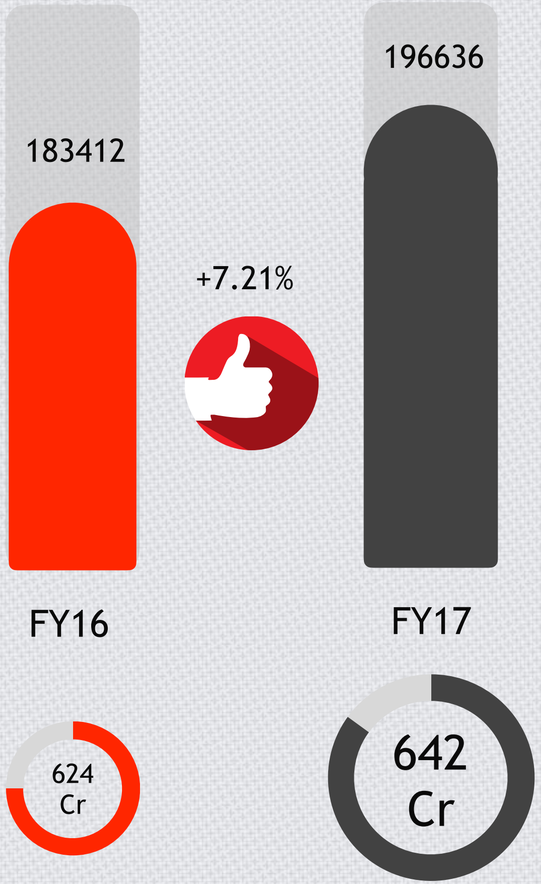

YEARLY CUSTOMER

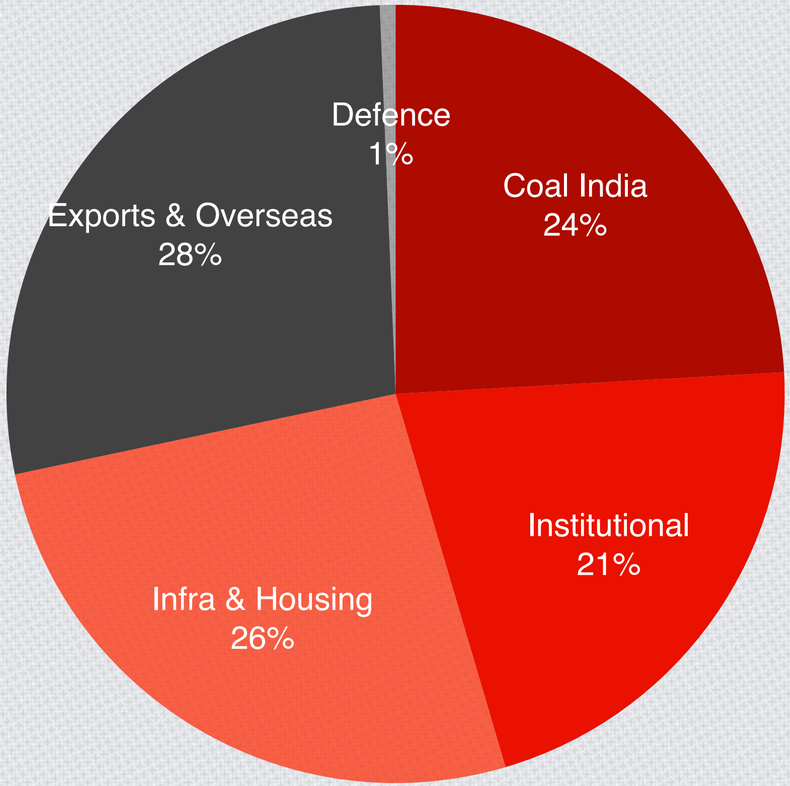

FY17

Customer	FY17	FY16	Change%
CIL	412.66	405.68	1.72%
Institutional	364.91	298.60	22.21%
Infra & Housing	449.07	402.20	11.65%
Exports & Overseas	473.52	460.56	2.81%
Defence	11.13	6.97	59.74%
Total	1711.28	1574.01	8.72%

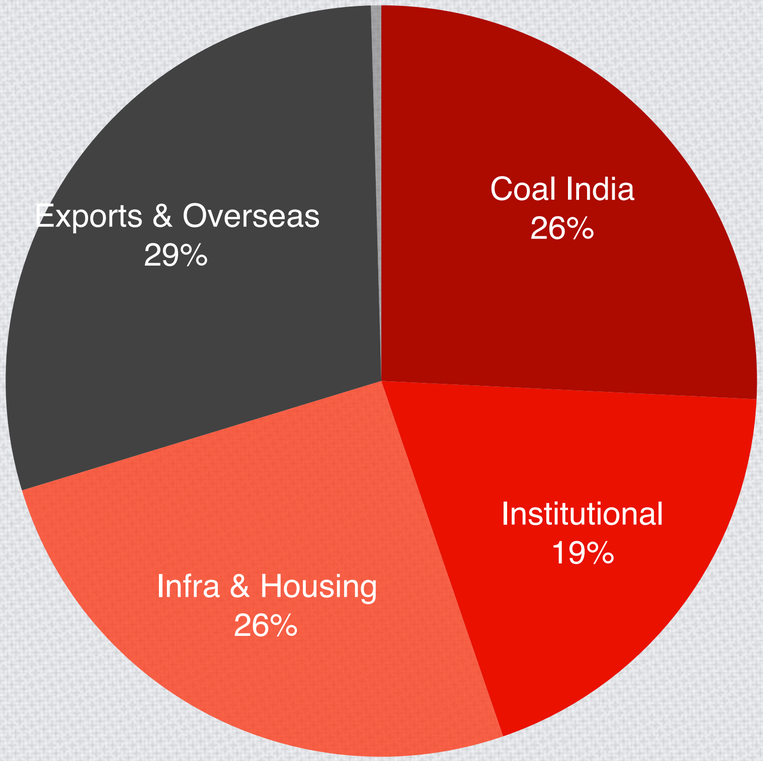

FY16

BALANCE SHEET

Particulars	FY16	FY17
Net Fixed Assets	728.18	860.62
Capital Employed	1139.08	1326.53
ROCE%	24.99%	22.49%
RONW%	20.32%	19.97%
Inventory Days	67	73
Creditor Days	45	37
Debtor Days	63	67
EPS	18.09	20.49

LOAN POSITION

FY2015-16	
Working Capital	₹186.48
Long Term	₹134.14
Total Debt	₹320.62
Cash & Investments	₹56.35
Net Debt	₹264.27

FY2016-17	
Working Capital	₹240.18
Long Term	₹147.35
Total Debt	₹387.53
Cash & Investments	₹75.68
Net Debt	₹311.85

Yearly Cost Break Up

FY17			FY16	
Employee Cost	6.60%	↑ 0.55	6.05%	Employee Cost
Material Consumed	57.37%	↓ 3.14	60.52	Material Consumed
Other Exp	15.52%	↑ 3.10	12.43%	Other Exp
Finance	1.70%	↑ 0.29	1.41%	Finance

Overseas

Overseas

Combined Sales of Turkey, Nigeria and Zambia of ₹353.68 Cr in FY17 as against ₹353.11 Cr in FY16. We maintained flat sale despite the translational foreign exchange loss of ₹117 Cr.

South Africa

Commercial production started from Q1 of the on going financial year 2017-18.

Defence

Order Book

We have received additional order of ₹40 crores, bringing the total order book to ₹140 Crs.

Sale

The FY17 sale to defence sector has been ₹11.13 Crs.

Estimated FY18 Sale

We estimate the 2017-18 year ending sale of ₹100 Crs.

CAPEX

We have done a total CAPEX of ₹194.71Cr in FY17.

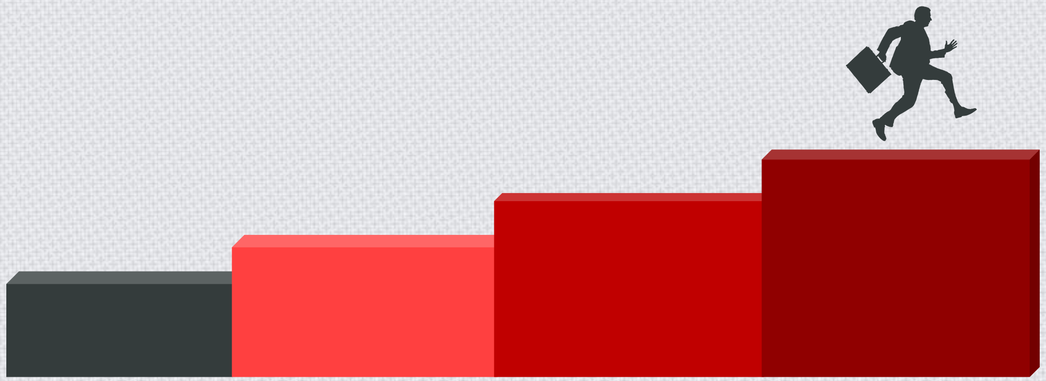

STATUTORY & REGULATORY

1. *Shareholding Pattern in compliance with Regulation 31 (1)(b).*
2. *Corporate Governance Report in compliance with Regulation 27 (2)(a).*
3. *Financial Results and the Limited Review Report as per Regulation 33.*
4. *Intimation of Board Meeting under Regulation 29(1)(a).*
5. *Status of Investor Complaints in compliance with Regulation 13 (3).No complaints were received during the quarter.*
6. *Compliance certificate to the exchange under Regulation 7(3)*
7. *Payment of Listing Fees to NSE & BSE 0for the FY 2017-18 under Regulation 14.*
8. *Payment of Custodian Fees to NSDL & CDSL for the FY 2017-18.*
9. *Compliance under Regulation 40(9) & (10) on transfer & transmission of Shares.*

STATUTORY & REGULATORY

10 *Reconciliation of Share Capital Audit Report under Regulation 55A of SEBI (Depositories & Participant Regulations, 1996).*

11 *Continual Disclosure under Regulation 30(2) of SEBI (Substantial Acquisition of Shares and Takeovers) Regulations 2011.*

12 *The Company intimated the stock exchanges that CRISIL has reaffirmed its rating on company's Short Term Borrowings and Commercial Paper and revised its credit rating on Long Term Borrowings to CRISIL AA/ Positive (Outlook revised from 'stable' and rating reaffirmed).*

13 *During the Year , company received no instances of*

- *Insider Trading*
- *Vigil mechanism*
- *Discriminatory Employment*
- *Child labour*
- *Sexual harassment*

STATUTORY & REGULATORY

14

During the year 2016-17 all the information under Regulation 46 (2) of Listing Regulations and Companies Act, 2013 has been disseminated on the Company`s website and is updated on regular basis.

15

During the year 2016-17, the company has complied with all the compliances applicable under various Acts. This was ensured by taking a Statutory Compliance Certificate from every department (Account, Finance, Taxation, Human Resource, Compliances under Explosives Act, and Secretarial & Legal).

16

Pursuant to SEBI's Prohibition of Insider Trading Regulations, 2015 the company along with its Registrar & Transfer Agent monitors the trading activities and ensures that there are no instances of Insider Trading.

SHAREHOLDING

Promoters- 73.14%

FII- 1.37%

Mutual Funds- 18.30%

Corporate- 0.63%

Public- 3.44%

Others- 3.12%

SOLAR VS SENSEX

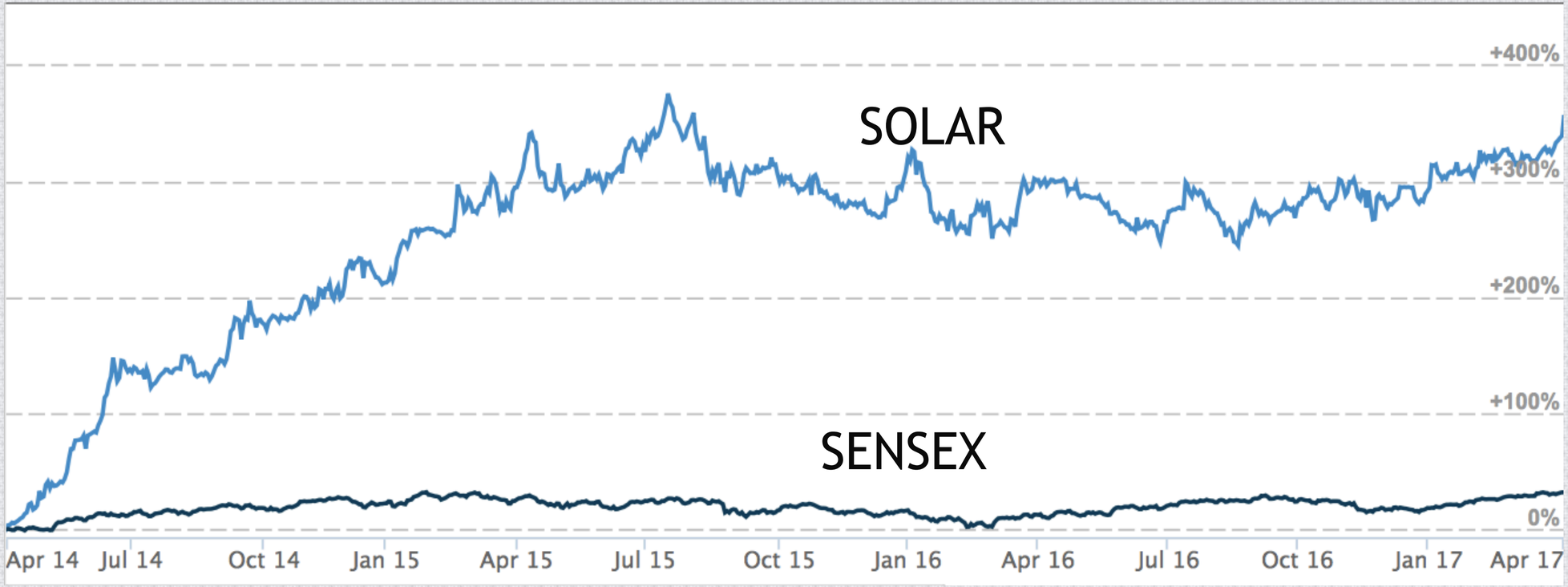

SOLAR
THANK YOU