

February 05, 2026

**The Manager - Listing
National Stock Exchange of India Limited
(Scrip Symbol: PVRINOX)**

**The Manager – Listing
BSE Limited
(Scrip Code: 532689)**

Sub: 3rd Quarter, FY 2025-26 - Investor Presentation

Dear Sir / Madam,

Please find attached presentation on Investor update for the 3rd Quarter & 9 months ended on 31st December, 2025.

This is for your information and to all concerned.

Yours sincerely,
For **PVR INOX Limited**

**Murlee Manohar Jain
SVP - Company Secretary
& Compliance Officer**

Encl: A/a.



PVR ★ INOX
February 5th, 2026

INVESTOR UPDATE
Q3 & 9M FY'26

This presentation has been prepared for general information purposes in respect of PVR INOX Limited ("Company") together with its subsidiaries and joint venture (together, with the "Company", the "Group") only, without regard to any specific objectives, suitability, financial situations and needs of any particular person and does not constitute any recommendation or form part of any offer or invitation, directly or indirectly, in any manner, or inducement to sell or issue, or any solicitation of any offer to purchase or subscribe for, any securities of the Company in any jurisdiction, nor shall it or any part of it or the fact of its distribution form the basis of, or be relied on in connection with, any contract or commitment therefor. This presentation does not solicit any action based on the material contained herein. Nothing in this presentation is intended by the Group to be construed as legal, accounting or tax advice.

This presentation has not been approved and will not or may not be reviewed or approved by any statutory or regulatory authority in India or by any Stock Exchange in India.

This presentation contains certain forward-looking statements relating to the business, financial performance, strategy and results of the Group and/ or the industry in which it operates. Forward-looking statements are statements concerning future circumstances and results, and any other statements that are not historical facts, sometimes identified by the words including, without limitation "believes", "expects", "predicts", "intends", "projects", "plans", "estimates", "aims", "foresees", "anticipates", "targets", and similar expressions. The forward-looking statements, including those cited from third party sources, contained in this presentation are based on numerous assumptions and are uncertain and subject to risks. A multitude of factors including, but not limited to, changes in demand, competition and technology, can cause actual events, performance or results to differ significantly from any anticipated development. Neither the Group nor its affiliates or advisors or representatives nor any of its or their parent or subsidiary undertakings or any such person's officers or employees guarantees that the assumptions underlying such forward-looking statements are free from errors nor does either accept any responsibility for the future accuracy of the forward-looking statements contained in this presentation or the actual occurrence of the forecasted developments. Forward-looking statements speak only as of the date of this presentation and are not guarantees of future performance. As a result, the Group expressly disclaims any obligation or undertaking to release any update or revisions to any forward-looking statements in this presentation as a result of any change in expectations or any change in events, conditions, assumptions or circumstances on which these forward looking statements are based. Given these uncertainties and other factors, viewers of this presentation are cautioned not to place undue reliance on these forward-looking statements. Certain numbers in these presentations and materials have been subject to routine rounding off and accordingly figures shown as total in tables and diagrams may not be an arithmetic aggregation of the figures that precede them.

The information contained in these presentations and materials are only current as of the dates specified herein and have not been independently verified. None of the Group, its directors, promoters or affiliates, nor any of its or their respective employees, advisers or representatives or any other person accepts any responsibility or liability whatsoever, whether arising in tort, contract or otherwise, for any errors, omissions or inaccuracies in such information or opinions or for any loss, cost or damage suffered or incurred howsoever arising, directly or indirectly, from any use of this presentation or its contents or otherwise in connection with this presentation, and makes no representation or warranty, express or implied, for the contents of this presentation including its accuracy, fairness, completeness or verification or for any other statement made or purported to be made by any of them, or on behalf of them, and nothing in this presentation or at this presentation shall be relied upon as a promise or representation in this respect, whether as to the past or the future. Past performance is not a guide for future performance. The information contained in this presentation is current, and if not stated otherwise, made as of the date of this presentation. The Group undertakes no obligation to update or revise any information in this presentation as a result of new information, future events or otherwise. Any person/ party intending to provide finance/ invest in the shares/ businesses of the Group shall do so after seeking their own professional advice and after carrying out their own due diligence procedure to ensure that they are making an informed decision.

This presentation is not a prospectus, a statement in lieu of a prospectus, an offering circular, an advertisement or an offer document under the Companies Act, 2013, as amended, the Securities and Exchange Board of India (Issue of Capital and Disclosure Requirements) Regulations, 2018, as amended, or any other applicable law in India.

This presentation is strictly confidential and may not be copied or disseminated, reproduced, re-circulated, re-distributed, published or advertised in any media, website or otherwise, in whole or in part, and in any manner or for any purpose. Any unauthorized use, disclosure or public dissemination of information contained herein is prohibited. No person is authorized to give any information or to make any representation not contained in or inconsistent with this presentation and if given or made, such information or representation must not be relied upon as having been authorized by any person. Failure to comply with this restriction may constitute a violation of the applicable securities laws. Accordingly, any persons in possession of the aforesaid should inform themselves about and observe any such restrictions. By reviewing this presentation, you agree to be bound by the foregoing limitations. You may not repackage or sell the presentation. Information contained in a presentation hosted or promoted by the Group is provided “as is” without warranty of any kind, either expressed or implied, including any warranty of fitness for a particular purpose.

By accessing this presentation, you accept this disclaimer and any claims arising out of or in connection with this presentation shall be governed by the laws of India and only the courts in Gurugram, India, and no other courts shall have jurisdiction over the same.

01	KEY HIGHLIGHTS	5
02	INDUSTRY BOX OFFICE UPDATE	7
03	RESULT SUMMARY	15
04	SCREEN GROWTH UPDATE	26
05	CONTENT PIPELINE	30

KEY FINANCIAL HIGHLIGHTS

PVR INOX

(INR Mn)	REVENUE & GROWTH%	EBITDA & EBITDA%	PAT & PAT %
Q3,FY'26 Q3,FY'25	19,077 17,388 +9.7%	3,435⁽¹⁾ 18.0% 2,583 14.9%	1,149 6.0% 681 3.9%
9M,FY'26 9M,FY'25	52,388 45,893 +14.2%	7,849⁽¹⁾ 15.0% 4,453 9.7%	2,078 4.0% -460 NM

HIGHEST 9M YTD REVENUE, EBITDA & PAT POST PANDEMIC

Note: Above financial numbers are after excluding the impact of Ind AS 116 - 'Leases'

(1) EBITDA excludes one time impact of provision of INR 446 mn towards implementation of New Labour Codes applicable from 21st Nov 2025

KEY OPERATING HIGHLIGHTS

PVRINOX

ADMITS (Mn)

ATP (INR)

SPH (INR)

Q3,FY'26



40.5

+8.6%

37.3

293

+4.1%

281

146

+4.2%

140

Q3,FY'25

9M,FY'26



119.0

+11.8%

106.4

271

+4.5%

259

143

+4.1%

137

9M,FY'25

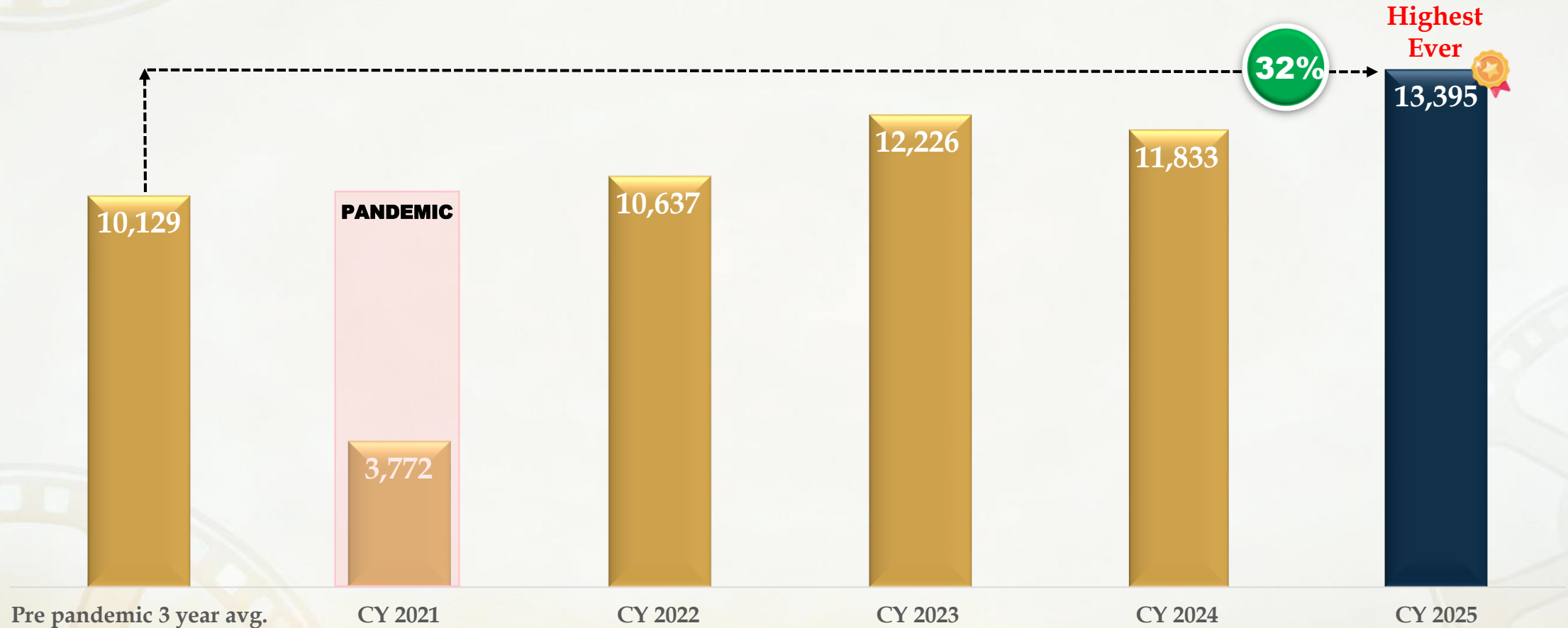
HIGHEST 9M YTD ADMITS, ATP & SPH POST PANDEMIC



INDUSTRY BOX OFFICE UPDATE

2025 RECORDED HIGHEST EVER BOX OFFICE COLLECTION **PVR INOX**

INDIA BOX OFFICE COLLECTION (INR CR)



Source: Ormax Media

CY 2025 India Box Office is 32% higher than Pre Pandemic Box Office

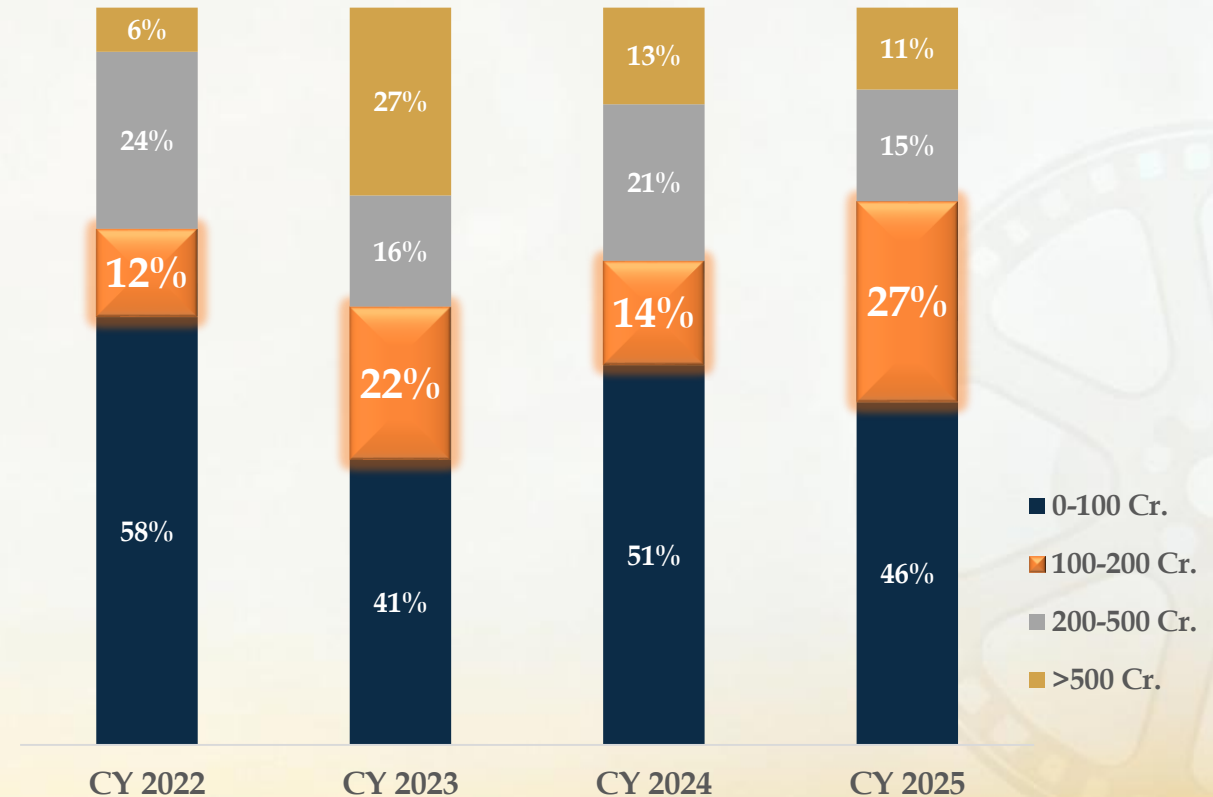
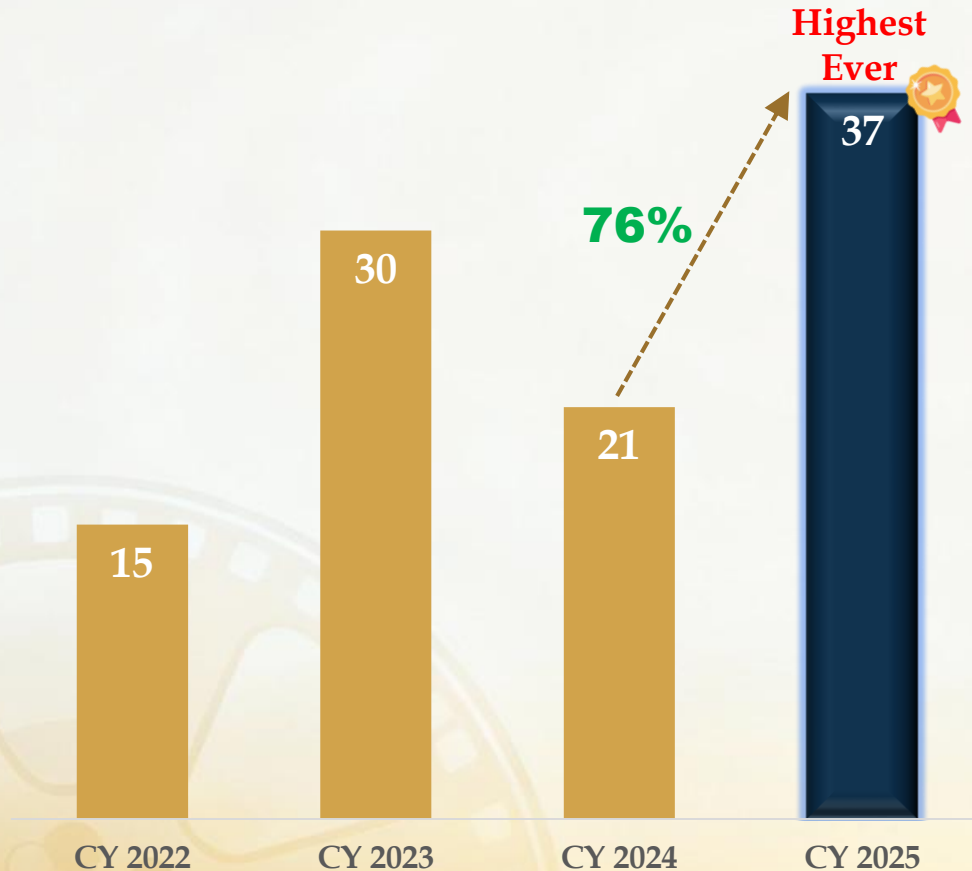
WITH BROAD BASED THEATRICAL STRENGTH

HIGHEST NUMBER OF 100 CR FILMS

100-200 CR MOVIES POWER A MORE BALANCED BOX OFFICE

No. of Films >100 Cr.

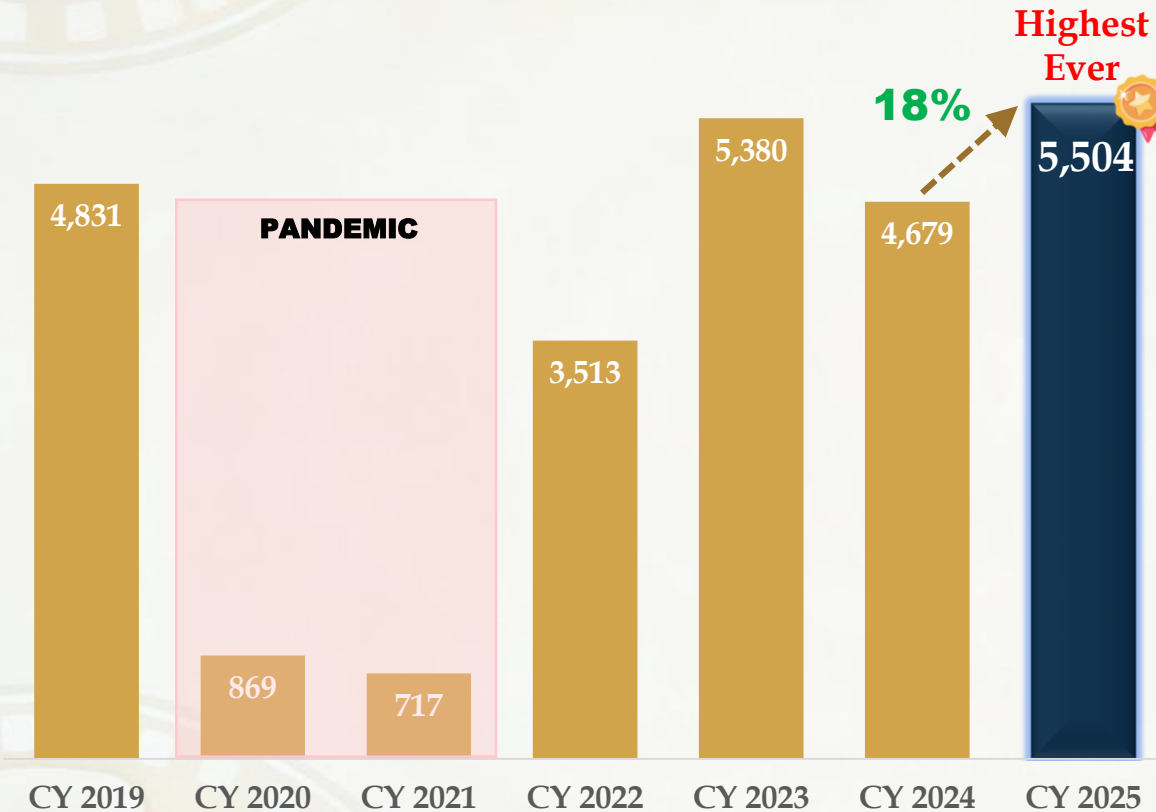
Share of Total GBOC Across Buckets




BOLLYWOOD BOX OFFICE DELIVERS A BREAKOUT 2025

PVR INOX

HINDI GBOC (INR CR)



2025 BLOCKBUSTER MOVIES

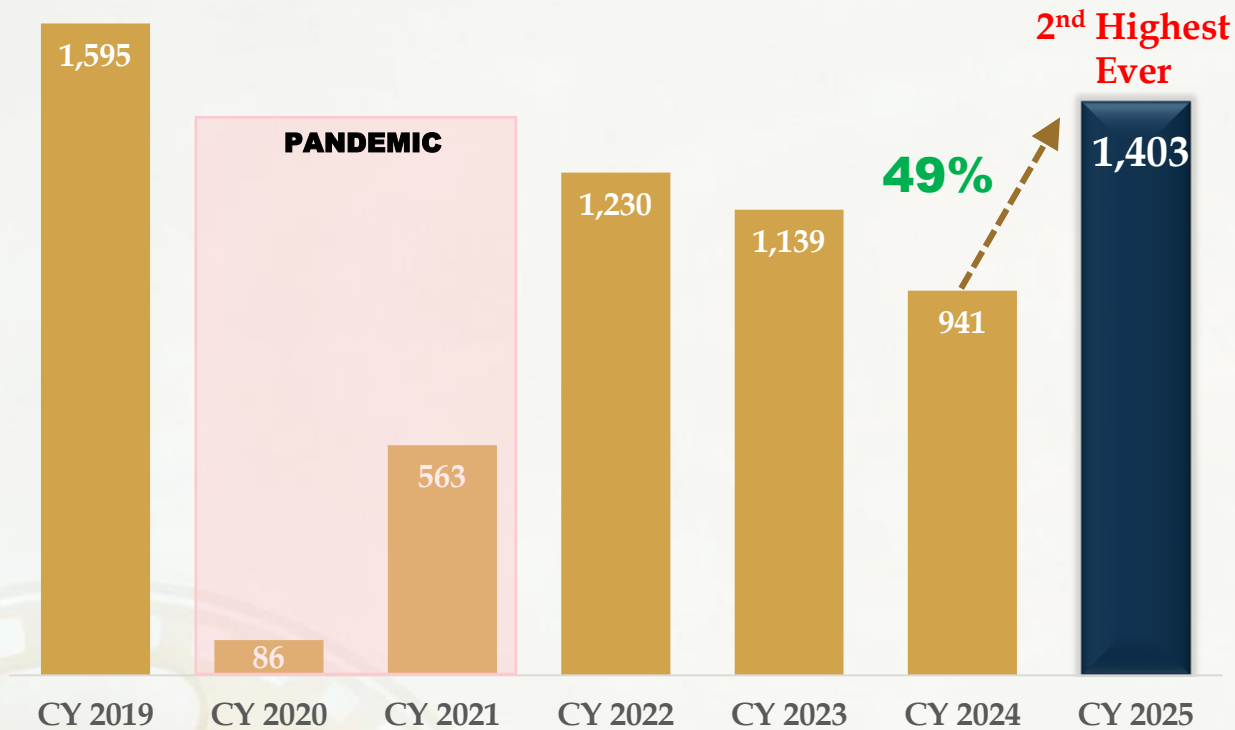


- Hindi Originals dominated with 59% YoY Growth
- Aided by Healthier Genre Mix & Consistent Release Slate

HOLLYWOOD SEES THE BEST YEAR POST PANDEMIC

PVRINOX

HOLLYWOOD GBOC (INR CR)



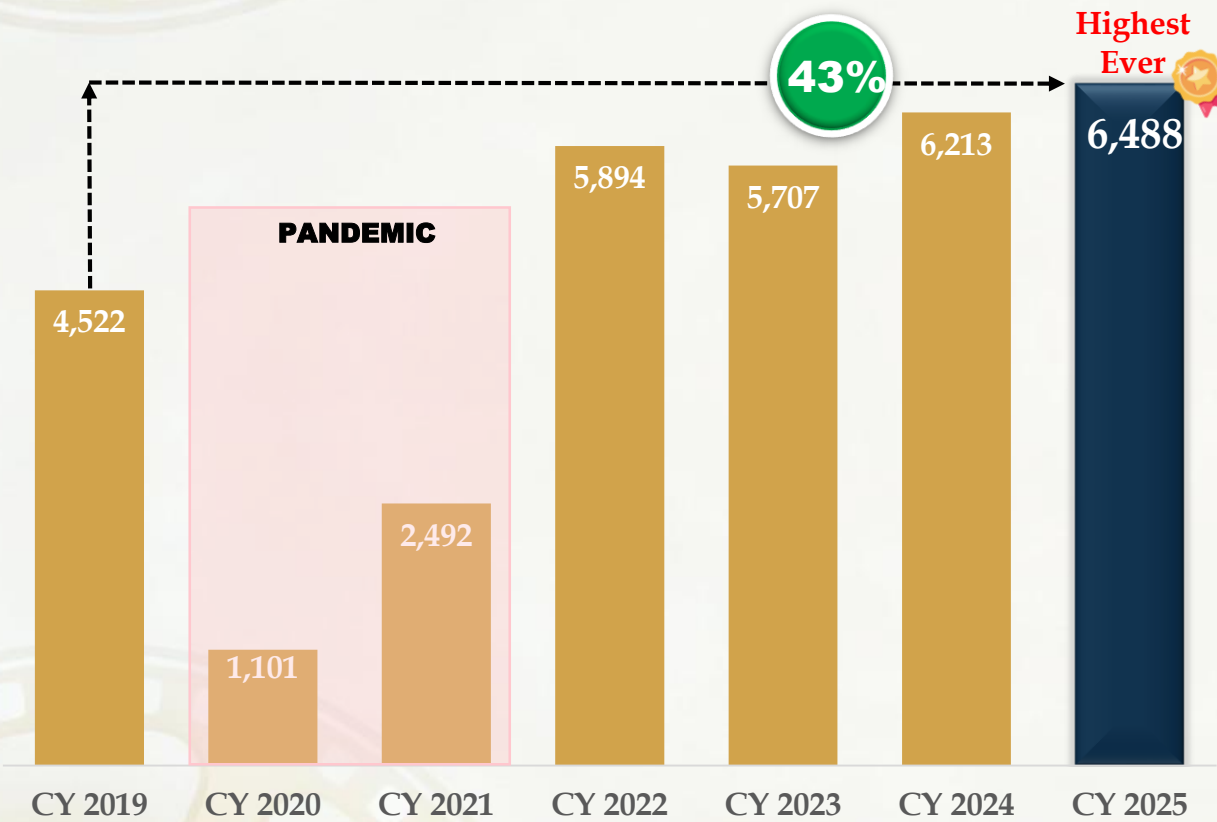
- **Franchise Films & Spectacle Driven Titles Boosted Performance**
- **Steady Flow of Releases made it the 2nd Best Year Ever**

RECORD 100 CR+ MOVIES IN 2025



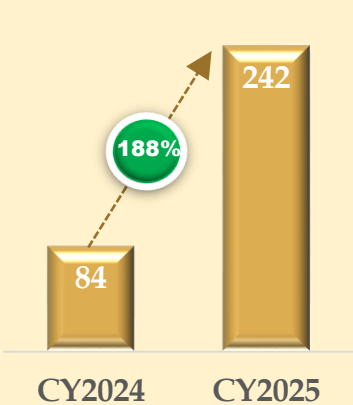
REGIONAL FILMS PERFORM CONSISTENTLY, WITH SELECT LANGUAGE TAILWINDS

REGIONAL GBOC (INR CR)

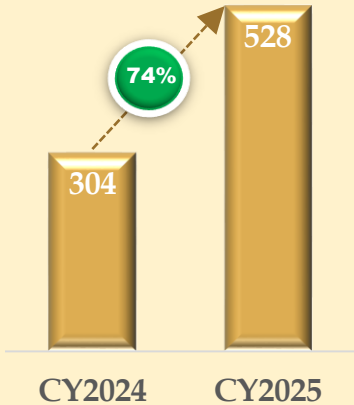


Regional delivers the Highest Box Office Ever

GUJARATI

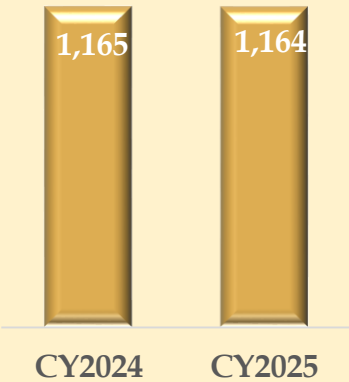


KANNADA



Strong growth in Kannada & Gujarati (best ever year)

MALAYALAM



Malayalam crosses 1,000 crs, 2nd time in a row

2026 EXPECTED TO BE BIGGER THAN 2025

PVR INOX

BOLLYWOOD



2026 EXPECTED TO BE BIGGER THAN 2025

PVRINOX

HOLLYWOOD



REGIONAL



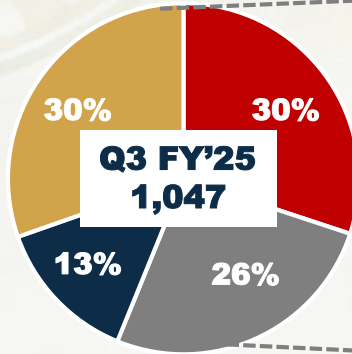


RESULTS UPDATE

Q3 DELIVERS STRONG BOX OFFICE GROWTH

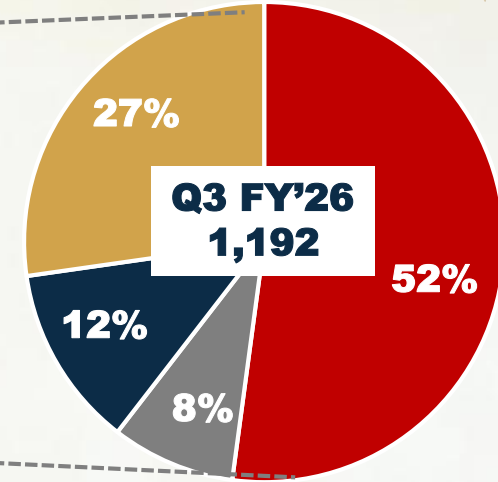
PVR INOX

PVRINOX
GBOC
(INR Cr.)



+14% YoY Growth

■ Hindi ■ Hindi Dubbed ■ English ■ Regional



PUSHPA 2 (All Languages)

321 | 1,364



BHOOL BHULAIYA 3

109 | 310



SINGHAM AGAIN

107 | 296



MUFASA

56 | 121



AMARAN (Tamil)

41 | 255



VETTAIAN (Tamil)

25 | 168



DHURANDHAR

328 | 844



KANTARA 2 (All Languages)

207 | 724



AVATAR 3

83 | 172



THAMMA

59 | 153



TERE ISHQ MEIN

49 | 129

STRENGTHENING F&B AS A KEY REVENUE DRIVER

PVR INOX

(INR Mn)

F&B NET REVENUE



INITIATIVES TO BOOST REVENUE

1.

New In-house Brands Across Diverse Cuisines



2.

Weekday Offers



3.

PVR CAFÉ to Drive Out of Cinema Sales



On track to achieve 2,000+ crore F&B Revenue in FY'26

RESULT SUMMARY (CONSOL) – Q3, FY'26 vs Q3, FY'25

Particulars (INR Mn)	Q3, FY'26			Q3, FY'25		
	Reported	Ind-AS 116 Impact	Ind-AS 116 Adjusted	Reported	Ind-AS 116 Impact	Ind-AS 116 Adjusted
Total Income	19,196	119	19,077	17,591	203	17,388
Expenses	12,575	-3,067	15,642	11,896	-2,909	14,805
EBITDA	6,621	3,186	3,435	5,695	3,112	2,583
EBITDA Margin	34.5%		18.0%	32.4%		14.9%
Depreciation & Amortization	3,172	2,010	1,162	3,201	2,007	1,194
EBIT	3,449	1,176	2,273	2,494	1,105	1,389
Finance Costs	1,809	1,437	372	2,031	1,541	490
Share in net loss of JV	-1		-1	-1		-1
PBT before Exceptional Item	1,639	-261	1,900	462	-436	898
Exceptional Item ⁽¹⁾	-446		-446	0		0
PBT after Exceptional Item	1,193	-261	1,454	462	-436	898
Corporate Tax	239	-66	305	107	-110	217
PAT	954	-195	1,149	355	-326	681
PAT Margin	5.0%		6.0%	2.0%		3.9%
EPS - Basic (INR)	9.75		11.74	3.66		7.03
EPS - Diluted (INR)	9.70		11.69	3.66		7.03

(1) One time impact of provision of INR 446 mn towards implementation of New Labour Codes applicable from 21st Nov 2025

RESULT SUMMARY (CONSOL) – 9M, FY'26 vs 9M, FY'25

Particulars (INR Mn)	9M, FY'26			9M, FY'25		
	Reported	Ind-AS 116 Impact	Ind-AS 116 Adjusted	Reported	Ind-AS 116 Impact	Ind-AS 116 Adjusted
Total Income	52,800	412	52,388	46,424	531	45,893
Expenses	35,406	-9,133	44,539	32,716	-8,724	41,440
EBITDA	17,394	9,545	7,849	13,708	9,255	4,453
EBITDA Margin	32.9%		15.0%	29.5%		9.7%
Depreciation & Amortization	9,424	5,982	3,442	9,637	6,013	3,624
EBIT	7,970	3,563	4,407	4,071	3,242	829
Finance Costs	5,606	4,384	1,222	6,136	4,706	1,430
Share in net loss of JV	-4		-4	-1		-1
PBT before Exceptional Item	2,360	-821	3,181	-2,066	-1,464	-602
Exceptional Item ⁽¹⁾	-446		-446	0		0
PBT after Exceptional Item	1,914	-821	2,735	-2,066	-1,464	-602
Corporate Tax	450	-207	657	-510	-368	-142
PAT	1,464	-614	2,078	-1,556	-1,096	-460
PAT Margin	2.8%		4.0%	-3.4%		-1.0%
EPS - Basic (INR)	15.01		21.31	-15.75		-4.66
EPS - Diluted (INR)	14.95		21.22	-15.75		-4.66

(1) One time impact of provision of INR 446 mn towards implementation of New Labour Codes applicable from 21st Nov 2025

KEY OPERATING NUMBERS

Particulars	Units	Q3, FY'26			Q3, FY'25			9M, FY'26			9M, FY'25		
<u>Operating Numbers</u>		Reported (A)	Reported (B)	YoY Change (%) (A / B-1)	Reported (A)	Reported (B)	YoY Change (%) (A / B-1)	Reported (A)	Reported (B)	YoY Change (%) (A / B-1)	Reported (A)	Reported (B)	YoY Change (%) (A / B-1)
Cinema Count <i>(at the end of period)</i> ⁽¹⁾		356	354	0.6%				356	354	0.6%			
Screen Count <i>(at the end of period)</i> ⁽¹⁾		1,774	1,745	1.7%				1,774	1,745	1.7%			
Weighted Average Screens ⁽²⁾		1,701	1,705	-0.2%				1,697	1,705	-0.5%			
Admits	Mns	40.5	37.3	8.6%				119.0	106.4	11.8%			
Occupancy	%	28.5%	25.7%	277 bps				26.6%	23.9%	270 bps			
Avg. Ticket Price (ATP)	INR	293	281	4.1%				271	259	4.5%			
F&B Spend per Head (SPH)	INR	146	140	4.2%				143	137	4.1%			

(1) Includes 67 management screens across 18 cinemas which are managed under a 'Management fee' model. The above table excludes Operating KPIs of management properties

(2) Weighted average screens has been calculated basis the actual no. of days of operations of each cinema during the period, excluding 67 management screens across 18 cinemas

REVENUE ANALYSIS

Particulars (INR Mn)	Q3, FY'26			Q3, FY'25		
Weighted Average Screens ⁽¹⁾	1,701	1,705	-0.2%	1,697	1,705	-0.5%
<u>Financials</u>	<i>Reported</i> (A)	<i>Reported</i> (B)	<i>YoY Change (%)</i> (A / B-1)	<i>Reported</i> (A)	<i>Reported</i> (B)	<i>YoY Change (%)</i> (A / B-1)
Sale of Movie Tickets	10,056	8,791	14.4%	27,116	23,102	17.4%
Sale of Food & Beverages	5,938	5,209	14.0%	16,794	14,459	16.1%
Advertisement Income	1,180	1,486	-20.6%	3,532	3,513	0.5%
Convenience Fees	674	581	16.0%	1,831	1,669	9.7%
Other Operating Income	950	1,106	-14.1%	2,446	2,558	-4.4%
Other Income	279	215	29.8%	669	592	13.0%
Total Income	19,077	17,388	9.7%	52,388	45,893	14.2%

(1) Weighted average screens has been calculated basis the actual no. of days of operations of each cinema during the period, excluding 67 management screens across 18 cinemas

(2) Decrease in Other operating income due to decrease in Income from Film Distribution to INR 683 mn in Q3 FY'26 (De De Pyaar De 2, Thama) from INR 904 mn in Q3 FY'25 (Singham Again)

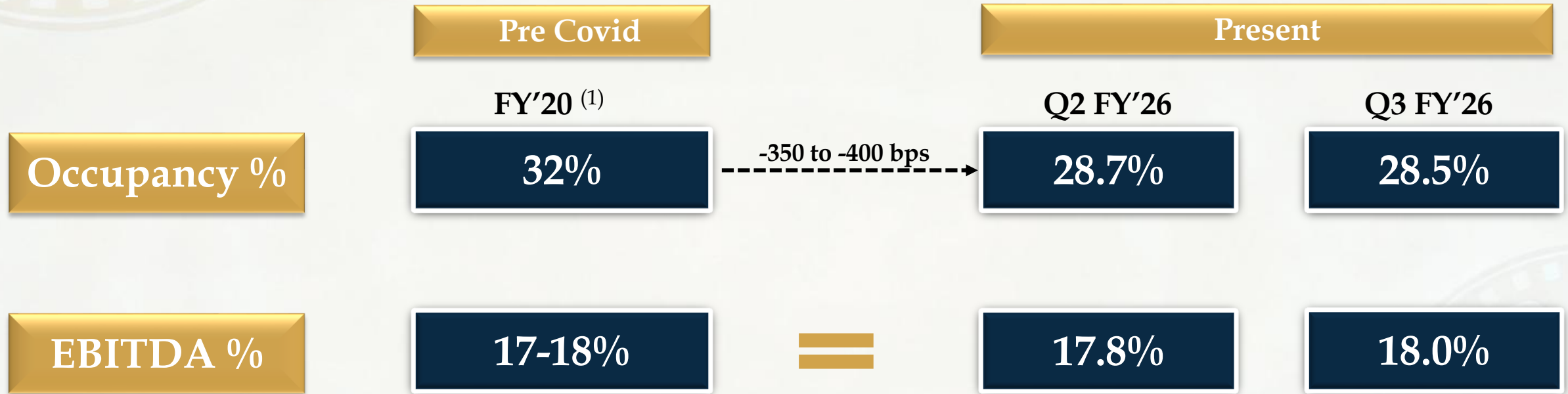
EXPENSE ANALYSIS – CONSOLIDATED

Particulars (INR Mn)	Q3, FY'26	Q3, FY'25		9M, FY'26	9M, FY'25	
Weighted Average Screens ⁽¹⁾	1,701	1,705	-0.2%	1,697	1,705	-0.5%
<u>Variable Cost</u>	<i>Reported (A)</i>	<i>Reported (B)</i>	<i>YoY Change (%) (A / B-1)</i>	<i>Reported (A)</i>	<i>Reported (B)</i>	<i>YoY Change (%) (A / B-1)</i>
FHC (%)	44.8%	46.4%	-158 bps	45.4%	45.2%	20 bps
COGS (%)	22.6%	24.9%	-234 bps	22.5%	24.8%	-234 bps
<u>Fixed Cost</u>						
Rent	3,333	3,145	6.0%	9,795	9,302	5.3%
CAM	959	929	3.2%	2,818	2,729	3.3%
Personnel	1,922	1,740	10.5%	5,574	5,156	8.1%
Electricity & Water / Utilities	919	955	-3.8%	2,992	3,113	-3.9%
Other Expenses ex Movie Dist., Print ⁽³⁾	2,057	1,848	11.3%	5,829	5,511	5.8%
Total Fixed Expenses(ex Movie Distribution)	9,190	8,617	6.6%	27,008	25,811	4.6%
Movie Dist., Print charges ⁽²⁾	1,013	1,299	-22.0%	2,536	2,697	-6.0%
Total Fixed Expenses (including Movie Dist.)	10,203	9,916	2.9%	29,544	28,508	3.6%

(1) Weighted average screens has been calculated basis the actual no. of days of operations of each cinema during the period, excluding 67 management screens across 18 cinemas

(2) Expenses relating to Distribution of movie

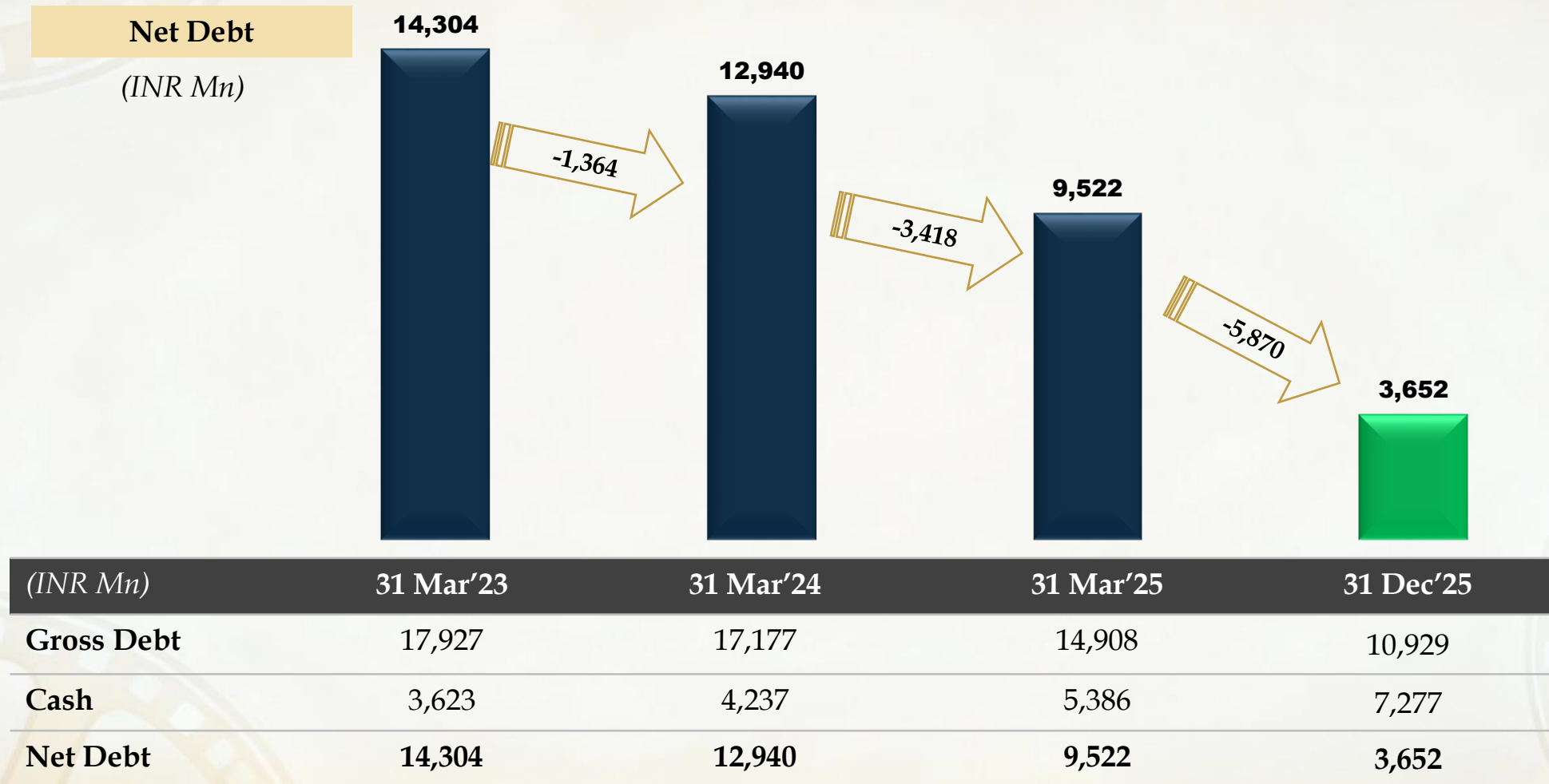
(3) Excluding certain non-recurring legal costs, the increase in other expenses would be 8.9% in Q3 FY'26 and 4.3% in 9M FY'26



Structural Improvement & Profitability driven by Merger Synergies and Cost Control

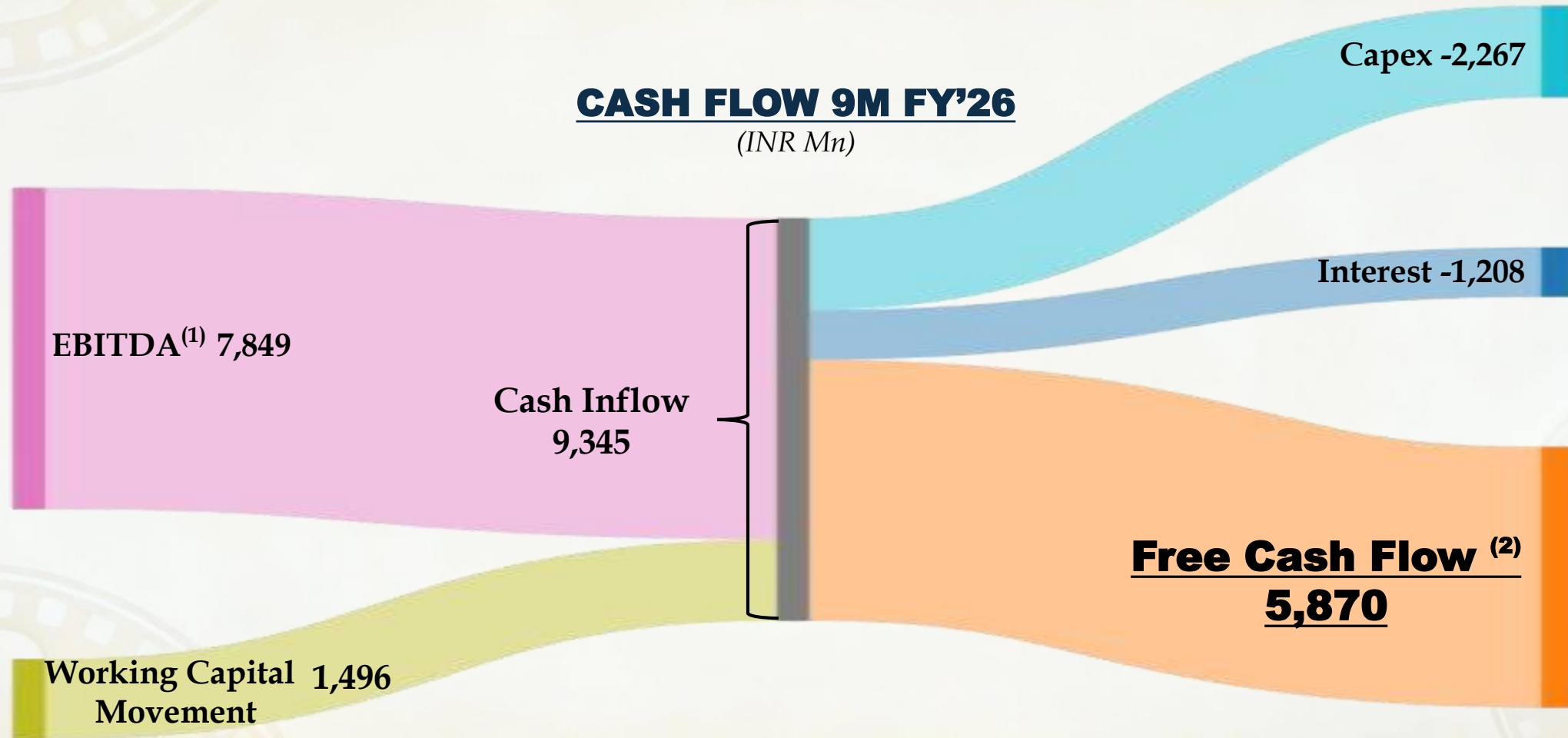
(1) Figures for FY'20 are Proforma for PVR & INOX combined

STRENGTHENED BALANCE SHEET THROUGH DEBT REDUCTION PVR INOX



- Cash proceeds of INR 2,268 million from the sale of Zea Maize in January 2026 will further reduce the net debt.

Accelerating Towards Negligible Net Debt Level



Robust Operating Cash Flows and reduced Capex intensity driving Strong Free Cash Generation

(1) Pre-IndAS 116 EBITDA

(2) Free Cash Flow has been calculated before changes in debt & equity



SCREEN GROWTH UPDATE

SCREEN GROWTH UPDATE

#	CINEMAS OPENED IN Q1 FY'26	MODEL	OPENING DATE	SCREENS
1.	PVR ELAN MIRACLE 84, GURGAON	LEASE	25-APR-25	6
2.	PVR ZORA MALL, RAIPUR	FOCO	25-APR-25	5
3.	PVR KA MALL, JABALPUR	FOCO	30-APR-25	4
4.	PVR DIRECTOR'S CUT, MALL OF INDIA, NOIDA ⁽¹⁾	ASSET LIGHT	2-MAY-25	5
NEW SCREENS OPENED IN Q1 FY'26				20

(1) 5 DIRECTOR'S CUT SCREENS WERE ADDED TO OUR EXISTING CINEMA IN MALL OF INDIA, NOIDA

#	CINEMAS OPENED IN Q2 FY'26	MODEL	OPENING DATE	SCREENS
5.	INOX SMR VINAY METRO MALL, HYDERABAD	LEASE	4-JUL-25	4
6.	INOX OBEROI SKY CITY, BORIVALI, MUMBAI	LEASE	14-AUG-25	10
7.	INOX M5 E-CITY, BENGALURU	LEASE	15-AUG-25	8
NEW SCREENS OPENED IN Q2 FY'26				22

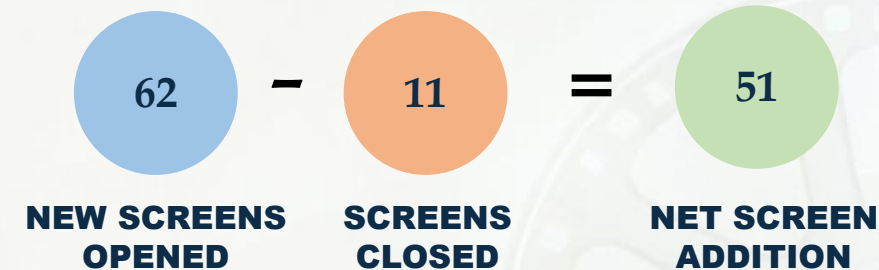
#	CINEMAS OPENED IN Q3 FY'26	MODEL	OPENING DATE	SCREENS
8.	INOX ML ACROPOLIS MALL, SILIGURI	FOCO	15-OCT-25	4
9.	PVR WEST POINT, GANGTOK SIKKIM	FOCO	24-OCT-25	3
10.	PVR ELEGANTE MALL, NSP PITAMPURA, NEW DELHI	ASSET LIGHT	20-NOV-25	6
11.	PVR INORBIT CYBERABAD, HYDERABAD ⁽²⁾	LEASED	12-DEC-25	5
12.	PVR LEH, J & K	FOCO	20-DEC-25	2
NEW SCREENS OPENED IN Q3 FY'26				20

(2) 5 SCREENS WERE ADDED TO OUR EXISTING CINEMA IN INORBIT HYDERABAD

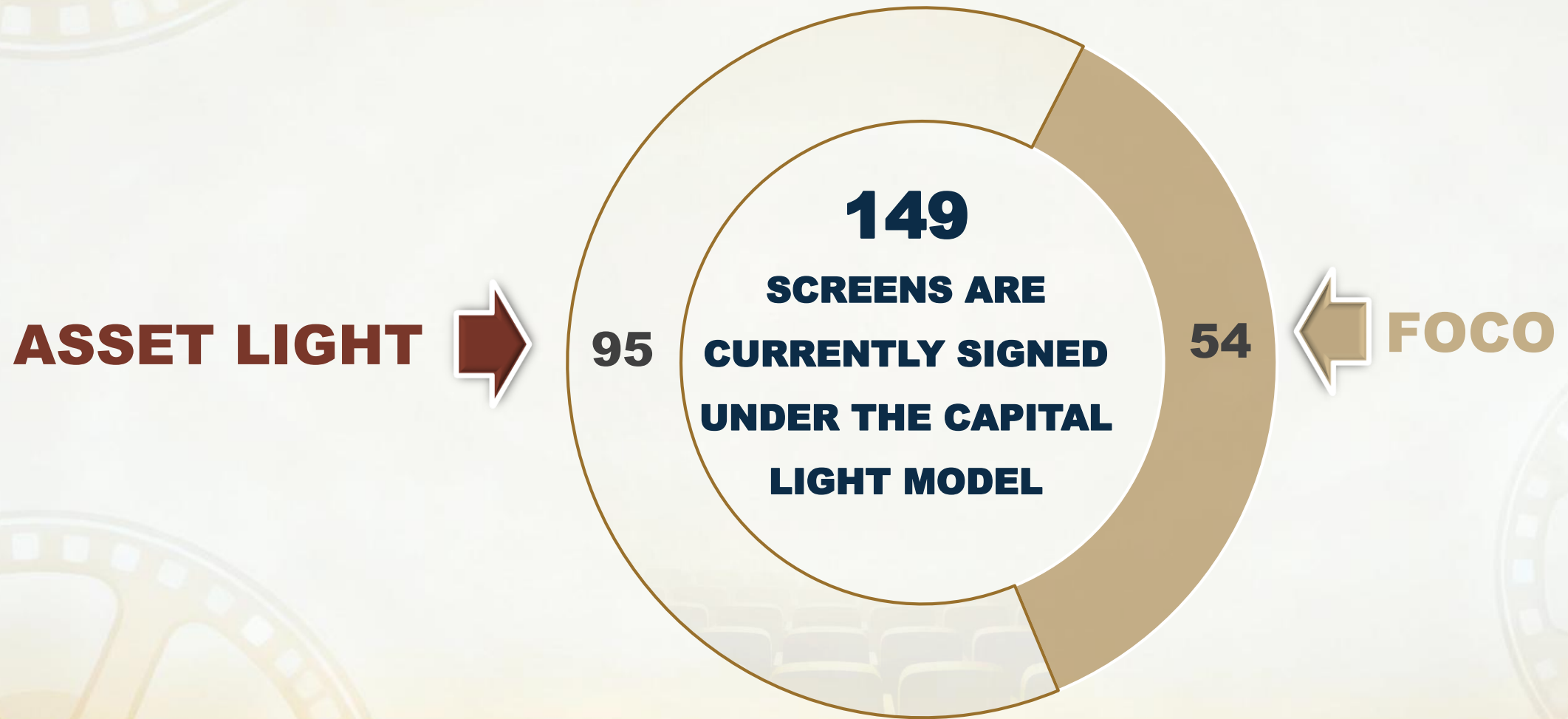
9 SCREENS AT LAKESHORE MALL, HYDERABAD WERE ADDED ON 23RD JAN'26

8 SCREENS AT ODEON HYDERABAD WERE ADDED ON 4TH FEB'26

NET SCREEN ADDITION – 9M FY'26

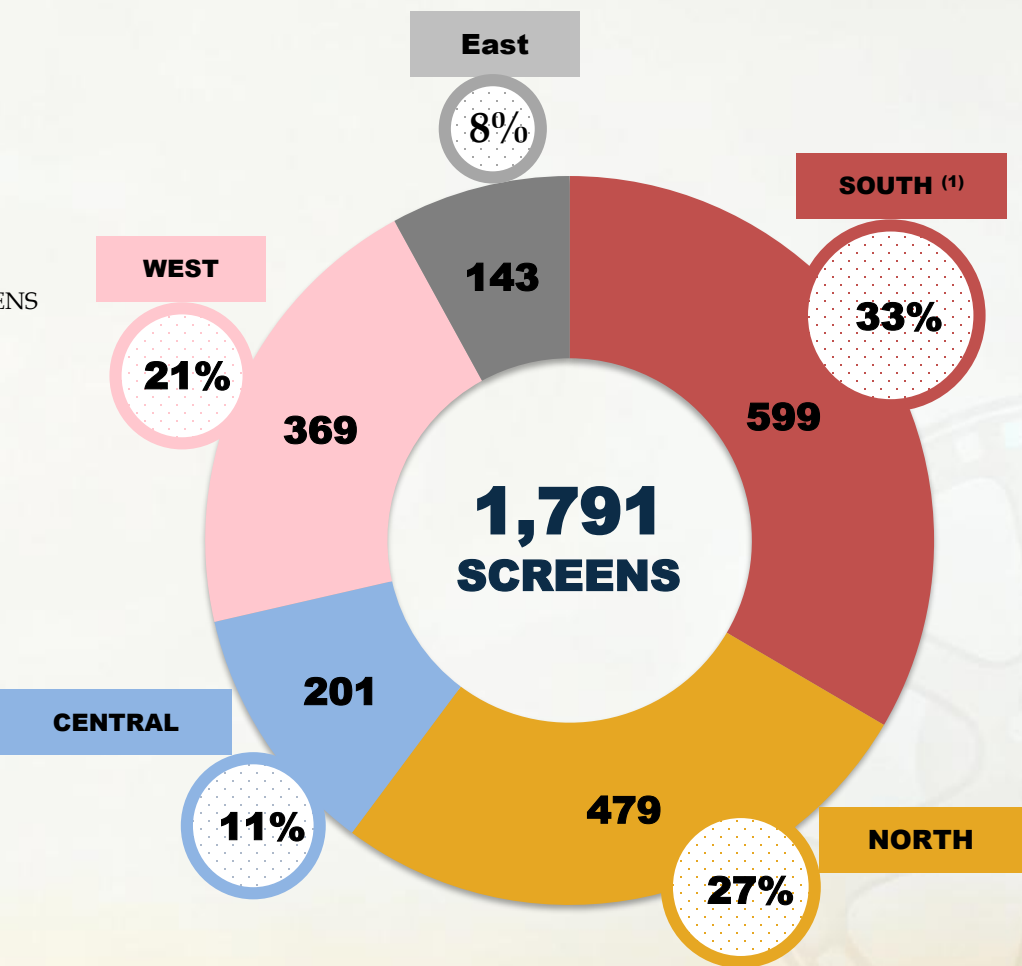
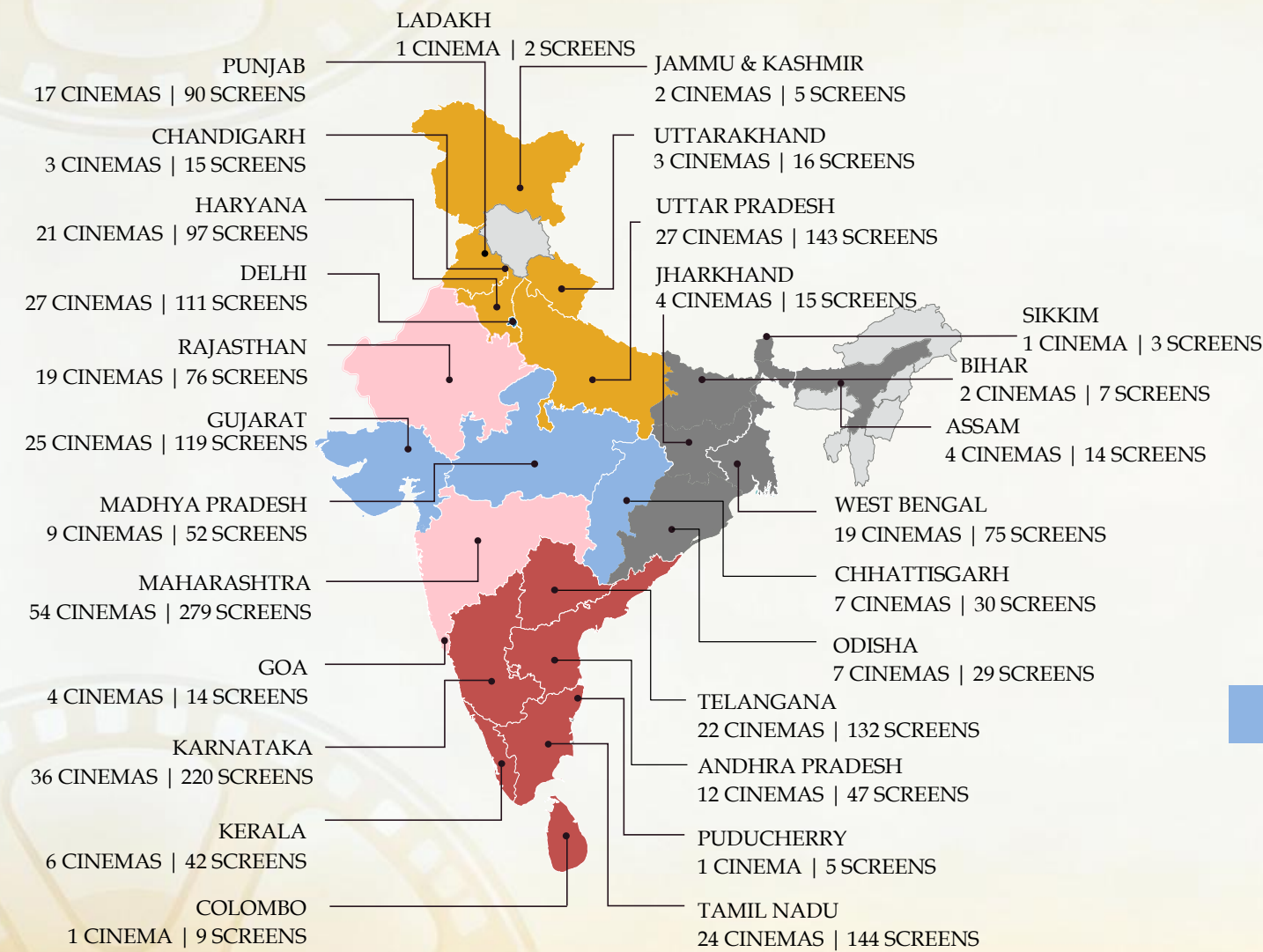


On Track to Open 90 - 100 New Screens in FY'26



DIVERSIFIED NETWORK OF 1,791 SCREENS IN 112 CITIES

PVRINOX



INCLUDES 18 MANAGEMENT PROPERTIES WITH 67 SCREENS
MAP NOT TO SCALE, SCREEN PORTFOLIO AS ON DATE
(1) SOUTH INCLUDES SRI LANKA



CONTENT LINEUP



TU YAA MAIN

CAST
SHANAYA KAPOOR,
ADARSH GOURAV

DIRECTOR
BEJOY NAMBIAR

HINDI

13TH FEB'2026



O' ROMEO

CAST
SHAHID KAPOOR ,
TRIPTI DIMRI,
NANA PATEKAR,
RANDEEP HOODA,
DISHA PATANI,
DIA MIRZA

DIRECTOR
VISHAL BHARDWAJ

HINDI

13TH FEB'2026



BAMBUKAT 2

CAST
AMMY VIRK,
BINNU DHILLON,
SIMI CHAHAL,
GURPREET GUGGI,
KARAMJIT ANMOL

DIRECTOR
PANKAJ BATRA

PUNJABI

20TH FEB'2026



DO DEEWANE SEHER MEIN

CAST
SIDDHANT CHATURVEDI,
MRUNAL THAKUR

DIRECTOR
RAVI UDYAWAR

HINDI

20TH FEB'2026




THE KERALA STORY 2

CAST
ULKA GUPTA,
ADITI BHATIA,
AISHWARYA OJHA

DIRECTOR
KAMAKHAYA
NARAYAN SINGH

HINDI

27TH FEB'2026



THE BRIDE

CAST
JESSIE BUCKLEY,
CHRISTIAN BALE,
ANNETTE BENING,
PENELOPE CRUZ

DIRECTOR
MAGGIE GYLLENHAAL

ENGLISH

06TH MAR'2026



DHURANDHAR - THE REVENGE

CAST
RANVEER SINGH,
SANJAY DUTT,
ARJUN RAMPAL,

DIRECTOR
ADITYA DHAR

**HINDI, TAMIL,
TELUGU, KANNADA,
MALAYALAM**

19TH MAR'2026



TOXIC

CAST
YASH,
KIARA ADVANI,
HUMA QURESHI,
NAYANTHARA

DIRECTOR
GEETHU MOHANDAS

**KANNADA, HINDI,
TAMIL, TELUGU,
MALAYALAM**

19TH MAR'2026



PROJECT HAIL MARY- IMAX, 4DX, SCREEN-X, ICE

CAST
RYAN GOSLING,
MILANA,
SANDRA HULLER

DIRECTOR
PHIL LORD

**ENGLISH, HINDI,
TAMIL, TELUGU**

20TH MAR'2026



USTAAD BHAGAT SINGH

CAST
PAWAN KALYAN,
SREELEELA

DIRECTOR
HARISH SHANKAR

TELUGU

26TH MAR'2026



DRISHYAM 3

CAST
MOHANLAL,
MEENA,
SIDDIQUE

DIRECTOR
JEETHU JOSEPH

MALAYALAM

02ND APR'2026



SWAYAMBHU

CAST
NIKHIL SIDDARTHA,
NABHA NATESH,
SAMYUKTHA MENON

DIRECTOR
BHARAT
KRISHNAMACHARI

TELUGU

10TH APR'2026




DACOIT: A LOVE STORY

CAST
ADIVI SESH,
MRUNAL THAKUR,
ANURAG KASHYUP

DIRECTOR
SHANEIL DEO

TELUGU, HINDI

10TH APR'2026



BATTLE OF GALWAN

CAST
SALMAN KHAN

DIRECTOR
APOORVA LAKHIA

HINDI

17TH APR'2026




PATRIOT

CAST
MAMMOOTTY,
MOHANLAL,
FAHADH FAASIL,
NAYANTHARA

DIRECTOR
MAHESH
NARAYANAN

MALAYALAM

23RD APR'2026



SINGH VS KAUR 2

CAST
GIPPY GREWAL,
SHEHNAAZ GILL,
PRINCE KANWALJIT

DIRECTOR
NAVANAIT SINGH

PUNJABI

24TH APR'2026



MICHAEL - IMAX, 4DX, ICE

CAST
MILES TELLER,
JESSICA SULA,
KAT GRAHAM

DIRECTOR
ANTOINE FUQUA
ENGLISH

24TH APR'2026




PEDDI 4DX

CAST
RAM CHARAN,
DR.SHIVA
RAJKUMAR,
JANHVI KAPOOR

DIRECTOR
BUCHI BABU SANA
TELUGU, TAMIL,
MALAYALAM,
KANNADA, HINDI

30TH APR'2026



THE DEVIL WEARS PRADA 2

CAST
EMILY BLUNT,
ANNE HATHAWAY,
MERYL STREEP

DIRECTOR
DAVID FRANKEL
ENGLISH

01ST MAY'2026



RAJA SHIVAJI

CAST
RITEISH DESHMUKH,
GENELIA DESHMUKH,
SANJAY DUTT,
ABHISHEK BACHCHAN,
MAHESH MANJREKAR

DIRECTOR
RITEISH DESHMUKH
MARATHI/HINDI

01ST MAY'2026




MORTAL KOMBAT 2 IMAX, 4DX, SCREEN -X, ICE

CAST
KARL URBAN,
HIROYUKI SANADA,
TADANOBU ASANO

DIRECTOR
SIMON MCQUOID
ENGLISH, HINDI,
TAMIL, TELUGU

08TH MAY'2026



GABRU

CAST
SUNNY DEOL,
SIMRAN BAGGA,
PRIT KAMANI

DIRECTOR
SHASHANK UDAPURKAR

HINDI

08TH MAY'2026




BHOOTH BANGLA 4DX

CAST
AKSHAY KUMAR,
PARESH RAWAL,
RAJPAL YADAV,
ASRANI

DIRECTOR
PRIYADARSHAN

HINDI

15TH MAY'2026



STAR WARS: THE MANDALORIAN AND GROGU IMAX, 4DX, ICE

CAST
PEDRO PASCAL,
JEREMY ALLEN WHITE,
SIGOURNEY WEAVER

DIRECTOR
JON FAVREAU

ENGLISH

22ND MAY'2026



MASTERS OF THE UNIVERSE - 4DX

CAST
NICHOLAS
GALITZINE,
CAMILA MENDES,
ALISON BRIE,
IDRIS ELBA

DIRECTOR
TRAVIS KNIGHT

ENGLISH, HINDI,
TAMIL, TELUGU

05TH JUN'2026




HAI JAWANI TOH ISHQ HONA HAI

CAST
VARUN DHAWAN,
POOJA HEGDE,
MRUNAL THAKUR

DIRECTOR
DAVID DHAWAN

HINDI

05TH JUN'2026



DISCLOSURE DAY IMAX, 4DX, ICE

CAST
JOSH O CONOR,
EMILY BLUNT,
COLMAN DOMINGO,
COLIN FIRTH

DIRECTOR
STEVEN SPIELBERG

ENGLISH

12TH JUN'2026



TOY STORY 5 IMAX, 4DX, ICE

CAST
TOM HANKS,
TIM ALLEN,
JOAN CUSACK

DIRECTOR
ANDREW STANTON

ENGLISH

19TH JUN'2026




DRAGON

CAST
JR NTR

DIRECTOR
PRASHANTH NEEL

TELUGU/MULTIPLE

25TH JUN'2026



SUPERGIRL WOMAN OF TOMORROW IMAX, 4DX, ICE

CAST
MILLY ALCOCK,
MATTHIAS
SCHOENAERTS,
EVE RIDLEY

DIRECTOR
CRAIG GILLESPIE

ENGLISH

26TH JUN'2026



WELCOME TO THE JUNGLE

CAST
AKSHAY KUMAR,
SUNIEL SHETTY,
JACKIE SHROFF,
RAVEENA TANDON,
DISHA PATANI

DIRECTOR
AHMED KHAN

HINDI

26TH JUN'2026



CARRY ON JATTA 4

CAST
GIPPY GREWAL,
BINNU DHILLON,
JASWINDER BHALLA

DIRECTOR
SMEEP KANG

PUNJABI

26TH JUN'2026




MINIONS 3 IMAX, 4DX, ICE

CAST
ROMESH
RANGANATHAN,
PIERRE COFFIN

DIRECTOR
PIERRE COFFIN
ENGLISH

02ND JUL'2026



DHAMAAL 4

CAST
AJAY DEVGN,
RITEISH DESHMUKH,
ARSHAD WARSI,
SANJAY MISHRA,
JAAVED JAAFERI

DIRECTOR
INDRA KUMAR
HINDI

03RD JUL'2026



MOANA IMAX, 4DX, ICE

CAST
CATHERINE,
DWAYNE JOHNSON,
JOHN TUI

DIRECTOR
THOMAS KAIL
ENGLISH

10TH JUL'2026




THE ODYSSEY IMAX, 4DX

CAST
MATT DAMON,
TOM HOLLAND,
ANNE HATHAWAY

DIRECTOR
CHRISTOPHER
NOLAN
ENGLISH

17TH JUL'2026



EVIL DEAD BURN

CAST
LUCIANE
BUCHANAN,
HUNTER DOOHAN,
SOUHEILA YACOB

DIRECTOR
SEBASTIEN
VANICEK

**ENGLISH, HINDI,
TAMIL, TELUGU**

24TH JUL'2026




SPIDER-MAN: BRAND NEW DAY 3D, 4DX, ICE

CAST
TOM HOLLAND,
ZENDAYA,
SADIE SINK

DIRECTOR
DESTIN DANIEL
CRETTON

**ENGLISH, HINDI,
TAMIL, TELUGU**

31ST JUL'2026



NAAGZILLA 4DX

CAST
KARTIK AARYAN

DIRECTOR
MRIGHDEEP SINGH
LAMBA

HINDI

14TH AUG'2026



JAILER 2 4DX

CAST
RAJNIKANTH,
MOHANLAL,
SHIVRAJ KUMAR,

DIRECTOR
NELSON
DILIPKUMAR

**TAMI, TELUGU,
KANNADA,
MALAYALAM, HINDI**

14TH AUG'2026

The background is a light yellow gradient. It features faint, large-scale patterns of film reels in the corners. Scattered throughout are several yellow stars and circles of varying sizes. A large, solid grey circle is positioned in the bottom right corner.

**THANK
YOU**



INORBIT CYBERABAD - HYDERABAD



INORBIT CYBERABAD - HYDERABAD



PVR INOX LEH (*FOCO Cinema*)



PVR INOX LEH (*FOCO Cinema*)



ODEON HYDERABAD (*Asset Light*)



ODEON HYDERABAD (*Asset Light*)



M5 ECITY MALL - BENGALURU



M5 ECITY MALL – BENGALURU (*DINE IN Format*)