PURAVANKARA®

08.09.2016

General Manager – DCS,
Listing Operations-Corporate Services Dept.
BSE Ltd.
1st Floor, New Trading Ring,
Rotunda Building, 'P J. Towers,
Dalal Street, Fort,
Mumbai 400 001.

Stock Code: 532891

corp.relations@bseindia.com

The Manager,
Listing Department,
National Stock Exchange of India Ltd.,
Exchange Plaza, 5th Floor,
Plot No. C/1, G Block,
Bandra-Kurla Complex, Bandra (E),
Mumbai 400 051.

Stock Code: PURVA

cc_nse@nse.co.in

Dear Sir / Madam,

Sub: Outcome of Board Meeting held on September 8, 2016

Ref: Regulation 33 & 46 of Securities and Exchange Board of India (Listing Obligations and Disclosure Requirements) Regulations, 2015

We wish to inform you that the following was the outcome of the Board Meeting held today:

1. Un-audited Financial Results for the Quarter ended June 30, 2016

The Board of Directors approved the Consolidated and Standalone – Un-audited Financial Results for the Quarter ended June 30, 2016 as reviewed and recommended by the Audit Committee at its meeting held today.

In this connection please find attached herewith:

a) The Un-audited Consolidated Financial Results and Limited Review Report issued by M/s Walker Chandiok & Co., LLP Chartered Accountants, Statutory Auditors, for the Quarter ended June 30, 2016.
b) The Un-audited Standalone Financial Results and Limited Review Report issued by M/s Walker Chandiok & Co., LLP Chartered Accountants, Statutory Auditors, for the Quarter ended June 30, 2016.
c) Press Release
d) Presentation on the operation and financial results of the Company in terms of Regulation 46 of the Securities and Exchange Board of India (Listing Obligations and Disclosure Requirements) Regulations, 2015.

Kindly take the same on record.

Thanking you,

Yours sincerely

For PURAVANKARA PROJECTS LIMITED

PURAVANKARA PROJECTS LTD. BANGALORE

Hari Ramakrishnan
Chief Financial Officer

Walker Chandiok & Co LLP

Walker Chandiok & Co LLP
(Formerly Walker, Chandiok & Co)
5th Floor, No. 65/2, Block "A",
Bagmane Tridib, Bagmane Tech Park
C V Raman Nagar, Bengaluru 560093
India

T +91 80 4243 0700
F +91 80 4126 1228

Review Report on Quarterly Consolidated Financial Results of the Company pursuant to the Regulation 33 of the SEBI (Listing Obligations and Disclosure Requirements) Regulations, 2015

To the Board of Directors of Puravankara Projects Limited

1. We have reviewed the accompanying statement of unaudited consolidated financial results ("the Statement") of Puravankara Projects Limited ("the Company") and its subsidiaries (the Company and its subsidiaries together referred to as "the Group"), its associates and jointly controlled entities for the quarter ended 30 June 2016. Attention is drawn to Note 7 of the Statement that the figures for the corresponding quarter ended 30 June 2015, including the reconciliation of net profit under Ind AS of the corresponding quarter with net profit reported under previous GAAP, as included in the Statement have not been subject to limited review or audit. This Statement is the responsibility of the Company's Management and has been approved by the Board of Directors. Our responsibility is to issue a report on the Statement based on our review.

2. We conducted our review in accordance with the Standard on Review Engagement (SRE) 2410, Review of Interim Financial Information Performed by the Independent Auditor of the Entity, issued by the Institute of Chartered Accountants of India. This standard requires that we plan and perform the review to obtain moderate assurance as to whether the Statement is free of material misstatement. A review is limited primarily to inquiries of company personnel and analytical procedures, applied to financial data and thus provides less assurance than an audit. We have not performed an audit and accordingly, we do not express an audit opinion.

3. Based on our review conducted as above and upon consideration of the review reports of other auditors, nothing has come to our attention that causes us to believe that the accompanying Statement prepared in accordance with applicable accounting standards, as notified under the Companies (Indian Accounting Standards) Rules, 2015 as specified in Section 133 of the Companies Act, 2013 read with SEBI Circular CIR/CFD/CMD/15/2015 dated 30 November 2015 and SEBI Circular CIR/CFD/FAC/62/2016 dated 5 July 2016 and other recognised accounting practices and policies has not disclosed the information required to be disclosed in terms of Regulation 33 of the SEBI (Listing Obligations and Disclosure Requirements) Regulations, 2015, including the manner in which it is to be disclosed, or that it contains any material misstatement.

WALKER CHANDIOK & CO LLP BENGALURU CHARTERED ACCOUNTANTS

Review Report on Quarterly Consolidated Financial Results of the Company pursuant to the Regulation 33 of the SEBI (Listing Obligations and Disclosure Requirements) Regulations, 2015 (Cont'd)

4. We did not review the interim financial results of 19 subsidiaries included in the Statement, whose interim financial results reflect total revenues (after eliminating intra-group transactions) of ₹ 23.88 crores for the quarter ended 30 June 2016. The Statement also includes the Group's share of net loss of ₹ (.00)* crores for the quarter ended 30 June 2016 as considered in the Statement, in respect of 1 jointly controlled entity, whose interim financial results have not been reviewed by us. These interim financial results of the said subsidiaries, and jointly controlled entity have been reviewed by other auditors whose review reports have been furnished to us and our report in respect thereof is based solely on the review reports of such other auditors. Our review report is not qualified in respect of this matter.

5. The statement also includes the Group's share of net profit of ₹ 0.78 crore for the quarter ended 30 June 2016 as considered in the statement, in respect of *3* associates, whose interim financial statements have not been reviewed by us. These interim financial results are un-reviewed, and have been furnished to us by the Management and our report on the consolidated financial results, in so far as it relates to the amounts included in respect of these associates, is based solely on such un-reviewed interim financial results. In our opinion and according to the information and explanations given to us by the Management, these interim financial results are not material to the Group.

* less than one lac

Walker Chandiok & Co. LLP
For **Walker Chandiok & Co LLP**
Chartered Accountants
Firm Registration No: 001076N/N500013

WALKER CHANDIOK & CO LLP
BENGALURU
CHARTERED ACCOUNTANTS

Sanjay Banthia.

per **Sanjay Banthia**
Partner
Membership No. 061068

Place: Bengaluru
Date: 8 September 2016

PURAVANKARA PROJECTS LIMITED
Registered Office: No.130/1, Ulsoor Road, Bengaluru-560 042, India
Corporate Identification Number: L45200KA1986PLC051571
Email: investors@puravankara.com
Tel: +91-80-43439999 | Fax: +91-80-2559 9350

(₹/Crores, except share and per share data)

Statement of consolidated unaudited financial results for the quarter ended 30 June 2016 under Ind AS

Sl. No.	Particulars	Quarter ended	
		30 Jun 16	30 Jun 15
		Unaudited	Unaudited
1.	**Income from operations**		
	Revenue from projects	308.02	453.57
	Other operating revenues	3.33	2.95
	Total Income from operations	**311.35**	**456.52**
2.	**Expenses**		
	Material and contract cost	180.02	257.93
	Land cost	53.83	221.56
	Increase in inventory of properties under development and properties held for sale	(65.45)	(219.97)
	Employee benefit expense	24.55	31.19
	Depreciation and amortization expense	4.14	3.76
	Advertising and sales promotion	8.83	11.23
	Legal and professional charges	10.48	14.74
	Rates and taxes *	2.81	13.08
	Other expenses	16.84	21.91
	Total expenses	**236.05**	**355.43**
3.	**Profit from operations before other income, finance expense, exceptional items, share of profit/(loss) of associate and minority interest (1-2)**	75.30	101.09
4.	Other income	0.30	0.89
5.	**Profit from Ordinary activities before finance expense, exceptional items, share of profit/(loss) of associate and minority interest (3+4)**	**75.60**	**101.98**
6.	Finance expense, net	62.35	54.61
7.	**Profit from ordinary activities before exceptional items, share of profit/(loss) of associate and minority interest (5-6)**	**13.25**	**47.37**
8.	Exceptional items	-	-
9.	**Profit from ordinary activities before share of profit/(loss) of associate and minority interest (7-8)**	**13.25**	**47.37**
10.	Tax expense	4.31	16.77
11.	**Net profit from ordinary activities after tax and before share of profit/(loss) of associate and minority interest (9-10)**	**8.94**	**30.60**
12.	Extraordinary items (net of tax expenses)	-	-
13	**Net profit from ordinary activities before share of profit/(loss) of associate and minority interest (11-12)**	**8.94**	**30.60**
14	Share of profit/(loss) of associates, net	0.94	0.01
15	Minority interest	0.36	0.11
16	**Net Profit for the period (13+14+15)**	**10.24**	**30.72**
17	Other Comprehensive Income/(Loss) (net of tax expense)	(0.10)	(0.16)
18	**Total Comprehensive Income/(Loss) for the period (16+17)**	**10.14**	**30.56**
19	Paid-up equity share capital (face value ₹ 5/share)	118.58	118.58
20	Earnings per share (before extraordinary items) (not annualised)		
	Basic : (₹)	0.43	1.29
	Diluted : (₹)	0.43	1.29
	Earnings per share (after extraordinary items) (not annualised)		
	Basic : (₹)	0.43	1.29
	Diluted : (₹)	0.43	1.29

* Primarily includes plan sanction fee.

1 The above quarterly consolidated financial results have been reviewed by the Audit Committee and approved by the Board of Directors at its meeting on 08 September 2016 and have undergone "Limited Review" by the Statutory Auditors of the Company.

2 The consolidated financial results have been prepared in accordance with the principles and procedures of Indian Accounting Standards ("Ind AS") as notified under the Companies (Indian Accounting Standards) Rules, 2015 as specified in Section 133 of the Companies Act, 2013.

PURAVANKARA PROJECTS LTD. BANGALORE 560 042

WALKER CHANDIOK & CO LLP BENGALURU CHARTERED ACCOUNTANTS

3 The Group is engaged in the development and construction of residential and commercial properties which is considered to be the only reportable business segment in line with the provisions of the Ind AS 108. Further the Group does not have significant foreign operations.

4 The Company has adopted Ind AS from 01 April 2016 and accordingly, these consolidated financial results have been prepared in accordance with the recognition and measurement principles laid down in Ind AS 34 Interim Financial Reporting prescribed under Section 133 of the Companies Act, 2013, read with relevant rules issued thereunder. The date of transition to Ind AS is 01 April 2015. The impact of transition has been accounted for in the opening reserves and comparative period results have been restated accordingly. The opening balance sheet as at 01 April 2015 and the results for the subsequent periods would be finalised and will be subject to audit at the time of annual financial statements for the year ended 31 March 2017.

5 During the quarter ended 30 June 2015, the Company has sold a land parcel (included within property under development) located in Bengaluru for a cash consideration of ₹ 140.00.

6 Unaudited Financial results of Puravankara Projects Limited (Standalone information) :

Particulars	Quarter ended	
	30 Jun 16	30 Jun 15
Income from operations	216.20	361.12
Profit before tax for the period	6.30	45.75
Total Comprehensive Income/(Loss) after tax for the period	3.98	29.66

7 The reconciliation of net profit as previously reported (referred to as 'Previous GAAP') and the total comprehensive income /(loss) as per Ind AS for the quarter 30 June 2015 is as per table below :

Particulars	**Quarter ended 30 Jun 2015**
Net profit under Previous GAAP	**23.23**
Ind AS adjustments	
Application of Guidance Note on real estate revenue recognition restrospectively	8.57
Impact of financial assets and liabilities carried at amortised cost	0.40
Impact of reversal of lease straightlining	0.30
Reclassification of actuarial loss on employee benefit to other comprehensive income	0.16
Deferred tax impact on above adjustments	(2.05)
Impact on account of minority interest	0.11
Net Profit/ (loss) as per Ind AS	**30.72**
Other comprehensive income (OCI) (net of tax)	(0.16)
Total comprehensive income /(loss) for the period	**30.56**

8 Prior period comparatives have been regrouped/reclassified wherever necessary to conform to the presentation in the current period and are compliant with Ind AS. The management has exercised necessary due diligence to ensure that the consolidated financial results give a true and fair view. This information has not been subject to limited review by the auditors.

On behalf of the Board of Directors
of Puravankara Projects Limited

Nani R Choksey

Nani R Choksey
Joint Managing Director
DIN 00504555

Bengaluru
08 September 2016

PURAVANKARA PROJECTS LTD. BANGALORE 560 042

WALKER CHANDIOK & CO LLP BENGALURU CHARTERED ACCOUNTANTS

Walker Chandiok & Co LLP

Walker Chandiok & Co LLP
(Formerly Walker, Chandiok & Co)
5th Floor, No. 65/2, Block "A",
Bagmane Tridib, Bagmane Tech Park
C V Raman Nagar, Bengaluru 560093
India

T +91 80 4243 0700
F +91 80 4126 1228

Review Report on Quarterly Financial Results of the Company pursuant to the Regulation 33 of the SEBI (Listing Obligations and Disclosure Requirements) Regulations, 2015

To the Board of Directors of Puravankara Projects Limited

1. We have reviewed the accompanying statement of unaudited financial results ('the Statement') of Puravankara Projects Limited ('the Company') for the quarter ended 30 June 2016. Attention is drawn to Note 6 to the Statement that the figures for the corresponding quarter ended 30 June 2015, including the reconciliation of net profit under Ind AS of the corresponding quarter with net profit reported under previous GAAP, as included in the Statement have not been subject to limited review or audit. This Statement is the responsibility of the Company's Management and has been approved by the Board of Directors. Our responsibility is to issue a report on the Statement based on our review.

2. We conducted our review in accordance with the Standard on Review Engagement (SRE) 2410, Review of Interim Financial Information Performed by the Independent Auditor of the Entity, issued by the Institute of Chartered Accountants of India. This standard requires that we plan and perform the review to obtain moderate assurance as to whether the Statement is free of material misstatement. A review is limited primarily to inquiries of company personnel and analytical procedures, applied to financial data and thus provides less assurance than an audit. We have not performed an audit and accordingly, we do not express an audit opinion.

WALKER CHANDIOK & CO LLP
BENGALURU
CHARTERED ACCOUNTANTS

3. Based on our review conducted as above, nothing has come to our attention that causes us to believe that the accompanying Statement prepared in accordance with applicable accounting standards, as notified under the Companies (Indian Accounting Standards) Rules, 2015 as specified in Section 133 of the Companies Act, 2013 read with SEBI Circular CIR/CFD/CMD/15/2015 dated 30 November 2015 and SEBI Circular CIR/CFD/FAC/62/2016 dated 5 July 2016 and other recognised accounting practices and policies has not disclosed the information required to be disclosed in terms of Regulation 33 of the SEBI (Listing Obligations and Disclosure Requirements) Regulations, 2015, including the manner in which it is to be disclosed, or that it contains any material misstatement.

Walker Chandiok & Co LLP
For **Walker Chandiok & Co LLP**
Chartered Accountants
Firm Registration No: 001076N/N500013

Sanjay Banthia.

WALKER CHANDIOK & CO LLP
BENGALURU
CHARTERED ACCOUNTANTS

per **Sanjay Banthia**
Partner
Membership No. 061068
Place: Bengaluru
Date: 8 September 2016

PURAVANKARA PROJECTS LIMITED
Registered Office: No.130/1, Ulsoor Road, Bengaluru-560 042, India
Corporate Identification Number: L45200KA1986PLC051571
Email: investors@puravankara.com
Tel: +91-80-43439999 | Fax: +91-80-2559 9350

(₹/Crores, except share and per share data)

Statement of unaudited financial results for the quarter ended 30 June 2016 under Ind AS

Sl. No.	Particulars	Quarter ended	
		30 Jun 16	30 Jun 15
		Unaudited	Unaudited
1.	**Income from operations**		
	Revenue from projects	213.47	358.35
	Other operating revenues	2.73	2.77
	Total Income from operations	**216.20**	**361.12**
2.	**Expenses**		
	Material and contract cost	98.49	139.93
	Land cost	53.61	92.87
	Increase in inventory of properties under development and properties held for sale	(34.18)	(15.16)
	Employee benefit expense	15.77	19.86
	Depreciation and amortization expense	2.51	2.73
	Advertising and sales promotion	5.87	7.05
	Repairs and maintenance - Others	3.04	3.09
	Legal and professional charges	6.36	7.25
	Other expenses	9.95	13.26
	Total expenses	**161.42**	**270.88**
3.	**Profit from operations before other income, finance expense and exceptional items (1-2)**	**54.78**	**90.24**
4.	Other income	0.61	1.09
5.	**Profit from Ordinary activities before finance expense and exceptional items (3+4)**	**55.39**	**91.33**
6.	Finance expense, net	49.09	45.58
7.	**Profit from ordinary activities after finance cost and before exceptional items (5-6)**	**6.30**	**45.75**
8.	Exceptional items	-	-
9.	**Profit from ordinary activities before tax(7-8)**	**6.30**	**45.75**
10.	Tax expense	2.20	15.96
11.	**Net profit from ordinary activities after tax (9-10)**	**4.10**	**29.79**
12.	Extraordinary items (net of tax expenses)	-	-
13	**Net Profit for the period (11-12)**	**4.10**	**29.79**
14	Other Comprehensive Income/(Loss) (net of tax expense)	(0.12)	(0.13)
15	**Total Comprehensive Income/(Loss) for the period (13+14)**	**3.98**	**29.66**
16	Paid-up equity share capital (face value ₹ 5/share)	118.58	118.58
17	Earnings per share (before extraordinary items) (not annualised)		
	Basic : (₹)	0.17	1.25
	Diluted : (₹)	0.17	1.25
	Earnings per share (after extraordinary items) (not annualised)		
	Basic : (₹)	0.17	1.25
	Diluted : (₹)	0.17	1.25

1 The above quarterly financial results have been reviewed by the Audit Committee and approved by the Board of Directors at its meeting on 08 September 2016 and have undergone "Limited Review" by the Statutory Auditors of the Company.

2 The financial results have been prepared in accordance with the principles and procedures of Indian Accounting Standards ("Ind AS") as notified under the Companies (Indian Accounting Standards) Rules, 2015 as specified in Section 133 of the Companies Act, 2013.

3 The Company is engaged in the development and construction of residential and commercial properties which is considered to be the only reportable business segment in line with the provisions of the Ind AS 108. Further the Group does not have significant foreign operations.

PURAVANKARA PROJECTS LTD. BANGALORE 560 042

WALKER CHANDIOK & CO LLP BENGALURU CHARTERED ACCOUNTANTS

4 The Company has adopted Ind AS from 01 April 2016 and accordingly, these financial results have been prepared in accordance with the recognition and measurement principles laid down in Ind AS 34 Interim Financial Reporting prescribed under Section 133 of the Companies Act, 2013, read with relevant rules issued thereunder. The date of transition to Ind AS is 01 April 2015. The impact of transition has been accounted for in the opening reserves and comparative period results have been restated accordingly. The opening balance sheet as at 01 April 2015 and the results for the subsequent periods would be finalised and will be subject to audit at the time of annual financial statements for the year ended 31 March 2017.

5 During the quarter ended 30 June 2015, the Company has sold a land parcel (included within property under development) located in Bengaluru for a cash consideration of ₹ 140.00.

6 The reconciliation of net profit as previously reported (referred to as 'Previous GAAP') and the total comprehensive income /(loss) as per Ind AS for the quarter 30 June 2015 is as per table below :

Particulars	Quarter ended 30 Jun 2015
Net profit under Previous GAAP	**25.39**
Ind AS adjustments	
Application of Guidance Note on real estate revenue recognition restrospectively	6.70
Impact of financial assets and liabilities carried at amortised cost	(0.57)
Impact of reversal of lease straightlining	0.29
Reclassification of actuarial loss on employee benefit to other comprehensive income	0.13
Deferred tax impact on above adjustments	(2.15)
Net Profit/ (loss) as per Ind AS	**29.79**
Other comprehensive income (OCI) (net of tax)	(0.13)
Total comprehensive income /(loss) for the period	**29.66**

7 Prior period comparatives have been regrouped/reclassified wherever necessary to conform to the presentation in the current period and are compliant with Ind AS. The management has exercised necessary due diligence to ensure that the consolidated financial results give a true and fair view. This information has not been subject to limited review by the auditors.

On behalf of the Board of Directors
of Puravankara Projects Limited

PURAVANKARA PROJECTS LTD. BANGALORE 560 042

Nani R Choksey

Nani R Choksey
Joint Managing Director
DIN 00504555

Bengaluru
08 September 2016

WALKER CHANDIOK & CO LLP BENGALURU CHARTERED ACCOUNTANTS

PURAVANKARA

For Immediate Release

Bengaluru, India

September 08, 2016

Q1FY17 Revenues at INR 312 Crores
EBITDA Margin at 26%; up YoY

Ashish R Puravankara, *Managing Director, Puravankara Projects, said,* ***"We are witnessing a strengthening of our business as compared to earlier periods on project deliveries, collections, accelerated sales from ready-to-move-in and a favorable balance-collections vs. balance-costs-to-go owing to many of our current projects having sold over 50%. However, a move by the local Government regarding demolition of buildings in Bangalore which are built in violation of 1905 map of Bangalore regarding drains is affecting the industry and sentiment of the buyers. Since none of our projects are impacted by this move, we believe that once this negative publicity in the local market is removed, our efforts on unlocking value in the business will coincide with a pick-up in the Real Estate market"***

Key Performance Highlights

- Sold 5,70,000 sft in Q1 FY17
- Occupancy Certificates received for three projects, totalling ***3.09 msft***
- Forays into new geography, Pune, with **'Purva Silversands'** in April 2016 with ***1.53 msft***
- Out of the projects under development totalling ***22.08 msft*** **and** ***18.02 msft*** of Puravankara's share of the developable area, the company has sold 47% of its share
- New launches totalling ***11.36 msft*** is planned in the rest of FY17
- Initiated pre launch of Kochi – marine drive project
- Provident's Chennai project to be launched in Q3/Q4 of this fiscal
- Acquisition of a prime land of 12 acres in North Bangalore with ***1.32 msft*** of saleable area as our economic interest; expected to launch in Q1FY18
- The net D/E stands at **0.93x;** cost of debt declines to ***11.84%***

Consolidated Financial Performance (As per IND-AS)

For the quarter ended June 30, 2016, Revenues stood at **INR *312* crores.**

EBITDA stood at ***INR 80 crores.***

EBITDA Margin stands at ***26%,*** **up** from ***23%*** in Q1FY16

Profit before Tax (PBT) and Profit after Tax (PAT) stood at ***INR 13 crores*** and ***INR 10 crores,*** respectively.

PURAVANKARA PROJECTS LTD. BANGALORE 560 042

Cash Flows

Collections for the quarter ended June 30, 2016, stood at ***INR 320 crores***.

Consolidated construction spends for Q1FY17 stood at ***INR 256 crores***.

The balance collections from sold units stands at ***INR 1,279 crores*** and the balance cost to go on launched projects (excluding the proposed phases of ***Purva Silversands*** & ***Provident Kenworth***) stands at ***INR 1,418 crores***. This leaves a marginal deficit of ***INR 139 crores*** which will be met through sales in the coming quarters.

Business Performance

For the quarter ended June 30, 2016, the sales realization of ongoing projects for Puravankara and Provident stood at ***INR 6,070 psft*** and **INR 4,128 psft**, respectively.

Sales for Q1FY17 (ready-to-move-in, ongoing including new launches) stood at **570,000 sft *(INR 314 crores)***, which is a ***45%*** increase on area sold and ***60%*** increase in value on a year-on-year basis.

Sales from ready-to-move-in inventory stood at ***170,000 sft (INR 76 crores)*** in the first quarter ended June 30, 2016. This is a ***31%*** increase on area sold and ***77%*** increase in value on a year-on-year basis.

Sales from ongoing, including new launches, stood at ***400,000 sft (INR 337 crores),*** which is a ***58%*** increase in area sold and ***42%*** increase in value on a year-on-year basis.

Projects under development as of June 30, 2016 stood at **22.08 msft.** This includes our foray into a new market in the western region, ***'Purva Silversands'*** in Pune with ***1.53 msft***.

Debt

Net debt to equity stands at ***0.93x*** and the weighted average cost of debt stands at ***11.84%.***

New Launches

The launch pipeline stands at ***11.36 msft,*** under both the Puravankara and Provident brands, across Kochi, Bengaluru, Chennai and Mumbai. Of the above, one project in Chennai in Provident brand of ***3.81 msft*** is awaiting final approval. Under Puravankara, we are awaiting approvals for ***2.37 msft***. Initiated the pre-launch of the Kochi Marine Drive project as all approvals have been received.

Investor Relations	Hari Ramakrishnan Deputy Chief Financial Officer +91-80-4343-9794 Email: hariramky@puravankara.com
Media Relations	Sowmya Shenoy Senior General Manager- Corporate Communication +91-80-4343-9692 Email: sowmya.shenoy@puravankara.com

PURAVANKARA

Provident Sunworth, Bengaluru

Puravankara Projects Limited

June 2016

Contents

• Company Overview	3 - 8
• Area information	9 - 15
• Sales	16 - 18
• Cash Flows	19 - 22
• Income Statement	23 - 26
• Debt	27 - 28
• Shareholding Pattern/ Stock Movement	29 - 31
• Leadership	32
• Location Maps	33 - 37
• Project Pictures	38 - 42
• Awards and Achievements	43
• Disclaimer	44

Company Overview

Overview

- Deep domain knowledge of 42 years of the Promoter Mr. Ravi Puravankara, and his team have established Puravankara as a developer of repute;
- Amongst South India's leading real estate developer with an established presence in residential segment comprising of luxury and premium affordable housing projects;
  - Projects in Bengaluru, Chennai, Kochi, Coimbatore, Hyderabad, Mysore, Mangalore, Pune, Mumbai and Colombo.
  - Sales and Marketing offices in Delhi-NCR, Mumbai, United Arab Emirates and Kingdom of Saudi Arabia
- **Established presence in premium affordable housing** through its wholly owned subsidiary, **Provident** Housing Limited;
  - Projects in Bengaluru, Chennai, Mangalore and Coimbatore. Upcoming project in Hyderabad.
  - Focus on delivering quality housing at affordable prices through value engineering
  - **Revenues of INR 311 crores and EBITDA of INR 80 crores for the quarter ended June 30, 2016.**
- Completed 53 residential projects and 4 commercial projects spanning over 30.32 msft (PPL's economic interest –27.22 msft)
- Projects under development totaling 22.08 msft / (PPL's economic interest – 18.01 msft)
- Upcoming projects totaling 22.35 msft (PPL's economic interest – 17.07 msft)
- Strong in-house execution capability together with established relationships with leading contractors in the country with focus on quality, internal processes and systems;

PROVIDENT

Premium Affordable housing through Provident Brand

- Established Provident Housing Limited in 2008 to create mid and mass housing projects comprising quality affordable apartments in response to burgeoning demand for mid-income housing
  - Affordability is a combination of
    - Efficient design improving effective utilization of space
    - Lower cost of construction through use of technology and innovative construction techniques
    - Land with well connected public transportation
- Caters to the premium affordable housing segment targeting first time home buyers
- Provided for diverse residential needs across the income spectrum
- **Delivered developable area of 7.40 msft./ 7,178 units.**
- **Ongoing projects with developable area of 8.88 msft / 8,610 units (PHL's economic interest – 7.79 msft/ 7,559 units)**

PROVIDENT

Projects portfolio of Provident

FY 2009-2010	Provident Cosmo City CHENNAI	Pudupakkam / Chennai / (2.2 msft)/ Completed
	Provident Welworth City	Doddaballapur Rd, Bengaluru (3.5 msft) / Completed For Video please click: Provident Welworth City
FY 2011-2012	Provident Harmony	Thannisandra Road / Bengaluru / (0.7 msft)
FY 2012-2013	PROVIDENT Sunworth	Mysore road / Bengaluru / (6.0 msft) For Video please click : Provident Sunworth
	PROVIDENT Skyworth	Derabail, / Mangalore / (0.4 msft) For Video please click : Provident Skyworth
FY 2013- 2014	PROVIDENT GreenPark	Selvapuram, / Coimbatore / (0.6 msft) For Video please click : Provident Greenpark
FY 2014-2015	theTree by PROVIDENT OFF MAGADI MAIN ROAD, BANGALORE Homes cradled by trees	Off Magadi Main Road / Bengaluru / (0.6 msft) For Video please click : The Tree
FY 2015-2016	KENWORTH By PROVIDENT	Shivarampally / Hyderabad/ (2.35 msft) For Video please click : Provident Kenworth

Please click on the links for the YouTube videos

Land Assets across various established micro-markets

Land portfolio

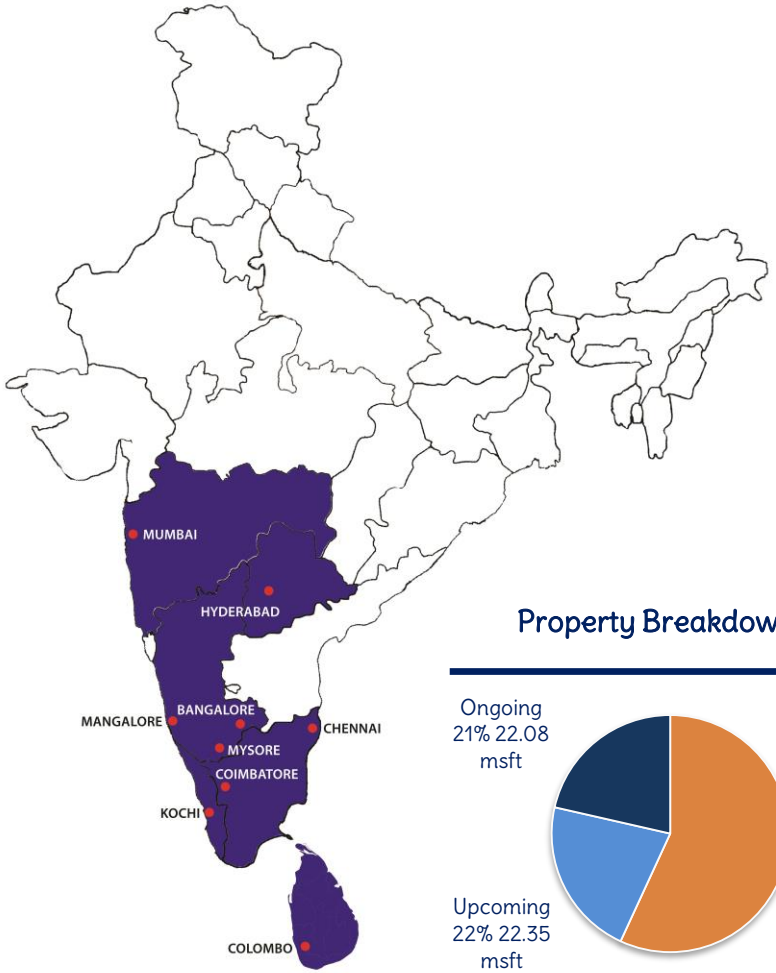

Property Breakdown

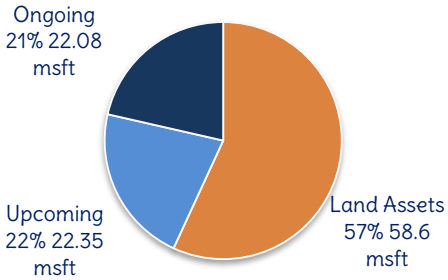

Developable area breakup

in millions sq. ft.

(msft)	Completed	Ongoing (A)	Upcoming (B)	Land Assets (C)	Total (A)+(B)+(C)
Bengaluru	22.09	12.12	8.18	44.02	**64.32**
Chennai	4.69	3.21	7.05	4.66	**14.92**
Kolkata	0.70	-	-	-	**-**
Kochi	1.89	0.24	7.12	-	**7.36**
Coimbatore	0.81	1.62	-	0.56	**2.18**
Hyderabad	-	2.94	-	3.85	**6.79**
Mangalore	-	0.42	-	-	**0.42**
Mysore	-	-	-	0.45	**0.45**
Colombo	-	-	-	4.23	**4.23**
Mumbai	0.14	-	-	0.20	**0.20**
Pune	-	1.53	-	0.63	**2.16**
Total	**30.32**	**22.08**	**22.35**	**58.60**	**103.03**
*Puravankara**	*22.92*	*13.20*	*21.28*	*54.84*	*89.32*
Provident	*7.40*	*8.88*	*1.07*	*3.76*	*13.71*
Saleable Area	**27.23**	**18.01**	**17.07**	**47.84**	**82.92**
*Puravankara**	*20.04*	*10.22*	*16.32*	*45.14*	*71.68*
Provident	*7.19*	*7.79*	*0.75*	*2.70*	*11.24*

*Note: * Includes JVs and other subsidiaries*

FSI Cost of Land for Upcoming and Land bank is Rs. 105.psft

Out of 91 projects, 29 projects are in Joint Development (A+B+C)

Ongoing and Upcoming Development

By geography

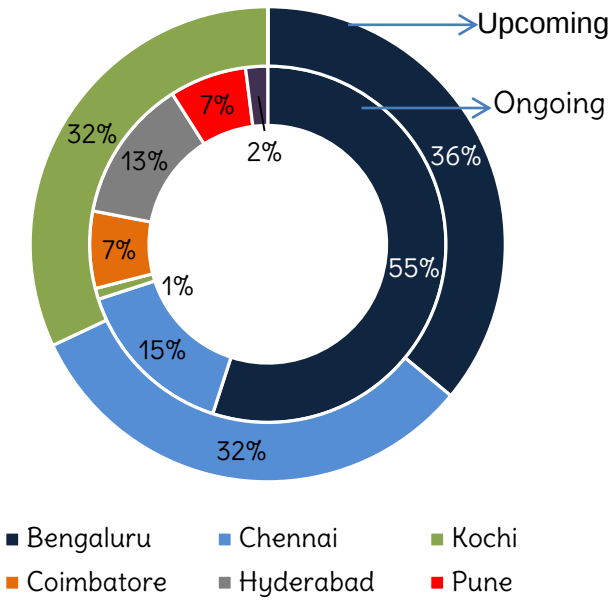

in msft	Ongoing	Upcoming
Bengaluru	12.12	8.18
Chennai	3.21	7.05
Kochi	0.24	7.12
Coimbatore	1.62	0.00
Hyderabad	2.94	0.00
Pune	1.53	0.00
Mangalore	0.42	0.00
Total	22.08	22.35

By entity

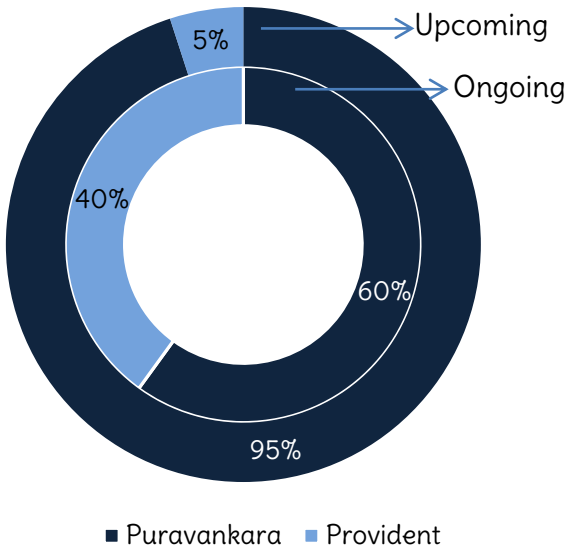

in msft	Ongoing	Upcoming
Puravankara	13.20	21.28
Provident	8.88	1.07
Total	22.08	22.35

By segment

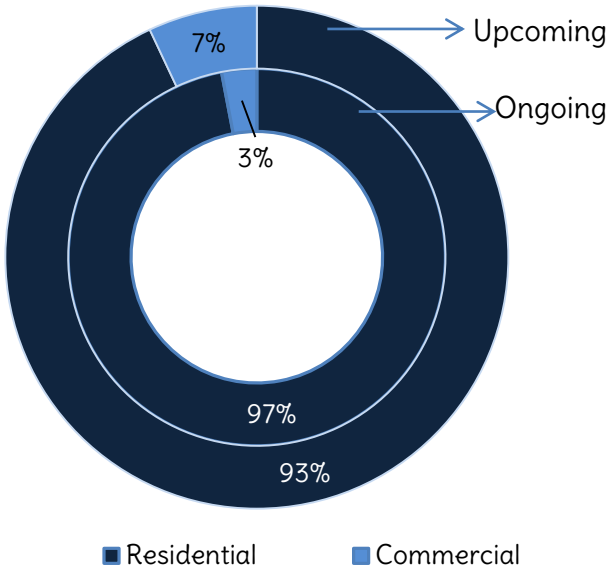

in msft	Ongoing	Upcoming
Residential	21.49	20.83
Commercial	0.59	1.52
Total	22.08	22.35

Note: : Based on Developable Area in msft

Area Information

Area Under Development – Snapshot

in millions sq. ft.

(numbers in millions sq. ft.)	FY13	FY14	FY15	FY16	Q1FY17
Opening Area	**23.74**	**28.04**	**28.43**	**24.01**	**23.64**
Add: Launches/Revisions during the period [1]	7.28	4.26	1.12	2.46	1.53
Less: Completed during the period [2]	(2.98)	(3.87)	(3.31)	(2.83)	(3.09)
Less : Exit from Keppel Magus- Kolkata Project			(2.23)	-	-
Closing Area	**28.04**	**28.43**	**24.01**	**23.64**	**22.08**

Notes:
1. Launch area of entire project
2. Represents area completed based on receipt of Occupancy Certificate or such other equivalent permission

PURAVANKARA

Current Project Status – 30 June 2016

S.No.	Project	Location	Developable Area	Total Flats	JD / JV Share for Developer	Puravankara's Share - Developable Area		Area Launched	On Area Launched					
									Sold Cumulative			Inventory		
			Msft	Units	%	Msft	Units	Msft	Nos	Msft	%	Nos	Mn sft	%
COMPLETED														
Puravankara														
1	Venezia	Yelahanka, Bengaluru	2.09	1,332	100%	2.09	1,332	2.09	1,316	2.07	99%	16	0.02	1%
2	Highlands	Mallasandra, Bengaluru	1.34	849	100%	1.34	849	1.34	783	1.22	91%	66	0.12	9%
3	High Crest	Mallasandra, Bengaluru	0.41	249	100%	0.41	249	0.41	165	0.26	64%	84	0.15	36%
4	Oceana	Marine Drive, Kochi	0.27	96	100%	0.27	96	0.27	64	0.18	68%	32	0.09	32%
5	Swanlake	OMR, Chennai	1.17	729	100%	1.17	729	1.17	578	0.91	78%	151	0.26	22%
6	Atria Platina	Sanjay Nagar, Bengaluru	0.14	70	62%	0.09	42	0.09	39	0.08	88%	3	0.01	12%
7	Skywood	Sarjapur Road, Bengaluru	1.24	730	100%	1.24	730	1.24	705	1.19	96%	25	0.05	4%
8	Grandbay	Marine Drive, Kochi	0.51	265	100%	0.51	265	0.51	229	0.44	86%	36	0.07	14%
9	Eternity	Kakkanad, Kochi	0.96	600	100%	0.96	600	0.96	489	0.78	82%	111	0.18	18%
10	Midtown Residences	K.R. Puram, Bengaluru	0.45	306	75%	0.34	230	0.34	224	0.33	97%	6	0.01	3%
11	Bluemont	Trichy Road, Coimbatore	0.81	486	100%	0.81	486	0.81	415	0.70	86%	71	0.11	14%
12	Windermere I	Medavakkam, Chennai	1.63	1,036	100%	1.63	1,036	1.63	896	1.35	83%	140	0.28	17%
COMMERCIAL														
11	Gainz	Hosur Road, Bengaluru	0.27	0	73%	0.19		0.19		0.11	59%		0.08	41%
12	Primus	OMR, Chennai	0.18	0	60%	0.10		0.10		0.04	35%		0.06	65%
Provident														
13	Cosmo City	Pudupakkam, Chennai	1.88	1,830	100%	1.88	1,830	1.88	1,814	1.86	99%	16	0.02	1%
14	Welworth City	Doddaballapur Rd, Bengaluru	3.46	3,360	100%	3.46	3,360	3.46	3,151	3.24	94%	209	0.22	6%
15	Sunworth I	Mysore Road, Bengaluru	1.41	1,440	100%	1.41	1,440	1.41	1,207	1.18	84%	233	0.23	16%
16	Harmony	Thannisandra Road, Bengaluru	0.65	548	68%	0.44	370	0.44	359	0.42	97%	11	0.02	3%
	Total Completed - (A)		**18.86**	**13,926**		**18.34**	**13,644**	**18.34**	**12,434**	**16.38**	**89%**	**1,210**	**1.96**	**11%**
NEARING COMPLETION														
Provident														
17	Cosmo City - II	Pudupakkam, Chennai	0.36	344	100%	0.36	344	0.36	30	0.03	8%	314	0.33	92%
	Total Nearing Completion - (B)		**0.36**	**344**	**100%**	**0.36**	**344**	**0.36**	**30**	**0.03**	**8%**	**314**	**0.33**	**92%**

Notes:

1. *The Company also holds inventory of 0.08 msft under "Properties Held for sale" as on the reporting date.*
2. *Balance collection due from completed projects on units sold till date Rs.211 crores.*

PURAVANKARA

Current Project Status – 30 June 2016 – (contd.)

S.No.	Project	Location	Developable Area	Total Flats	JD / JV Share for Developer	Puravankara's Share - Developable Area		Area Launched	On Area Launched					
									Sold Cumulative			Inventory		
			Msft	Units	%	Msft	Units	Msft	Nos	Msft	%	Nos	Mn sft	%
UNDER CONSTRUCTION														
Puravankara														
1	Seasons	CV Raman Nagar, Bengaluru	1.08	660	60%	0.65	396	0.65	280	0.45	69%	116	0.20	31%
2	Sunflower	Magadi Road, Bengaluru	0.44	326	70%	0.31	228	0.31	125	0.18	57%	103	0.13	43%
3	Palm Beach	Hennur Road, Bengaluru	1.93	1,171	70%	1.36	825	1.36	566	0.78	57%	259	0.58	43%
4	Westend	Hosur Road, Bengaluru	1.12	735	78%	0.88	576	0.88	428	0.65	74%	148	0.23	26%
5	Sound of Water	Kammanahalli, Bengaluru	0.55	207	58%	0.32	120	0.32	33	0.09	28%	87	0.23	72%
6	Windermere - II	Medavakkam, Chennai	0.94	728	100%	0.94	728	0.94	410	0.61	64%	318	0.33	36%
7	Windermere - III	Medavakkam, Chennai	0.28	84	100%	0.28	84	0.28	29	0.04	13%	55	0.24	87%
8	Amaiti	Trichy Road, Coimbatore	0.57	342	100%	0.57	342	0.57	163	0.26	46%	179	0.31	54%
9	Whitehall	Sarjapur Road, Bengaluru	0.40	192	100%	0.40	192	0.40	127	0.26	66%	65	0.14	34%
10	Skydale	Sarjapur Road, Bengaluru	0.49	314	100%	0.49	314	0.49	164	0.25	51%	150	0.24	49%
11	Silversand	Keshavnagar, Pune	1.53	1,316	32%	0.49	421	0.49	156	0.15	32%	265	0.34	68%
12	Coronation Square	Kothnur, Bengaluru	0.14	40	71%	0.10	28	0.10	6	0.01	13%	22	0.09	87%
Provident														
13	Skyworth	Derebail, Mangalore	0.42	324	73%	0.30	237	0.30	70	0.09	28%	167	0.21	72%
14	Green Park	Selvapuram, Coimbatore	0.58	560	70%	0.41	392	0.41	142	0.12	30%	250	0.29	70%
15	The Tree	Off Magadi Main Road, Bengaluru	0.57	560	70%	0.40	388	0.40	205	0.20	51%	183	0.20	49%
16	Sunworth II	Mysore Road, Bengaluru	1.33	1,344	100%	1.33	1,344	1.33	724	0.70	52%	620	0.63	48%
17	Kenworth	Rajendra Nagar, Hyderabad	2.35	2,310	73%	1.72	1,686	1.72	361	0.40	23%	1,325	1.32	77%
	Total Under Construction (C)		**14.72**	**11,213**		**10.95**	**8,301**	**10.95**	**3,989**	**5.24**	**48%**	**4,312**	**5.71**	**52%**

PURAVANKARA

Current Project Status – 30 June 2016 – (contd.)

S.No.	Project	Location	Developable Area	Total Flats	JD / JV Share for Developer	Puravankara's Share - Developable Area		Area Launched	On Area Launched					
									Sold Cumulative			Inventory		
			Msft	Units	%	Msft	Units	Msft	Nos	Msft	%	Nos	Mn sft	%
PHASES TO BE LAUNCHED														
Puravankara														
1	Evoq	Guindy, Chennai	0.36	181	100%	0.36	181	0.00	0	0.00	0%	181	0.00	0%
2	Amaiti II	Trichy Road, Coimbatore	0.47	288	100%	0.47	288	0.00	0	0.00	0%	288	0.00	0%
3	Highlands III	Mallasandra, Bengaluru	0.79	491	100%	0.79	491	0.00	0	0.00	0%	491	0.00	0%
4	Windermere IV	Medavakkam, Chennai	1.28	840	100%	1.28	840	0.00	0	0.00	0%	840	0.00	0%
5	Moonreach II	Airport-Seaport Rd, Kochi	0.24	121	100%	0.24	121	0.00	0	0.00	0%	121	0.00	0%
Provident														
6	Sunworth II	Mysore Road, Bengaluru	3.28	3,168	100%	3.28	3,168	0.00	0	0.00	0%	3,168	0.00	0%
	Total - Phases to be launched (D)		**6.42**	**5,089**		**6.42**	**5,089**	**0.00**	**0**	**0.00**	**0%**	**5,089**	**0.00**	**0%**
COMMERCIAL														
Puravankara														
1	Summit	Kondapur, Hyderabad	0.59	0	50%	0.29		0.29		0.16	54%	0	0.13	46%
	Total Commercial - (E)		**0.59**	**0**		**0.29**	**0**	**0.29**	**0**	**0.16**	**54%**	**0**	**0.13**	**46%**
	Total Ongoing - (B) + (C) + (D)+ (E)		**22.08**	**16,646**		**18.02**	**13,734**	**10.61**	**4,019**	**5.43**	**47%**	**9,715**	**6.17**	**53%**

Geographic break up of Inventory Status

Ready to move in Inventory – By Region

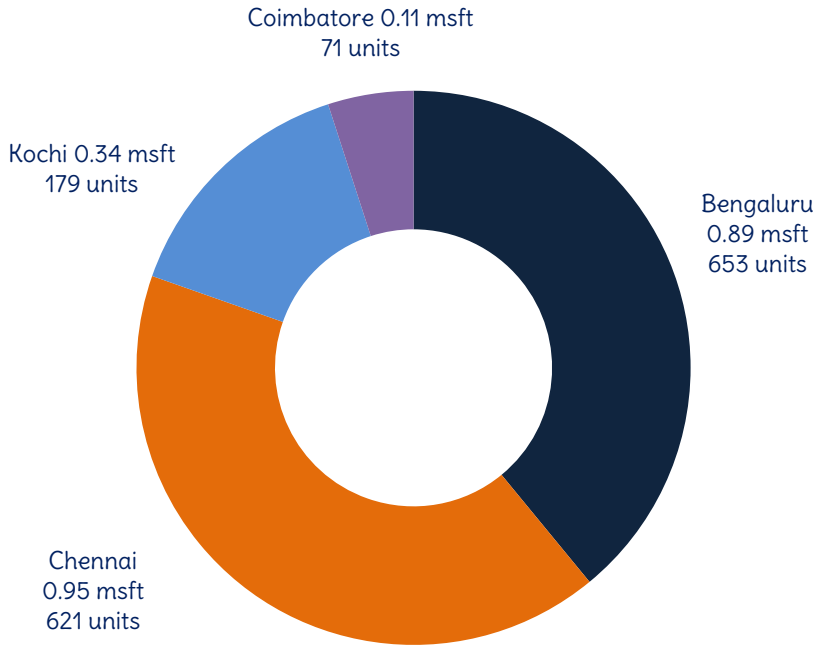

Ready to move in Inventory - By Entity

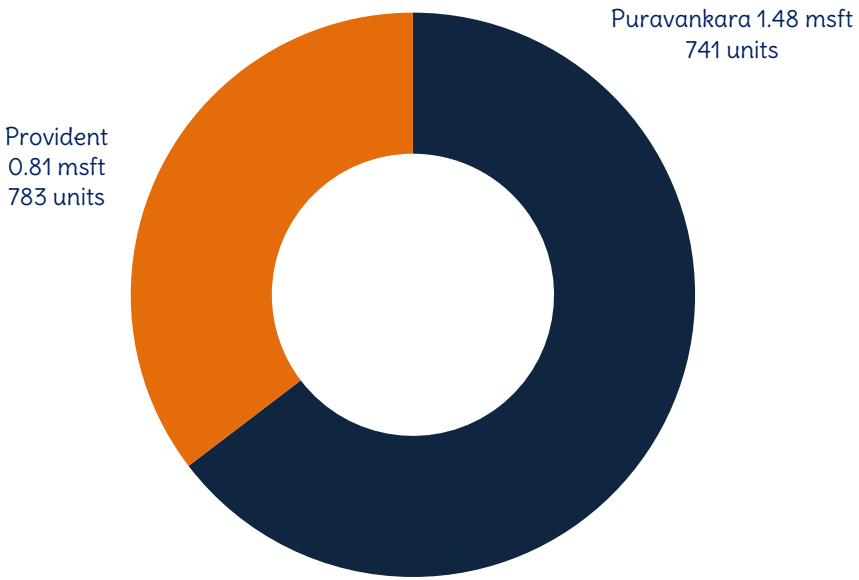

1. *Notes: Charts based on area in msft*
2. *Ready to move in includes- projects nearing completion*

Immediate Launches - Schedule

S. No	Location	City	Development Model	Development Type	Developable Area Msft	*PPL Share in JD*	Saleable Area Msft	Expected Launch Date
		Puravankara						
1	Mallasandra	Bengaluru	Joint Development	Residential	1.94	87.50%	1.69	Q2FY17
2	Lalbagh	Bengaluru	Joint Development	Residential	0.23	55%	0.12	Q1FY18
3	Marine Drive	Kochi	Joint Venture	Residential	2.91	50%	1.46	Q3FY17
4	Evoq	Chennai	Own	Residential	0.36	100%	0.36	Q3FY17
5	Bhandup	Mumbai	Joint Development	Residential	0.20	44%	0.09	Q1FY18
	Puravankara -Total				**5.64**		**3.72**	
		Provident						
6	Thirumazhsai	Chennai	Joint Venture	Residential	3.81	25%	0.95	Q3FY17
7	Kanchanayakanahalli	Bengaluru	Own	Residential	1.91	100%	1.91	Q1FY18
	Provident - Total				**5.72**		**2.86**	
	Grand- Total				**11.36**		**6.58**	

Notes:

1. *Developable and Saleable Areas are tentative and is subject to approval from authorities*
2. *Expected Launch dates are subject to change*
3. *Launch dates are in relation to financial year April - March*
4. *The area mentioned above form part of upcoming / land bank / ongoing*
5. *All the projects are at different stages of approval*

Sales

Sales – Q1 FY17, 30th June 2016

Based on Bookings

	Area Sold			Units Sold			Sale Value			Quarter Ended Sale Realization		
	Jun-16	Jun-15	%	Jun-16	Jun-15	%	Jun-16	Jun-15	%	Jun-16	Jun-15	%
	msft	*msft*		*Nos.*	*Nos.*		*Rs. Crores*	*Rs. Crores*		*Rs.psft*	*Rs.psft*	
Puravankara	0.48	0.25	*94%*	357	211	*69%*	275	147	*87%*	5,745	5,977	*-4%*
Completed & Nearing Completion	*0.12*	*0.02*	*445%*	*71*	*16*	*344%*	*58*	*13*	*355%*	*4,792*	*5,735*	*-16%*
Ongoing Projects	*0.36*	*0.22*	*59%*	*286*	*195*	*47%*	*216*	*134*	*61%*	*6,070*	*6,001*	*1%*
Provident	0.10	0.15	*-36%*	94	144	*-35%*	39	48	*-20%*	4,039	3,195	*26%*
Completed & Nearing Completion	*0.05*	*0.11*	*-59%*	*43*	*101*	*-57%*	*18*	*30*	*-42%*	*3,938*	*2,782*	*42%*
Ongoing Projects	*0.05*	*0.04*	*21%*	*51*	*43*	*19%*	*21*	*18*	*17%*	*4,128*	*4,263*	*-3%*
Grand Total	**0.57**	**0.40**	*45%*	**451**	**355**	*27%*	**314**	**196**	*60%*			
Share of Revenue attributable to landlord under Revenue Sharing arrangement	*-0.02*	*-0.01*		*-14*	*-6*		*-11*	*-5*				
Group Economic Interest	**0.56**	**0.39**		**437**	**349**		**303**	**190**				

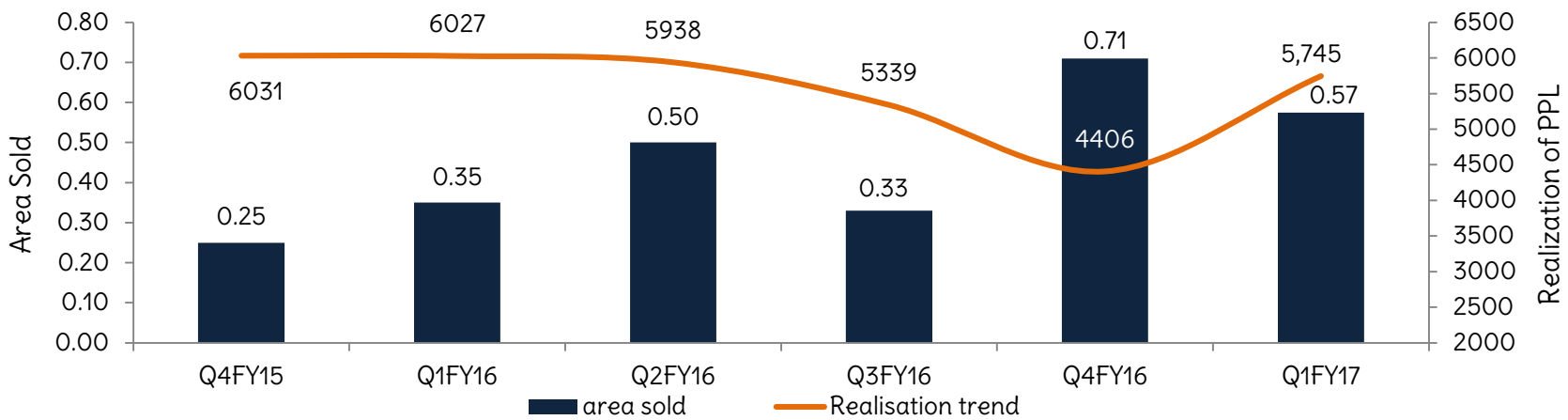

Notes:
**Area sold, units sold and sales values are gross*
Of the total sales:- 0.50msft (422 units) with sales value of Rs 253 Crs agreements pending executions as on 30-Jun-2016.

Sales Breakup

Q1FY17 By Entity

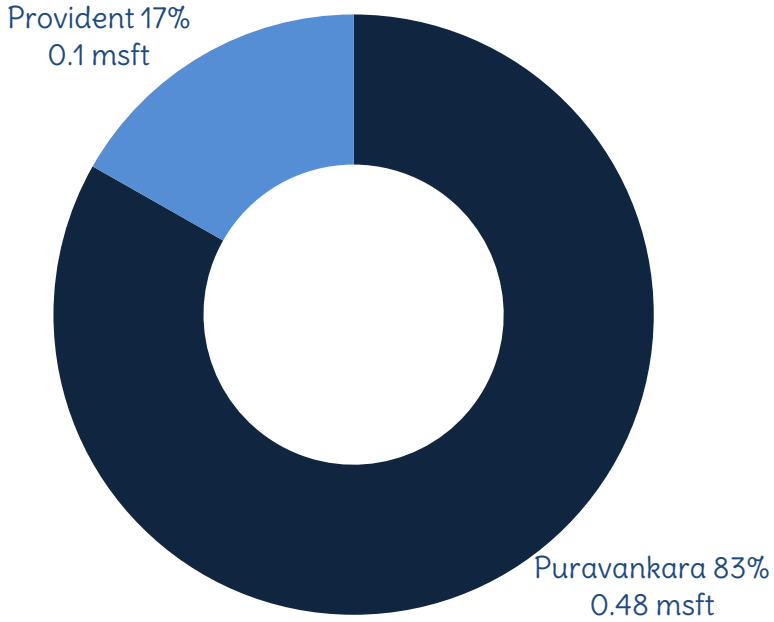

Q1FY17 By Geography

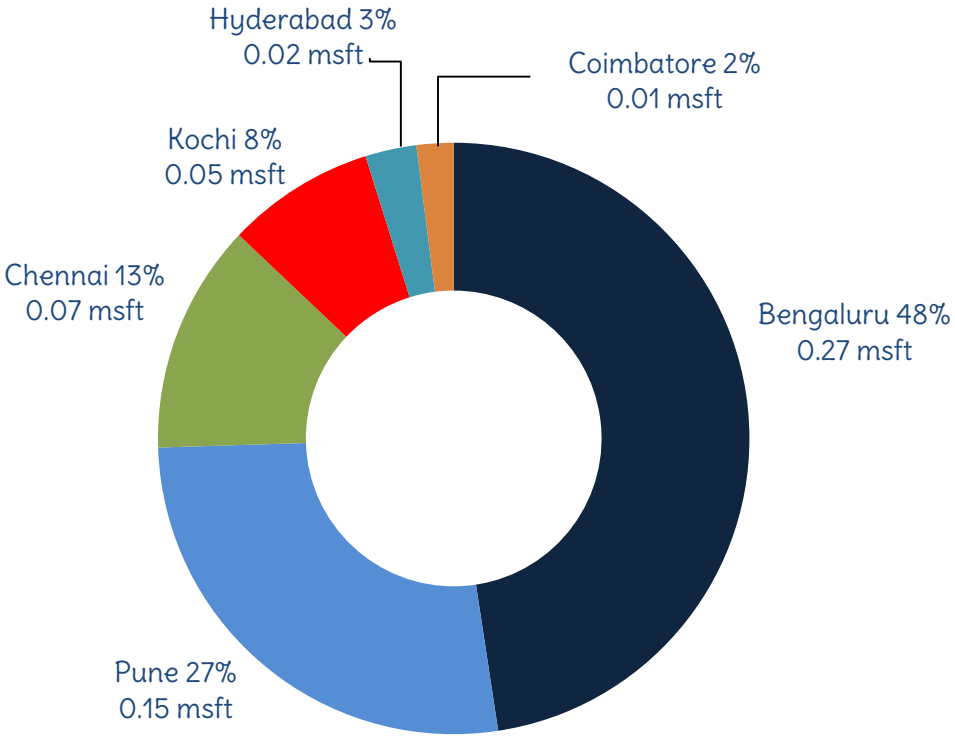

Cash Flows

Cash Flow – Summary

Rs. crores

		Puravankara	Provident	Total
Balance collections from sold units [1]	(A)	980	299	1,279
Inventory [2]	**(B)**	**4,671**	**2,653**	**7,324**
Residential		*4,490*	*2,653*	*7,143*
Launched		2,647	1,325	3,972
Not Launched		1,843	1,328	3,171
Commercial		*181*	*0*	*181*
Balance cost to go [3]	**(C)**	**1,829**	**1,476**	**3,305**
Residential		*1,759*	*1,476*	*3,235*
Launched		1,100	775	1,875
Not Launched		659	701	1,360
Commercial		*70*	*0*	*70*
Contingencies [4]	(D)			520
Surplus (A) + (B) – (C) – (D) [5]		**3,822**	**1,476**	**4,778**
Residential		*3,711*	*1,476*	*4,667*
Launched		2,527	849	2,856
Not Launched		1,184	627	1,811
Commercial		*111*	*0*	*111*

Note:

1. *Includes debtors and unbilled amount of Rs. 546 crores*
2. *Value of inventory has been arrived based on current selling rates*
3. *Balance cost to go is based on estimates and subject to review on periodic basis*
4. *Contingencies provided for escalation in prices of cement, steel and other cost related to construction of properties*
5. *Above numbers in point 1, 2, 3 & 4 pertains to only current ongoing / completed projects and does not include projects under upcoming and land bank*

Cash Flow Statement

Rs. crores

		Q1 FY17	Q4 FY16	FY 2016
	Receipts			
	Collection from Sale of Flats	319.70	368.68	1,345.03
	Advance recd for sale of land	-	-	140.00
	Equity Redemption and Dividend from Associates	-	-	54.40
A	**Total Receipts**	**319.70**	**368.68**	**1,539.43**
	Expenses			
	Construction Cost incurred	(256.21)	(276.07)	(1,025.39)
	Employee Cost	(24.70)	(25.72)	(110.30)
	Admin, Selling & Marketing Expenses	(38.88)	(71.25)	(233.46)
	Income Tax Paid	(5.05)	(8.89)	(36.16)
B	**Total Expenses**	**(324.84)**	**(381.94)**	**(1,405.31)**
C=A-B	**Project Surplus**	**(5.14)**	**(13.25)**	**134.12**
	Less			
	Interest Cost	(66.59)	(68.90)	(251.23)
	Land Payments including advances & deposits*	(121.37)	(4.84)	(116.62)
	Add			
	Interest Income	0.35	2.01	7.51
D	**Operating Surplus**	**(192.75)**	**(84.98)**	**(226.22)**

Note: Numbers have been regrouped and does not strictly confirm to the presentation under audited AS 3 Cash Flow format

Cash Flow Statement (Contd)

Rs. crores

		Q1 FY17	Q4 FY16	FY 2016
	Investment Activity			
	Purchase of Fixed Assets	(2.21)	3.51	(9.32)
	Investment in Subsidiaries/Associates	-	-	0.44
	Investment in Mutual Funds	-	-	-
	Other Assets	(35.70)	-	-
	Net investment in bank deposits and margin monies	(30.87)	(11.90)	(11.99)
E	**Total from Investing Activity**	**(68.78)**	**(8.39)**	**(20.87)**
	Financing Activity			
	Loan (Drawal/Repayments)	138.20	235.97	397.31
	Share capital (including premium)	-	-	-
	Debentures (Drawal/Repayments)*	(61.31)	-	-
	Loan to Associates/Subsidiaries- Inflow/(Repayment)	-	-	0.05
	Advance to Sobha Aviation	-	-	(5.41)
	Dividend including DDT	-	-	(64.34)
F	**Total from Financing Activity**	**76.89**	**235.97**	**327.61**
G=D+E+F	**Net Operating Surplus**	**(184.64)**	**142.60**	**80.52**
	Opening Cash and Bank Balances	292.27	149.68	211.76
	Closing Cash and Bank Balances	**107.63**	**292.28**	**292.28**

Note: Numbers have been regrouped and does not strictly confirm to the presentation under audited AS 3 Cash Flow format
** Excludes land payment of Rs. 116 Cr for Thirumazhisai, Chennai Land received as OCDs in FY16*

Income Statement

PURAVANKARA

Consolidated Statement of Profit and Loss for the quarter ended 30 June 2016

Rs. crores

Particulars	Q1FY17	Q1FY16
Income from operations		
Revenue from projects	308.02	453.57
Other operating revenues	3.33	2.95
Total Income from operations	**311.35**	**456.52**
Expenses		
Material and contract cost	180.02	257.93
Land cost	53.83	221.56
(Increase)/decrease in inventory of properties under development and properties held for sale	(65.45)	(219.97)
Employee benefit expense	24.55	31.19
Depreciation and amortization expense	4.14	3.76
Advertising and sales promotion	8.83	11.23
Legal and professional charges	10.48	14.74
Rates and taxes *	2.81	13.08
Other expenses	16.84	21.91
Total expenses	**236.06**	**355.43**
Profit from operations before other income, finance expense, exceptional items, share of profit/(loss) of associate and minority interest	75.45	101.45
Other income	0.15	0.53
Profit from Ordinary activities before finance expense, exceptional items, share of profit/(loss) of associate and minority interest	75.60	101.98
Finance expense, net	62.35	54.61
Profit from ordinary activities before exceptional items, share of profit/(loss) of associate and minority interest	13.25	47.37
Exceptional items	-	-
Profit from ordinary activities before share of profit/(loss) of associate and minority interest	**13.25**	**47.37**
Tax expense	4.31	16.77
Net profit from ordinary activities after tax and before share of profit/(loss) of associate and minority interest	**8.94**	**30.60**

PURAVANKARA

Consolidated Statement of Profit and Loss for the quarter ended 30 June 2016 (Contd)

Rs. crores

Particulars	Q1FY17	Q1FY16
Extraordinary items (net of tax expenses)	-	-
Net profit from ordinary activities before share of profit/(loss) of associate and minority interest	8.94	30.60
Prior period income/(expenses) (net of tax expense)	-	-
Net profit from ordinary activities before share of profit/(loss) of associate and minority interest	8.94	30.60
Share of profit/(loss) of associates, net	0.94	0.01
Minority interest	0.36	0.11
Net Profit for the period	**10.24**	**30.72**
Other Comprehensive Income/(Loss) (net of tax expense)	(0.10)	(0.16)
Total Comprehensive Income/(Loss) for the period	**10.14**	**30.56**
Paid-up equity share capital (face value Rs. 5 /share)	118.58	118.58
Earnings per share (before extraordinary items) (not annualised)		
Basic (Rs.)	0.43	1.29
Diluted (Rs.)	0.43	1.29
Earnings per share (after extraordinary items) (not annualised)		
Basic (Rs.)	0.43	1.29
Diluted (Rs.)	0.43	1.29

PURAVANKARA

Reconciliation of Net Profit for the quarter 30 June 2015 reported under previous GAAP to Ind AS.

Rs. crores

Particulars	Quarter ended 30 Jun 2015
Net profit under Previous GAAP	23.23
Ind AS adjustments	
Application fof Guidance Note on real estate revenue recognition restrospectively	8.57
Impact of financial assets and liabilities carried at amortised cost	0.40
Impact of reversal of lease straightlining	0.30
Impac of reclassification of acturial gain/loss on employee benefit to other comprehensive income	0.16
Deferred tax impact on above adjustments	(2.05)
Impact on account of minority interest	0.11
Net Profit/ (loss) as per Ind AS	**30.72**
Other comprehensive income (net of tax)	(0.16)
Total comprehensive income /(loss) for the period	**30.56**

Debt

Debt Structure – June 2016

PURAVANKARA

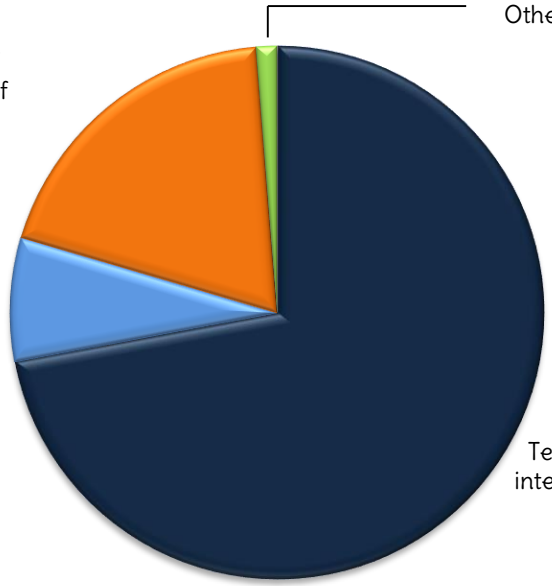

in Rs. Cr	*Q1 FY17*	*FY 2016*
Opening Balance	2,177	1,780
Additions during the period	163	1,359
Repayments during the period	46	962
Closing Balance	***2,295***	***2,177***
Less: Cash and Cash Equivalents	108	292
Net debt	***2,187***	***1,885***
Cost of Debt	11.84%	11.86%
Net Worth	2,336	2,305
Net Debt / Equity Ratio	**0.93**	**0.82**

Debt is rated as BBB (Outlook Stable) by ICRA
The above debt does not include Rs. 14.21 cr – Finance lease..
Gross Debt includes Rs 259 crores funded by Promoter.
Debt /NW do not include OCDs worth Rs. 116 crs received for Chennai Land transaction

Shareholding Pattern

PURAVANKARA

Shareholding Pattern – as on 30 June 2016

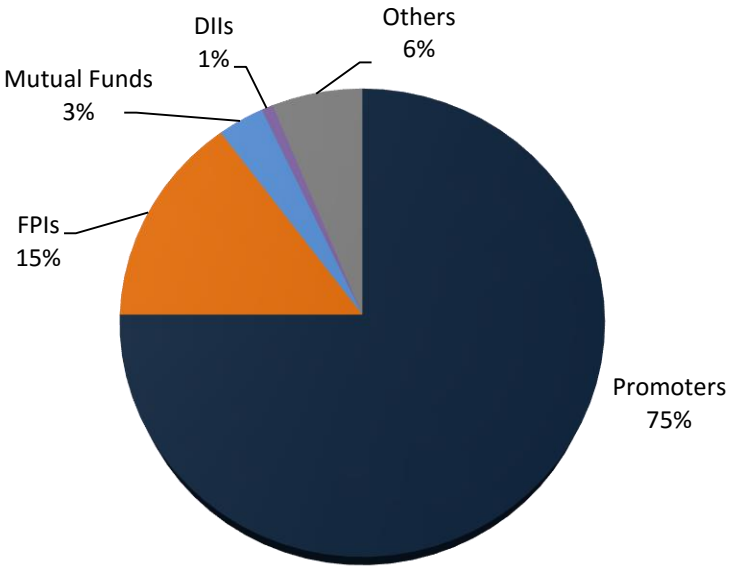

Key Shareholders

Notes

1. *Promoter Shares are unencumbered*

Mutual Funds	FPIs	Insurance and Bodies Corporate
Reliance AMC	GHI	Life Insurance Corporation
Axis Mutual Fund	HSBC	General Insurance Corporation
	College Retirement Equities Fund	Reliance Life Insurance
	Atyant Capital	

Stock Movement

Relative to BSE Realty Index and Sensex during June 30, 2015 to June 30, 2016

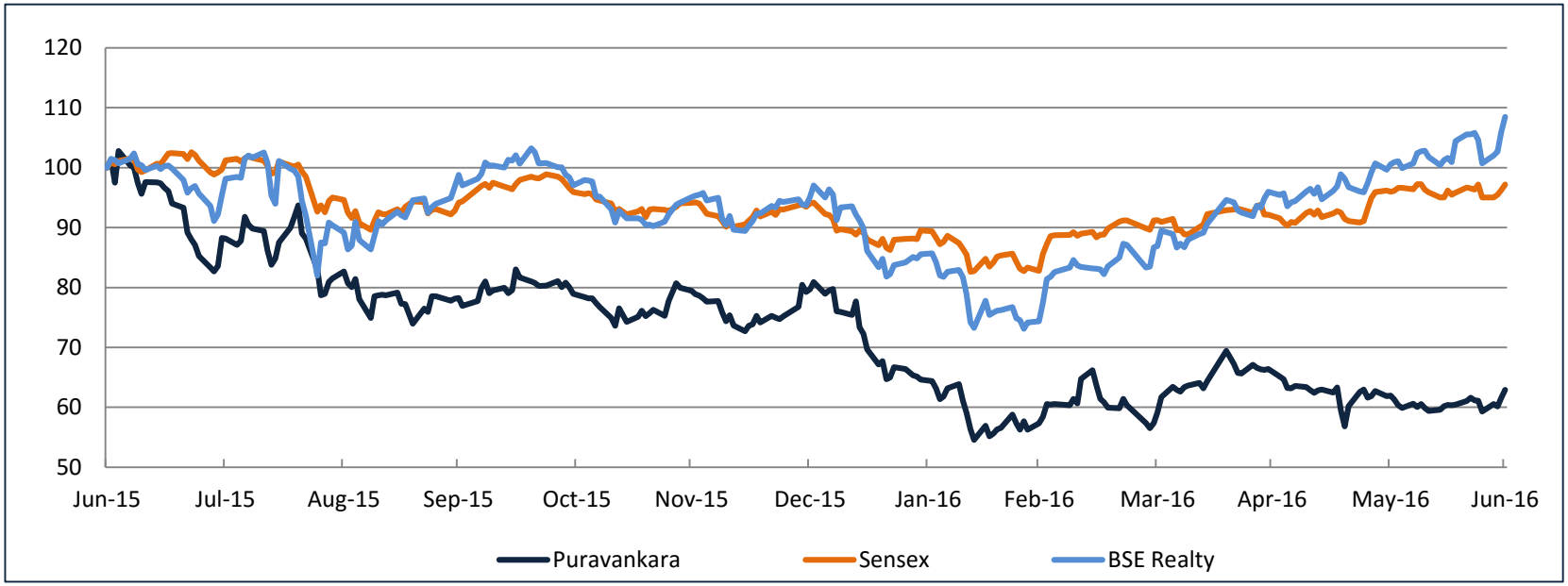

As on 31st March 2016	30-Jun-16	31-Mar-16	31-Mar-15
Price on BSE	50	47	62
% Change QoQ	6%	-26%	-27%
Number of shares (in Cr)	23.7	23.7	23.7
Market Capitalisation (Rs. Cr)	1,183	1,112	1470
52-week high	87.75		
52-week low	42.1		

Source: BSE as on June 30, 2016
Graph rebased to 100.

PURAVANKARA

Dedicated and experienced management team – committed to best practices of corporate governance

Executive team

Ravi Puravankara
Chairman
- Over 42 years of experience in real estate industry
- Former president of the International Real Estate Federation, Indian Chapter, Paris

Ashish Puravankara
Managing Director
- Bachelor's degree in Business Administration from Virginia Tech
- Master's degree in Business Administration from Willamette University in Salem, Oregon
- Head of Operations and Business in Bangalore

Nani R. Choksey
Joint Managing Director
- Experience of over 42 years in the real estate development, construction and finance sector
- Associated with the company since inception and responsible for finance and construction function

Non-Executive team

R.V.S. Rao
Independent Director
- Bachelor's degree in Commerce and Law
- Over 37 years of experience in banking and finance

Pradeep Guha
Independent Director
- Management Diploma from Asian Institute of Management, Manila
- Over 33 years of experience in marketing and advertising

Dr Suchitra Kaul Mishra
Independent Director
- Doctor of Philosophy from Mysore University
- Over 16 years of experience in Corporate and Social Service sectors

Bengaluru location map

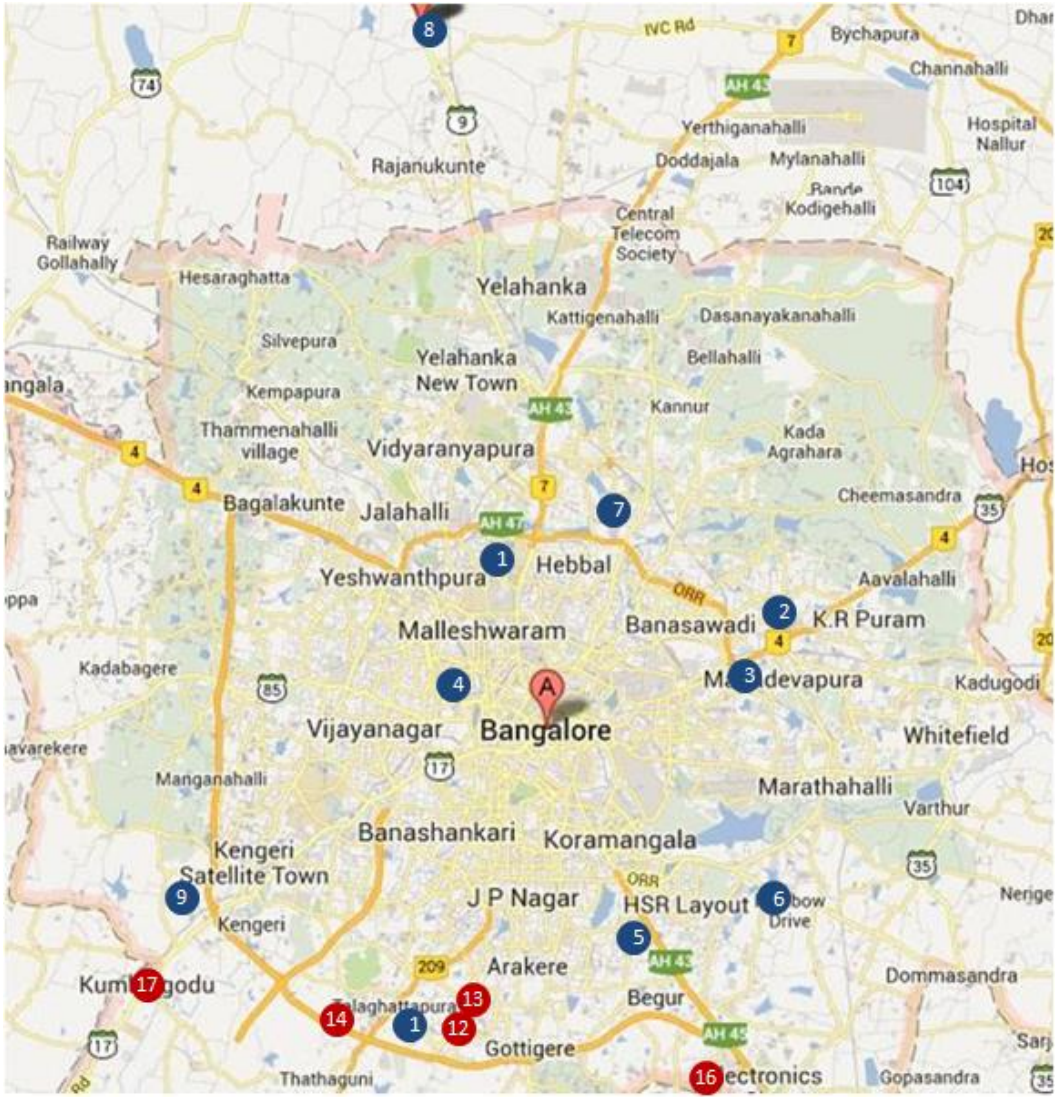

Sl. No.	Project Name
1	Highlands/High Crest, Mallasandra
2	Mid-Town, KR Puram
3	Seasons, CV Raman Nagar
4	Sunflower, Magadi Road
5	Skywood, Sarjapur Road
6	Whitehall, Sarjapur Road
7	Harmony, Thannisandra Road
8	Welworth City, Doddaballapur Road
9	Sunworth, Mysore Road
10	Gainz, Hosur Road
11	Skydale, Haralur
12	Mallasandra II
13	Kanakapura
14	UM Kaval
15	Coronation Square, JP Nagar
16	Kanchnayanakahalli
17	Mylasandra
18	Palm Beach, Hennur Road
19	Westend, Hosur Road
20	The Tree by Provident

● Current Projects

● Immediate Launches

Note: Map not to scale

Chennai location map

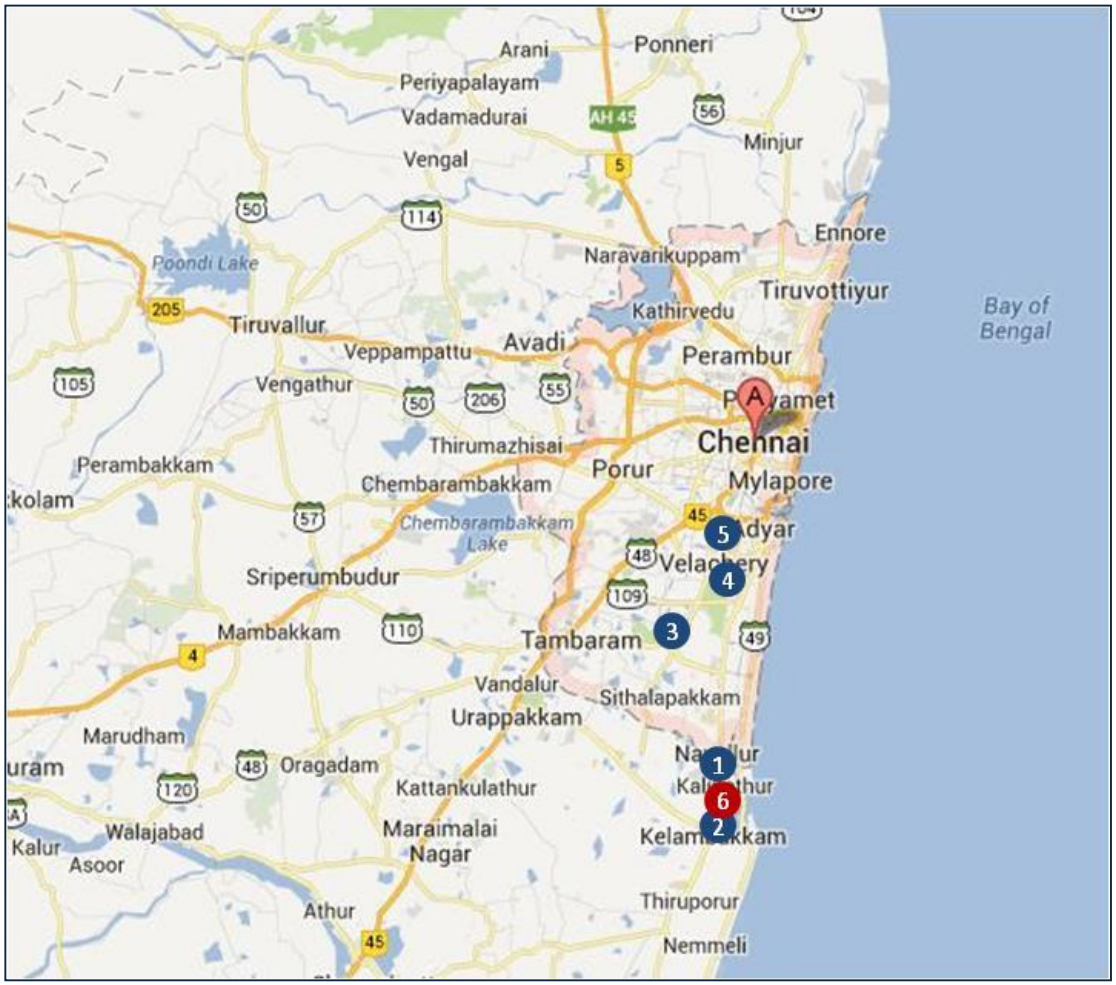

Sl. No.	Project Name
1	Cosmo City, Pudupakkam
2	Swan Lake, OMR
3	Windermere, Medavakkam
4	Primus, OMR
5	Moneto, Guindy
6	Pudupakkam

- Current Projects
- Immediate Launches

Note: Map not to scale

Kochi location map

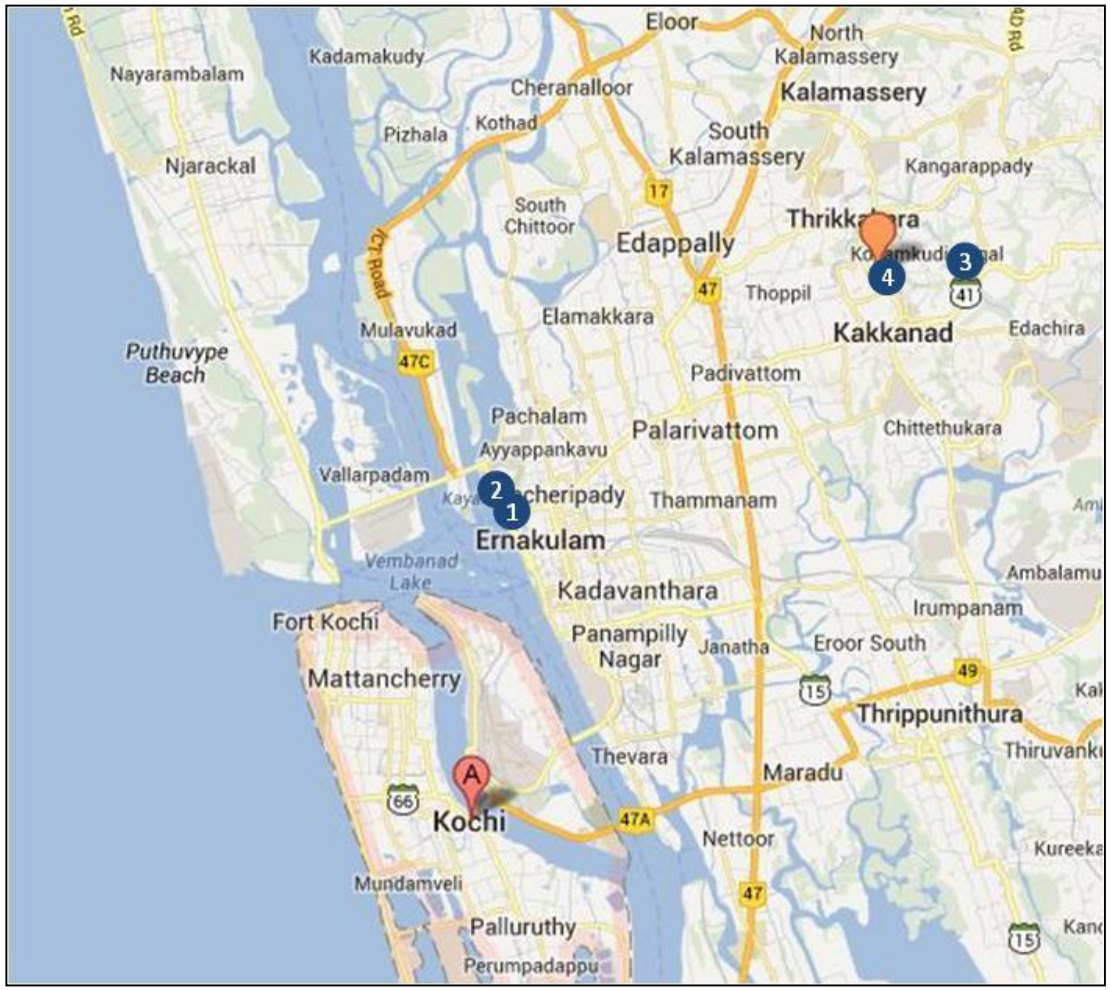

Note: Map not to scale

Sl. No.	Project Name
1	Oceana, Marine Drive
2	Grandbay, Marine Drive
3	Eternity, Kakkanad
4	Moonreach, Airport-Seaport Road

● Current Projects

Coimbatore location map

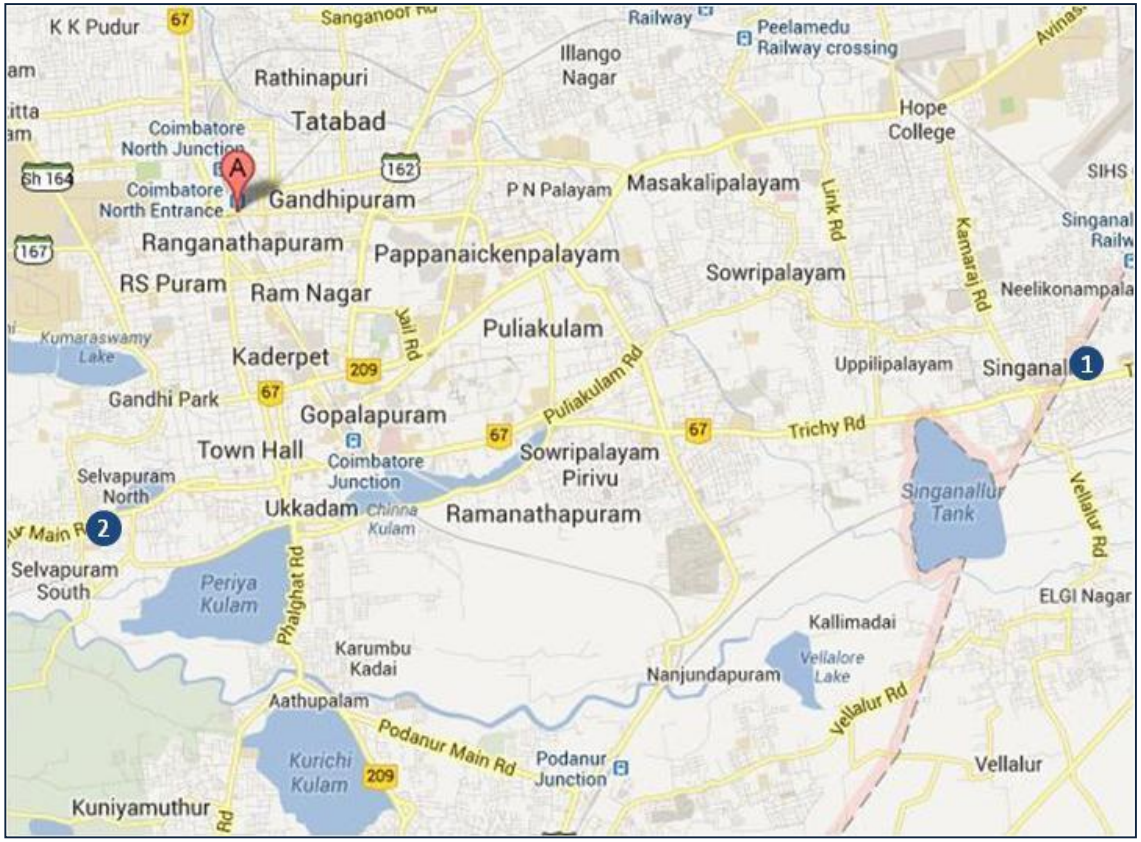

Sl. No.	Project Name
1	Bluemont/Amaiti, Trichy Road
2	GreenPark, Selvapuram

● Current Projects

Note: Map not to scale

Mangalore location map

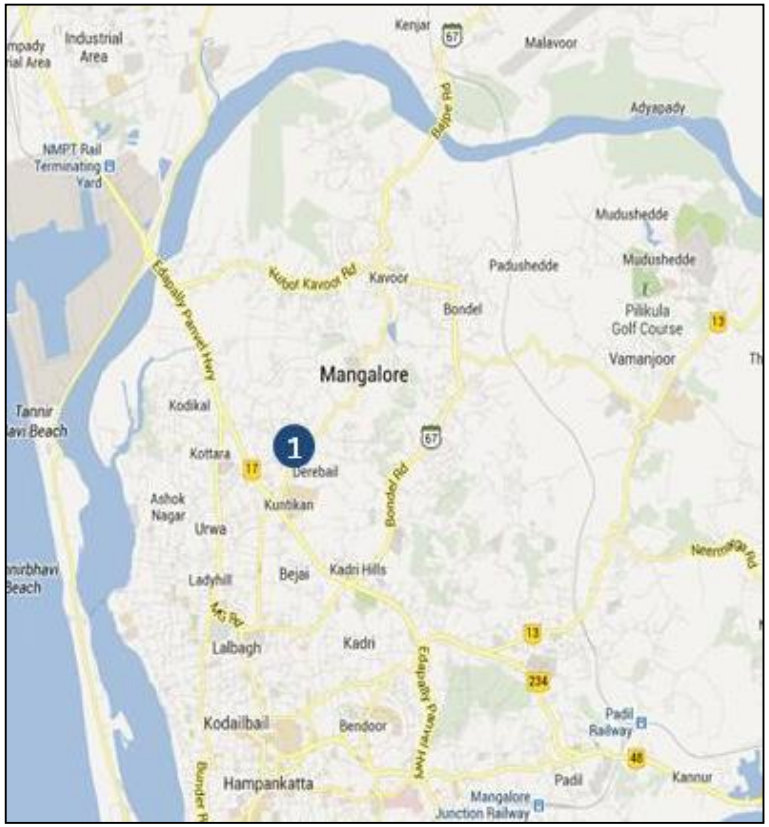

Sl. No.	Project Name
1	Skyworth, Derebail

Note: Map not to scale

Hyderabad location map

Sl. No.	Project Name
1	Summit, Kondapur

● Current Projects

Project Pictures

Project Pictures

Project Pictures

Project Pictures



Project Pictures

Awards and achievements

Awards for Puravankara projects

Purva Grand Bay - *ESTRADE REAL ESTATE AWARDS 2015 - Best Project in a Non- Metro – 2015*
Indian Concrete Institute(ICI), Kochi and UltraTech Cement Limited Best Residential Building - 2015

Purva Evoq - *7th REALTY PLUS EXCELLENCE AWARDS for Residential Property of the Year – 2015*

Purva Venezia - *Received Themed Project of the Year at the 6th Realty Plus Excellence Award, 2014*
Awarded Residential Project of the Year at the Construction Week Awards, 2014
Awarded the "Best Ornamental Garden - 2014" by Govt. of Karnataka, Horticulture department 2014
CMO Asia Awards Residential Property of the Year, 2013

Awards for Provident projects

Sunworth - *7th REALTY PLUS EXCELLENCE AWARDS for Affordable Housing Project of the Year - Provident Sunworth, 2015.*

Welworth City - *Indian Concrete Institute Awards - Best Concrete Structure Appreciation Award -2015.*
Popular Choice – Affordable Housing of the Year, 2013 at Real Estate Awards for Retail Excellence.

Management awards

Ravi Puravankara –
'BRAND ACHIEVERS AWARD - Lifetime achievement Award for Excellence 2015
Scroll of Honour' award at the Realty Plus Conclave & Excellence Awards 2014 (South) for Ravi Puravankara
Lifetime Achiever's Award for Outstanding Contribution to Real Estate at Realty Excellence Awards, 2012 and CMO Asia Awards for Retail Excellence 2013

Ashish Puravankara –
BRAND ACHIEVERS AWARD -Entrepreneur of the year of the Year (Real Estate) 2015
CONSTRUCTION WEEK INDIA 2015 - Real Estate Person of the Year 2015
Young Achievers Award , 6th Realty Plus Awards, 2014.

Jackbastian Nazareth -
Pathfinders Award for the Most Enterprising CXO - JACKBASTIAN KAITAN NAZARETH at the 6th Realty Plus Awards, 2014.
Most Enterprising CXO, 2013 at Real Estate Awards for Retail Excellence

Corporate awards

Puravankara Projects – Global Real Estate Brand Awards for Marketer of the Year - 2015

Puravankara Projects – *ASIAN CSR LEADERSHIP AWARD 2015 - Best Financial & Corporate Reporting - 2015*

Puravankara Projects – *Fastest Growing Developer of the Year. - 2015*

Provident Housing Limited - NDTV Property Awards for Innovation Leader in Budget Housing 2014

Marketer of the Year – Puravankara Projects Limited, *CMO Asia Awards for Retail Excellence 2013*

Developer of the Year – Residential, *CMO Asia Awards for Retail Excellence 2013*

Disclaimer

This presentation contains certain forward-looking statements. These statements involve risks and uncertainties, and actual results may differ. Risks and uncertainties include without limitation the effect of competitive and economic factors, and the Company's reaction to those factors, on continued competitive pressures in the marketplace; the ability of the Company to deliver to the marketplace and stimulate customer demand for its projects; and availability of key executives and employees; war, terrorism, and other circumstances that could disrupt supply, delivery, or demand for projects. The Company may, from time to time, make additional written and oral forward looking statements, including its reports to shareholders. The Company does not undertake to update any forward-looking statements that may be made from time to time by or on behalf of the Company. The Company reserves the right to modify, alter or revise the structure / content of this presentation at its sole discretion without any obligation to any person.

THANK YOU

Puravankara Projects Limited
130/1, Ulsoor Road,
Bengaluru - 560042
Tel: 080-25599000/43439999
Corporate Identification Number : L45200KA1986PLC051571
Website:- www.puravankara.com

Please contact: Mr. Hari Ramakrishnan, Deputy Chief Financial Officer
Email: hariramky@puravankara.com; Tel: +91-80-4343 9794