



Prudential Sugar Corporation Limited

Regd. Office : "Akash Ganga" Plot No. 144, Srinagar Colony, Hyderabad - 500 073. T.S. INDIA
Tel : +91-40-67334412, Fax : +91-40-67334433 | Email : pscl.secretarial@gmail.com | www.prudentialsugar.com
CIN : L15432TG1990PLC032731

Ref: PSCL/SE/2024-25/Nov -

Date: 14/11/2024

To
The General Manager,
Corporate Relations Department,
BSE Limited
Phiroze Jeejeebhoy Towers,
Dalal Street, **Mumbai - 400001.**
Maharashtra State, India.
Script Code: 500342

To
Asst Vice President,
National Stock Exchange of India Limited
Exchange Plaza Block G, C 1,
Bandra Kurla Complex, G Block, Bandra East,
Mumbai - 400051.
Maharashtra State, India.
Script Code: PRUDMOULI

To
The Calcutta Stock Exchange Limited,
#7, Lyons Range, Murgighata,
Dalhousie, **Kolkata - 700001,**
West Bengal State, India.
Script Code: 026037

Dear Sir/Madam,

Sub: Outcome of the Board Meeting of Prudential Sugar Corporation Limited

Ref: Regulation 29, 33 & 47 of the SEBI (LODR) 'Regulations, 2015.

In just concluded Meeting of Board of Directors, the Board has Approved and considered the following items:

1. Unaudited (Standalone and Consolidated) Financial Statements for the Quarter and Half year ended September 30, 2024 (annexed herewith);
2. Limited review report from the Statutory Auditor on Unaudited (Standalone and Consolidated) Financial Statements for the Quarter and Half year ended September 30, 2024 (annexed here with);
3. Reconstitution of the Audit Committee, Nomination & Remuneration Committee and Stakeholders Relationship Committee of the Company.
4. Investment in its sister Company, Helous Sustainable Energy Limited to set up a 340 MW Solar Power Module Plant in the State of Rajasthan.

We hereby submit that the Board Meeting had commenced at 04:30 PM and concluded at 06:30 PM.

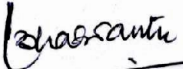
This intimation is also uploaded on the Company website: www.prudentialsugar.com


We request you to take the above information on record and acknowledge the receipt of the same.

Thanking you,

Yours faithfully,

For Prudential Sugar Corporation Limited


Authorised Signatory
Encl.: as above





PRUDENTIAL SUGAR CORPORATION LIMITED

CIN: L15432TG1990PLC032731

Reg off Add: Akash Ganga, Plot No.144, Srinagar Colony, Hyderabad - 500 073, Telangana State, India

| S.No. | Particulars | Part - I: Standalone & Consolidated Statement of Unaudited Results for the Half-Year Ended September 30, 2024 | | | | | | (Rs. In Lakhs) | | | | | |
|-------|----------------------------------------------------------------------------------------|---------------------------------------------------------------------------------------------------------------|-----------------|---------------|-------------------|---------------|------------------|-----------------|-----------------|---------------|-------------------|-----------------|------------------|
| | | Standalone | | | | | | Consolidated | | | | | |
| | | 3 Months Ended | | | Half Yearly ended | | Year Ended | 3 Months Ended | | | Half Yearly ended | | Year Ended |
| | 30-09-2024 | 30-06-2024 | 30-09-2023 | 30-09-2024 | 30-09-2023 | (31-03-2024) | 30-09-2024 | 30-06-2024 | 30-09-2023 | 30-09-2024 | 30-09-2023 | (31-03-2024) | |
| | Unaudited | Unaudited | Unaudited | Unaudited | Unaudited | Audited | Unaudited | Unaudited | Unaudited | Unaudited | Unaudited | Audited | |
| 1 | Revenue | | | | | | | | | | | | |
| | a) Income from operations | 1,912.48 | 3,403.97 | 100.04 | 5,316.45 | 818.47 | 10,483.54 | 1,912.48 | 3,403.97 | 100.03 | 5,316.45 | 818.46 | 10,483.54 |
| | b) Other Income | 105.26 | 89.99 | 80.60 | 195.25 | 170.67 | 412.84 | 389.85 | 273.50 | 201.08 | 663.35 | 404.50 | 809.76 |
| | Total Revenue (a+b) | 2,017.74 | 3,493.96 | 180.63 | 5,511.70 | 989.13 | 10,896.38 | 2,302.33 | 3,677.47 | 301.11 | 5,979.80 | 1,222.96 | 11,293.30 |
| 2 | Expenses | | | | | | | | | | | | |
| | a) Cost of Materials Consumed | - | - | - | - | - | - | - | - | - | - | - | - |
| | b) Purchase of stock-in-trade | 1,879.88 | 3,361.13 | - | 5,241.01 | 649.43 | 9,610.14 | 1,879.88 | 3,361.13 | - | 5,241.01 | 649.42 | 9,610.14 |
| | c) Changes in inventories of finished goods, work-in-progress and stock-in-Trade | 5.96 | -5.96 | - | -0.00 | - | - | 5.96 | -5.96 | - | -0.00 | - | - |
| | d) Employee benefits expenses | 12.85 | 13.60 | 10.56 | 26.45 | 19.68 | 84.66 | 26.36 | 27.85 | 16.36 | 54.21 | 31.56 | 102.36 |
| | e) Finance Cost | 69.96 | 61.07 | - | 131.03 | - | 79.35 | 69.96 | 61.07 | - | 131.03 | - | 79.35 |
| | f) Depreciation and amortization expense | 0.21 | 0.21 | 0.24 | 0.43 | 0.48 | 0.95 | 0.21 | 0.21 | 0.24 | 0.43 | 0.48 | 0.95 |
| | g) Other expenses | 17.84 | 40.89 | 51.80 | 58.73 | 74.11 | 605.24 | 19.07 | 46.69 | 53.91 | 65.76 | 79.08 | 613.30 |
| | Total Expenses | 1,986.71 | 3,470.94 | 62.60 | 5,457.65 | 743.70 | 10,380.34 | 2,001.45 | 3,490.99 | 70.51 | 5,492.44 | 760.54 | 10,406.10 |
| 3 | Profit / (Loss) from operations before exceptional items (1-2) | 31.03 | 23.01 | 118.03 | 54.04 | 245.43 | 516.04 | 300.89 | 186.48 | 230.60 | 487.36 | 462.42 | 887.20 |
| 4 | Exceptional Items | - | - | - | - | - | 43.46 | - | - | - | - | - | 43.46 |
| 5 | Profit / (Loss) from before tax (3+4) | 31.03 | 23.01 | 118.03 | 54.04 | 245.43 | 472.58 | 300.89 | 186.48 | 230.60 | 487.36 | 462.42 | 843.74 |
| 6 | Tax Expense | | | | | | | | | | | | |
| | (a) Current Tax | 7.37 | 5.59 | 32.88 | 12.96 | 68.32 | 114.78 | 82.44 | 51.07 | 64.20 | 133.51 | 128.69 | 218.03 |
| | (b) Deferred Tax | - | - | - | - | - | - | - | - | - | - | - | - |
| | Total Tax Expenses | 7.37 | 5.59 | 32.88 | 12.96 | 68.32 | 114.78 | 82.44 | 51.07 | 64.20 | 133.51 | 128.69 | 218.03 |
| 7 | Net Profit / (Loss) after tax but before prior period items (5-6) | 23.66 | 17.42 | 85.15 | 41.09 | 177.11 | 357.80 | 218.45 | 135.42 | 166.40 | 353.85 | 333.73 | 625.70 |
| 8 | Share of Profit/(loss) of Subsidiary, Associate and JV using for Equity Method | - | - | - | - | - | - | - | - | - | - | - | - |
| 9 | Total Profit/(loss) fro period from Continuing Operations (7+8) | - | - | - | - | - | - | - | - | - | - | - | - |
| 10 | Prior period Item | - | - | - | - | - | - | - | - | - | - | - | - |
| 11 | Net Profit / (Loss) after taxes, Extraordinary items, Prior period items (9+10) | 23.66 | 17.42 | 85.15 | 41.09 | 177.11 | 357.80 | 218.45 | 135.42 | 166.40 | 353.85 | 333.73 | 625.70 |
| 12 | Other Comprehensive Income | | | | | | | | | | | | |
| | (A) (i) Items that will not be reclassified to profit or loss | - | - | - | - | - | - | - | - | - | - | - | - |
| | (ii) Income-tax relating to items that will not be reclassified to profit or loss | - | - | - | - | - | - | - | - | - | - | - | - |
| | (B) (i) Items that will be reclassified to profit or loss | - | - | - | - | - | - | - | - | - | - | - | - |
| | (ii) Income-tax relating to items that will be reclassified to profit or loss | - | - | - | - | - | - | - | - | - | - | - | - |
| | Other Comprehensive Income (net) | - | - | - | - | - | - | - | - | - | - | - | - |
| 13 | Total Comprehensive Income for the Period (11+12) | 23.66 | 17.42 | 85.15 | 41.09 | 177.11 | 357.80 | 218.45 | 135.42 | 166.40 | 353.85 | 333.73 | 625.70 |

| | | | | | | | | | | | | | |
|----|----------------------------------------------------------------------------------------|----------|----------|----------|----------|----------|----------|----------|----------|----------|----------|----------|----------|
| 14 | Paid-up equity share capital of Rs.10 Each | 3,225.20 | 3,225.20 | 3,312.70 | 3,225.20 | 3,312.70 | 3,225.20 | 3,225.20 | 3,225.20 | 3,312.70 | 3,225.20 | 3,312.70 | 3,225.20 |
| 15 | Other Equity | | | | | | | | | | | | |
| 16 | i) Earnings Per Share (before extraordinary items) (of Rs.10/- each) (not annualized): | | | | | | | | | | | | |
| | a) Basic | 0.07 | 0.05 | 0.26 | 0.13 | 0.55 | 0.64 | 0.68 | 0.42 | 0.51 | 1.10 | 1.03 | 1.94 |
| | b) Diluted | 0.07 | 0.05 | 0.23 | 0.12 | 0.49 | 0.64 | 0.66 | 0.41 | 0.46 | 1.07 | 0.92 | 1.94 |
| | ii) Earnings Per Share (after extraordinary items) (of Rs.10/- each) (not annualized): | | | | | | | | | | | | |
| | a) Basic | 0.07 | 0.05 | 0.26 | 0.13 | 0.55 | 0.64 | 0.68 | 0.42 | 0.51 | 1.10 | 1.03 | 1.94 |
| | b) Diluted | 0.07 | 0.05 | 0.23 | 0.12 | 0.49 | 0.64 | 0.66 | 0.41 | 0.46 | 1.07 | 0.92 | 1.94 |
| | See accompanying note to the Financial Results | | | | | | | | | | | | |


Notes:

- The above unaudited (standalone and Consolidated) financial results have been reviewed by the Audit Committee of its meeting held on 14.11.2024 and the same were approved and taken on record by the Board of Directors at its meeting held on the same day.
- The Statutory Auditors of the Company have carried out the Limited review of the above unaudited financial results for the Quarter and Half Year ended September 30, 2024.
- The Company has only one segment which is 'Sugar'. Therefore, disclosure relating to segment is not applicable and accordingly not made.
- Previous period's figures have been rearranged / regrouped wherever necessary.
- The Company has issued 16% Cumulating Redeemable Preferential Shares to promoters in the year 1995-96 redeemable on or before 12.01.2005 which is pending redemption to the tune of Rs.8.00 lakhs. The company has also issued 16% Cumulative Redeemable Preference Shares for Rs.400.00 lakhs in the year 1996-97 redeemable on or before 10.02.2006. The company could not redeem the above shares in time as it was registered with BIFR. If redeemed with accumulative dividend the liability is to be ascertained in terms of the modified SEBI.
- The quarterly unaudited Financial results for the Quarter and Half Year ended September 30, 2024, being available on the Company's Website i.e., www.prudentialsugar.com and also available on BSE website i.e., www.bseindia.com and NSE Website i.e., www.nseindia.com.

For Prudential Sugar Corporation limited

Vinod Kumar Baid

Vinod Kumar Baid
Chairman
DIN: 00010142





PRUDENTIAL SUGAR CORPORATION LIMITED

CIN: L15432TG1990PLC032731

Reg off Add: Akash Ganga, Plot No.144, Srinagar Colony, Hyderabad - 500 073, Telangana State, India

| Part - II : Statement of Assets and Liabilities | | Standalone | | Consolidated | |
|-------------------------------------------------|--------------------------------------------------------------|--------------------------------|--------------------------|--------------------------------|--------------------------|
| | | September 30, 2024 (Unaudited) | March 31, 2024 (Audited) | September 30, 2024 (Unaudited) | March 31, 2024 (Audited) |
| S.No. | Particulars | | | | |
| A | ASSETS | | | | |
| 1 | Non-Current Assets | | | | |
| | a) Property, Plant and Equipment | 15.18 | 15.61 | 258.18 | 258.61 |
| | b) Capital Work-in-progress | | | | |
| | c) Right-of-use assets | | | | |
| | d) Other intangible Assets | | | | |
| | e) Financial Assets | | | | |
| | i) Investments | | | | |
| | ii) Loans | | | | |
| | iii) Trade Receivables | | | | |
| | iii) Other Financial Assets | | | | |
| | f) Deferred tax Assets (net) | | | | |
| | g) Other Non-Current Assets | | | | |
| | Total Non-Current Assets | 15.18 | 15.61 | 258.18 | 258.61 |
| 2 | Current Assets | | | | |
| | a) Inventories | | | | |
| | b) Financial Assets | | | | |
| | i) Investments | 315.27 | 315.27 | 55.28 | 55.28 |
| | ii) Trade Receivables | 1010.86 | 865.19 | 1010.86 | 865.19 |
| | ii) Cash and Cash Equivalents | 4.5 | 586.82 | 5.14 | 587.40 |
| | iv) Bank Balance other than (iii) above | | | | |
| | v) Loans & Advances | 5960.41 | 5830.91 | 8676.84 | 7857.76 |
| | vi) Other Financial Assets | 4768.62 | 3532.75 | 5298.90 | 4290.15 |
| | c) Current Tax Assets (net) | | | | |
| | d) Other Current Assets | | | | |
| | e) Deferred tax Assets (net) | 1525.94 | 1525.94 | 1525.94 | 1525.94 |
| | Total Current Assets | 13585.6 | 12656.88 | 16572.96 | 15181.72 |
| | Total Assets (A) | 13,600.78 | 12,672.50 | 16,831.13 | 15,440.32 |
| B | EQUITY AND LIABILITIES | | | | |
| 1 | Equity | | | | |
| | a) Equity Share Capital | 3633.20 | 3633.20 | 3633.20 | 3633.20 |
| | b) Other Equity | 5136.24 | 5095.16 | 7359.2 | 7005.34 |
| | Total Equity | 8769.44 | 8728.36 | 10992.4 | 10638.54 |
| 2 | Liabilities | | | | |
| | Non-Current Liabilities | | | | |
| | a) Financial Liabilities | | | | |
| | i) Borrowings | 2346 | 2402.27 | 2346 | 2402.27 |
| | ii) Trade Payables | | | | |
| | a. Total outstanding dues of Micro and Small Enterprises | | | | |
| | b. Total Outstanding dues of Creditors other than (a. above) | | | | |
| | iii) Other Financial Liabilities | | | | |
| | b) Provisions | | | | |
| | c) Deferred Tax Liabilities (net) | | | | |
| | d) Other Non-Current Liabilities | | | | |
| | Total Non-Current Liabilities | 2346 | 2402.27 | 2346 | 2402.27 |
| 3 | Current Liabilities | | | | |
| | a) Financial Liabilities | | | | |
| | i) Borrowings | 600 | 632.83 | 600 | 632.83 |
| | ii) Trade Payables | 0.69 | 0.95 | 0.69 | 0.95 |
| | a. Total outstanding dues of Micro and Small Enterprises | | | | |
| | b. Total Outstanding dues of Creditors other than (a. above) | | | | |
| | iii) Other Financial Liabilities | 292.4 | 292.4 | 542.41 | 542.41 |
| | b) Other Current Liabilities | 355.41 | 342.46 | 1480.11 | 487.30 |
| | c) Provisions | 1236.84 | 273.23 | 869.53 | 736.02 |
| | d) Current Tax Liabilities (net) | | | | |
| | Total Current Liabilities | 2485.34 | 1541.88 | 3492.7 | 2399.5 |
| | Total Liabilities (2+3) | 4831.34 | 3944.15 | 5838.7 | 4801.8 |
| | Total Equity and Liabilities (1+2+3) | 13600.78 | 12672.50 | 16831.13 | 15440.32 |



PRUDENTIAL SUGAR CORPORATION LIMITED

CIN: L15432TG1990PLC032731

Reg off Add: Akash Ganga, Plot No.144, Srinagar Colony, Hyderabad - 500 073, Telangana State, India

| Part - II : Cash Flow Statement | | Standalone | | Consolidated | |
|---------------------------------|--------------------------------------------------------------------------------------------------------------------------------------------------------------------------|-----------------------------------|-----------------------------|-----------------------------------|-----------------------------|
| | | September 30, 2024 (Unaudited) | March 31, 2024 (Audited) | September 30, 2024 (Unaudited) | March 31, 2024 (Audited) |
| S.No. | Particulars | | | | |
| A | Cash flow from Operating Activities | | | | |
| | Profit before Tax | 41.08 | 357.80 | 353.86 | 625.70 |
| | Adjustments for: | | | | |
| | a. Depreciation and amortization expense | 0.43 | 0.95 | 0.43 | 0.95 |
| | b. Sundry Balance Written off | | 4.7 | | |
| | c. Loss on Property, plant and equipment sold or discarded | | | | |
| | d. Allowances for expected credit Losses | | | | |
| | e. Provision for obsolete and slow moving capital work-in-progress | | | | |
| | f. Provision for obsolete and slow moving stores and spares, written back | | | | |
| | g. Allowances for expected credit loss or longer required, written back | | | | |
| | h. Liabilities/Provisions no longer required, written back | | | | |
| | i. Finance Costs | | | | |
| | j. Interest Income | -180.96 | -408.37 | 131.03 | 79.35 |
| | k. Income from investment in mutual funds | | | | |
| | m. Other Income | | | | |
| | l. Dividend income on investments in associates | | | | |
| | Operating profit before working capital changes | -139.45 | -44.92 | 485.32 | 706.00 |
| | Changes in Working Capital: | | | | |
| | Adjustments for (increase)/decrease | | | | |
| | a. Financial Assets | | | -1827.83 | -1449.46 |
| | b. Other Current Assets | -1365.36 | -1029.68 | | |
| | c. Inventories | | | | |
| | d. Trade Receivables | -145.67 | -853.85 | -145.67 | -853.85 |
| | e. Non-Current Assets | | | | |
| | Adjustments for (increase)/decrease | | | | |
| | a. Current Liabilities | 963.6 | -1041.65 | 992.80 | -988.39 |
| | b. Non-Current Liabilities | | | | |
| | c. Trade payables | -0.26 | -2.46 | -0.27 | -2.46 |
| | d. Other Financial Liability | -89.1 | 2958.83 | 0 | -65 |
| | e. Provisions | 12.96 | 114.78 | 133.51 | 218.04 |
| | Cash flow generated from Operating activities (gross) | -763.28 | 101.05 | -362.14 | -2435.12 |
| | Less: Income-tax paid (net) | | | | |
| | Net Cash flow generated from operating Activities (A) | -763.28 | 101.05 | -362.14 | -2435.12 |
| B | Cash flow from Investing Activities | | | | |
| | a. Payment for purchase of property, plant and equipment (including other intangible assets, capital work-in-progress, capital advances and creditors for capital goods) | | | | |
| | b. (Investment) in bank deposits with maturity more than three months | | | | |
| | c. Maturity of bank deposits with maturity more than three months | | | | |
| | d. Movement in restricted bank balance | | | | |
| | e. (investment) in mutual funds | | | | |
| | f. Proceeds from sale of mutual funds | | | | |
| | g. Interest received on term deposits with banks | | | | |
| | h. Dividend received from associates | | | | |
| | i. Other Income | 180.96 | 408.37 | | |
| | Net cash flow (used in) investing activities (B) | 180.96 | 408.37 | 0 | 0 |
| c | Cash flow from financing activities | | | | |
| | a. Interest & Other Charges | | | -131.03 | -79.35 |
| | b. Term Loan | | | -89.1 | 3023.83 |
| | Net cash flow (used in) financing activities (c) | 0 | 0 | -220.13 | 2944.48 |
| D | Net increase/decrease in cash and cash equivalents (A+B+C) | -582.32 | 509.42 | -582.27 | 509.36 |
| E | Cash and cash equivalents as at the beginning of the year | 586.82 | 77.41 | 587.4 | 78.05 |
| F | Cash and cash equivalents as at the end of the year | 4.50 | 586.84 | 5.14 | 587.40 |
| G | Cash and Cash equivalents at the end of the year | | | | |
| | i. Balance with banks in current accounts | 2.87 | 586.52 | 2.93 | 0.88 |
| | ii. Cash on Hand | 1.64 | 0.31 | 2.21 | 586.52 |
| | ii. Balances with banks in fixed deposits with original maturity of less than three months | | | | |
| | | 4.50 | 586.84 | 5.14 | 587.4 |

Independent Auditor's Review Report on unaudited quarterly consolidated financial results of the Company Pursuant to the Regulation 33 of the SEBI (Listing Obligations and Disclosure Requirements) Regulations, 2015

To

The Board of Directors,

Prudential Sugar Corporation Limited (Holding Company)

1. We have reviewed the accompanying Statement of Consolidated Unaudited Financial Results of Prudential Sugar Corporation Limited ("the Parent") and its subsidiaries (the Parent and its subsidiaries together referred to as "the Group"), and its share of the net profit/(loss) after tax and total comprehensive income / loss of its subsidiaries for the quarter and half year ended 30th September 2024 ("the Statement"), being submitted by the Parent pursuant to the requirement of Regulation 33 of the SEBI (Listing Obligations and Disclosure Requirements) Regulations, 2015, as amended.
2. This Statement, which is the responsibility of the Parent's Management and approved by the Parent's Board of Directors, has been prepared in accordance with the recognition and measurement principles laid down in Indian Accounting Standard 34 "Interim Financial Reporting" ("Ind AS 34"), prescribed under Section 133 of the Companies Act, 2013, and other accounting principles generally accepted in India. Our responsibility is to express a conclusion on the Statement based on our review.
3. We conducted our review of the Statement in accordance with the Standard on Review Engagements (SRE) 2410 "Review of Interim Financial Information Performed by the Independent Auditor of the Entity", issued by the Institute of Chartered Accountants of India. A review of interim financial information consists of making inquiries, primarily of persons responsible for financial and accounting matters, and applying analytical and other review procedures. A review is substantially less in scope than an audit conducted in accordance with Standards on Auditing and consequently does not enable us to obtain assurance that we would become aware of all significant matters that might be identified in an audit. Accordingly, we do not express an audit opinion.

We also performed procedures in accordance with the circular issued by the SEBI under Regulation 33 (8) of the SEBI (Listing Obligations and Disclosure Requirements) Regulations, 2015, as amended, to the extent applicable.

4. The Statement includes the results of the following entities:
 - i. Prudential Amanna Sugar Limited
5. Based on our review conducted as stated in paragraph 3 above nothing has come to our attention, except as stated below, that causes us to believe that the accompanying Statement, prepared in accordance with the recognition and measurement principles laid down in the aforesaid Indian Accounting Standard and other accounting principles generally accepted in India, has not disclosed the information required to be disclosed in terms of Regulation 33 of the SEBI

(Listing Obligations and Disclosure Requirements) Regulations, 2015, as amended, including the manner in which it is to be disclosed, or that it contains any material misstatement, subject to the below:

- The accounts of the company are not prepared as per the IND AS norms,
 - Advances have been paid/received to/from various parties, the details, confirmation/reconciliation/purpose is yet to be provided,
 - The Balances of Current Assets, Other Non-Current Assets, Current Liabilities, Non-Current Liabilities, Other Non-Current Liabilities & Other Current Liabilities are subject to confirmations/reconciliations,
 - The Company has various legal cases pending before Hon'ble Courts & other Government authorities, at various levels, the outcome of these cases cannot be ascertained,
 - The impact of all the above is unascertainable.
6. We did review the interim financial results of subsidiaries included in the consolidated unaudited financial results, whose interim financial statements / financial information / financial results reflect total revenues of Rs.58,319.93 thousands, total netprofit/(loss) after tax of Rs. 31,277.71 thousands and total comprehensive Profit of Rs. 31,277.71 for the quarter ended 30th September,2024, respectively and cash flows (net) of Rs.6.00 thousands, for the period ended 30th September,2024 as considered in the consolidated unaudited financial results.

These interim financial statements / financial information / financial results have been reviewed by other auditors whose reports have been furnished to us by the Management and our conclusion on the Statement, in so far as it relates to the amounts and disclosures included in respect of these subsidiaries, is based solely on the reports of the other auditors and the procedures performed by us as stated in paragraph 3 above.

Our conclusion on the Consolidated Financial Statement is not modified in respect of the above matters.

For PPKG & Co.
Chartered Accountants
(Firm's Registration No. 009655S)

Giridhari Lal Toshniwal

Giridhari Lal Toshniwal
(Partner)
(Membership No. 205140)
UDIN: 24205140BKAL0J4550



Place: Hyderabad
Date: 14th November 2024

Independent Auditor's Review Report on unaudited quarterly standalone financial results of the Company Pursuant to the Regulation 33 of the SEBI (Listing Obligations and Disclosure Requirements) Regulations, 2015

To,
The Board of Directors of
Prudential Sugar Corporation Limited

We have reviewed the accompanying statement of unaudited financial results of Prudential Sugar Corporation Limited for the quarter and half year ended 30th September 2024 ("the Statement"), being submitted by the Company pursuant to the requirements of Regulation 33 of the SEBI (Listing Obligations and Disclosure Requirements) Regulations, 2015, as amended ("Listing Regulations").

This Statement, which is the responsibility of the Company's Management and approved by the Company's Board of Directors, has been prepared in accordance with the recognition and measurement principles laid down in the Indian Accounting Standard 34 "Interim Financial Reporting" ("Ind AS 34"), prescribed under Section 133 of the Companies Act, 2013 read with relevant rules issued thereunder and other accounting principles generally accepted in India and in compliance with Regulation 33 of the Listing Regulations. Our responsibility is to express a conclusion on the Statement based on our review.

We conducted our review of the Statement in accordance with the Standard on Review Engagements (SRE) 2410 "Review of Interim Financial Information Performed by the Independent Auditor of the Entity", issued by the Institute of Chartered Accountants of India. This standard requires that we plan and perform the review to obtain moderate assurance as to whether the financial statements are free of material misstatement. A review is limited primarily to inquiries of company personnel and analytical procedures applied to financial data and thus provides less assurance than an audit. We have not performed an audit and accordingly, we do not express an audit opinion.




Based on our review conducted as stated in paragraph 3 above nothing has come to our attention, except as stated below, that causes us to believe that the accompanying Statement, prepared in accordance with the recognition and measurement principles laid down in the aforesaid Indian Accounting Standard and other accounting principles generally accepted in India, has not disclosed the information required to be disclosed in terms of Regulation 33 of the SEBI (Listing Obligations and Disclosure Requirements) Regulations, 2015, as amended, including the manner in which it is to be disclosed, or that it contains any material misstatement, subject to the below:

- The accounts of the company are not prepared as per the IND AS norms,
- Advances have been paid/received to/from various parties, the details, confirmation/reconciliation/purpose is yet to be provided,
- The Balances of Current Assets, Other Non-Current Assets, Current Liabilities, Non-Current Liabilities, Other Non-Current Liabilities & Other Current Liabilities are subject to confirmations/reconciliations,
- The Company has various legal cases pending before Hon'ble Courts & other Government authorities, at various levels, the outcome of these cases cannot be ascertained,

The impact of all the above is unascertainable.

Subject to stated above, our conclusion on the statement is not modified.

For PPKG & Co.
Chartered Accountants
(Firm's Registration No. 009655S)


Giridhari Lal Toshniwal
(Partner)



(Membership No. 205140)

UDIN: 24205140BKAL0I4945

Place: Hyderabad

Date: 14th November 2024