

Date: 20th May, 2026

To
The Manager-Listing
National Stock Exchange of India Limited
Exchange Plaza, 5th Floor. C-Block-G,
Bandra Kurla Complex, Bandra (E), Mumbai-
400051, Maharashtra

Symbol- PROPEQUITY

Subject: - Presentation on the Un-Audited Financial Results of the Company for the financial year ended on 31st March, 2026

Dear Sir/Ma'am,

In accordance with the Regulation 30 of SEBI (Listing Obligations and Disclosure Requirements) Regulations, 2015 or any other applicable regulations, we enclose herewith Investor Presentation-Key Financial Highlights and other Parameters with respect to the business achievements of the company for the financial year ended on 31st March, 2026.

Kindly take the same in your records.

Thanking You

FOR P.E. ANALYTICS LIMITED

SAMIR JASUJA
MANAGING DIRECTOR
DIN: 01681776

PLACE: - GURUGRAM

Enclosed:as above

P.E. Analytics Ltd.

Delhi Office : D-4, Commercial Complex, Paschimi Marg. Vasant Vihar, New Delhi-110057, INDIA
Tel :91-11-26152801, Fax : +91-11-26152800

Gurugram Office : Plot No. 348, Udyog Vihar, Phase - II, Gurugram - 122 016, Haryana (INDIA)
Tel :91-124-4522725, Fax : +91-11-26152800, CIN: L70102DL2008PLC172384

info.propequity.in

www.propequity.in

FY26 (April'25 – March'26) Business Update

Annual Investor Presentation


PropEquity (P.E. Analytics Limited)

Contents

- Product & Service Offerings
- Our Clientele and Coverage
- Key Financial Highlights
- Contact Us




Spectrum of Services & Platforms of PropEquity




Real time Data Analytics Platform




Capital Markets / Investment Banking




PropEquity AI - The First AI platform of Real Estate




Research & Consulting



PropBuild - For Construction Material Companies




Project Monitoring & Land Loan Verification




Retail Valuations




Project Approval (APF Sourcing)



Construction Finance Valuation (Land & Building)



Lead Generation – Banks, Bank Intermediaries & Interior Solution Providers



Strategic Tie-ups – SaaS, Co-living players and Interior Solution Providers



Real Estate Education – in Partnership with Cambridge

Integrated intelligence, advisory, and capital solutions across the real estate value chain.



53 Cities Coverage

Tier 1: 14 cities

Tier 2: 39 cities





Our Clientele

Private Equity Funds, Real Estate Developers, Banks, Financial Institutions, Education, Construction Industry, NBFCs and Mortgage Lenders

300+ Clients (80%+ Retention)

18+ years of coverage

50+ Cities

65,000+ Developers

1,82,000+ Projects

1.30 Crore+ Units

Key Highlights

AUDITED CONSOLIDATED FINANCIALS – FY26 Figures (April'25 – March'26)

(Every quarter has seen a positive growth since our IPO in April 2022)

			FY26 (April'25 – March'26) Figures (in thousand)	FY25 (April'24 – March'25) Figures (in thousand)
Overall Growth in Revenues	▲	6%	5,38,436	5,06,902
i. Growth in Subscription Business	▲	22%	2,90,060	2,38,098
ii. Growth in Research & Consulting	▲	106%	14,081	6,847
iii. Growth in Valuation/ CRM Business	▼	18%	1,64,132	1,99,013
iii. Other Income	▲	11%	70,163	62,944
Growth in Profit Before Tax (PBT)	▲	17%	2,09,817	1,79,183

Key Highlights



AUDITED STANDALONE PROPEQUITY FINANCIALS – FY26 Figures (April'25 – March'26)

Figures (in thousands)	For the Period FY26 (April'25 – March'26)	For the Period FY25 (April'24-March'25)	% Change
INCOME			
Website subscriptions	2,90,060	2,38,098	▲ 22%
Research & Consulting services	14,081	6,847	▲ 106%
REVENUE FROM OPERATIONS	3,04,141	2,44,945	▲ 24%
Other income	71,950	63,100	▲ 14%
TOTAL INCOME	3,76,091	3,08,045	▲ 22%
EXPENSES			
Employee benefits expense	1,17,777	1,04,153	▲ 13%
Depreciation and Amortization expense	4,877	4,233	▲ 15%
Other expenses	42,909	39,594	▲ 8%
TOTAL EXPENSES	1,65,564	1,47,980	▲ 12%
PROFIT BEFORE TAX (PBT)	2,10,527	1,60,065	▲ 32%

Key Highlights

PropEdge

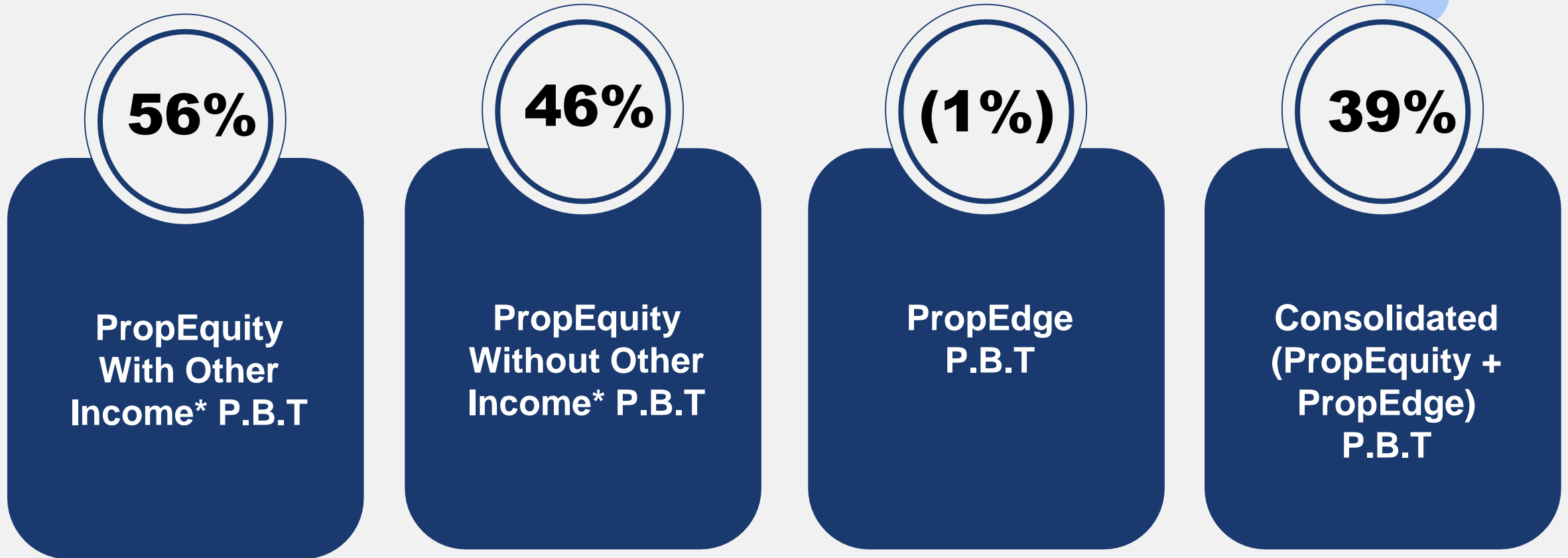
(Our Subsidiary)

AUDITED STANDALONE PROPEGE FINANCIALS –FY26 Figures (April'25 – March'26)

Figures (in thousands)	For the Period FY26 (April'25 – March'26)	For the Period FY25 (April'24 – March'25)	% Change
INCOME			
Valuation and Professional services	1,64,132	1,99,013	
REVENUE FROM OPERATIONS	1,64,132	1,99,013	▼ 18%
Other income	913	326	▲ 180%
TOTAL INCOME	1,65,045	1,99,339	▼ 17%
EXPENSES			
Employee benefits expense	1,21,810	1,37,303	▼ 11%
Finance Cost	1,000	482	▲ 107%
Depreciation and Amortization Expenses	50	-	
Other expenses	44,011	42,435	▲ 4%
TOTAL EXPENSES	1,66,871	1,80,221	▼ 7%
PROFIT BEFORE TAX (PBT)	(1,825)	19,118	▼ 110%

Key Highlights

% PROFIT BEFORE TAX (P.B.T)



*PropEquity's other income is the Interest Earned on Fixed Deposits and Dividends which will continue for the foreseeable future

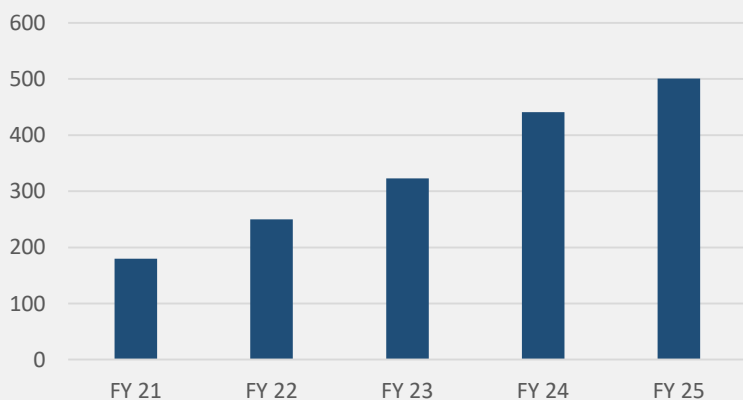
PropEquity's Key Financial Metrics (5 Years)



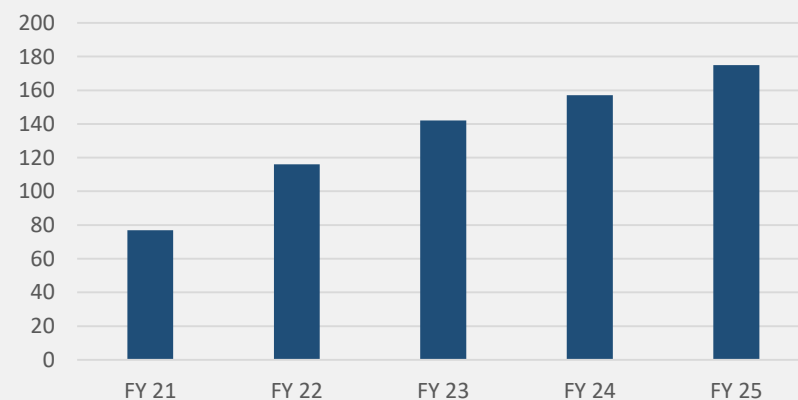
(in ₹ millions)

Particulars	FY 21	FY 22	FY 23	FY 24	FY 25
Revenue	180	250	323	441	501
Profit Before Tax	77	116	142	157	175
Free Cash	252	545	653	767	904

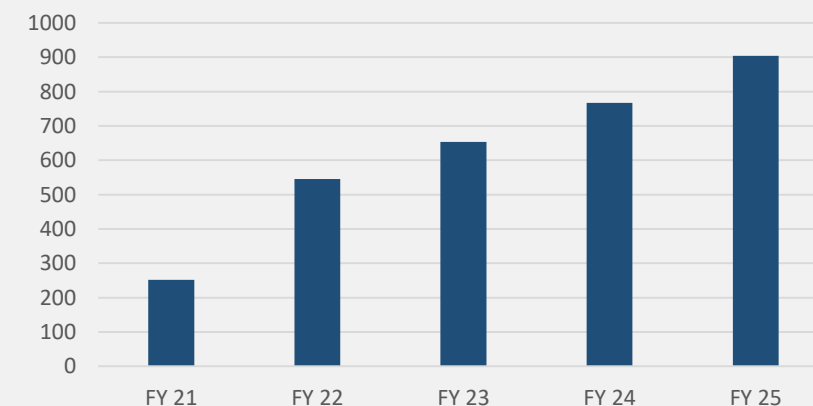
Revenue Growth (178%)



PBT Growth (127%)



Free Cash Growth (259%)



Key Highlights

STRATEGIC INVESTMENT BY HDFC CAPITAL (Term Sheet Signed)

Investment in Parent Company (P.E Analytics Ltd.)

- **~₹8 Crore** via Preferential Issue (Equity Shares)

Investment in Subsidiary (PropEquity Tech Pvt. Ltd.)

- **~₹7 Crore** via CCPS & Equity Shares (Compulsorily Convertible Preference Shares)

Pre-Money Valuation Band (PropEquity Tech Pvt. Ltd.)

Min: **₹300 Crore** | Max: **₹600 Crore**

determined on WAP basis in upcoming funding rounds

Raising additional ₹50–100 Cr thru Equity from Marquee Investors for PropEquity Tech Pvt. Ltd (PropEquity AI)

We will be commencing our roadshows for fundraising soon for PropEquity AI. The round has been validated by **HDFC Capital's** term sheet — **The Most Blue Chip Institution of Our Industry** thereby validating our **Vision and Business Model**. We will be launching the AI platform within this year.



Backed by India's #1 Private Bank

HDFC Capital is a **90% subsidiary of HDFC Bank** — India's largest private bank and one of the **largest bank in the world** by market capitalisation, with total assets of **₹49.08 Lakh Crore**.




India's Largest Affordable Housing Platform & One of Biggest Real Estate Private Equity Fund

Manages a **~USD 4.5 billion platform** — targeting affordable and mid-income residential projects across India's top 20 cities. The HDFC Group has financed over **9.5 million housing units** since 1977, pan-India across Tier 1, 2 & 3 cities.



Sovereign Wealth Fund Validation — ADIA

Abu Dhabi Investment Authority (ADIA) holds a **10% stake** in HDFC Capital Advisors — one of the world's most respected sovereign wealth funds, validating the platform's quality and governance.



“PropEquity has been a leader in real estate data and analytics, consistently driving innovation to empower data-backed decision-making.”

Mr. Samir Jasuja
(MD & CEO, PropEquity)

Thank you

For further information on the company,
please visit our website:

www.propequity.in

P.E. Analytics Limited

Vaishali Pawah

+91 98101 11697

Email: cs@propequity.in

