

# Kanak Jani

Chartered Accountant & Insolvency Professional  
IBBI Reg. No. IBBI/IPA-001/IP-P-01757/2019 -2020/12685

**November 6, 2023**

|   |  |
|---|--|
| To,<br>BSE Limited<br>Listing Department<br>Floor 25, P.J. Towers,<br>Dalal Street, Mumbai – 400 001<br><b>Scrip Code: 500540</b> | To,<br>National Stock Exchange of India Limited<br>Listing Department<br>'Exchange Plaza', Bandra-Kurla Complex,<br>Bandra (E), Mumbai – 400 051<br><b>NSE Symbol: PREMIER</b> |
|---|--|

**ISIN: INE342A01018**

**Sub: Unaudited Financial Results (Standalone and Consolidated) of Premier Limited (“the company”) for the Quarter ended September 30<sup>th</sup>, 2023.**

Dear Sir/Madam,

This is in continuation to our intimation dated 30<sup>th</sup> October 2023 u/r 29 of SEBI (Listing Obligations and Disclosure Requirements) Regulations, 2015 regarding the declaration of results on 06<sup>th</sup> November, 2023.

The Unaudited Financial Results (Standalone and Consolidated) of the Company for the quarter ended 30<sup>th</sup> September 2023 were issued by M/s. Jayesh Dadia & Associates, LLP, the Statutory Auditors, pursuant to Regulation 33 of the Listing Regulations. The said results thereon are attached herewith.

As you are aware that the company is under Corporate Insolvency Resolution Process (CIRP) in terms of the Order of Hon'ble NCLT, Mumbai Bench dated 29<sup>th</sup> January 2021. The powers of the Board of Directors are suspended and are vested in the undersigned Resolution Professional and Company's affairs, business, and assets are being managed by the undersigned Resolution Professional. The results were signed by Ms. Kanak Jani, Resolution Professional of the company.

The meeting commenced at 11:30 a.m. and concluded at 06:35 p.m.

**Registered. Office:** 17, Sai Moreshwar Luxuria, Plot No. 74, Sector 18, Kharghar,  
Next to Sanjeevani International School, Navi Mumbai, Maharashtra – 410 210

**Correspondence Office:** 4th Floor, Indian Mercantile Mansion Extn,  
Madame Cama Road, Colaba, Mumbai – 400 005

**Email Id:** premier.cirp@gmail.com | **Contact No:** 9819875760

## **Kanak Jani**

Chartered Accountant & Insolvency Professional  
**IBBI Reg. No. IBBI/IPA-001/IP-P-01757/2019 -2020/12685**

Kindly take the above on record.

Thanking you,  
Yours faithfully,

**For Premier Limited (In CIRP)**

**Kanak Jani**

**Resolution Professional**

**IP Reg. No: IBBI/IPA-001/IP-P-01757/2019 -2020/12685**

**Email Id: premier.cirp@gmail.com**

**AFA Valid upto: 21-12-2023**

**Registered. Office:** 17, Sai Moreshwar Luxuria, Plot No. 74, Sector 18, Kharghar,  
Next to Sanjeevani International School, Navi Mumbai, Maharashtra – 410 210

**Correspondence Office:** 4th Floor, Indian Mercantile Mansion Extn,  
Madame Cama Road, Colaba, Mumbai – 400 005

**Email Id:** premier.cirp@gmail.com | **Contact No:** 9819875760

# JAYESH DADIA & ASSOCIATES LLP

CHARTERED ACCOUNTANTS

422, Arun Chambers, Tardeo, Mumbai - 400034. Tel.: +91-22-66602417 / 66601056 Fax : +91-22-66602418

E-mail: info@jdaca.com Website : www.jdaca.com

## Independent Auditor's Review Report on Quarterly Standalone Financial Results


To

The Resolution Professional of

Premier Limited (A Company under corporate insolvency resolution process)

1. We have reviewed the accompanying statement of standalone unaudited financial results of M/s. Premier Limited ('the Company') for the quarter & half year ended 30<sup>th</sup> September, 2023 (the 'Statement') being submitted by the Company pursuant to the requirements of Regulation 33 of the SEBI (Listing Obligations & Disclosure Requirements) Regulations 2015, as amended. This Statement is the responsibility of the Company's Management. However, as mentioned in note no. 1 to this statement, the Honorable NCLT, Mumbai Bench has admitted the petition for commencing Corporate Insolvency Resolution Process under the Insolvency & Bankruptcy Code, 2016 ('the Code') against the Company vide its order dated 29<sup>th</sup> January, 2021. Further, until the resolution is approved by the Honorable NCLT, moratorium shall continue to be in effect and accordingly, the Resolution Professional ('RP') shall continue to manage the operations of the Company on a going concern basis during the CIRP. These standalone financial results have been prepared by the management of the Company and certified by the RP. Our responsibility is to express our conclusion on the Statement based on our review.
2. We conducted our review of the Statement in accordance with the Standard on Review Engagements (SRE) 2410, "Review of Interim Financial Information Performed by the Independent Auditor of the Entity" issued by the Institute of Chartered Accountants of India. This standard requires that we plan & perform the review to obtain moderate assurance as to whether the financial statements are free of material misstatement. A review is limited primarily to enquiries of company personnel and analytical procedures applied to financial data and thus provide less assurance than an audit. We have not performed an audit and accordingly, we do not express an audit opinion.
3. **Basis for Qualified Conclusion**
  - a. *We draw your attention to the fact that the Net Worth of the Company has been completely eroded as at the half year ended 30<sup>th</sup> September, 2023. Further, the company has incurred a further loss of Rs. 605 Lakhs (excluding other comprehensive income) for the half year ended 30<sup>th</sup> September, 2023.*

*Further, the operations of the company have continued to remain suspended during the half year ended 30<sup>th</sup> September, 2023 owing to the lack of working capital available to the company as mentioned in note no. 4 to these standalone financial results.*



*These conditions indicate that a material uncertainty exists that may cast significant doubt on the entity's ability to continue as a going concern. Despite these circumstances, these standalone financial results have been prepared on a going concern basis.*

- b. The Company has not assessed impairment of carrying value of tangible assets, capital work in progress and intangible assets in accordance with requirements of Indian Accounting Standard 36 on "Impairment of Assets". We are unable to obtain sufficient appropriate audit evidence about the recoverable amount of the Company's tangible assets, capital work in progress and intangible assets. Consequently, we are unable to determine whether any adjustments to carrying value are necessary and consequential impacts on the statement. Further, as mentioned in note no. 2 to this Statement, the CoC has approved the resolution plan and approval petition for the same is pending before the NCLT. However, we are not privy to the terms & conditions of the approved plan as the same has not been made available to us for our perusal. Therefore, we are unable to comment as to whether any provisions are required for impairment in the value of the assets or cessation of any liabilities.*
- c. In accordance with the Insolvency and Bankruptcy Code (Code), the Resolution Professional ("RP") has to receive, collate and admit the claims submitted by the creditors as a part of Corporate Insolvency Process ("CIRP"). Such claims can be submitted to the RP till the approval of the resolution plan by the CoC. The amount of claim admitted by the RP may be different than the amount reflecting in the financial results of the Company as on 30<sup>th</sup> September, 2023. Pending final outcome of the CIRP, no adjustments have been made in these financial results for the differential amount, if any. Hence, consequential impact, if any, is currently not ascertainable and we are unable to comment on possible financial impacts of the same.*
- d. We draw your attention to the fact that updation of personnel records was carried out based on the availability of the documents, data, etc. In addition, employee dues including retirement / termination benefits were calculated based on the available data and only till the initiation of the CIRP. Moreover actuarial valuation for gratuity & privileged leave was conducted only till the nine month ending 31<sup>st</sup> December, 2020 being the quarter immediately preceding the initiation of CIRP.*
- e. As mentioned in note no. 1 to this Statement, the Company is under CIRP for the entire financial year. Under the CIRP, all the expenses incurred / payments made during the year by the Company are to be approved by the CoC. However, the relevant records such as the minutes of the CoC meetings approving the expenses / payments have not been provided to us. Therefore, we are unable to comment as to whether all the expenses incurred during the year have been approved by the CoC.*
- f. The Company has not appointed a whole time Company Secretary for a period exceeding 6 months since the resignation of the previous Company secretary as required*



by the provisions of Section 203 of the Companies Act, 2013 and the other relevant rules made thereunder, thereby violating the provisions of the Companies Act, 2013.

- g. The Company has not appointed an internal auditor, as required under the provisions of section 138 of the Companies Act, 2013 during the period under review, thereby violating the provisions of the Companies Act, 2013.


#### 4. Emphasis of Matter

We draw your attention to the fact that there has been a delay in transferring unclaimed matured fixed deposits & interest thereon amounting to Rs. 31.82 lakhs to the Investor Education & Protection Fund ("IEPF") in compliance with the provisions of section 125 of the Companies Act, 2013, which was due for transfer as at 30<sup>th</sup> September, 2023. As mentioned in note no. 5 to this Statement, the Company is in the process of transferring the said amount to the IEPF.


Our Conclusion on the Statement is not modified in respect of this matter.

5. Based on our review conducted as stated above, *except as stated in the Basis for Qualified Conclusion paragraph above*, nothing has come to our attention that causes us to believe that the accompanying statement of unaudited standalone financial results prepared in accordance with applicable accounting standards and other recognized accounting practices and policies has not disclosed the information required to be disclosed in terms of Regulation 33 of the SEBI (Listing Obligations and Disclosure Requirements) Regulations 2015, as amended, including the manner in which it is to be disclosed, or that it contains any material misstatement.

For Jayesh Dadia & Associates LLP  
Chartered Accountants  
Firm Registration No. 123142W/W100122



Jayesh Dadia  
Partner  
Membership No. 033973



Place: Mumbai,  
Dated: 6<sup>th</sup> November, 2023  
UDIN: 23033973BGVREH4213



Regd. Office : 169 Gat Village, Sawardari, Taluka Khed (Chakan Industrial Area), Pune - 410501  
 CIN: L34103PN1944PLC020842  
 E-mail : investors@premier.co.in

Statement of Standalone Unaudited Financial Results for the Quarter ended 30th September, 2023

(Rs Lakhs)

| Sr. No.   | Particulars  | Standalone             |                        |                        |                        |                        |               |
|-----------|--|------------------------|------------------------|------------------------|------------------------|------------------------|---------------|
|           |  | Quarter ended          |                        |                        | Half year ended        |                        | Year ended    |
|           |  | 30.09.2023             | 30.06.2023             | 30.09.2022             | 30.09.2023             | 30.09.2022             | 31.03.2023    |
|           |  | (Unaudited / Reviewed) | (Unaudited / Reviewed) | (Unaudited / Reviewed) | (Unaudited / Reviewed) | (Unaudited / Reviewed) | (Audited)     |
| 1         | Revenue from operations  | -                      | -                      | -                      | -                      | -                      | -             |
| 2         | Other Income   | 21                     | 15                     | 1                      | 36                     | 8                      | 35            |
| <b>3</b>  | <b>Total Income</b>  | <b>21</b>              | <b>15</b>              | <b>1</b>               | <b>36</b>              | <b>8</b>               | <b>35</b>     |
| <b>4</b>  | <b>Expenses</b>  |                        |                        |                        |                        |                        |               |
| (a)       | Cost of materials consumed   | -                      | -                      | -                      | -                      | -                      | -             |
| (b)       | Changes in inventories of finished goods, work in progress and stock-in-trade      | -                      | -                      | -                      | -                      | -                      | -             |
| (c)       | Employee benefits expense  | -                      | -                      | -                      | -                      | 1                      | -             |
| (d)       | Finance Costs  | 42                     | 42                     | 46                     | 84                     | 92                     | 180           |
| (e)       | Depreciation and Amortisation  | 212                    | 235                    | 290                    | 447                    | 586                    | 1023          |
| (f)       | Loss on sale of fixed assets   | -                      | -                      | -                      | -                      | -                      | -             |
| (g)       | Other Expenses   | 50                     | 59                     | 46                     | 109                    | 86                     | 197           |
|           | <b>Total Expenses</b>  | <b>304</b>             | <b>336</b>             | <b>381</b>             | <b>640</b>             | <b>764</b>             | <b>1401</b>   |
| 5         | Profit / (Loss) before exceptional items and tax                                   | (283)                  | (321)                  | (380)                  | (605)                  | (755)                  | (1365)        |
| 6         | Exceptional Items  | -                      | -                      | -                      | -                      | -                      | -             |
| <b>7</b>  | <b>Profit / (Loss) before tax</b>  | <b>(283)</b>           | <b>(321)</b>           | <b>(380)</b>           | <b>(605)</b>           | <b>(755)</b>           | <b>(1365)</b> |
| 8         | Tax Expenses   |                        |                        |                        | -                      | -                      |               |
|           | a) Current Tax   | -                      | -                      | -                      | -                      | -                      | -             |
|           | b) Deferred Tax  | -                      | -                      | -                      | -                      | -                      | -             |
|           | c) Provision for taxation for earlier year   | -                      | -                      | -                      | -                      | -                      | -             |
| <b>9</b>  | <b>Net Profit/(Loss) for the period (7-8)</b>                                      | <b>(283)</b>           | <b>(321)</b>           | <b>(380)</b>           | <b>(605)</b>           | <b>(755)</b>           | <b>(1365)</b> |
| <b>10</b> | <b>Other Comprehensive income</b>  |                        |                        |                        | -                      | -                      |               |
| (a)       | (i) items that will not be reclassified to Profit or loss                          |                        |                        |                        | -                      | -                      | -             |
|           | (ii) Income tax relating to items that will not be reclassified to Profit or loss. | -                      | -                      | -                      | -                      | -                      | -             |
| (b)       | (i) items that will be reclassified to Profit or loss.                             | -                      | -                      | -                      | -                      | -                      | -             |
|           | (ii) Income tax relating to items that will be reclassified to Profit or loss      | -                      | -                      | -                      | -                      | -                      | -             |
| <b>11</b> | <b>Total Comprehensive income for the period (9+10)</b>                            | <b>(283)</b>           | <b>(321)</b>           | <b>(380)</b>           | <b>(605)</b>           | <b>(755)</b>           | <b>(1365)</b> |

Page 1 of 2

|    |  |        |        |        |        |        |        |
|----|--|--------|--------|--------|--------|--------|--------|
| 12 | Paid-up Equity Share Capital (face value Rs.10 each) | 3037   | 3037   | 3037   | 3037   | 3037   | 3037   |
| 13 | Earning per equity share (face value of              |        |        |        |        |        |        |
|    | (a) Basic  | (0.93) | (1.06) | (1.25) | (1.99) | (2.49) | (4.49) |
|    | (b) Diluted  | (0.93) | (1.06) | (1.25) | (1.99) | (2.49) | (4.49) |

Notes:

- 1) The Company is undergoing Corporate Insolvency Resolution Process ("CIRP") vide order no. C.P. (IB) 1224/MB/2020 pronounced on 29th January, 2021 by The Hon'ble National Company Law Tribunal ("NCLT"), Mumbai Bench under the provisions of the Insolvency and Bankruptcy Code, 2016 (the Code). Pursuant to the order, the management of affairs of the Company and powers of the Board of Directors of the Company are now vested with the Resolution Professional ("RP") who is appointed by the Hon'ble National Company Law Tribunal and reconfirmed by COC in first COC meeting. As the powers of the Board of Directors are suspended since CIRP initiation, and erstwhile Management has resigned, these financial results have been prepared by the company and have been signed by the Resolution Professional Ms. Kanak Jani [IP Registration no. IBBI/IPA-001/IP-P-01757/2019-2020/12685]. These unaudited standalone financial results for the quarter and half year ended 30th September, 2023 have been prepared in accordance with the Indian Accounting Standards ("Ind-AS") as specified under Section 133 of the Companies Act, 2013 read with rule 3 of the Companies (Indian Accounting Standards) Rules, 2015 (as amended from time to time) and the provisions of the Companies Act, 2013.
- 2) The Committee of Creditors (COC), in its 17th meeting held on 22nd January, 2022, discussed the Resolution plans submitted by the seven prospective resolution applicants (PRA) and had approved the resolution plan submitted by Fab Metals Pvt. Ltd. with 92.47% assent through e-voting. The same has already been disclosed to the Stock Exchanges on 26th January, 2022. Accordingly, the further approval from the Hon'able NCLT, Mumbai Bench is in progress currently.
- 3) The Company is being managed as a going concern during the CIRP. As mentioned in note no. 2 above the CIRP period shall continue till the Resolution Plan accepted by the CoC is approved by Hon'able NCLT, Mumbai Bench. The future prospects of the Company would be determined on the completion of CIRP. Therefore, the financial results have been prepared on a going concern basis.
- 4) The manufacturing activities at Company's plant at Chakan remain suspended since 3rd March, 2020 due to lack of working capital as reported during the previous quarters/year end. Further, the operations remain affected due to the inability of the Company to function normally and continuing suspension of production post mid March 2020.
- 5) There has been a delay in transferring unclaimed matured fixed deposits & interest thereon amounting to Rs. 31.82 lakhs to the Investor Education & Protection Fund ("IEPF") in compliance with the provisions of section 125 of the Companies Act, 2013, which was due for transfer as at 30th September, 2023. However, the entire amount is already funded by the Company and maintained in designated bank accounts. We are in the process of transferring the said amount to the IEPF as per Section 125 of the Companies Act, 2013.
- 6) The above unaudited standalone financial results for the quarter & half year ended 30th September, 2023 are reviewed by the Statutory Auditor of the Company, under regulation 33 of Securities & exchange Board of India (Listing obligation and disclosure requirements) regulation, 2015, as amended. A qualified limited review report was issued by them thereon.
- 7) Previous period/year figures have been regrouped / restated and / or rearranged wherever necessary.

For Premier Ltd. - In CIRP  
Taken on record by:



Kanak Jani

Resolution Professional  
IP Registration No. IBBI/IPA-001/IP-P-  
01757/2019-2020/12685

Place : Mumbai

Date : 6th November, 2023

## Statement of Assets & Liabilities

(Rs.Lakhs)

| Sr.No                         | Particulars   | Standalone       |                    |                  |                    |
|-------------------------------|---|------------------|--------------------|------------------|--------------------|
|                               |   | As at 30.09.2023 | As at 31.03.2023   |                  |                    |
|                               |   | Unaudited        | Audited            |                  |                    |
| A                             | <b>ASSETS</b>   |                  |                    |                  |                    |
|                               | <b>Non-current assets</b>                               |                  |                    |                  |                    |
|                               | (a) Property, Plant and Equipment                       | 3,836.97         |                    | 4,284.12         |                    |
|                               | (b) Capital work-in-progress                            | 351.95           |                    | 351.95           |                    |
|                               | (c) Investment Property                                 | 8,597.22         |                    | 8,597.22         |                    |
|                               | (d) Intangible Assets                                   |                  |                    |                  |                    |
|                               | (e) <b>Financial assets</b>                             |                  |                    |                  |                    |
|                               | (i) Investments   | 0.25             |                    | 0.25             |                    |
|                               | (ii) Loans  | 194.75           |                    | 194.75           |                    |
|                               | (iii) Other Financial Assets                            | 285.80           |                    | 281.84           |                    |
|                               | (f) Other Non-Current assets                            | 3,718.73         | <b>16,985.66</b>   | 3,718.73         | <b>17,428.86</b>   |
|                               |   |                  |                    |                  |                    |
|                               |   |                  |                    |                  |                    |
| B                             | <b>Current Assets</b>                                   |                  |                    |                  |                    |
|                               | (a) Inventories   |                  |                    | -                |                    |
|                               | (b) <b>Financial assets</b>                             |                  |                    |                  |                    |
|                               | (i) Cash and cash equivalents                           | 1,461.66         |                    | 1,530.42         |                    |
|                               | (ii) Bank balances other than Cash and cash equivalents | 134.35           |                    | 134.01           |                    |
|                               | (iii) Loans   | 648.38           |                    | 648.38           |                    |
|                               | (iv) Other Finance Assets                               | 9.02             |                    | 6.64             |                    |
|                               | (c) Current tax assets (net)                            | 7.90             |                    | 4.94             |                    |
|                               | (d) Other current assets                                | 78.12            | <b>2,339.42</b>    | 84.21            | <b>2,408.60</b>    |
|                               |   |                  |                    |                  |                    |
|                               |   |                  |                    |                  |                    |
|                               | <b>Total Assets</b>                                     |                  | <b>19,325.08</b>   |                  | <b>19,837.46</b>   |
|                               | <b>EQUITY AND LIABILITIES</b>                           |                  |                    |                  |                    |
|                               | <b>1) Equity</b>  |                  |                    |                  |                    |
|                               | a Share Capital   | 3,039.95         |                    | 3,039.95         |                    |
|                               | b Other equity #  | (35,581.59)      | <b>(32,541.64)</b> | (34,977.05)      | <b>(31,937.10)</b> |
|                               |   |                  |                    |                  |                    |
|                               | <b>2) LIABILITIES</b>                                   |                  |                    |                  |                    |
|                               | <b>Non Current Liabilities</b>                          |                  |                    |                  |                    |
|                               | (a) Financial liabilities                               |                  |                    |                  |                    |
|                               | (i) Borrowings  | -                |                    | -                |                    |
|                               | (ia) Lease liability                                    | 1,060.16         |                    | 1,122.03         |                    |
|                               | (b) Provisions  | 510.55           |                    | 510.55           |                    |
|                               | (c) Other non-current liabilities                       | -                | <b>1,570.71</b>    | -                | <b>1,632.57</b>    |
|                               |   |                  |                    |                  |                    |
|                               | <b>Current Liabilities</b>                              |                  |                    |                  |                    |
|                               | (a) Financial liabilities                               |                  |                    |                  |                    |
|                               | (i) Borrowings  | 16,711.05        |                    | 16,711.05        |                    |
|                               | (ia) Lease liability                                    | 128.03           |                    | 128.03           |                    |
|                               | (ii) Trade payables                                     |                  |                    |                  |                    |
|                               | Due to Micro & Small Enterprises                        | -                |                    | -                |                    |
|                               | Due to other than Micro & Small Enterprises             | 1,537.94         |                    | 1,551.66         |                    |
|                               | (iii) Other Financial Liabilities                       | 27,841.06        |                    | 27,839.58        |                    |
| (b) Provisions                | 79.86   |                  | 79.86              |                  |                    |
| (c) Other current liabilities | 3,998.08  | <b>50,296.02</b> | 3,831.82           | <b>50,141.99</b> |                    |
|                               |   |                  |                    |                  |                    |
|                               |   |                  |                    |                  |                    |
|                               | <b>Total Equity and Liabilities</b>                     |                  | <b>19,325.09</b>   |                  | <b>19,837.46</b>   |

For Premier Ltd. - In CIRP  
Taken on record by:




Kanak Jani

Resolution Professional  
IP Registration No. IBBI/IPA-  
001/IP-P- 01757/2019-  
2020/12685

Place : Mumbai

Date : 6th November, 2023



**Standalone Cash Flow Statement**

(Rs Lakhs)

| Particulars   | For year ended<br>30.09.2023 | For year ended<br>31.03.2023 |
|---|------------------------------|------------------------------|
| <b>(A) CASH FLOW FROM OPERATING ACTIVITIES</b>                                |                              |                              |
| Net Profit/(Loss) before tax  | (604.54)                     | (1,365.21)                   |
| Adjustments for:  |                              |                              |
| Interest Income (IND-AS)  | (3.96)                       | (7.16)                       |
| Interest Income FD/TDR  | (31.24)                      | (28.19)                      |
| Loss / (Profit) on sale of assets   | -                            | -                            |
| Rent Expenses (IND-AS)  | 6.97                         | 13.94                        |
| Foreign Exchange Fluctuation  | 0.43                         | 3.22                         |
| Sundry Balances written off   | -                            | -                            |
| Depreciation  | 447.15                       | 1,023.47                     |
| Interest and Financial Charges  | 83.72                        | 179.62                       |
| <b>Operating profit before Working capital changes (a)</b>                    | <b>(101.46)</b>              | <b>(180.31)</b>              |
| Adjustments for:  |                              |                              |
| (Increase) / Decrease in Trade & Other Receivables                            | (0.87)                       | (0.27)                       |
| Increase / (Decrease) in Trade payable, Provision & Other current Liabilities | 152.53                       | 286.75                       |
| Change in working capital (b)   | <b>151.66</b>                | <b>286.48</b>                |
| <b>Cash generated from Operations (a+b)</b>                                   | <b>50.20</b>                 | <b>106.17</b>                |
| <b>Direct Taxes Net Received / (Paid)</b>                                     | <b>(2.96)</b>                | <b>(3.40)</b>                |
| Net Cash Flow from Operating activities (A)                                   | 47.24                        | 102.77                       |
| <b>(B) CASH FLOW FROM INVESTING ACTIVITIES</b>                                |                              |                              |
| <b>Proceeds from sale of assets</b>   |                              | -                            |
| Release / (Investment) in Margin deposits                                     | (0.34)                       | (3.16)                       |
| Interest & Dividend Received  | 28.85                        | 23.26                        |
| Net Cash flow from Investing activities (B)                                   | <b>28.51</b>                 | <b>20.10</b>                 |
| <b>(C) CASH FLOW FROM FINANCING ACTIVITIES</b>                                |                              |                              |
| Receipt of EMD under CIRP Process   | -                            | 1,120.00                     |
| Payment of Lease Liability  | (144.53)                     | (289.06)                     |
| Interest paid   | 0.01                         | (0.60)                       |
| Net Cash flow from Financing activities (C)                                   | <b>(144.52)</b>              | <b>830.34</b>                |
| <b>Net increase in Cash and cash equivalents ( A+B+C)</b>                     | <b>(68.77)</b>               | <b>953.21</b>                |
| <b>Op. Bal. Cash &amp; cash equivalents</b>                                   | <b>1,530.42</b>              | <b>577.21</b>                |
| <b>Cl. Bal. Cash &amp; cash equivalents</b>                                   | <b>1,461.66</b>              | <b>1,530.42</b>              |

For Premier Ltd - In CIRP

Take on record by:



**Kanak Jani**

Resolution Professional

IP Registration No. IBB/PA-001/IP-P-  
01757/2019-2020/12685

Place : Mumbai

Date : 6th November, 2023

# JAYESH DADIA & ASSOCIATES LLP

CHARTERED ACCOUNTANTS


422, Arun Chambers, Tardeo, Mumbai - 400034. Tel.: +91-22-66602417 / 66601056 Fax : +91-22-66602418  
E-mail: info@jdaca.com Website : www.jdaca.com

## Independent Auditor's Review Report on Quarterly Consolidated Financial Results

To  
The Resolution Professional of  
Premier Limited (A Company under corporate insolvency resolution process)

1. We have reviewed the accompanying statement of consolidated unaudited financial results of M/s. Premier Limited ('the Holding Company' or 'the Company') and its associate, PAL Credit & Capital Limited (the Holding Company and its associate together referred to as the "Group") for half year ended 30<sup>th</sup> September, 2023 (the 'Statement') attached herewith, being submitted by the Holding Company pursuant to the requirements of Regulation 33 of the SEBI (Listing Obligations & Disclosure Requirements) Regulations 2015, as amended.
2. This Statement is the responsibility of the Holding Company's Management. However, as mentioned in note no. 1 to this statement, the Honorable NCLT, Mumbai Bench has admitted the petition for commencing Corporate Insolvency Resolution Process under the Insolvency & Bankruptcy Code, 2016 ('the Code') against the Holding Company vide its order dated 29<sup>th</sup> January, 2021. Further, until the resolution is approved by the Honorable NCLT, moratorium shall continue to be in effect and accordingly, the Resolution Professional ('RP') shall continue to manage the operations of the Holding Company on a going concern basis during the CIRP. These consolidated financial results have been prepared by the management of the Holding Company and certified by the RP. Our responsibility is to express our conclusion on the Statement based on our review.
3. We conducted our review of the Statement in accordance with the Standard on Review Engagements (SRE) 2410, "Review of Interim Financial Information Performed by the Independent Auditor of the Entity" issued by the Institute of Chartered Accountants of India. A review of interim financial information consists of making inquiries, primarily of persons responsible for financial & accounting matters, and applying analytical and other review procedures. A review is substantially less in scope than an audit conducted in accordance with Standard on Auditing and consequently does not enable us to obtain assurance that we would become aware of all significant matters that might be identified in an audit. Accordingly, we do not express an audit opinion.

We also performed procedures in accordance with the circular issued by the Securities and Exchange Board of India under Regulation 33(8) of the SEBI (Listing Obligations and Disclosure Requirements) Regulations, 2015, as amended, to the extent applicable.



#### 4. Basis for Qualified Conclusion

- a. We draw your attention to the fact that the Net Worth of the Company has been completely eroded as at 30<sup>th</sup> September, 2023. Further, the company has incurred a further loss of Rs. 605 Lakhs (excluding other comprehensive income) for the half year ended 30<sup>th</sup> September, 2023.

Further, the operations of the company have continued to remain suspended during the half year ended 30<sup>th</sup> September, 2023 owing to the lack of working capital available to the company as mentioned in note no. 4 to these consolidated financial results.

These conditions indicate that a material uncertainty exists that may cast significant doubt on the entity's ability to continue as a going concern. Despite these circumstances, these consolidated financial results have been prepared on a going concern basis.

- b. The Company has not assessed impairment of carrying value of tangible assets, capital work in progress and intangible assets in accordance with requirements of Indian Accounting Standard 36 on "Impairment of Assets". We are unable to obtain sufficient appropriate audit evidence about the recoverable amount of the Company's tangible assets, capital work in progress and intangible assets. Consequently, we are unable to determine whether any adjustments to carrying value are necessary and consequential impacts on the statement. Further, as mentioned in note no. 2 to this Statement, the CoC has approved the resolution plan and approval petition for the same is pending before the NCLT. However, we are not privy to the terms & conditions of the approved plan as the same has not been made available to us for our perusal. Therefore, we are unable to comment as to whether any provisions are required for impairment in the value of the assets or cessation of any liabilities.
- c. In accordance with the Insolvency and Bankruptcy Code (Code), the Resolution Professional ("RP") has to receive, collate and admit the claims submitted by the creditors as a part of Corporate Insolvency Process ("CIRP"). Such claims can be submitted to the RP till the approval of the resolution plan by the CoC. The amount of claim admitted by the RP may be different than the amount reflecting in the financial results of the Company as on 30<sup>th</sup> September, 2023. Pending final outcome of the CIRP, no adjustments have been made in these financial results for the differential amount, if any. Hence, consequential impact, if any, is currently not ascertainable and we are unable to comment on possible financial impacts of the same.
- d. We draw your attention to the fact that updation of personnel records was carried out based on the availability of the documents, data, etc. In addition, employee dues including retirement / termination benefits were calculated based on the available data and only till the initiation of the CIRP. Moreover actuarial valuation for gratuity &



*privileged leave was conducted only till the nine month ending 31<sup>st</sup> December, 2020 being the quarter immediately preceding the initiation of CIRP.*

- e. As mentioned in note no. 1 to this Statement, the Company is under CIRP for the entire financial year. Under the CIRP, all the expenses incurred / payments made during the year by the Company are to be approved by the CoC. However, the relevant records such as the minutes of the CoC meetings approving the expenses / payments have not been provided to us. Therefore, we are unable to comment as to whether all the expenses incurred during the year have been approved by the CoC.*
- f. The Company has not appointed a whole time Company Secretary for a period exceeding 6 months since the resignation of the previous Company secretary as required by the provisions of Section 203 of the Companies Act, 2013 and the other relevant rules made thereunder, thereby violating the provisions of the Companies Act, 2013.*
- g. The Company has not appointed an internal auditor, as required under the provisions of section 138 of the Companies Act, 2013 during the period under review, thereby violating the provisions of the Companies Act, 2013.*

#### 5. Emphasis of Matter


We draw your attention to the fact that there has been a delay in transferring unclaimed matured fixed deposits & interest thereon amounting to Rs. 31.82 lakhs to the Investor Education & Protection Fund ("IEPF") in compliance with the provisions of section 125 of the Companies Act, 2013, which was due for transfer as at 30<sup>th</sup> September, 2023. As mentioned in note no. 5 to this Statement, the Company is in the process of transferring the said amount to the IEPF.

Our Conclusion on the Statement is not modified in respect of this matter.

- 6. Based on our review conducted and procedures performed as stated in Paragraph 3 above and *except as stated in the Basis for Qualified Conclusion paragraph above*, nothing has come to our attention that causes us to believe that the accompanying statement of unaudited consolidated financial results prepared in accordance with Indian Accounting Standards and other accounting principles and policies, generally accepted in India, has not disclosed the information required to be disclosed in terms of Regulation 33 of the SEBI (Listing Obligations and Disclosure Requirements) Regulations 2015, as amended, including the manner in which it is to be disclosed, or that it contains any material misstatement.

#### 7. Other Matters

We did not review, the interim financial results and other financial information of the associate company for the half year ended 30<sup>th</sup> September, 2023. Further, as explained to us by the management and based on our review, the associate company has not filed its annual returns




with the Registrar of Companies for a period of more than five years and has not been operational for a substantial period of time. Therefore, the management of the Company is unable to provide the accounts of the associate for the half year ended 30<sup>th</sup> September, 2023.


Moreover, the consolidated financial statements are prepared wherein the investment in associate is valued as per the Equity method in term of Ind-As 28, Investment in Associates & Joint Ventures. The net worth of the associate company has been eroded and there being no carrying value of the said investment as at the year end, the Company has not recognized its share of any further losses of the associate during the year. Therefore, in our opinion and according to the information & explanations given to us by the management, these financial statements & other financial information of the associate company are not material to the Group.

Our Conclusion on the Statement is not modified in respect of this matter.

For Jayesh Dadia & Associates LLP  
Chartered Accountants  
Firm Registration No. 121142W/W100122



Jayesh Dadia  
Partner  
Membership No. 033973



Place: Mumbai  
Dated: 6<sup>th</sup> November, 2023  
UDIN: 23033973BGVREI6916



**PREMIER LTD.**

Regd. Office : 169 Gat Village, Sawardari, Taluka Khed (Chakan Industrial Area), Pune - 410501

CIN: L34103PN1944PLC020842

E-mail : investors@premier.co.in

Statement of Consolidated Unaudited Financial Results for the Quarter ended 30th September, 2023

(Rs Lakhs)

| Sr. No.   | Particulars  | Consolidated           |                        |                        |                        |                        |               |
|-----------|--|------------------------|------------------------|------------------------|------------------------|------------------------|---------------|
|           |  | Quarter ended          |                        |                        | Half year ended        |                        | Year ended    |
|           |  | 30.09.2023             | 30.06.2023             | 30.09.2022             | 30.09.2023             | 30.09.2022             | 31.03.2023    |
|           |  | (Unaudited / Reviewed) | (Unaudited / Reviewed) | (Unaudited / Reviewed) | (Unaudited / Reviewed) | (Unaudited / Reviewed) | (Audited)     |
| 1         | Revenue from operations  | -                      | -                      | -                      | -                      | -                      | -             |
| 2         | Other Income   | 21                     | 15                     | 1                      | 36                     | 8                      | 35            |
| <b>3</b>  | <b>Total Income</b>  | <b>21</b>              | <b>15</b>              | <b>1</b>               | <b>36</b>              | <b>8</b>               | <b>35</b>     |
| <b>4</b>  | <b>Expenses</b>  |                        |                        |                        |                        |                        |               |
| (a)       | Cost of materials consumed   | -                      | -                      | -                      | -                      | -                      | -             |
| (b)       | Changes in inventories of finished goods, work in progress and stock-in-trade      | -                      | -                      | -                      | -                      | -                      | -             |
| (c)       | Employee benefits expense  | -                      | -                      | -                      | -                      | 1                      | -             |
| (d)       | Finance Costs  | 42                     | 42                     | 46                     | 84                     | 92                     | 180           |
| (e)       | Depreciation and Amortisation  | 212                    | 235                    | 290                    | 447                    | 586                    | 1023          |
| (f)       | Loss on sale of fixed assets   | -                      | -                      | -                      | -                      | -                      | -             |
| (g)       | Other Expenses   | 50                     | 59                     | 46                     | 109                    | 86                     | 197           |
|           | <b>Total Expenses</b>  | <b>304</b>             | <b>336</b>             | <b>381</b>             | <b>640</b>             | <b>764</b>             | <b>1401</b>   |
| 5         | Profit / (Loss) before exceptional items and tax                                   | (283)                  | (321)                  | (380)                  | (605)                  | (755)                  | (1365)        |
| 6         | Exceptional Items  | -                      | -                      | -                      | -                      | -                      | -             |
| <b>7</b>  | <b>Profit / (Loss) before tax</b>  | <b>(283)</b>           | <b>(321)</b>           | <b>(380)</b>           | <b>(605)</b>           | <b>(755)</b>           | <b>(1365)</b> |
| 8         | Tax Expenses   |                        |                        |                        | -                      | -                      |               |
|           | a) Current Tax   | -                      | -                      | -                      | -                      | -                      | -             |
|           | b) Deferred Tax  | -                      | -                      | -                      | -                      | -                      | -             |
|           | c) Provision for taxation for earlier year   | -                      | -                      | -                      | -                      | -                      | -             |
| <b>9</b>  | <b>Net Profit/(Loss) for the period (7-8)</b>                                      | <b>(283)</b>           | <b>(321)</b>           | <b>(380)</b>           | <b>(605)</b>           | <b>(755)</b>           | <b>(1365)</b> |
| <b>10</b> | <b>Other Comprehensive income</b>  |                        |                        |                        | -                      | -                      |               |
| (a)       | (i) items that will not be reclassified to Profit or loss                          |                        |                        |                        | -                      | -                      | -             |
|           | (ii) Income tax relating to items that will not be reclassified to Profit or loss. | -                      | -                      | -                      | -                      | -                      | -             |
| (b)       | (i) items that will be reclassified to Profit or loss.                             | -                      | -                      | -                      | -                      | -                      | -             |
|           | (ii) Income tax relating to items that will be reclassified to Profit or loss      | -                      | -                      | -                      | -                      | -                      | -             |
| <b>11</b> | <b>Total Comprehensive income for the period (9+10)</b>                            | <b>(283)</b>           | <b>(321)</b>           | <b>(380)</b>           | <b>(605)</b>           | <b>(755)</b>           | <b>(1365)</b> |

Page 1 of 2

|    |  |        |        |        |        |        |        |
|----|--|--------|--------|--------|--------|--------|--------|
| 12 | Paid-up Equity Share Capital (face value Rs.10 each) | 3037   | 3037   | 3037   | 3037   | 3037   | 3037   |
| 13 | Earning per equity share (face value of              |        |        |        |        |        |        |
|    | (a) Basic  | (0.93) | (1.06) | (1.25) | (1.99) | (2.49) | (4.49) |
|    | (b) Diluted  | (0.93) | (1.06) | (1.25) | (1.99) | (2.49) | (4.49) |

Notes:

- 1) The Company is undergoing Corporate Insolvency Resolution Process ("CIRP") vide order no. C.P. (IB) 1224/MB/2020 pronounced on 29th January, 2021 by The Hon'ble National Company Law Tribunal ("NCLT"), Mumbai Bench under the provisions of the Insolvency and Bankruptcy Code, 2016 (the Code). Pursuant to the order, the management of affairs of the Company and powers of the Board of Directors of the Company are now vested with the Resolution Professional ("RP") who is appointed by the Hon'ble National Company Law Tribunal and reconfirmed by COC in first COC meeting. As the powers of the Board of Directors are suspended since CIRP initiation, and erstwhile Management has resigned, these financial results have been prepared by the company and have been signed by the Resolution Professional Ms. Kanak Jani [IP Registration no. IBBI/IPA-001/IP-P-01757/2019-2020/12685]. These unaudited consolidated financial results have been prepared in accordance with the Indian Accounting Standards ("Ind-AS") as specified under Section 133 of the Companies Act, 2013 read with rule 3 of the Companies (Indian Accounting Standards) Rules, 2015 (as amended from time to time) and the provisions of the Companies Act, 2013.
- 2) The Committee of Creditors (COC), in its 17th meeting held on 22nd January, 2022, discussed the Resolution plans submitted by the seven prospective resolution applicants (PRA) and had approved the resolution plan submitted by Fab Metals Pvt. Ltd. with 92.47% assent through e-voting. The same has already been disclosed to the Stock Exchanges on 26th January, 2022. Accordingly, the further approval from the Hon'able NCLT, Mumbai Bench is in progress currently.
- 3) The Company is being managed as a going concern during the CIRP. As mentioned in note no. 2 above the CIRP period shall continue till the Resolution Plan accepted by the CoC is approved by Hon'able NCLT, Mumbai Bench. The future prospects of the Company would be determined on the completion of CIRP. Therefore, the financial results have been prepared on a going concern basis.
- 4) The manufacturing activities at Company's plant at Chakan remain suspended since 3rd March, 2020 due to lack of working capital as reported during the previous quarters/year end. Further, the operations remain affected due to the inability of the Company to function normally and continuing suspension of production post mid March 2020.
- 5) There has been a delay in transferring unclaimed matured fixed deposits & interest thereon amounting to Rs. 31.82 lakhs to the Investor Education & Protection Fund ("IEPF") in compliance with the provisions of section 125 of the Companies Act, 2013, which was due for transfer as at 30th September, 2023. However, the entire amount is already funded by the Company and maintained in designated bank accounts. We are in the process of transferring the said amount to the IEPF as per Section 125 of the Companies Act, 2013.
- 6) The above unaudited consolidated financial results for the quarter and half year ended 30th September, 2023 are reviewed by the Statutory Auditor of the Company, under regulation 33 of Securities & exchange Board of India (Listing obligation and disclosure requirements) regulation, 2015, as amended. A qualified limited review report was issued by them thereon.
- 7) The above unaudited consolidated financial results for the quarter ended 30th September, 2023 include the results of Premier Limited and its associate, PAL Credit & Capital Limited.
- 8) Previous period/year figures have been regrouped / restated and / or rearranged wherever necessary.

For Premier Ltd. - In CIRP  
Taken on record by:



Kanak Jani

Resolution Professional  
IP Registration No. IBBI/IPA-001/IP-P-  
01757/2019-2020/12685

Place : Mumbai

Date : 6th November, 2023

## Statement of Assets & Liabilities

(Rs.Lakhs)

| Sr.No   | Particulars                                 | Consolidated          |                    |                  |                    |
|---|---|-----------------------|--------------------|------------------|--------------------|
|   |   | As at 30.09.2023      |                    |                  |                    |
|   |   | Unaudited             | Audited            |                  |                    |
| <b>A</b>  | <b>ASSETS</b>                               |                       |                    |                  |                    |
|   | <b>Non-current assets</b>                   |                       |                    |                  |                    |
|   | (a) Property, Plant and Equipment           | 3,836.97              |                    | 4,284.12         |                    |
|   | (b) Capital work-in-progress                | 351.95                |                    | 351.95           |                    |
|   | (c) Investment Property                     | 8,597.22              |                    | 8,597.22         |                    |
|   | (d) Intangible Assets                       |                       |                    |                  |                    |
|   | (e) <b>Financial assets</b>                 |                       |                    |                  |                    |
|   | (i) Investments                             | 0.25                  |                    | 0.25             |                    |
|   | (ii) Loans                                  | 194.75                |                    | 194.75           |                    |
|   | (iii) Other Financial Assets                | 285.80                |                    | 281.84           |                    |
|   | (f) Other Non-Current assets                | 3,718.73              | <b>16,985.66</b>   | 3,718.73         | <b>17,428.86</b>   |
|   |   |                       |                    |                  |                    |
|   |   |                       |                    |                  |                    |
|   |   |                       |                    |                  |                    |
|   | <b>B</b>                                    | <b>Current Assets</b> |                    |                  |                    |
| (a) Inventories   |   |                       |                    | -                |                    |
| (b) <b>Financial assets</b>                             |   |                       |                    |                  |                    |
| (i) Cash and cash equivalents                           |   | 1,461.66              |                    | 1,530.42         |                    |
| (ii) Bank balances other than Cash and cash equivalents |   | 134.35                |                    | 134.01           |                    |
| (iii) Loans   |   | 648.38                |                    | 648.38           |                    |
| (iv) Other Finance Assets                               |   | 9.02                  |                    | 6.64             |                    |
| (c) Current tax assets (net)                            |   | 7.90                  |                    | 4.94             |                    |
| (d) Other current assets                                |   | 78.12                 | <b>2,339.42</b>    | 84.21            | <b>2,408.60</b>    |
|   |   |                       |                    |                  |                    |
|   | <b>Total Assets</b>                         | <b>19,325.08</b>      |                    | <b>19,837.46</b> |                    |
|   | <b>EQUITY AND LIABILITIES</b>               |                       |                    |                  |                    |
|   | <b>1) Equity</b>                            |                       |                    |                  |                    |
|   | a Share Capital                             | 3,039.95              |                    | 3,039.95         |                    |
|   | b Other equity #                            | (35,581.59)           | <b>(32,541.64)</b> | (34,977.05)      | <b>(31,937.10)</b> |
|   |   |                       |                    |                  |                    |
|   | <b>2) LIABILITIES</b>                       |                       |                    |                  |                    |
|   | <b>Non Current Liabilities</b>              |                       |                    |                  |                    |
|   | (a) Financial liabilities                   |                       |                    |                  |                    |
|   | (i) Borrowings                              | -                     |                    | -                |                    |
|   | (ia) Lease liability                        | 1,060.16              |                    | 1,122.03         |                    |
|   | (b) Provisions                              | 510.55                |                    | 510.55           |                    |
|   | (c) Other non-current liabilities           | -                     | <b>1,570.71</b>    | -                | <b>1,632.57</b>    |
|   |   |                       |                    |                  |                    |
|   | <b>Current Liabilities</b>                  |                       |                    |                  |                    |
|   | (a) Financial liabilities                   |                       |                    |                  |                    |
|   | (i) Borrowings                              | 16,711.05             |                    | 16,711.05        |                    |
|   | (ia) Lease liability                        | 128.03                |                    | 128.03           |                    |
|   | (ii) Trade payables                         |                       |                    |                  |                    |
|   | Due to Micro & Small Enterprises            | -                     |                    | -                |                    |
|   | Due to other than Micro & Small Enterprises | 1,537.94              |                    | 1,551.66         |                    |
| (iii) Other Financial Liabilities                       | 27,841.06                                   |                       | 27,839.58          |                  |                    |
| (b) Provisions  | 79.86                                       |                       | 79.86              |                  |                    |
| (c) Other current liabilities                           | 3,998.08                                    | <b>50,296.02</b>      | 3,831.82           | <b>50,141.99</b> |                    |
|   |   |                       |                    |                  |                    |
|   | <b>Total Equity and Liabilities</b>         | <b>19,325.09</b>      |                    | <b>19,837.46</b> |                    |

For Premier Ltd. - In CIRP  
Taken on record by:




Kanak Jani

Resolution Professional  
IP Registration No. IBBII/IPA-  
001/IP-P- 01757/2019-  
2020/12685

Place : Mumbai

Date : 6th November, 2023



## Consolidated Cash Flow Statement

(Rs Lakhs)

| Particulars   | For year ended<br>30.09.2023 | For year ended<br>31.03.2023 |
|---|------------------------------|------------------------------|
| <b>(A) CASH FLOW FROM OPERATING ACTIVITIES</b>                                |                              |                              |
| Net Profit/(Loss) before tax  | (604.54)                     | (1,365.21)                   |
| Adjustments for :   |                              |                              |
| Interest Income (IND-AS)  | (3.96)                       | (7.16)                       |
| Interest Income FD/TDR  | (31.24)                      | (28.19)                      |
| Loss / (Profit) on sale of assets   | -                            | -                            |
| Rent Expenses (IND-AS)  | 6.97                         | 13.94                        |
| Foreign Exchange Fluctuation  | 0.43                         | 3.22                         |
| Sundry Balances written off   | -                            | -                            |
| Depreciation  | 447.15                       | 1,023.47                     |
| Interest and Financial Charges  | 83.72                        | 179.62                       |
| <b>Operating profit before Working capital changes (a)</b>                    | <b>(101.46)</b>              | <b>(180.31)</b>              |
| Adjustments for:  |                              |                              |
| (Increase) / Decrease in Trade & Other Receivables                            | (0.87)                       | (0.27)                       |
| Increase / (Decrease) in Trade payable, Provision & Other current Liabilities | 152.53                       | 286.75                       |
| Change in working capital (b)   | <b>151.66</b>                | <b>286.48</b>                |
| <b>Cash generated from Operations (a+b)</b>                                   | <b>50.20</b>                 | <b>106.17</b>                |
| <b>Direct Taxes Net Received / (Paid)</b>                                     | <b>(2.96)</b>                | <b>(3.40)</b>                |
| Net Cash Flow from Operating activities (A)                                   | 47.24                        | 102.77                       |
| <b>(B) CASH FLOW FROM INVESTING ACTIVITIES</b>                                |                              |                              |
| <b>Proceeds from sale of assets</b>   |                              | -                            |
| Release / (Investment) in Margin deposits                                     | (0.34)                       | (3.16)                       |
| Interest & Dividend Received  | 28.85                        | 23.26                        |
| Net Cash flow from Investing activities (B)                                   | <b>28.51</b>                 | <b>20.10</b>                 |
| <b>(C) CASH FLOW FROM FINANCING ACTIVITIES</b>                                |                              |                              |
| Receipt of EMD under CIRP Process   | -                            | 1,120.00                     |
| Payment of Lease Liability  | (144.53)                     | (289.06)                     |
| Interest paid   | 0.01                         | (0.60)                       |
| Net Cash flow from Financing activities (C)                                   | <b>(144.52)</b>              | <b>830.34</b>                |
| <b>Net increase in Cash and cash equivalents (A+B+C)</b>                      | <b>(68.77)</b>               | <b>953.21</b>                |
| <b>Op. Bal. Cash &amp; cash equivalents</b>                                   | <b>1,530.42</b>              | <b>577.21</b>                |
| <b>Cl. Bal. Cash &amp; cash equivalents</b>                                   | <b>1,461.66</b>              | <b>1,530.42</b>              |

For Premier Ltd - In CIRP  
Take on record by:



**Kanak Jani**

Resolution Professional

IP Registration No. IBBI/PA-001/IP-P-01757/2019-2020/12685

Place : Mumbai  
Date : 6th November, 2023