



POWER MECH®

Date: 30.05.2016

To,
Corporate Relations Department.
BSE Limited,
PJ Towers, Dalal Street,
Fort, Mumbai – 400001
Fax: +91 – 22- 22722037/39/41
+91 22 22723121/3719/1557

To, National Stock Exchange of India Limited,
Exchange Plaza,
Bandra Kurla Complex,
Bandra (E), Mumbai - 400051
Fax: +91 – 22 – 66418124/25/26

Dear Sir,

Sub: Outcome of Board Meeting under Regulation 33 of Listing Regulations
Ref: BSE Scrip Code: 539302 NSE Symbol: POWERMECH

With reference to the above mentioned subject, please note that the Board of directors in their just concluded meeting have inter-alia transacted the following business:

1. Approved the Standalone Audited Financial Results for the quarter and year ended 31.03.2016 – ***Enclosed standalone audited quarterly and year to date results, consolidated audited year to date results, standalone & consolidated statement of assets and liabilities as on 31.03.2016***
2. Approved the Consolidated Audited Financial Results for year the ended 31.03.2016
3. Taken note of the Auditors Reports forming part of Audited Standalone and Consolidated financials for year ended 31.03.2016 – ***Enclosed auditor's report pursuant to Regulation 33 of Listing Regulations***
4. Confirmed Interim Dividend of Rs 1.00 per share as Final Dividend for FY 15-16.

This is for your information and records.

Thanking you
For Power Mech Projects Limited



S. Kishore Babu
Chairman and Managing Director
(DIN: 00971313)

POWER MECH PROJECTS LIMITED

AN ISO 9001, ISO 14001 & OHSAS 18001 CERTIFIED COMPANY

Regd. & Corporate Office :
Plot No. 77, Jubilee Enclave, Opp. Hitex,
Madhapur, Hyderabad-500081
Telangana, India
CIN : U74140TG1999PLC032156

Phone : 040-30444444
Fax : 040-30444400
E-mail : info@powermech.net
Website : www.powermechprojects.in



JAS-ANZ



M4570910IN



POWER MECH PROJECTS LIMITED

Registered & Corporate Office: Plot No.77, Jubilee Enclave, Madhapur, Hyderabad - 500 081, Telangana.
Phone: 040-30444418 CIN: L74140TG1999PLC032156, Email - info@powermech.net, Website: www.powermechprojects.com

STATEMENT OF STAND ALONE AND CONSOLIDATED FINANCIAL RESULTS FOR THE QUARTER AND YEAR ENDED 31 MARCH,2016 Amount (Rs. In Lakhs)

Sl.No	Particulars	Standalone					Consolidated	
		Quarter ended			Year ended		Year ended	
		31.03.2016	31.12.2015	31.03.2015	31.03.2016	31.03.2015	31.03.2016	31.03.2015
		Audited	Unaudited	Audited	Audited	Audited	Audited	Audited
Part I	Income From Operations							
a	Net sales or Revenue from Operations	38,849.10	35,475.53	36,900.91	1,36,169.06	1,35,438.00	1,38,339.46	1,36,499.53
b	Other operating revenues	0.95	4.15	10.03	43.18	122.77	36.53	122.77
	Total Revenue from operations (net)	38,850.06	35,479.68	36,910.93	1,36,212.23	1,35,560.77	1,38,375.99	1,36,622.30
2	Expenses							
(a)	Cost of materials consumed	4,630.69	1,786.92	1,812.64	10,603.09	7,481.46	11,967.73	7,700.42
(b)	Changes in inventories of finished goods, work-in-progress and stock-in-trade	(5.75)	28.42	178.69	46.03	75.79	46.03	75.79
(c)	Contract execution expenses	22,772.13	24,296.50	27,169.17	89,802.74	97,711.35	89,886.58	98,001.49
(d)	Employee benefit expense	5,886.80	3,820.12	2,905.68	15,169.65	11,758.71	15,454.03	12,017.61
(e)	Depreciation and amortisation expense	1,131.61	943.99	864.80	3,890.32	3,663.99	3,900.27	3,677.76
(f)	Other Expenses	661.45	745.79	710.28	2,582.92	2,012.79	2,754.66	2,126.92
	Total expenses	35,076.93	31,621.75	33,641.25	1,22,094.75	1,22,704.08	1,24,009.30	1,23,599.99
3	Profit from operations before other income, finance costs and exceptional items (1-2)	3,773.13	3,857.93	3,269.68	14,117.48	12,856.69	14,366.69	13,022.31
4	Other income	149.05	143.86	113.61	556.01	591.32	550.27	576.09
5	Profit from ordinary activities before finance costs and exceptional items (3+4)	3,922.17	4,001.79	3,383.29	14,673.49	13,448.01	14,916.96	13,598.40
6	Finance costs	866.89	815.27	838.03	3,245.15	2,924.01	3,289.55	2,943.02
7	Profit from ordinary activities after finance costs but before exceptional items (5-6)	3,055.28	3,186.52	2,545.25	11,428.34	10,524.00	11,627.41	10,655.38
8	Exceptional Items	-	-	-	-	-	-	-
9	Profit from ordinary activities before tax (7-8)	3,055.28	3,186.52	2,545.25	11,428.34	10,524.00	11,627.41	10,655.38
10	Tax Expense (including deferred tax)	1,075.76	1,150.98	775.22	4,000.27	3,453.55	4,055.44	3,497.93
11	Net profit from ordinary activities after tax (9-10)	1,979.52	2,035.54	1,770.03	7,428.07	7,070.45	7,571.97	7,157.45
12	Extraordinary items(net of tax expense)	-	-	-	-	-	-	-
13	Net profit after tax and extraordinary items(11-12)	1,979.52	2,035.54	1,770.03	7,428.07	7,070.45	7,571.97	7,157.45
14	Minority Interest	-	-	-	-	-	18.98	17.05
15	Net profit for the group (13-14)	1,979.52	2,035.54	1,770.03	7,428.07	7,070.45	7,552.99	7,140.40
16	Paid-up equity share capital (Face Value of Rs. 10/-Each)	1,471.08	1,471.08	1,258.28	1,471.08	1,258.28	1,471.08	1,258.28
17	Reserves excluding revaluation reserve as per Balance sheet				53,838.00	34,135.58	54,012.70	34,213.24
18	Basic and Diluted EPS	14.26	14.71	13.77	53.51	56.94	54.41	57.48

Select information for the Quarter and Year ended 31-03-2016

Sl.No	Particulars	31.03.2016	31.12.2015	31.03.2015	31.03.2016	31.03.2015
A	Particulars of Shareholding					
1	Public Sharing					
	- Number of Shares	51,85,696	51,85,696	30,57,696	51,85,696	30,57,696
	- Percentage of Shareholding	35.25	35.25	24.30	35.25	24.30
2	Promoters and Promoter Group Shareholding					
a)	Pledged / Encumbered	-	-	-	-	-
b)	Non - Encumbered					
	- Number of Shares	95,25,068	95,25,068	95,25,068	95,25,068	95,25,068
	- Percentage of Shares	100.00	100.00	100.00	100.00	100.00
	(as a % of the total shareholding of the Promoters and Promoter group)					
	- Percentage of Shares	64.75	64.75	75.70	64.75	75.70
	(as a % of the total share capital of the company)					
B	Investors complaints	Quarter 31.03.2016				
	Pending at the begning of the quarter	Nil				
	Received during the Quarter	24				
	Disposed off during the Quarter	24				
	Remaning unresolved at the end of the Quarter	Nil				

STATEMENT OF ASSETS AND LIABILITIES

Particulars		Amount (Rs. In Lakhs)			
		Standalone		Consolidated	
		Year ended		Year ended	
		31.03.2016	31.03.2015	31.03.2016	31.03.2015
A	EQUITY AND LIABILITIES				
	<u>Shareholders' Funds</u>				
	a) Share capital	1,471.08	1,258.28	1,471.08	1,258.28
	b) Reserves and surplus	53,838.00	34,135.58	54,012.70	34,213.24
	Sub-Total Shareholders' Funds	55,309.08	35,393.86	55,483.78	35,471.52
	Minority interest			43.85	24.87
	<u>Non-Current Liabilities</u>				
	a) Long-term borrowings	1,134.90	2,455.19	2,135.40	3,657.46
	b) Deferred tax liabilities (net)	422.30	472.03	422.22	472.15
	c) Other long-term liabilities	9,052.60	6,412.63	9,072.22	6,412.63
	d) Long-term provisions	23.08	18.60	23.55	19.23
	Sub-Total Non-Current Liabilities	10,632.87	9,358.45	11,653.39	10,561.47
	<u>Current liabilities</u>				
	a) Short-term borrowings	18,786.42	19,792.20	19,185.01	19,974.15
	b) Trade payables	26,597.52	22,079.23	27,108.76	22,214.57
	c) Other current liabilities	15,543.29	15,883.26	16,065.81	15,799.28
	d) Short-term provisions	1,024.98	715.58	1,069.15	776.06
	Sub-Total Current Liabilities	61,952.21	58,470.27	63,428.73	58,764.06
	Total Equity and Liabilities	1,27,894.16	1,03,222.58	1,30,609.75	1,04,821.92
B	ASSETS				
	<u>Non-Current Assets</u>				
	<u>Fixed Assets</u>				
	a) Tangible Assets	19,094.65	17,731.70	19,452.77	17,983.65
	b) Intangible Assets	82.69	110.47	325.62	337.71
	c) Capital Work-In-Progress	719.65	919.87	1,886.51	1,629.93
	d) Unallocated capital expenditure			313.12	73.32
	Sub-Total Fixed Assets	19,896.99	18,762.04	21,978.02	20,024.61
	Non-Current Investments	685.10	684.67	2.02	2.02
	Long-term Loans and Advances	1,003.18	768.80	1,217.79	771.28
	Other Non-Current Assets	17,428.01	15,715.41	17,503.09	15,660.99
	Sub-Total Non-Current Assets	19,116.29	17,168.88	18,722.90	16,434.29
2	<u>Current Assets</u>				
	Inventories	3,095.18	3,068.28	3,128.62	3,209.12
	Trade Receivables	27,071.57	19,416.90	27,272.35	19,536.55
	Cash and Bank Balances	6,747.76	6,703.67	6,856.86	6,782.90
	Short-term Loans and Advances	17,522.70	14,023.42	17,785.20	14,168.38
	Other Current Assets	34,443.67	24,079.40	34,865.80	24,666.07
	Sub-Total Current Assets	88,880.88	67,291.66	89,908.83	68,363.02
	Total Assets	1,27,894.16	1,03,222.58	1,30,609.75	1,04,821.92

Segment wise revenue, results and capital expenditure for year ended 31st March 2016

- A** Business Segment : The company predominantly operates only in erection and maintenance activities. This in the context of Accounting standard-17 "Segment Reporting " is considered to constitute only one business segment.
- B** Geographical Segment: The Company has operations within India and outside India and the disclosure in respect of the geographical segment are given below.

Geographical Segment	Revenue for the year 2015-16	Segment Assets as on 31.03.2016	Capital Expenditure for the year 2015-16
With in India	1,21,063	1,15,073	2,562
(Previous year)	(1,28,238)	(1,09,609)	(4,008)
Outside India	17,313	15,537	2,905
(Previous year)	(8,384)	(7,175)	(220)

Note:

- The above results have been reviewed by the audit committee and thereafter were approved and taken on record by the Board of Directors at its meeting held on 30th May, 2016.
- The figures for the Quarter ended 31st March, 2016 are balancing figures between audited figures in respect of the full financial year ended 31st March, 2016 and published Year to date figures up to the third Quarter ended 31st December, 2015. Similarly, the figures for the Quarter ended 31st March, 2015 are balancing figures between audited figures in respect of the full financial Year ended 31st March, 2015 and published Year to date figures up to the third Quarter ended 31st December, 2014.
- During the year, the company has made an initial public offering (IPO) of 42,69,000 equity shares of Rs. 10/- each at a premium of Rs. 630/- per share. The issue comprised of fresh issue of 21,28,000 shares and offer for sale of 21,41,000 equity shares by selling shareholders. The fresh equity shares were allotted by the company on 21st August, 2015 and were listed on BSE and NSE.
- The statutory auditors audited the above financial results and issued audit report with an unmodified opinion.
- The Previous figures have been regrouped / rearranged wherever necessary.

Place: Hyderabad
Date: 30.05.2016

For Power Mech Projects Limited
K. Shore Babu
Chairman and Managing Director
DIN: 00971313

BRAHMAYYA & CO
Chartered Accountants

Auditor's Report on Standalone Quarterly Financial Results and Year to Date Results of the
Company Pursuant to the Regulation 33 of the SEBI (Listing Obligations and Disclosure
Requirements) Regulations, 2015.


To
The Board of Directors,
POWER MECH PROJECTS LIMITD
Hyderabad.

We have audited the financial results of POWER MECH PROJECTS LIMITD for the quarter ended 31st March, 2016 and the year to date results for the year ended 31st March, 2016 attached herewith, being submitted by the company pursuant to the requirement of Regulation 33 of the SEBI (Listing Obligations and Disclosure Requirements) Regulations, 2015. These quarterly financial results as well as the year to date financial results have been prepared on the basis of the interim financial statements, which are the responsibility of the company's management. Our responsibility is to express an opinion on these financial results based on our audit of such interim financial statements, which have been prepared in accordance with the recognition and measurement principles laid down in Accounting Standard for Interim Financial Reporting AS-25, prescribed, under Section 133 of the Companies Act, 2013 read with rule 7 of Companies (Accounts), Rules 2014 and other accounting principles generally accepted in India.

We conducted our audit in accordance with the auditing standards generally accepted in India. Those standards require that we plan and perform the audit to obtain reasonable assurance about whether the financial results are free of material misstatements. An audit includes examining, on a test basis, evidence supporting the amounts disclosed as financial results. An audit also includes assessing the accounting principles used and significant estimates made by management. We believe that our audit provides a reasonable basis for our opinion.

An audit involves performing procedures to obtain audit evidence about the amounts and the disclosures in the statement. The procedures selected depend on the auditors' judgement, including the assessment of the risk of material misstatement of the statements, whether due to fraud or error. In making those risk assessment, the auditor considers internal control relevant to the Company's preparation and fair representation of the statement in order to design audit procedures that are appropriate in the circumstances, but not for the purpose of expressing an opinion on the effectiveness of the Company's internal control. An audit also includes evaluating the appropriateness of the accounting policies used and the reasonableness of the accounting estimates made by the management, as well as evaluating the overall presentation of the statement.

6



BRAHMAYYA & CO
Chartered Accountants

In our opinion and to the best of our information and according to the explanations given to us these quarterly financial results as well as the year to date results:

- i) are presented in accordance with the requirements of Regulation 33 of the SEBI (Listing Obligations and Disclosure Requirements) Regulations, 2015 in this regard;
- ii) give a true and fair view of the net profit and other financial information for the quarter ended 31st March, 2016 as well as the year to date results for the period ended 31st March, 2016.
- iii) The statement includes the results for the Quarter ended March 31, 2016 being the balancing figure between audited figures in respect of full financial year and the published year to date figures up to the end of the third quarter of the current financial year.

Place :Camp: Hyderabad
Date : 30.05.2016



For Brahmayya & Co
Chartered Accountants
Firm Regn.no.000513S

(Karumanchi Rajaj)
ICAI Memb.No.202309
Partner

BRAHMAYYA & CO
Chartered Accountants


Auditor's Report on Consolidated Year to Date Results of the Company Pursuant to the
Regulation 33 of the SEBI (Listing Obligations and Disclosure Requirements) Regulations,
2015.

To
The Board of Directors,
POWER MECH PROJECTS LIMITD
Hyderabad.

We have audited the accompanying consolidated financial results of POWER MECH PROJECTS LIMITD (the Holding Company) , its subsidiaries and its joint venture for the year to date results ended 31st March, 2016, being submitted by the company pursuant to the requirement of Regulation 33 of the SEBI (Listing Obligations and Disclosure Requirements) Regulations, 2015. These year to date financial results have been prepared on the basis of the interim financial statements, which are the responsibility of the company's management. Our responsibility is to express an opinion on these financial results based on our audit of such interim financial statements, which have been prepared in accordance with the recognition and measurement principles laid down in Accounting Standard for Interim Financial Reporting AS-25, prescribed, under Section 133 of the Companies Act, 2013 read with rule 7 of Companies (Accounts), Rules 2014 and other accounting principles generally accepted in India.

We conducted our audit in accordance with the auditing standards generally accepted in India. Those standards require that we plan and perform the audit to obtain reasonable assurance about whether the financial results are free of material misstatements. An audit includes examining, on a test basis, evidence supporting the amounts disclosed as financial results. An audit also includes assessing the accounting principles used and significant estimates made by management. We believe that our audit provides a reasonable basis for our opinion.

An audit involves performing procedures to obtain audit evidence about the amounts and the disclosures in the statement. The procedures selected depend on the auditors' judgement, including the assessment of the risk of material misstatement of the statements, whether due to fraud or error. In making those risk assessment, the auditor considers internal control relevant to the Company's preparation and fair representation of the statement in order to design audit procedures that are appropriate in the circumstances, but not for the purpose of expressing an opinion on the effectiveness of the Company's internal control. An audit also includes evaluating the appropriateness of the accounting policies used and the reasonableness of the accounting estimates made by the management, as well as evaluating the overall presentation of the statement.




BRAHMAYYA & CO
Chartered Accountants

In our opinion and to the best of our information and according to the explanations given to us these consolidated results included in the statement :

Name of the Entity	Relationship
Power Mech Industri Private Limited	WOS
Hydro Magus Private Limited	Subsidiary
Power Mech - CPNED Services (Hong Kong) Holding Co. Limited	JV

- i) are presented in accordance with the requirements of Regulation 33 of the SEBI (Listing Obligations and Disclosure Requirements) Regulations, 2015 in this regard;
- ii) give a true and fair view of the net profit and other financial information for the year to date results for the period ended 31st March, 2016.

Place :Camp: Hyderabad
Date : 30.05.2016



For Brahmayya & Co
Chartered Accountants
Firm Regn.no.000513S

(Karumanchi Rajaj)
ICAI Memb.No.202309
Partner