



Date: 16.06.2023

To,
The Manager
Listing Department
National Stock Exchange of India Limited
Exchange Plaza, Bandra Kurla Complex,
Bandra (East), Mumbai-400 051
NSE Symbol: PNCINFRA

Dear Sir/Madam,

Sub: Reply to NSE for non submission of Financial Results for the period ended 31-Mar-2023 in Machine Readable Form / Legible copy

This has reference to your mail dated June 15, 2023 seeking submission of Financial Results for the period ended 31-Mar-2023 in Machine Readable Form / Legible copy.

In response of above, we would like to submit that the company has exercised due care in filing of Financial Results in Machine Readable Form/Legible copy, however due to technical issues the uploaded financial results were not completely shown in Machine Readable Form/Legible copy at portal of NSE.

Hence in compliance of the above, we are hereby resubmitted financial results in Machine Readable Form/Legible copy. Full Results of the company for the period ended 31-Mar-2023 were also submitted with Exchanges on May 26, 2023.

We hereby request you to kindly take the same on your records please.

Thanking you,

For PNC Infratech Limited

Tapan Jain
Company Secretary & Compliance Officer
ICSI M. No.: A22603

Encl: as above



Independent Auditor's Report

To the Board of Directors of PNC Infratech Limited

Report on the Audit of Standalone Financial Results

Opinion

We have audited the accompanying Statement of Standalone Financial Results of **PNC Infratech Limited** (the "Company") for the quarter and year ended March 31, 2023 (the "Statement") being submitted by the Company pursuant to the requirement of Regulation 33 of the SEBI (Listing Obligations and Disclosure Requirements Regulations, 2015, as amended (the "Listing Regulations").

In our opinion and to the best of our information and according to the explanations given to us, the Statement:

- a. is presented in accordance with the requirements of Regulation 33 of the Listing Regulations; and
- b. gives a true and fair view in conformity with the recognition and measurement principles laid down in the Indian Accounting Standards ("Ind AS") and other accounting principles generally accepted in India of the net profit and total comprehensive income and other financial information of the Company for the quarter and year ended March 31, 2023.

Basis for Opinion

We conducted our audit in accordance with the Standards on Auditing ("SA"s) specified under Section 143(10) of the Act. Our responsibilities under those Standards are further described in the Auditor's Responsibilities for the Audit of the Financial Results section of our report. We are independent of the Company in accordance with the Code of Ethics issued by the Institute of Chartered Accountants of India ("ICAI") together with the ethical requirements that are relevant to our audit of the Standalone Financial Statements under the provisions of the Act and the Rules thereunder, and we have fulfilled our other ethical responsibilities in accordance with these requirements and the ICAI's Code of Ethics. We believe that the audit evidence obtained by us and other auditors in terms of their reports referred to in "Other Matter" paragraph below, is sufficient and appropriate to provide a basis for our audit opinion on the Standalone Financial Results.

Management's Responsibilities for the Standalone Financial Results

The Statement has been prepared on the basis of the Standalone Financial Statements. The Board of Directors of the Company are responsible for the preparation and presentation of the Statement that gives a true and fair view of the net profit and other comprehensive income of the Company and other financial information in accordance with the applicable accounting standards prescribed under Section 133 of the Act read with relevant rules issued thereunder and other accounting principles generally accepted in India and in compliance with Regulation 33 of the Listing Regulations. This responsibility also includes maintenance of adequate accounting records in accordance with the provisions of the Act for safeguarding of the assets of the Company and for preventing and detecting frauds and other irregularities; selection and application of appropriate accounting policies; making judgments and estimates that are reasonable and prudent; and the design, implementation and maintenance of adequate internal financial controls, that were operating effectively for ensuring the accuracy and completeness of the accounting records, relevant to the preparation and presentation of the Statement that give a true and fair view and are free from material misstatement, whether due to fraud or error.



In preparing the Standalone Financial Results, the Board of Directors is responsible for assessing the Company's ability to continue as a going concern, disclosing, as applicable, matters related to going concern and using the going concern basis of accounting unless the Board of Directors either intends to liquidate the Company or to cease operations, or has no realistic alternative but to do so.

The Board of Directors is also responsible for overseeing the financial reporting process of the Company.

Auditor's Responsibilities for the Audit of the Standalone Financial Results

Our objectives are to obtain reasonable assurance about whether the Standalone Financial Results as a whole are free from material misstatement, whether due to fraud or error, and to issue an auditor's report that includes our opinion. Reasonable assurance is a high level of assurance, but is not a guarantee that an audit conducted in accordance with SAs will always detect a material misstatement when it exists. Misstatements can arise from fraud or error and are considered material if, individually or in the aggregate, they could reasonably be expected to influence the economic decisions of users taken on the basis of this Standalone Financial Results.

As part of an audit in accordance with SAs, we exercise professional judgment and maintain professional skepticism throughout the audit. We also:

- Identify and assess the risks of material misstatement of the Standalone Financial Results, whether due to fraud or error, design and perform audit procedures responsive to those risks, and obtain audit evidence that is sufficient and appropriate to provide a basis for our opinion. The risk of not detecting a material misstatement resulting from fraud is higher than for one resulting from error, as fraud may involve collusion, forgery, intentional omissions, misrepresentations, or the override of internal control.
- Obtain an understanding of internal controls relevant to the audit in order to design audit procedures that are appropriate in the circumstances. Under Section 143(3)(i) of the Act, we are also responsible for expressing our opinion on whether the Company has adequate internal financial controls with reference to financial statements in place and the operating effectiveness of such controls.
- Evaluate the appropriateness of accounting policies used and the reasonableness of accounting estimates made by the Board of Directors.
- Conclude on the appropriateness of the Board of Directors' use of the going concern basis of accounting and, based on the audit evidence obtained, whether a material uncertainty exists related to events or conditions that may cast significant doubt on the ability of the Company to continue as a going concern. If we conclude that a material uncertainty exists, we are required to draw attention in our auditor's report to the related disclosures in the Statement or, if such disclosures are inadequate, to modify our opinion. Our conclusions are based on the audit evidence obtained up to the date of our auditor's report. However, future events or conditions may cause the Company to cease to continue as a going concern.
- Evaluate the overall presentation, structure and content of the Standalone Financial Results, including the disclosures, and whether the Standalone Financial Results represent the underlying transactions and events in a manner that achieves fair presentation.

We communicate with those charged with governance regarding, among other matters, the planned scope and timing of the audit and significant audit findings, including any significant deficiencies in internal control that we identify during our audit.



We also provide those charged with governance with a statement that we have complied with relevant ethical requirements regarding independence, and to communicate with them all relationships and other matters that may reasonably be thought to bear on our independence, and where applicable, related safeguards.

Other Matters

We did not audit the Statement include the audited financial information/ financial results of three joint operations, whose financial results reflect total assets of Rs.73,913.89 lakhs as at March 31, 2023, total revenue of Rs.49,953.85 lakhs and Rs.1,29,438.62 lakhs, total net profit after tax of Rs.29.04 lakhs and Rs.32.33 lakhs and total comprehensive income of Rs.29.04 lakhs and Rs.32.33 lakhs for the quarter and year ended March 31, 2023 respectively and net cash inflows of Rs.3,436.93 lakhs for the year ended on that date. The financial statements of joint operations have been audited by the other auditors whose reports have been furnished to us by the management and our conclusion on the statement, in so far as it relates to the amount and disclosures included in respect of joint operations, is based solely on the report of such other auditors and the procedures performed by us as stated in the paragraph above. The above figures are before the consolidation adjustments.

The statement includes the result for the quarter ended March 31, 2023, being the balancing figure between the audited figures in respect of the financial year ended March 31, 2023, and the published unaudited year to date figures up to the third quarter of the current financial year.

Our report is not modified in respect of the above matters.

For **NSBP & Co.**

Chartered Accountants

Firm's Registration No.: 001075N



Subodh Kumar Modi

Partner

Membership No.: 093684

UDIN: 23093684BGXGSV6888



Place: Agra

Date: May 26, 2023

PNC INFRATECH LIMITED

Registered Office: NBCC PLAZA, Tower II, 4th Floor, Pushp Vihar, Sector -5, New Delhi-110017

CIN: L45201DL1999PLC195937

E-mail: complianceofficer@pncinfratech.com Website: www.pncinfratech.com

Statement of Audited Standalone Financial Results for the Quarter and Year ended 31 March 2023

Sr. No.	Particulars	₹ In lakhs (Except EPS)				
		Quarter ended			Year ended	
		31 March 2023	31 December 2022	31 March 2022	31 March 2023	31 March 2022
		Audited	Unaudited	Audited	Audited	Audited
1	Income					
	a) Revenue from operations	2,11,464.84	1,62,696.95	1,91,731.29	7,06,083.99	6,30,550.34
	b) Other income	1,051.46	976.97	849.64	3,827.38	5,423.59
	Total Income	2,12,516.30	1,63,673.92	1,92,580.93	7,09,911.37	6,35,973.93
2	Expenses					
	a) Cost of materials consumed/ Contract paid/ Concession fee	1,59,622.34	1,20,531.91	1,35,409.90	5,26,236.08	4,45,174.31
	b) Employee benefits expense	7,682.57	11,077.74	8,029.82	33,588.10	34,197.73
	c) Finance costs	1,467.58	1,619.80	1,699.61	6,380.18	8,014.55
	d) Depreciation and amortisation expense	2,788.44	2,776.10	3,206.80	10,999.74	12,991.01
	e) Other expenses	16,057.75	10,282.14	25,822.33	50,871.55	72,453.66
	Total expenses (a to e)	1,87,618.68	1,46,287.69	1,74,168.46	6,28,075.65	5,72,831.26
3	Total Profit before exceptional item and tax	24,897.62	17,386.23	18,412.47	81,835.72	63,142.67
4	Exceptional Item	-	-	-	-	-
5	Total Profit before tax	24,897.62	17,386.23	18,412.47	81,835.72	63,142.67
6	Tax Expense					
	a) Current Tax	6,640.87	4,700.09	4,706.69	21,638.77	17,513.85
	b) Taxation in respect of earlier years	-	20.04	-	20.04	-
	c) Deferred tax charge/(credit)	(189.16)	(274.46)	(114.79)	(970.45)	845.70
	Total Provision for Taxation (a to c)	6,451.71	4,445.67	4,591.90	20,688.36	18,359.55
7	Net Profit/(Loss) after tax (5-6)	18,445.91	12,940.56	13,820.57	61,147.36	44,783.12
8	Other Comprehensive Income/ (Loss)					
	(i) Items that will not be reclassified to profit or loss (Net of taxes)	514.80	(81.53)	(319.92)	270.20	(326.13)
	(ii) Items that will be reclassified to profit or loss (Net of taxes)	-	-	-	-	-
	Total Comprehensive Income after Tax (7+8)	18,960.71	12,859.03	13,500.65	61,417.56	44,456.99
9	Paid-up equity share capital (Face value: ₹ 2 per share)	5,130.78	5,130.78	5,130.78	5,130.78	5,130.78
10	Other equity				3,89,025.41	3,28,890.55
11	Earnings per share - Basic & Diluted (₹) (Face value: ₹ 2 per share)	7.19	5.04	5.39	23.84	17.46
		(Not annualized)	(Not annualized)	(Not annualized)	(Annualized)	(Annualized)




Handwritten signature in blue ink.

PNC Infratech Limited
CIN No : L45201DL1999PLC195937
Standalone Balance Sheet
as at 31 March 2023

(₹ In Lakh)

	As at	As at
	31 March 2023	31 March 2022
	Audited	Audited
I ASSETS		
1 Non-current assets		
(a) Property, plant and equipment	52,186.91	57,372.90
(b) Right-of-use assets	948.71	1,383.49
(c) Capital work-in-progress	-	-
(d) Intangible asset	318.39	179.51
(e) Financial assets		
(i) Investments	1,03,470.94	87,118.45
(ii) Loans	65,587.00	48,949.00
(iii) Other financial assets	7,449.39	8,055.43
(f) Deferred tax assets(net)	2,395.84	1,516.27
(g) Other non-current assets	26,279.43	31,937.51
Total Non-current assets	2,58,636.61	2,36,512.56
2 Current assets		
(a) Inventories	76,439.28	48,078.88
(b) Financial assets		
(i) Trade receivables	1,90,551.29	1,27,281.78
(ii) Cash and cash equivalents	29,278.57	40,684.20
(iii) Bank balances other than (ii) above	8,060.99	12,085.81
(iv) Loans	8,835.00	30,637.00
(v) Other financial assets	8,553.21	14,709.44
(c) Other current assets	26,691.36	20,147.65
	3,48,409.70	2,93,624.76
Assets classified as held for sale	-	75.58
Total current assets	3,48,409.70	2,93,700.34
TOTAL ASSETS	6,07,046.31	5,30,212.90
II EQUITY AND LIABILITIES		
1 Equity		
(a) Equity share capital	5,130.78	5,130.78
(b) Other equity	3,89,025.41	3,28,890.55
Total equity	3,94,156.19	3,34,021.33
Liabilities		
2 Non-current liabilities		
(a) Financial liabilities		
(i) Borrowings	6,000.91	12,923.91
(ii) Lease liabilities	689.40	1,048.33
(iii) Other financial liabilities	37,567.62	33,257.47
(b) Provisions	2,077.87	1,914.98
(c) Other non-current liabilities	23,057.89	38,936.55
Total non-current liabilities	69,393.69	88,081.24
3 Current liabilities		
(a) Financial liabilities		
(i) Borrowings	38,995.34	8,654.43
(ii) Lease liabilities	328.34	362.10
(iii) Trade payables		
(a) Dues of micro and small enterprises	12,927.24	4,384.67
(b) Dues of creditor other than micro and small Enterprises	54,973.44	46,370.37
(iv) Other financial liabilities	22,999.14	21,649.26
(b) Other current liabilities	11,886.26	26,528.16
(c) Provisions	1,386.67	161.34
Total current liabilities	1,43,496.43	1,08,110.33
TOTAL EQUITY AND LIABILITIES	6,07,046.31	5,30,212.90




Handwritten signature and initials in blue ink.

PNC Infratech Limited
CIN No : L45201DL1999PLC195937
Standalone Cash Flow Statement
for the year ended 31 March 2023

(₹ In Lakh)

		Year ended	Year ended
		31 March 2023	31 March 2022
		Audited	Audited
A	CASH FLOW FROM OPERATING ACTIVITIES		
	Profit before tax for the period	81,835.72	63,142.67
	Adjustment for:		
	Add/(Less):		
	Finance costs	6,380.18	8,014.55
	Loss/(profit) on sale of property, plant & equipment (net)	19.00	(33.70)
	Loss/(profit) on lease modification/ cancellation	(6.83)	-
	Loss/(Profit) on sale of investments (net)	(20.49)	-
	Loss/ (gain) on foreign exchange fluctuations (net)	1.43	(40.00)
	Interest income	(800.30)	(1,531.06)
	Loss/ (profit) on fair valuation of units of mutual fund (net)	-	48.61
	Loss/(profit) on redemption of units of mutual fund (net)	(669.53)	(1,018.67)
	Provision for gratuity & leave liability	746.73	574.40
	Impairment loss on trade receivable	-	3,172.74
	Impairment loss on unsecured loan	-	6,942.56
	Impairment loss on investment	-	2,856.82
	Allowance for expected credit loss	1,320.45	698.77
	Depreciation and amortisation expenses	10,999.74	12,991.01
	Operating profit before working capital changes	99,806.10	95,818.70
	Working capital adjustments:		
	(Increase)/decrease in inventories	(28,360.40)	(12,719.40)
	Increase/(decrease) in trade payables	17,145.64	(21,185.22)
	Increase/(decrease) in other current liabilities	(13,327.21)	10,242.07
	Increase/(decrease) in non-current liabilities	(11,449.05)	31,382.35
	Increase/(decrease) in provisions	1,002.57	(1,315.87)
	(Increase)/decrease in trade receivables	(63,405.20)	(47,228.63)
	(Increase)/decrease in non-current assets	6,301.73	(1,638.93)
	(Increase)/decrease in current assets	(1,385.48)	(5,055.80)
	Cash generated from/(used) operating activities	6,328.70	48,299.27
	Direct taxes paid	(21,658.81)	(17,513.85)
	Net cash generated from/(used) operating activities before exceptional Items	(15,330.11)	30,785.42
	Exceptional item	-	-
	Net cash generated from/(used) operating activities	(15,330.11)	30,785.42
B	CASH FLOW FROM INVESTING ACTIVITIES		
	Purchase of property, plant & equipment, CWIP & intangible assets	(6,247.36)	(7,546.22)
	Disposal of property, plant & equipment & intangible assets	724.58	2,086.56
	Loans given	(29,538.00)	(23,019.00)
	Loans received back	34,702.00	4,784.63
	Investment in subsidiary companies	(16,353.01)	(15,401.00)
	Proceeds from sale of investment in subsidiary/ associates companies	96.58	-
	Purchase of mutual fund	(2,52,746.29)	(2,13,309.23)
	Proceeds from sale of mutual fund	2,53,415.82	2,24,327.90
	Proceeds from/ (Investment) in term deposit & others bank balance	4,024.82	(4,032.42)
	Interest income	568.70	1,275.63
	Net cash generated from/(used) investing activities	(11,352.16)	(30,833.15)
C	CASH FLOW FROM FINANCING ACTIVITIES		
	Proceeds from term loan borrowings	1,602.06	4,786.17
	(Repayment) of term loan borrowings	(9,897.67)	(23,131.56)
	Proceeds/ (repayment) of unsecured demand loan (net)	11,307.73	-
	Proceeds/ (repayment) of working capital demand loans from bank (net)	20,021.88	-
	Proceeds/ (repayment) from buyers credit loans from bank (net)	383.91	-
	Dividend paid	(1,282.70)	(1,282.70)
	Lease payment including interest	(478.39)	(397.06)
	Interest expenses	(6,380.18)	(8,014.55)
	Net cash generated from/ (used) financing activities	15,276.64	(28,039.70)
	Net change in cash & cash equivalents	(11,405.63)	(28,087.43)
	Cash and cash equivalents at the beginning of the year	40,684.20	68,771.63
	Cash & cash equivalents at the end of the year	29,278.57	40,684.20



Notes:

1. The above standalone results have been reviewed by the Audit Committee and approved by the Board of Directors at its meeting held on May 26, 2023.
2. The results for the quarter and year ended March 31, 2023 are in compliance with the Indian Accounting Standards (Ind-AS) notified by the Ministry of Corporate Affairs, read with SEBI Circular No CIR /CFD/ CMD1/44/2019 dated March 29, 2019 as amended and in terms of amendments made in SEBI (Listing Obligation and Disclosure Requirement) Regulations, 2015. These results have been subjected to audit by the Statutory Auditors of the Company.
3. Contract Revenue for quarter ended on March 31, 2023 includes ₹ Nil Lakhs (P.Y ₹ 8,268.48 Lakhs) whereas Contract Revenue for year ended on March 31, 2023 includes ₹ 3,701.52 Lakhs (P.Y. ₹ 8,268.48 Lakhs) as bonus received for early completion of the project.
4. As permitted by paragraph 4 of Ind AS 108, "Operating Segments", notified under section 133 of the Companies Act, 2013, read together with the relevant rules issued there under, if a single financial report contains both consolidated financial results and the separate financial results of the parent, segment information need to be presented only on the basis of the consolidated financial results. Thus, disclosure required by Regulation 33 of the SEBI (Listing Obligations & Disclosure Requirements) Regulations, 2015 on segment wise revenue results and capital employed are given in consolidated financial results.
5. The Code on Social Security, 2020 ('Code') has been notified in the Official Gazette in September 2020 which could impact the contribution by the Company towards certain employment. The effective date from which the changes and rules would become applicable is yet to be notified. Impact of the changes will be assessed and accounted in the relevant period of notification of relevant provisions.
6. The Board of Directors have recommended a dividend @ 25 % i.e. ₹ 0.50 /- (Fifty Paise) per equity share of ₹ 2/- each for the financial year 2022-23 subject to approval of members in the ensuing Annual General Meeting.
7. The Company on 28.02.2023 had entered into Share Purchase Agreement and other related transaction documents inter alia, with BF Infrastructure Limited ("BFIL"), for divestment of the Company's entire stake of 51% in Ferrovia Transrail Solutions Private Limited ("FTSPL"), (a "subsidiary" of the Company) to BFIL. This transaction was subject to applicable regulatory and other approvals and certain conditions, more specifically laid down in the Share Purchase Agreement. The said transaction has successfully been consummated and closed as contemplated under the Share Purchase Agreement on 02.03.2023 against the total consideration of ₹ 21.00 Lakhs and impact has been accounted for in the financial statement in quarter ended March, 31 2023.
8. Figures for the quarter ended March 31, 2023 are balancing figure between annual audited figures for year ended March 31, 2023 and nine months limited review figures published up to December 31, 2022 as per SRE 2410.



9. Figures for the previous periods have been regrouped/ rearranged, wherever necessary.
10. The aforesaid audited standalone financial results will be uploaded on the Company's website www.pncinfratech.com and will also be available on the website of BSE Limited www.bseindia.com and the National Stock Exchange of India Limited www.nseindia.com for the benefit of the shareholders and investors.

Place: Agra
Date: May 26, 2023



For PNC Infratech Limited



Chakresh Kumar Jain
Managing Director
(DIN: 00086768)

2/18m



Independent Auditor's Report

To the Board of Directors of PNC Infratech Limited

Report on the Audit of Consolidated Financial Results

Opinion

We have audited the accompanying Statement of Consolidated Financial Results of **PNC Infratech Limited** (the "Holding Company") and its subsidiaries (Holding Company and its subsidiaries together referred to as "the Group") for the quarter and year ended March 31, 2023 (the "Statement") being submitted by the Company pursuant to the requirement of Regulation 33 of the SEBI (Listing Obligations and Disclosure Requirements Regulations, 2015, as amended (the "Listing Regulations").

In our opinion and to the best of our information and according to the explanations given to us and based on the consideration of the reports of the other auditors on separate audited financial statements and other financial information of the subsidiaries/ step down subsidiaries and joint operations, the Statement:

a. includes the financial results of the following entities:

Subsidiaries/ Step Down Subsidiaries

1. PNC Infra Holdings Limited
2. PNC Bareilly Nainital Highways Private Limited
3. PNC Raebareli Highways Private Limited
4. MP Highways Private Limited
5. PNC Kanpur Highways Limited
6. PNC Delhi Industrial Infra Private Limited
7. PNC Kanpur Ayodhya Tollways Private Limited
8. PNC Rajasthan Highways Private Limited
9. PNC Chitradurga Highways Private Limited
10. PNC Khajuraho Highways Private Limited
11. PNC Bundelkhand Highways Private Limited
12. PNC Triveni Sangam Highways Private Limited
13. PNC Aligarh Highways Private Limited
14. PNC Challakere (Karnataka) Highways Private Limited
15. PNC Bithur Kanpur Highways Private Limited
16. PNC Gomti Highways Private Limited
17. PNC Unnao Highways Private Limited
18. PNC Meerut Haridwar Highways Private Limited.
19. Akkalkot Highways Private Limited (w.e.f. April 22, 2022)
20. Awadh Expressway Private Limited (w.e.f. April 13, 2022)
21. Hardoi Highways Private Limited (w.e.f. April 11, 2022)
22. Kanpur Lucknow Expressway Private Limited (w.e.f. April 11, 2022)
23. Sonauli Gorakhpur Highways Private Limited (w.e.f. April 21, 2022)
24. Yamuna Highways Private Limited (w.e.f. April 25, 2022)
25. Hathras Highways Private Limited (w.e.f. April 25, 2022)

b. is presented in accordance with the requirements of Regulation 33 of the Listing Regulations; and

c. gives a true and fair view in conformity with the recognition and measurement principles laid down in the Indian Accounting Standards ("Ind AS") and other accounting principles generally accepted in India of the net profit and total comprehensive income and other financial information of the Company for the quarter and year ended March 31, 2023.



Basis for Opinion

We conducted our audit in accordance with the Standards on Auditing (“SA”s) specified under Section 143(10) of the Act. Our responsibilities under those Standards are further described in the Auditor’s Responsibilities for the Audit of the Financial Results section of our report. We are independent of the Company in accordance with the Code of Ethics issued by the Institute of Chartered Accountants of India (“ICAI”) together with the ethical requirements that are relevant to our audit of the Consolidated Financial Statements under the provisions of the Act and the Rules thereunder, and we have fulfilled our other ethical responsibilities in accordance with these requirements and the ICAI’s Code of Ethics. We believe that the audit evidence obtained by us and other auditors in terms of their reports referred to in “Other Matter” paragraph below, is sufficient and appropriate to provide a basis for our audit opinion on the Consolidated Financial Results.

Management’s Responsibilities for the Consolidated Financial Results

The Statement has been prepared on the basis of the Consolidated Financial Statements. The Holding Company’s Management and the Board of Directors are responsible for the preparation and presentation of these Consolidated Financial Results that give a true and fair view of the consolidated profit and other comprehensive income and other financial information of the Group in accordance with the recognition and measurement principles laid down in Indian Accounting Standards prescribed under Section 133 of the Act and other accounting principles generally accepted in India and in compliance with Regulation 33 of the Listing Regulations. The respective Board of Directors of the Companies included in the Group are also responsible for maintenance of adequate accounting records in accordance with the provisions of the Act for safeguarding the assets of the Group and for preventing and detecting frauds and other irregularities; selection and application of appropriate accounting policies; making judgments and estimates that are reasonable and prudent; and the design, implementation and maintenance of adequate internal financial controls that were operating effectively for ensuring the accuracy and completeness of the accounting records, relevant to the preparation and presentation of the Consolidated Financial Results that give a true and fair view and is free from material misstatement, whether due to fraud or error, which have been used for the purpose of preparation of the Consolidated Financial Results by the Board of Directors of the Holding Company, as aforesaid.

In preparing the Consolidated Financial Results, the respective Board of Directors of the Companies included in the Group is responsible for assessing the Company’s ability to continue as a going concern, disclosing, as applicable, matters related to going concern and using the going concern basis of accounting unless the respective Board of Directors either intends to liquidate the Company or to cease operations, or has no realistic alternative but to do so.

The respective Board of Directors of the Companies included in the Group is also responsible for overseeing the financial reporting process of the respective Company.

Auditor’s Responsibilities for the Audit of the Consolidated Financial Results

Our objectives are to obtain reasonable assurance about whether the Consolidated Financial Results as a whole are free from material misstatement, whether due to fraud or error, and to issue an auditor’s report that includes our opinion. Reasonable assurance is a high level of assurance, but is not a guarantee that an audit conducted in accordance with SAs will always detect a material misstatement when it exists. Misstatements can arise from fraud or error and are considered material if, individually or in the aggregate, they could reasonably be expected to influence the economic decisions of users taken on the basis of this Consolidated Financial Results.



As part of an audit in accordance with SAs, we exercise professional judgment and maintain professional skepticism throughout the audit. We also:

- Identify and assess the risks of material misstatement of the Consolidated Financial Results, whether due to fraud or error, design and perform audit procedures responsive to those risks, and obtain audit evidence that is sufficient and appropriate to provide a basis for our opinion. The risk of not detecting a material misstatement resulting from fraud is higher than for one resulting from error, as fraud may involve collusion, forgery, intentional omissions, misrepresentations, or the override of internal control.
- Obtain an understanding of internal controls relevant to the audit in order to design audit procedures that are appropriate in the circumstances. Under Section 143(3)(i) of the Act, we are also responsible for expressing our opinion on whether the Company has adequate internal financial controls with reference to financial statements in place and the operating effectiveness of such controls.
- Evaluate the appropriateness of accounting policies used and the reasonableness of accounting estimates made by the Board of Directors.
- Conclude on the appropriateness of the Board of Directors' use of the going concern basis of accounting and, based on the audit evidence obtained, whether a material uncertainty exists related to events or conditions that may cast significant doubt on the ability of the Company to continue as a going concern. If we conclude that a material uncertainty exists, we are required to draw attention in our auditor's report to the related disclosures in the Statement or, if such disclosures are inadequate, to modify our opinion. Our conclusions are based on the audit evidence obtained up to the date of our auditor's report. However, future events or conditions may cause the Company to cease to continue as a going concern.
- Evaluate the overall presentation, structure and content of the Consolidated Financial Results, including the disclosures, and whether the Consolidated Financial Results represent the underlying transactions and events in a manner that achieves fair presentation.

We communicate with those charged with governance regarding, among other matters, the planned scope and timing of the audit and significant audit findings, including any significant deficiencies in internal control that we identify during our audit.

We also provide those charged with governance with a statement that we have complied with relevant ethical requirements regarding independence, and to communicate with them all relationships and other matters that may reasonably be thought to bear on our independence, and where applicable, related safeguards.

We also performed procedures in accordance with the circular No CIR/CFD/CMD1/44/2019 issued by the Securities and Exchange Board of India under Regulation 33(8) of the Listing Regulations, to the extent applicable.

Other Matters

We did not audit the Statement include the audited financial information/ financial results of twenty five subsidiaries / step down subsidiaries whose financial results reflect total assets of Rs.10,77,252.38 lakhs, total revenue of Rs.1,28,608.83 lakhs and Rs.4,15,365.89 lakhs, total net profit/(loss) after tax of (Rs.3,872.40 lakhs) and Rs.4,698.71 lakhs, total comprehensive income/(loss) of (Rs.3,779.77 lakhs) and Rs.4,781.42 lakhs for the quarter ended March 31, 2023 and for the year ended March 31, 2023 respectively and net cash inflow of Rs.1,130.56 lakhs for the year ended on March 31, 2023.



The Financial Statements of twenty five subsidiaries / step down subsidiaries have been audited by the other auditors whose reports have been furnished to us by the management and our conclusion on the statement, in so far as it relates to the amount and disclosures included in respect of twenty five subsidiaries / step down subsidiaries, is based solely on the report of such other auditors and the procedures performed by us as stated in the paragraph above. The above figures are before the consolidation adjustments.

We did not audit the Statement include the audited financial information/ financial results of three joint operations whose financial results reflect total assets of Rs.73,913.89 lakhs, total revenue of Rs.49,953.85 lakhs and Rs.1,29,438.62 lakhs, total net profit after tax of Rs.29.04 lakhs and Rs.32.33 lakhs, total comprehensive income of Rs.29.04 lakhs and Rs.32.33 lakhs for the quarter ended March 31, 2023 and for the year ended March 31, 2023 respectively and net cash inflow of Rs.3,436.93 lakhs for the year ended on March 31, 2023. The Financial Statements of three joint operations have been audited by the other auditors whose reports have been furnished to us by the management and our conclusion on the statement, in so far as it relates to the amount and disclosures included in respect of three joint operations, is based solely on the report of such other auditors and the procedures performed by us as stated in the paragraph above. The above figures are before the consolidation adjustments.

The statement includes the result for the quarter ended March 31, 2023, being the balancing figure between the audited figures in respect of the financial year ended March 31, 2023, and the published unaudited year to date figures up to the third quarter of the current financial year.

Our report is not modified in respect of the above matters.

For **NSBP & Co.**

Chartered Accountants

Firm's Registration No.: 001075N



Subodh Kumar Modi

Partner

Membership No.: 093684

UDIN: 23093684BGXGSW5764



Place: Agra

Date: May 26, 2023

PNC Infratech Limited

Registered Office : NBCC PLAZA, Tower II, 4th Floor, Pushp Vihar, Sector -5, New Delhi-110017

Email Contact : complianceofficer@pncinfratech.com

CIN: L45201DL1999PLC195937

STATEMENT OF AUDITED CONSOLIDATED FINANCIAL RESULTS FOR THE QUARTER AND YEAR ENDED MARCH 31, 2023


₹ In lakhs (Except EPS)

S.No.	Particulars	Quarter Ended			Year Ended	
		March 31, 2023 (Audited)	December 31, 2022 (Unaudited)	March 31, 2022 (Audited)	March 31, 2023 (Audited)	March 31, 2022 (Audited)
1	Income					
	a) Revenue from operations	2,30,485.36	1,80,328.08	2,22,602.03	7,95,608.29	7,20,803.56
	b) Other Income	2,368.88	1,958.78	2,131.18	8,062.88	8,898.63
	Total Income	2,32,854.24	1,82,286.86	2,24,733.21	8,03,671.17	7,29,702.19
2	Expenses					
	a) Cost of material consumed/contract paid	1,60,375.28	1,14,093.34	1,26,948.02	5,03,820.41	4,37,826.97
	b) Employee benefit expenses	8,520.98	12,116.98	9,057.88	37,471.58	37,865.81
	c) Finance Cost	13,315.94	12,152.57	11,154.24	46,990.43	42,532.23
	d) Depreciation and amortization expenses	5,681.59	4,459.45	7,948.12	25,331.11	39,019.50
	e) Other expenses	20,528.39	19,644.70	38,559.07	94,311.48	91,663.42
	Total Expenses (a to e)	2,08,422.18	1,62,447.04	1,93,667.33	7,07,925.01	6,48,907.93
3	Total Profit before exceptional item and tax	24,432.06	19,839.82	31,065.88	95,746.16	80,794.26
4	Exceptional Item	-	-	(185.00)	-	(185.00)
5	Total Profit before Tax	24,432.06	19,839.82	30,880.88	95,746.16	80,609.26
6	Tax Expenses					
	a) Current Tax	9,660.32	5,019.70	4,184.66	26,565.07	19,312.28
	b) Taxation in respect of earlier years	365.00	20.04	(409.43)	731.79	(409.43)
	c) Deferred Tax	(191.45)	831.02	1,334.25	2,604.24	3,663.44
	Total Tax Expenses (a to c)	9,833.87	5,870.76	5,109.48	29,901.10	22,566.29
7	Net Profit from Continuing Operation (5-6)	14,598.19	13,969.06	25,771.40	65,845.06	58,042.97
8	Profit/ Loss from discontinuing operation					
	Tax expenses of discontinuing operations	-	-	-	-	-
	Net Profit/ Loss from discontinuing operations after tax	-	-	-	-	-
9	Share in Profit/(Loss) of Associates accounted for using equity method	-	-	(1,052.28)	-	-
10	Net Profit/(Loss) after Tax (7-8+9)	14,598.19	13,969.06	24,719.12	65,845.06	58,042.97
11	Other Comprehensive Income (Net of Taxes)					
	(i) Item that will not be reclassified to Profit & Loss (Net of Taxes)	(607.19)	(84.84)	(320.96)	352.91	(339.12)
	(ii) Item that will be reclassified to Profit & Loss (Net of Taxes)	-	-	-	-	-
	Total Comprehensive Income after Tax (10+11)	13,991.00	13,884.22	24,398.16	66,197.97	57,703.85
12	Paid-up Equity Share Capital (Face value of ₹ 2 each)	5,130.78	5,130.78	5,130.78	5,130.78	5,130.78
13	Other Equity	-	-	-	4,23,373.55	3,57,678.48
14	Earnings per share - Basic & Diluted (₹) (Face value of ₹ 2 each)	5.69	5.45	9.64	25.67	22.63
		(Not Annualized)	(Not Annualized)	(Not Annualized)	(Annualized)	(Annualized)



Handwritten signature in blue ink.

Particulars	As at March 31, 2023 (Audited)	As at March 31, 2022 (Audited)
I Assets		
(1) Non - current assets		
(a) Property, plant and equipments	52,514.92	57,722.01
(b) Right of use assets	948.71	1,383.49
(c) Capital work-in-progress	-	-
(d) Intangible Assets	75,607.94	89,053.66
(e) Financial assets		
(i) Investments	55.54	55.54
(ii) Trade receivables	6,82,355.05	5,18,437.32
(iii) Other financial assets	7,418.57	8,126.62
(f) Deferred tax asset	-	604.10
(g) Other non - current assets	1,21,955.30	1,00,257.55
Sub Total (Non-current assets)	9,40,856.03	7,75,640.29
(2) Current assets		
(a) Inventories	76,439.27	48,078.96
(b) Financial assets		
(i) Investments	31,095.50	42,317.85
(ii) Trade receivables	1,09,877.55	66,575.48
(iii) Cash and cash equivalents	41,521.47	52,126.89
(iv) Bank balances other than (iii) above	29,113.45	22,602.81
(v) Loans	-	26,987.00
(vi) Other financial assets	7,284.12	7,915.06
(c) Other current assets	27,024.91	22,068.23
Sub Total (Current assets)	3,22,356.27	2,88,672.28
(d) Assets classified as held for sale	-	175.00
	3,22,356.27	2,88,847.28
Total Assets	12,63,212.30	10,64,487.57
II Equity and liabilities		
(1) Equity		
(a) Equity share capital	5,130.78	5,130.78
(b) Other equity	4,23,373.55	3,57,678.48
Equity attributable to owners of the parent company	4,28,504.33	3,62,809.26
Non-controlling interest	-	(22.10)
Sub Total (Equity)	4,28,504.33	3,62,787.16
Liabilities		
(2) Non - current liabilities		
(a) Financial liabilities		
(i) Borrowings	5,55,926.21	4,33,659.27
(ii) Lease liabilities	689.40	1,048.33
(iii) Trade payables	-	11,973.33
(iv) Other financial liabilities	37,716.77	33,176.59
(b) Deffered Tax Liability	2,117.87	-
(c) Provisions	28,662.26	32,711.55
(d) Other non - current liabilities	19,205.30	17,608.08
Sub Total (Non-current Liabilities)	6,44,317.81	5,30,177.15
Current liabilities		
(3) Financial liabilities		
(i) Borrowings	71,206.75	44,224.45
(ii) Lease liabilities	328.34	362.10
(iii) Trade payables		
(a) Total outstanding dues of micro and small enterprises	12,960.67	4,388.59
(b) Total outstanding dues of creditors other than micro and small enterprises	55,861.62	47,038.70
(iv) Other financial liabilities	25,540.63	23,764.46
(b) Other current liabilities	18,064.85	49,657.65
(c) Provisions	6,427.31	2,087.31
Sub Total (Current Liabilities)	1,90,390.16	1,71,523.26
Total Equity & Liabilities	12,63,212.30	10,64,487.57



Yammy 2/18

PNC Infratech Limited

Registered Office: NBCC Plaza, Tower-II, 4th Floor, Pushp Vihar, Sector-5, New Delhi-110017

Email Contact : complianceofficer@pncinfratech.com

CIN: L45201DL1999PLC195937

Reporting on Segment wise Revenue, Results, Assets & Liabilities

(₹ In Lakhs)

Particulars	Quarter Ended			Year Ended	
	March 31, 2023	December 31, 2022	March 31, 2022	March 31, 2023	March 31, 2022
	Audited	Unaudited	Audited	Audited	Audited
Segment Revenue					
Road	1,68,263.12	1,29,279.40	1,72,061.94	5,82,512.86	6,02,858.82
Water	41,735.80	26,724.71	7,854.30	92,495.56	10,809.55
Toll/Annuity	20,486.43	24,323.97	42,685.79	1,20,599.86	1,07,135.19
Total	2,30,485.35	1,80,328.08	2,22,602.03	7,95,608.28	7,20,803.56
Less: Inter-Segment Revenue	-	-	-	-	-
Net Segment Revenue from Operations	2,30,485.35	1,80,328.08	2,22,602.03	7,95,608.28	7,20,803.56
Segment Results					
Road	16,616.87	11,619.57	17,518.07	62,642.32	60,020.55
Water	7,177.72	4,458.88	1,444.76	15,921.44	287.14
Toll/Annuity	11,581.97	13,955.16	20,941.10	56,107.39	53,935.17
Total	35,376.56	30,033.61	39,903.93	1,34,671.15	1,14,242.86
Less: Other Unallocable Expenditure	13,315.94	12,152.57	11,154.24	46,990.43	42,532.23
Add: Unallocable other Income	2,371.44	1,958.78	2,131.19	8,065.44	8,898.63
Profit before Tax and Non-controlling Interests	24,432.06	19,839.82	30,880.88	95,746.16	80,609.26
Segment Assets					
Road	2,23,496.49	2,57,309.65	2,84,593.54	2,23,496.49	2,84,593.54
Water	94,499.99	48,694.10	19,942.12	94,499.99	19,942.12
Toll/Annuity	9,45,215.81	8,69,412.38	7,59,951.92	9,45,215.81	7,59,951.92
Unallocable	-	-	-	-	-
Total	12,63,212.29	11,75,416.13	10,64,487.58	12,63,212.29	10,64,487.58
Segment Liabilities					
Road	1,18,436.67	98,399.52	1,29,103.07	1,18,436.67	1,29,103.07
Water	71,537.14	41,943.13	21,025.55	71,537.14	21,025.55
Toll/Annuity	6,44,734.16	6,22,576.42	5,51,571.79	6,44,734.16	5,51,571.79
Unallocable	-	-	-	-	-
Total	8,34,707.97	7,62,919.07	7,01,700.41	8,34,707.97	7,01,700.41



Notes on segment information :-

Business segments

Based on the "management approach" as defined in Ind AS 108 - Operating Segments, the Management evaluates the Company's performance and allocates resources based on analysis of various performance indicators by business segments. Accordingly, information has been presented along these business segments. The accounting principles used in the preparation of the financial statements are consistently applied to record revenue and expenditure in individual segments.



Particulars		Year Ended March 31, 2023 Audited	Year Ended March 31, 2022 Audited
(A) CASH FLOW FROM OPERATING ACTIVITIES:			
Net Profit before tax and exceptional items		95,746.16	80,794.26
Adjustments to reconcile Profit before tax to net cash flows:			
Depreciation and amortization expenses		25,331.11	39,019.50
Finance cost		46,990.43	42,532.23
Interest income		(2,250.11)	(2,297.55)
Loss/(Profit) on redemption of mutual funds (net)		(2,464.81)	(3,488.03)
Loss/(Profit) on sale of property, plant and equipments (net)		21.56	(33.70)
Loss/(Gain) on fair valuation of Investments (net)		(227.73)	318.95
Miscellaneous Expenses written off			
Loss/(Profit) on sale of Investments		(20.49)	-
Remeasurement of Defined Benefit Obligation			
Loss/ (Gain) on foreign exchange fluctuations (net)		1.43	(40.00)
Impairment allowance		-	13,949.51
Allowance for expected credit loss		1,320.45	698.77
Non-cash items		356.09	25.68
Other non-operating income		(3,114.47)	(3,398.29)
Operating Profit Before Working Capital Changes		1,61,689.62	1,68,081.33
Adjustments for changes in Working Capital :			
(Increase)/Decrease in inventories		(28,360.33)	(12,719.47)
(Increase)/Decrease in trade receivables		(2,08,540.24)	(1,44,599.62)
(Increase)/Decrease in other assets		(26,479.42)	(33,292.63)
(Increase)/Decrease in other financial assets		1,339.00	1,980.40
Increase/(Decrease) in trade payables		5,421.68	(51,493.42)
Increase/(Decrease) in other liabilities and provisions		(36,841.37)	41,248.45
Increase/(Decrease) in other financial liabilities		6,402.04	4,006.63
Cash Generated From Operating activities		(1,25,369.02)	(26,788.33)
Direct taxes paid		(20,044.07)	(22,884.42)
Cash Generated from operating activities		(1,45,413.09)	(49,672.75)
Exceptional items		-	(185.00)
Cash Generated from operating activities after exceptional Items		(1,45,413.09)	(49,857.75)
Net cash Generated from Operating Activities		(1,45,413.09)	(49,857.75)
(B) CASH FLOW FROM INVESTING ACTIVITIES:			
Purchase of property, plant & equipments (including capital work in progress)		(6,326.74)	(8,101.19)
Proceeds from property, plant & equipments		715.19	2,086.55
Proceeds from Sale of investments		3,86,761.71	76,716.49
Purchase of Investments		(3,72,681.15)	(62,070.20)
Bank balances not considered as cash & cash equivalents		(6,510.63)	(12,839.42)
Other non-operating income		3,114.47	3,398.29
Loans (given)/realised		26,987.00	984.56
Interest income		2,250.11	2,297.55
Net cash Generated used in Investing Activities		34,309.96	2,472.64
(C) CASH FLOWS FROM FINANCING ACTIVITIES			
Proceeds from long term borrowings		1,90,925.57	1,02,376.31
Repayment of long term borrowings		(62,082.12)	(43,341.00)
Proceeds from Working Capital Borrowings from Banks (Net)		20,405.79	-
Finance cost paid		(46,990.43)	(42,532.23)
Lease payment including interest		(478.39)	(397.06)
Dividend paid		(1,282.70)	(1,282.70)
Dividend Distribution Tax paid			-
Net Cash Generated from Financing Activities		1,00,497.72	14,823.33
Net Increase/(Decrease) in Cash & Cash Equivalents		(10,605.42)	(32,561.78)
Cash & Cash Equivalents at the beginning of the year		52,126.89	84,688.67
Cash and Cash Equivalents at the end of the year		41,521.47	52,126.89



Handwritten signature and date: 2/10/23

Notes:

1. The above consolidated results have been reviewed by the Audit Committee, were approved by the Board of Directors at its meeting held on May 26, 2023.
2. The results for the quarter and year ended March 31, 2023 are in compliance with Indian Accounting Standards (Ind-AS) notified by the Ministry of Corporate Affairs, read with SEBI Circular No CIR /CFD/ CMD1/44/2019 dated March 29, 2019 as amended and in terms of amendment made in SEBI (Listing Obligation and Disclosure Requirement) Regulations, 2015. These results have been subjected to audit by the statutory auditors of the Company.
3. Contract Revenue for quarter ended on March 31, 2023 includes ₹ Nil Lakhs (P.Y ₹ 8,268.48 Lakhs) whereas Contract Revenue for year ended on March 31, 2023 includes ₹ 3,701.52 Lakhs (P.Y. ₹ 8,268.48 Lakhs) as bonus received for early completion of the project.
4. During the quarter ended March 31, 2023, the Company has received five projects out of which four projects are based on Hybrid Annuity Mode (HAM), for which Special Purpose Vehicles have been incorporated in the current F.Y. 2023-24.
5. The Board of Directors have recommended a dividend @ 25 % i.e. ₹ 0.50 /- (Fifty Paise) per equity share of ₹ 2/- each for the financial year 2022-23 subject to approval of members in the ensuing Annual General Meeting.
6. Figures for the quarter ended March 31, 2023 are balancing figure between annual audited figures for year ended March 31, 2023 and nine months limited review figures published up to December 31, 2022 as per SRE 2410.
7. The Code on Social Security, 2020 ('Code') has been notified in the Official Gazette in September 2020 which could impact the contribution by the Company towards certain employment. The effective date from which the changes and rules would become applicable is yet to be notified. Impact of the changes will be assessed and accounted in the relevant period of notification of relevant provisions.
8. The group has disclosed business segment as primary segment. Segments have been identified taking into account the nature of work/services, risk, return and organisational structure. The Chief operating decision maker (CODM) identifies three segments as reportable segment i.e. Road EPC, Water EPC and BOT (Toll and Annuity).
9. The Company on 28.02.2023 had entered into Share Purchase Agreement and other related transaction documents inter alia, with BF Infrastructure Limited ("BFIL"), for divestment of the Company's entire stake of 51% in Ferrovía Transrail Solutions Private Limited ("FTSPL"), (a "subsidiary" of the Company) to BFIL. This transaction was subject to applicable regulatory and other approvals and certain conditions, more specifically laid down in the Share Purchase Agreement. The said transaction has successfully been consummated and closed as contemplated under the Share Purchase Agreement on 02.03.2023 against the total consideration of ₹ 21.00 Lakhs and impact has been accounted for in the financial statement in quarter ended March, 31 2023.



10. Figures for the previous periods have been regrouped / rearranged, wherever necessary.

11. The aforesaid audited consolidated financial results will be uploaded on the Company's website www.pncinfratech.com and will also be available on the website of BSE Limited www.bseindia.com and the National Stock Exchange of India Limited www.nseindia.com for the benefit of the shareholders and investors.

Place: Agra
Date: May 26, 2023



For PNC Infratech Limited

Chakresh Kumar Jain
Managing Director
(DIN: 00086768)




PNC Infratech Limited

An ISO 9001 : 2015 Certified Company

Date: 26.05.2023

To,
The Manager
Department of Corporate Services
BSE Limited
Floor 25, P.J. Towers,
Dalal Street, Mumbai-400 001
Scrip code:539150

To,
The Manager
Listing Department
National Stock Exchange of India Limited
Exchange Plaza, Bandra Kurla Complex,
Bandra (East), Mumbai-400 051
NSE Symbol: PNCINFRA

Dear Sir,

Declaration pursuant to Regulation 33(3)(d) of SEBI (Listing Obligations & Disclosure Requirements) Regulations, 2015.

Pursuant to Regulation 33(3)(d) of the SEBI (Listing Obligations & Disclosure Requirements) Regulations, 2015 and SEBI Circular No. **CIR/CFD/CMD/56/2016** dated **May 27, 2016**, We hereby declare that the Statutory Auditor of the Company, M/s. NSBP & Company (Firm Registration No. 001075N) have issued audit report with unmodified Opinion on Audited Financial Results (Standalone and Consolidated) of the Company for the year ended 31st March, 2023.

You are requested to take the above on your records.

Thanking you,

For PNC Infratech Limited


Bhupinder Kumar Sawhney
(Chief Financial Officer)



Corporate Office : PNC Tower,
3/22-D, Civil Lines, Bypass Road,
NH-2, Agra-282002

Tel. : 91-562-4054400 (30 Lines)
91-562-4070000 (30 Lines)

Fax : 91-562-4070011

Email : ho@pncinfratech.com

Regd. Office : NBCC Plaza, Tower II,
4th Floor, Pushp Vihar, Sector-V, Saket
New Delhi--110017 (India)

Tel. : 91-11-29574800 (10 Lines)
91-11-29566511, 64724122

Fax : +91-11-29563844

Email : delhioffice@pncinfratech.com
Web. : www.pncinfratech.com
CIN : L45201DL1999PLC195937