

October 16, 2025

To,
Department of Corporate Services
BSE Limited
Floor 25, Phiroze Jeejeebhoy Tower,
Dalal Street,
Mumbai – 400 001

To,
Corporate Relation Department
National Stock Exchange of India Limited
Exchange Plaza, 5th Floor, Plot No. C/1,
G- Block, Bandra Kurla Complex,
Bandra (East), Mumbai- 400 051

Re. : **Scrip Code : 523648**

Re. : **Stock Code : PLASTIBLEN**

Sub. : **Outcome of Board Meeting**

Dear Sir/Madam,

Pursuant to Regulation 33 of Securities and Exchange Board of India (Listing Obligations and Disclosure Requirements) Regulations, 2015, the Board of Directors of the Company in its meeting held today i.e. Thursday, October 16, 2025 has inter-alia considered, noted and approved, Un-audited Financial Results for the quarter and half year ended September 30, 2025. Copy of the Unaudited Financial Results, Limited review report and press release are enclosed.

The Board Meeting started at 03:00 p.m. and concluded at 4:45 p.m. These results are also being made available on the website of the Company at www.plastiblends.com

This is for your information and records.

Thanking you,

Yours truly,
For **Plastiblends India Limited**

Himanshu Mhatre
Company Secretary

Encl. : as above

HEAD OFFICE

Plastiblends India Limited, Fortune Terraces, A-Wing, 10th Floor, Opp. Citi Mall, New Link Road, Andheri (West), Mumbai - 400 053, India.
Tel.: +91-22-67205200 Fax: +91-22-2673 6808 pbi@kolsitegroup.com | www.plastiblends.com CIN:- L25200MH1991PLC059943

Daman
Daman Industrial Estate,
Kadaiya Village, Daman - 396 210 (U.T.)

Palsana
Block No. 18-A, 15, Makhinga,
Palsana, Surat, Gujarat - 394 315

Roorkee
Khasara No. 216, Village Raipur,
Pargana : Bhagwanpur, Tehsil : Roorkee,
Dist. Haridwar, Uttarakhand - 247 661

Statement of Unaudited Financial Results for the Quarter and Half Year Ended 30th September 2025							Rs. In Lakhs except EPS
SN	Particulars	Three Months Ended			Six Months Ended		Year Ended
		30-Sep-25	30-Jun-25	30-Sep-24	30-Sep-25	30-Sep-24	31-Mar-25
		(UnAudited)	(UnAudited)	(UnAudited)	(UnAudited)	(UnAudited)	(Audited)
I	Revenue from Operations	19,260.69	19,962.83	18,534.56	39,223.53	39,692.25	78,045.35
II	Other Income	350.78	252.12	263.17	602.90	504.39	943.33
III	TOTAL INCOME (I +II)	19,611.47	20,214.95	18,797.73	39,826.43	40,196.64	78,988.68
IV	EXPENSES						
	Cost of Material Consumed	15,710.98	14,562.30	14,506.16	30,273.29	30,224.67	57,435.83
	Purchase of Stock in trade	367.29	275.25	115.22	642.55	161.66	754.62
	Changes in Inventories of finished goods, Stock in Trade and work in Progress	(1,607.08)	241.45	(660.50)	(1,365.63)	(646.42)	(9.11)
	Employee Benefit Expenses	1,048.33	1,108.86	1,039.49	2,157.18	2,085.33	4,228.20
	Finance Costs	55.23	27.35	30.88	82.58	68.61	126.50
	Depreciation and Amortisation Expense	381.12	383.77	381.01	764.89	754.89	1,522.35
	Other Expenses	2,654.87	2,426.76	2,556.88	5,081.63	5,258.34	10,438.28
	TOTAL EXPENSES (IV)	18,610.74	19,025.74	17,969.14	37,636.49	37,907.10	74,496.67
V	Profit before Exceptional Items and Tax (III)-(IV)	1,000.73	1,189.21	828.59	2,189.94	2,289.54	4,492.01
VI	Exceptional Items	-	-	-	-	-	-
VII	Profit before Tax Expenses (V - VI)	1,000.73	1,189.21	828.59	2,189.94	2,289.54	4,492.01
VIII	Tax Expenses						
	Current Tax	273.75	313.54	211.65	587.29	607.45	1,223.22
	Deferred Tax	(16.60)	(16.67)	(13.93)	(33.27)	(33.64)	(75.45)
	Income tax adjustment for earlier years	-	-	-	-	-	-
IX	Net Profit for the period (VII - VIII)	743.58	892.34	630.87	1,635.92	1,715.73	3,344.24
X	Other Comprehensive Income						
	A (i) Items that will not be reclassified to profit & Loss	(203.11)	(13.24)	223.22	(216.35)	1,218.55	(31.05)
	(ii) Income Tax Relating to Items that will not be reclassified to profit & Loss	15.28	1.51	(45.90)	16.80	(159.77)	5.49
	B (i) Items that will be reclassified to profit & Loss	-	-	-	-	-	-
	(ii) Income tax relating to Items that will be reclassified to profit or loss	-	-	-	-	-	-
	Other Comprehensive Income for the period	(187.83)	(11.73)	177.32	(199.55)	1,058.78	(25.56)
	Total Comprehensive Income for the period (IX + X)	555.75	880.61	808.19	1,436.37	2,774.51	3,318.68




HEAD OFFICE

Plastiblends India Limited. Fortune Terraces, A-Wing, 10th Floor, Opp. Citi Mall, New Link Road, Andheri (West), Mumbai 400 053, India
Tel.: +91-22-67205200 **Fax:** +91-22-2573 6808 **pbl@kolsitegroup.com | www.plastiblends.com CIN-125200MH1991PLC059943**

Daman
Daman Industrial Estate,
Kadaiya Village, Daman-396 210 (U.T.)

Palsana
Block No. 18-A, 15, Makhinga,
Palsana, Surat, Gujarat-394 315

Roorkee
Khasara No. 216, Village Raipur,
Pargana : Bhagwanpur, Tehsil : Roorkee,
Dist, Haridwar, Uttarakhand-247 661

Statement of Unaudited Financial Results for the Quarter and Half Year Ended 30th September 2025						Rs. In Lakhs except EPS		
SN	Particulars	Three Months Ended			Six Months Ended		Year Ended	
		30-Sep-25	30-Jun-25	30-Sep-24	30-Sep-25	30-Sep-24	31-Mar-25	
		(UnAudited)	(UnAudited)	(UnAudited)	(UnAudited)	(UnAudited)	(Audited)	
	Paid up Equity Share Capital (Face Value of Rs. 5 each)	1,299.46	1,299.46	1,299.46	1,299.46	1,299.46	1,299.46	
	Other Equity						41,455.69	
	Earnings Per Equity Share (Face Value Rs. 5 each) (Not Annualised)							
	Basic	2.86	3.43	2.43	6.29	6.60	12.87	
	Diluted	2.86	3.43	2.43	6.29	6.60	12.87	
1	The above results were reviewed and recommended by the Audit Committee and approved by the Board of Directors at their meeting held on 16th October 2025.							
2	The above Financial results have been prepared in accordance with Indian Accounting Standards as prescribed under section 133 of Companies Act, 2013 as amended, read with relevant rules issued thereunder and other accounting principles generally accepted in India.							
3	The Company does not have any Subsidiaries, Associates, Joint Venture Companies as on 30th September 2025. Thus, Consolidated Financial Statements are not applicable.							
4	The Company is operating only in one segment, namely - Masterbatches.							
5	Previous Year / Quarter figures have been regrouped and rearranged wherever necessary to make them comparable.							
	Place : Mumbai Date : 16th October 2025						For and on behalf of the Board of Plastiblends India Limited  Satyanarayan G. Kabra Chairman & Managing Director	


HEAD OFFICE

Plastiblends India Limited. Fortune Terraces, A-Wing, 10th Floor, Opp. Citi Mall, New Link Road, Andheri (West), Mumbai 400 053, India
Tel.: +91-22-67205200 Fax: +91-22-2573 6808 pbi@kolsitegroup.com | www.plastiblends.com CIN-125200MH1991PLC059943

Daman
Daman Industrial Estate,
Kadaiya Village, Daman-396 210 (U.T.)

Palsana
Block No. 18-A, 15, Makhinga,
Palsana, Surat, Gujarat-394 315

Roorkee
Khasara No. 216, Village Raipur,
Pargana : Bhagwanpur, Tehsil : Roorkee,
Dist, Haridwar, Uttarakhand-247 661

Statement of Assets and Liabilities as at September 30, 2025
(Rs. in Lakhs)

Particulars	As at 30th Sep 25 (UnAudited)	As at 31st Mar 25 (Audited)
ASSETS		
Non-Current assets		
Property Plant and Equipment (includes leased assets)	16,527.22	16,839.97
Capital Work-in-Progress	1,825.55	252.76
Investment Properties	194.25	196.14
Intangible Assets	5.12	5.85
Intangible Assets Under Development	3.60	3.60
Financial Assets		
Investments	2,141.65	2,415.93
Loans	18.02	8.70
Other Assets	389.43	389.90
Total Non - Current Assets	21,104.84	20,112.85
Current Assets		
Inventories	14,304.14	13,922.60
Financial Assets		
Investments	3,039.59	3,228.16
Trade receivables	11,732.59	11,128.92
Cash and cash equivalents	69.95	461.10
Bank Balances other than Cash and Cash Equivalents	108.92	93.84
Loans	62.42	54.59
Other Assets	126.96	388.87
Other current assets	2,057.96	1,289.55
Assets held for sale	-	7.84
Total Current Assets	31,502.53	30,575.47
Total Assets	52,607.37	50,688.32
EQUITY AND LIABILITIES		
EQUITY		
Equity Share capital	1,299.46	1,299.46
Other Equity	42,242.33	41,455.69
Total Equity	43,541.79	42,755.15
LIABILITIES		
Non-Current Liabilities		
Financial Liabilities		
Lease Liabilities	106.97	231.35
Other Liabilities	1,079.24	992.51
Provisions	385.08	404.75
Deferred tax liabilities (Net)	1,155.71	1,205.78
Other Non Current Liabilities	19.10	21.23
Total Non Current Liabilities	2,746.10	2,855.62


HEAD OFFICE

Plastiblends India Limited. Fortune Terraces, A-Wing, 10th Floor, Opp. Citi Mall, New Link Road, Andheri (West), Mumbai 400 053, India
Tel.: +91-22-67205200 Fax: +91-22-2573 6808 pbi@kalsitegroup.com | www.plastiblends.com CIN-125200MH1991PLC059943

Daman
Daman Industrial Estate,
Kadaiya Village, Daman-396 210 (U.T.)

Palsana
Block No. 18-A, 15, Makhinga,
Palsana, Surat, Gujarat-394 315

Roorkee
Khasara No. 216, Village Raipur,
Pargana : Bhagwanpur, Tehsil : Roorkee,
Dist, Haridwar, Uttarakhand-247 661

Statement of Assets and Liabilities as at September 30, 2025
(Rs. in Lakhs)

Particulars	As at 30th Sep 25 (UnAudited)	As at 31st Mar 25 (Audited)
Current Liabilities		
Financial Liabilities		
Borrowings	1,997.72	-
Lease Liabilities	246.21	247.45
Trade payables	-	-
Total outstanding dues of micro and small enterprises	136.57	101.14
Total outstanding dues of creditors other than micro and small enterprises	1,411.21	2,666.68
Other Liabilities	2,161.78	1,708.19
Other Current Liabilities	182.00	213.32
Provisions	93.39	72.17
Current Tax Liabilities (Net)	90.60	68.59
Total Current Liabilities	6,319.48	5,077.55
Total Equity and Liabilities	52,607.37	50,688.32

Previous Year figures have been regrouped and rearranged wherever necessary to make them comparable.

Place : Mumbai
Date : 16th October 2025

For and on behalf of the Board of
Plastiblends India Limited


Satyanarayan G. Kabra
Chairman & Managing Director


HEAD OFFICE

Plastiblends India Limited. Fortune Terraces, A-Wing, 10th Floor, Opp. Citi Mall, New Link Road, Andheri (West), Mumbai 400 053, India
Tel.: +91-22-67205200 Fax: +91-22-2573 6808 pbl@kolsitegroup.com | www.plastiblends.com CIN-125200MH1991PLC059943

Daman
Daman Industrial Estate,
Kadaiya Village, Daman-396 210 (U.T.)

Palsana
Block No. 18-A, 15, Makhinga,
Palsana, Surat, Gujarat-394 315

Roorkee
Khasara No. 216, Village Raipur,
Pargana : Bhagwanpur, Tehsil : Roorkee,
Dist, Haridwar, Uttarakhand-247 661

Cash Flow Statement for Half Year ended 30th September 2025:

Rs. in Lakhs

Particulars	For the Half	For the Year
	Year ended Sep 30, 2025	ended Mar 31, 2025
	UnAudited	Audited
A. Cash flow from operating activities		
Net Profit / (Loss) before extraordinary items and tax	2,189.94	4,492.00
<i>Adjustments for:</i>		
Depreciation and amortisation	764.89	1,522.34
Unrealized Exchange rate (gain)/loss (Net)	(75.06)	(23.87)
Interest income	(10.61)	(18.69)
Interest income / expenses on deferred lease and deposits (Net)	(2.81)	(5.42)
Rent received	(28.39)	(56.26)
Provision for doubtful trade and other receivables	22.26	70.08
Other provisions written back	(2.86)	(21.60)
(Gain) / Loss on Sale of Property, Plant & Equipment (Net)	(30.94)	3.75
Finance cost	67.80	85.51
Finance cost on Right of Use assets	14.78	40.99
Loss / (Gain) on sale of investment	(145.84)	(259.17)
Dividend Income	(20.68)	(28.96)
Provision for inventories written down	(20.75)	(2.92)
(Gain)/Loss on Fair Valuation of Investments (Net)	17.08	24.62
Sundry Balances Written Off	(0.07)	1.70
Derecognition of ROU assets	1.76	-
Rent paid against ROU assets	(138.50)	(245.30)
	412.05	1,086.81
Operating profit / (loss) before working capital changes	2,601.99	5,578.81
<i>Changes in working capital:</i>		
(Increase) / Decrease in inventories	(360.79)	(1,350.13)
(Increase) / Decrease in trade receivables	(542.56)	(2,396.36)
(Increase) / Decrease in current loans	(7.83)	(1.96)
(Increase) / Decrease in other current financial asset	261.91	59.72
(Increase) / Decrease in other current assets	(768.41)	(382.82)
(Increase) / Decrease in non-current loans	(9.32)	0.28
(Increase) / Decrease in other non-current financial assets	0.47	(13.00)
Increase / (Decrease) in trade payables	(1,227.08)	524.08
Increase / (Decrease) in other current financial liabilities	438.04	236.88
Increase / (Decrease) in other current liabilities	(31.31)	(245.78)
Increase / (Decrease) in other non-current financial liabilities	86.73	47.66
Increase / (Decrease) in short-term provision	21.22	(104.67)
Increase / (Decrease) in lease liability	0.92	5.26
Increase / (Decrease) in long-term provision	38.25	143.25
Cash generated from operations	(2,099.77)	(3,477.58)
Net income tax (paid) / refunds	(565.29)	(1,215.14)
Net cash flow from / (used in) operating activities	(63.06)	886.09


HEAD OFFICE
Plastiblends India Limited. Fortune Terraces, A-Wing, 10th Floor, Opp. Citi Mall, New Link Road, Andheri (West), Mumbai 400 053, India
Tel.: +91-22-67205200 Fax: +91-22-2573 6808 pbi@kolsitegroup.com | www.plastiblends.com CIN-125200MH1991PLC059943

Daman

Daman Industrial Estate,
Kadaiya Village, Daman-396 210 (U.T.)

Palsana


Block No. 18-A, 15, Makhinga,
Palsana, Surat, Gujarat-394 315

Roorkee

Khasara No. 216, Village Raipur,
Pargana : Bhagwanpur, Tehsil : Roorkee,
Dist, Haridwar, Uttarakhand-247 661

Cash Flow Statement for Half Year ended 30th September 2025:

Rs. in Lakhs

Particulars	For the Half	For the Year
	Year ended Sep 30, 2025	ended Mar 31, 2025
	UnAudited	Audited
B. Cash flow from investing activities		
Capital expenditure on Property, Plant & equipment & Intangible Assets	(2,024.82)	(1,139.66)
Sale proceeds of Property, Plant & Equipment sold	39.54	19.68
Gain / (Loss) on sale of investments	145.84	259.17
Increase in current investments (Net)	171.48	1,382.31
Interest received	10.61	18.69
Rent received	28.39	56.26
Dividend Received	20.68	28.96
Net cash flow from / (used in) investing activities	(1,608.28)	625.41
C. Cash flow from financing activities		
Finance costs	(67.80)	(85.51)
Increase / Decrease in long term borrowings	(0.00)	(0.00)
Dividends including dividend distribution tax	(649.73)	(1,104.54)
Net cash flow from / (used in) financing activities	(717.53)	(1,190.05)
Net increase / (decrease) in Cash and cash equivalents	(2,388.87)	321.45
Cash and cash equivalents at the beginning of the period	461.10	139.65
Cash and cash equivalents at the end of the period	(1,927.77)	461.10
Note A: Reconciliation of cash and cash equivalents as per the Statement of cash flows:		
Components of cash and cash equivalents		
Cash on hand	0.72	0.82
Balances with banks in current accounts	69.23	458.75
Cheque in hand	-	1.53
Bank Overdrafts	(1,997.72)	-
Balance as per Statement of Cash Flows	(1,927.77)	461.10
Note B: The above Statement of Cash Flows has been prepared under the 'Indirect Method' as set out in Ind AS 7, 'Statement of Cash Flows'.		
Note C: Previous Year figures have been regrouped and rearranged wherever necessary to make them comparable.		
Place : Mumbai		
Date : 16th October 2025		
		For and on behalf of the Board of Plastiblends India Limited
		
		Satyanarayan G. Kabra Chairman & Managing Director


HEAD OFFICE
Plastiblends India Limited. Fortune Terraces, A-Wing, 10th Floor, Opp. Citi Mall, New Link Road, Andheri (West), Mumbai 400 053, India
Tel.: +91-22-67205200 Fax: +91-22-2573 6808 pbi@kolsitagroup.com | www.plastiblends.com CIN-125200MH1991PLC059943

Daman
Daman Industrial Estate,
Kadaiya Village, Daman-396 210 (U.T.)

Palsana
Block No. 18-A, 15, Makhinga,
Palsana, Surat, Gujarat-394 315

Roorkee
Khasara No. 216, Village Raipur,
Pargana : Bhagwanpur, Tehsil : Roorkee,
Dist, Haridwar, Uttarakhand-247 661

Independent Auditor's Review Report on Unaudited Financial Results of Company for the Quarter and Half year ended September 30,2025 Pursuant to the Regulation 33 of the SEBI (Listing Obligations and Disclosure Requirements) Regulations, 2015, as amended

**Review Report To
The Board of Directors
Plastiblends India Limited**

1. We have reviewed the accompanying statement of unaudited financial results of **Plastiblends India Limited** (the "Company") for the quarter ended September 30, 2025 and year to date for the period from April 01, 2025 to September 30, 2025 ("the Statement"), being submitted by the Company pursuant to the requirements of Regulation 33 of the SEBI (Listing Obligations and Disclosure Requirements) Regulations, 2015, as amended (the "Listing Regulations").
2. This statement which is the responsibility of the Company's Management and has been approved by the Board of Directors, has been prepared in accordance with the recognition and measurement principles laid down in Indian Accounting Standard 34 "Interim Financial Reporting" (Ind AS 34), prescribed under Section 133 of the Companies Act, 2013 ("the Act") as amended, read with relevant rules issued thereunder and other accounting principles generally accepted in India. Our responsibility is to express conclusion on the statements based on our review.
3. We conducted our review of the Statement in accordance with the Standard on Review Engagements (SRE) 2410 "Review of Interim Financial Information Performed by the Independent Auditor of the Entity", issued by the Institute of Chartered Accountants of India. A review of interim financial information consists of making inquiries, primarily of persons responsible for financial and accounting matters, and applying analytical and other



review procedures. A review is substantially less in scope than an audit conducted in accordance with Standards on Auditing and consequently does not enable us to obtain assurance that we would become aware of all significant matters that might be identified in an audit. Accordingly, we do not express an audit opinion

4. Based on our review conducted as above, nothing has come to our attention that causes us to believe that the accompanying Statement, prepared in accordance with the recognition and measurement principles laid down in the aforesaid Indian Accounting Standards ('Ind AS') specified under Section 133 of the Companies Act, 2013 as amended, read with relevant rules issued thereunder and other accounting principles generally accepted in India, has not disclosed the information required to be disclosed in terms of the Listing Regulations, including the manner in which it is to be disclosed, or that it contains any material misstatement.

For Kirtane & Pandit LLP

Chartered Accountants

Firm Registration No.105215W/W100057



Parag Pansare

Partner

Membership No.: 117309

UDIN: 25117309BMJDZ08724



Place: Mumbai

Date: October 16th, 2025

Press Release

Mumbai, India: October 16, 2025

Plastiblends India Ltd (BSE code: 523648, NSE: PLASTIBLEN), India's premier Masterbatch Manufacturing Company, announced its Financial Results for the second quarter on October 16, 2025.

HIGHLIGHTS OF QUARTERLY/HALF-YEARLY PERFORMANCE

- The financial performance highlights for the quarter/half-year ended 30th Sep, 2025 are as given below :-

(Rs. in Lakhs)

Particulars	Quarterly					Half Year		
	Q2 FY 2526	Q1 FY 2526	% Q-o-Q	Q2 FY 2425	% Y-o-Y	FY 2526	FY 2425	% Y-o-Y
Revenue from Operations	19,261	19,963	-3.52%	18,535	3.92%	39,224	39,692	-1.18%
EBITDA	1,437	1,600	-10.20%	1,240	15.85%	3,037	3,113	-2.43%
PBT	1,001	1,189	-15.85%	829	20.77%	2,190	2,290	-4.35%
PAT	744	892	-16.67%	631	17.87%	1,636	1,716	-4.65%
EBITDA Margin %	7.46%	8.02%	-56 bps	6.69%	↑ 77 bps	7.74%	7.84%	-10 bps
PBT Margin %	5.20%	5.96%	-76 bps	4.47%	↑ 73 bps	5.58%	5.77%	-19 bps
PAT Margin %	3.86%	4.47%	-61 bps	3.40%	-46 bps	4.17%	4.32%	-15 bps

QUARTERLY/HALF YEARLY FINANCIAL HIGHLIGHTS

- Revenue from operations grew by 4 % to Rs. 19,261 Lakhs from Rs. 18,535 Lakhs on Y-O-Y basis.
- EBIDTA margin grew by 77 bps to 7.46 % from 6.69 % on Y-O-Y basis.
- PBT margin grew by 73 bps to 5.20 % from 4.47 % on Y-O-Y basis.

MAJOR HIGHLIGHTS

- Slowdown/Stagnation in Packaging/Consumer Goods/ Piping /Irrigation Industries.
- Demand softened in various industries ahead of new GST tax rates. Domestic demand is expected to get boost with GST cut.
- Inventory carrying losses due to unprecedented swing in few of the raw material prices.
- Rise in energy cost / wages cost/other cost. Due to competitive pricing pressure, unable to pass on entire increase in cost.

HEAD OFFICE

Plastiblends India Limited, Fortune Terraces, A-Wing, 10th Floor, Opp. Citi Mall, New Link Road, Andheri (West), Mumbai - 400 053, India.
Tel.: +91-22-67205200 Fax: +91-22-2673 6808 pbi@kolsitegroup.com | www.plastiblends.com CIN:- L25200MH1991PLC059943

Daman
Daman Industrial Estate,
Kadaiya Village, Daman - 396 210 (U.T.)

Palsana
Block No. 18-A, 15, Makhinga,
Palsana, Surat, Gujarat - 394 315

Roorkee
Khasara No. 216, Village Raipur,
Pargana : Bhagwanpur, Tehsil : Roorkee,
Dist. Haridwar, Uttarakhand - 247 661

- Uncertainty over trade and policy.
Many of our customers got hugely impacted by rapid changes in trade policies/imposing of additional tariff.

Commenting on the performance, Shri S. N. Kabra, Chairman & Managing Director said,

“Company continues to enjoy Market & Brand leadership.”

“Strategic initiatives undertaken in terms of concentrating on better product mix will improve margin significantly going forward.”

“We expect revenue growth to revive in ensuing quarter.”

“Our prudent financial management ensures we remain well-positioned to achieve our goals and deliver value to our stakeholders.”

“Looking ahead, Company remains optimistic about future growth opportunities and is committed to further enhancing its operational efficiency and expanding its market presence.”

“Company is dedicated to creating long-term value for its stakeholders and remains confident in its ability to navigate external challenges while driving sustainable growth.”

About Plastiblends India Limited

Plastiblends India Limited is into manufacturing of Masterbatches.

Masterbatches find applications in various plastic processing industries such as Flexible Packaging (FMCG, Package and Fast Food, etc.), Consumer Durable (Electronic Appliances, Furniture, Toys, Luggage, House ware etc.) Health Care, Agriculture, Irrigation, Piping, Textiles, Telecom, Infrastructure etc.

Plastiblends has wide range of Masterbatches like White/Black/Colour/Additive Filler.

Plastiblends is the Largest Player in Masterbatch Segment enjoying the market/brand leader status since inception.

HEAD OFFICE

Plastiblends India Limited, Fortune Terraces, A-Wing, 10th Floor, Opp. Citi Mall, New Link Road, Andheri (West), Mumbai - 400 053, India.
Tel.: +91-22-67205200 Fax: +91-22-2673 6808 pbi@kolsitegroup.com | www.plastiblends.com CIN:- L25200MH1991PLC059943

Daman

Daman Industrial Estate,
Kadaiya Village, Daman - 396 210 (U.T.)

Palsana

Block No. 18-A, 15, Makhinga,
Palsana, Surat, Gujarat - 394 315

Roorkee

Khasara No. 216, Village Raipur,
Pargana : Bhagwanpur, Tehsil : Roorkee,
Dist. Haridwar, Uttarakhand - 247 661

Plastiblends has world class manufacturing facilities at-Daman (UT), Roorkee (Uttarkhand), Palsana (Surat - Gujarat).

For more log on to www.plastiblends.com

For More Information Contact :	
- Anand Mundra Chief Financial officer	Call :- 022-67205200
- Himanshu Mhatre Company Secretary	

Safe Harbor Statement

Statements in this presentation describing the Company's performance may be "forward looking statements" within the meaning of applicable securities laws and regulations. Actual results may differ materially from those directly or indirectly expressed, inferred or implied. Important factors that could make a difference to the Company's operation include, among others, economic conditions affecting demand/supply and price conditions in the domestic and overseas markets in which the Company operates, changes in or due to the environment, Government regulations, laws, statutes, judicial pronouncements and/or other incidental factors.

HEAD OFFICE

Plastiblends India Limited, Fortune Terraces, A-Wing, 10th Floor, Opp. Citi Mall, New Link Road, Andheri (West), Mumbai - 400 053, India.
Tel.: +91-22-67205200 Fax: +91-22-2673 6808 pbi@kolsitegroup.com | www.plastiblends.com CIN:- L25200MH1991PLC059943

Daman

Daman Industrial Estate,
Kadaiya Village, Daman - 396 210 (U.T.)

Palsana

Block No. 18-A, 15, Makhinga,
Palsana, Surat, Gujarat - 394 315

Roorkee

Khasara No. 216, Village Raipur,
Pargana : Bhagwanpur, Tehsil : Roorkee,
Dist. Haridwar, Uttarakhand - 247 661