

PGIL/SE/2025-26/29

Date: July 22, 2025

THE GENERAL MANAGER,  
DEPARTMENT OF CORPORATE SERVICES -  
CRD  
BSE LIMITED  
1<sup>ST</sup> FLOOR, NEW TRADING RING  
ROTUNDA BUILDING, P. J. TOWERS  
DALAL STREET, FORT,  
MUMBAI – 400 001

THE GENERAL MANAGER,  
LISTING DEPARTMENT  
NATIONAL STOCK EXCHANGE OF INDIA LTD.  
“EXCHANGE PLAZA”, PLOT NO. C- 1,  
G- BLOCK, BANDRA - KURLA COMPLEX,  
BANDRA ( E ),  
MUMBAI - 400 051

**Reg: Scrip Code: BSE-532808;**

**NSE - PGIL**

**Subject: Corporate Presentation- July 2025**

Dear Sir/Madam,

Pursuant to Regulation 30 of the SEBI (Listing Obligations and Disclosure Requirements) Regulations, 2015, please find enclosed herewith the Corporate Presentation - July 2025.

You are requested to kindly take the same on your records.

Thanking you,

Yours faithfully,  
for **Pearl Global Industries Limited**

**(Shilpa Saraf)**  
**Company Secretary and Compliance Officer**  
**ICSI M. No.: ACS-23564**

**Enclosed: as above**

**Pearl Global Industries Limited**

Corp. Office: Pearl Tower, Plot No. 51, Sector-32, Gurugram – 122001, Haryana (India)

T: +91-124-4651000 | E: info@pearlglobal.com

CIN: L74899DL1989PLC036849

Regd. Office: C-17/1, Paschimi Marg, Vasant Vihar, New Delhi - 110057

# Diversifying Horizons. Strengthening Foundations.

**PEARL GLOBAL**

Exceeding Expectations...Always



**Pearl Global Industries Limited**

**Corporate Presentation**

**July 2025**

This presentation has been prepared by and is the sole responsibility of **Pearl Global Industries Limited** (the “Company”). By accessing this presentation, you are agreeing to be bound by the trailing restrictions.

This presentation does not constitute or form part of any offer or invitation or inducement to sell or issue, or any solicitation of any offer or recommendation to purchase or subscribe for, any securities of the Company, nor shall it or any part of it or the fact of its distribution form the basis of, or be relied on in connection with, any contract or commitment thereof. In particular, this presentation is not intended to be a prospectus or offer document under the applicable laws of any jurisdiction, including India. No representation or warranty, express or implied, is made as to, and no reliance should be placed on, the fairness, accuracy, completeness or correctness of the information or opinions contained in this presentation. Such information and opinions are in all events not current after the date of this presentation. There is no obligation to update, modify or amend this communication or to otherwise notify the recipient if the information, opinion, projection, forecast or estimate set forth herein, changes or subsequently becomes inaccurate.

Certain statements contained in this presentation that are not statements of historical fact constitute “forward-looking statements.” You can generally identify forward looking statements by terminology such as “aim”, “anticipate”, “believe”, “continue”, “could”, “estimate”, “expect”, “intend”, “may”, “objective”, “goal”, “plan”, “potential”, “project”, “pursue”, “shall”, “should”, “will”, “would”, or other words or phrases of similar import. These forward-looking statements involve known and unknown risks, uncertainties, assumptions and other factors that may cause the Company’s actual results, performance or achievements to be materially different from any future results, performance or achievements expressed or implied by such forward-looking statements or other projections. Important factors that could cause actual results, performance or achievements to differ materially include, among others: (a) our ability to successfully implement our strategy, (b) our growth and expansion plans, (c) changes in regulatory norms applicable to the Company, (d) technological changes, (e) investment income, (f) cash flow projections, and (g) other risks.

This presentation is for general information purposes only, without regard to any specific objectives, financial situations or informational needs of any particular person. The Company may alter, modify or otherwise change in any manner the content of this presentation, without obligation to notify any person of such change or changes.

Founded in 1987, Pearl Global Industries Limited (PGIL) is a leading apparel manufacturer offering end-to-end sustainable solutions to the fashion industry. We began our journey with a single unit in New Delhi and today we are proud to have over 28,000 diverse skilled talent across the world to cater to all your apparel needs.

## Vision

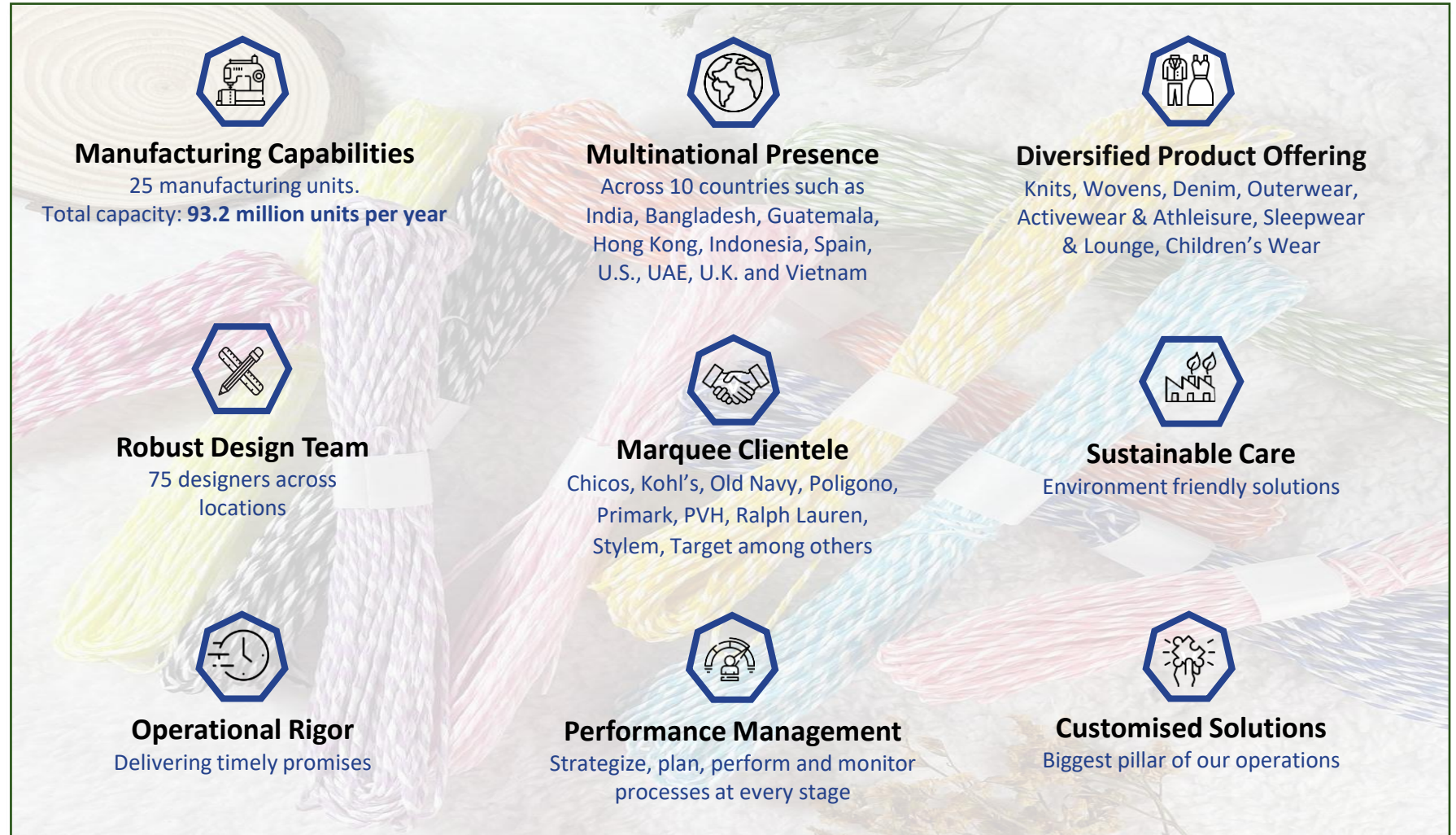
To be the global leader providing end-to-end supply chain solutions to the fashion industry.

## Mission

To continuously exceed customer and shareholder expectations by strategically driving sustainability, technological advancement, and innovative solutions, delivered with the best talent in the industry.

## Goal

To innovate the way fashion is created across the globe.



# Our Journey Spanning over 37 Years

1987



Commenced commercial operations

1998



Established presence in Hong Kong

2002



Started operations in Indonesia

2004



Built import and distribution in the US and the UK  
Commenced Norp 1 operations in Bangladesh

2020



Commenced operations of Prudent Fashions in Bangladesh

2017



Commenced operations in Vietnam

2014-16



2014: Commenced operations in Bengaluru  
2014: Demerger of sourcing, marketing and distribution business  
2016: Commenced operations of Pearl 1 in Chennai

2007-11



2007: Listed at the BSE and NSE  
2011: Expanded Bangladesh operations with Norp 2

2021



Inaugurated own corporate office of PT Pinnacle Apparels in Indonesia  
Acquired land for the acquisition of PT Pinnacle Apparels operations in Indonesia

2022



Acquired Alpha Clothing Limited in Bangladesh

2023



Expanded capacity by building a new facility on owned land in Indonesia  
Expanded operations in Guatemala

2024-25



2024: Expanded presence through new Facilities in India and Bangladesh  
2025: Incorporated subsidiary in Bangladesh



# Board of Directors



**Dr. Deepak Kumar Seth**  
Chairman



**Mr. Pulkit Seth**  
Vice Chairman



**Mrs. Shifalli Seth**  
Non-Executive Director



**Mr. Pallab Banerjee**  
Managing Director



**Mr. Shailesh Kumar**  
Executive Director



**Mr. Deepak Kumar**  
Executive Director



**Mr. Abhishek Goyal**  
Independent  
Director



**Mrs. Jyoti Arora**  
Independent  
Director



**Mr. Rahul Mehta Narendra**  
Independent  
Director



**Mr. Sanjay Kapoor**  
Independent  
Director



**Mr. Ashwini Agarwal**  
Independent  
Director



**Ms. Neha Khanna**  
Independent  
Director



# Architects of our Vision & Leaders Behind our Mission

## Architects

**Dr. Deepak Kumar Seth  
(Chairman)**



**Mr. Pulkit Seth  
(Vice-Chairman)**



## Leaders



**Mrs. Shifalli Seth**  
Thought Leader-  
Design & CSR



**Mr. Pallab Banerjee**  
Managing Director



**Mr. Sanjay Gandhi**  
Group CFO



**Mr. Gurusankar Gurumoorthy**  
CEO - Vietnam  
Hong Kong



**Mr. Vikas Mehra**  
(CEO - Bangladesh)



**Mr. Amit Kumar**  
Director –  
Indonesia, PT  
Pinnacle Apparels



**Mr. Sundeep Chatrath**  
CEO - Knits India



**Mr. Pankaj Bhasin**  
(CEO - Woven India)



**Mr. Adarsh Sharan**  
(CEO – India – Div 2)



**Mr. Girish H G**  
CEO - Guatemala



**Mr. David Ayala**  
Global Creative  
Director - US



**Ms. Joanna Hales**  
Senior Vice  
President - UK



**Mr. Jonathan Raimbault**  
Marketing &  
Design - Spain



---

**OUR MANUFACTURING UNITS ARE STRATEGICALLY  
LOCATED TO MEET EXPECTATIONS OF CUSTOMERS  
ACROSS GEOGRAPHIES**

---

# TODAY OUR PRESENCE IS GLOBAL

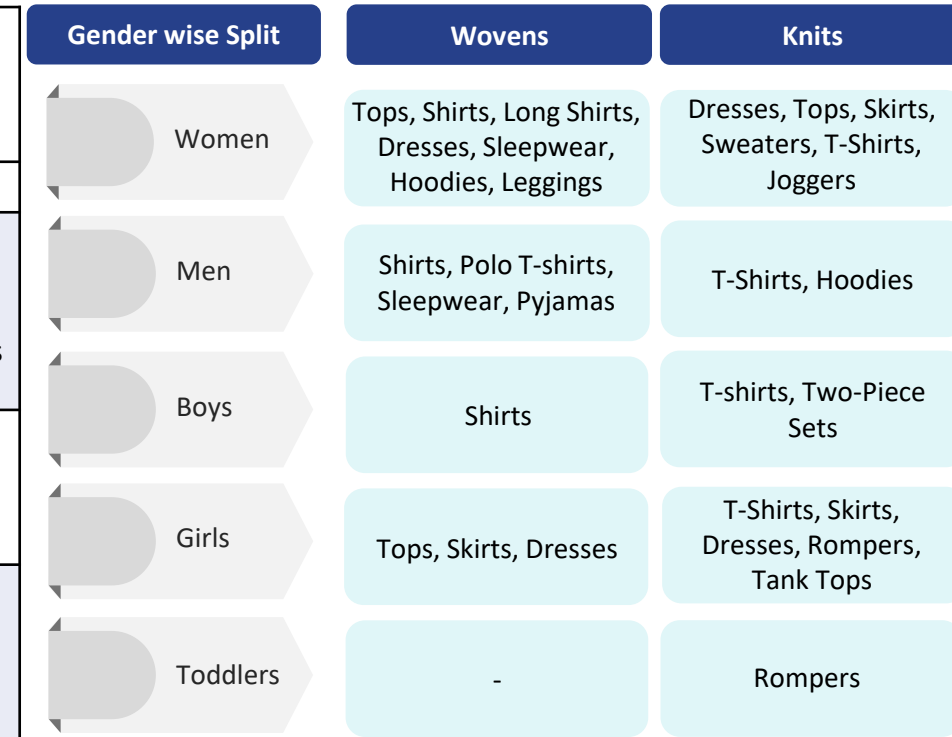


MANUFACTURING SET UP  
ACROSS 5 COUNTRIES



DESIGN & SALES ACROSS  
9 COUNTRIES

Location	No of Units		Capacity Utilisation % (Blended) 2024-25	Annual Capacity in Million Pieces	Specialization
	In-House	Partnership			
India	8	-	78.3%	24.5	Woven and knit tops, dresses, shirts, women's fashion wear, kids' wear, sleepwear, and woven and knit bottoms
Bangladesh	4	5	87.7%	54.8	Woven, knits, denim, sleepwear and loungewear, active wear & athleisure, tops and bottoms for men, women and kids
Vietnam	1	4	62.7%	6.5	Outerwear and jackets, including down jackets, woolen jackets and coats, seamsealed jackets, puffers, parkas, blazers, anoraks, swimming trunks, and synthetic bottoms
Indonesia	2	-	38.8%	4.1	Women's professional wear, performance wear, woven tops and dresses, sleepwear, and loungewear
Guatemala	1	-	38.0%	3.3	Polos, heavy-weight knits, lightweight knits, bottoms, and denim
<b>Total</b>	<b>16</b>	<b>9</b>	<b>79.6%</b>	<b>93.2</b>	-



Note: The number of units and annual capacity includes both own manufacturing and partnerships.

# Synergies from Partnership Model

**Pearl Global**

- Working Capital Investment
- Designing
- Appointment of Industrial Engineer

**Industrial Engineer**

- Responsible for optimum capacity utilization at partner facility
- Fabric Procurement
- Ensures Compliances
- Monitors Production Processes

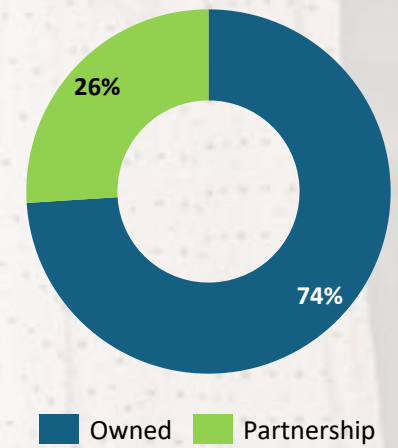


**Partner**

- Capex and Labour Expenses
- Design Sharing with the Buyer
- Contract on per piece basis



**Synergies**



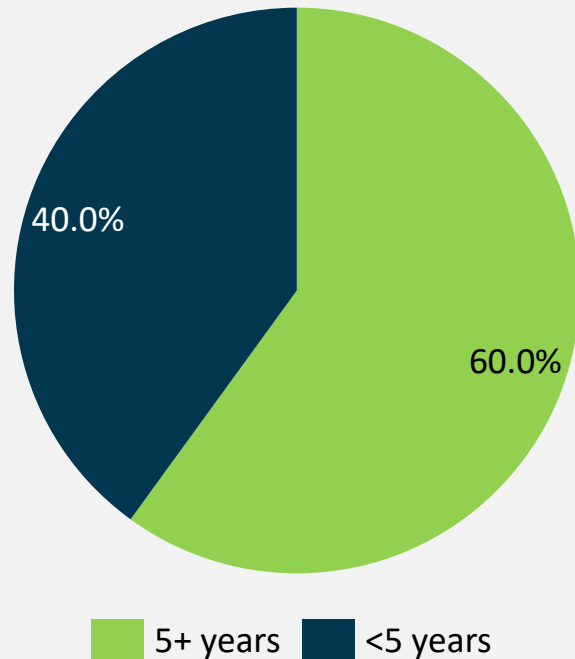
**Getting  
bigger &  
better with  
every  
collaboration!**

**Key Customers**

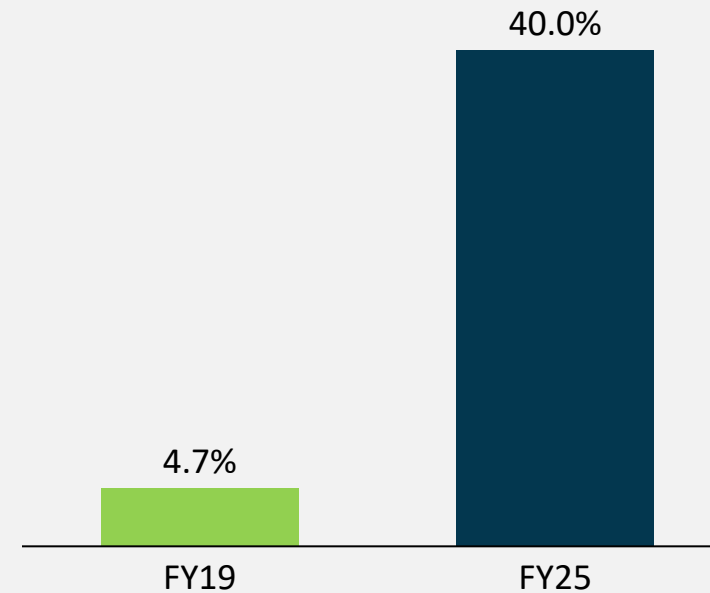
TOMMY HILFIGER



Revenue contribution of long-term vs newer customers



Revenue contribution from customers added in last 5 years

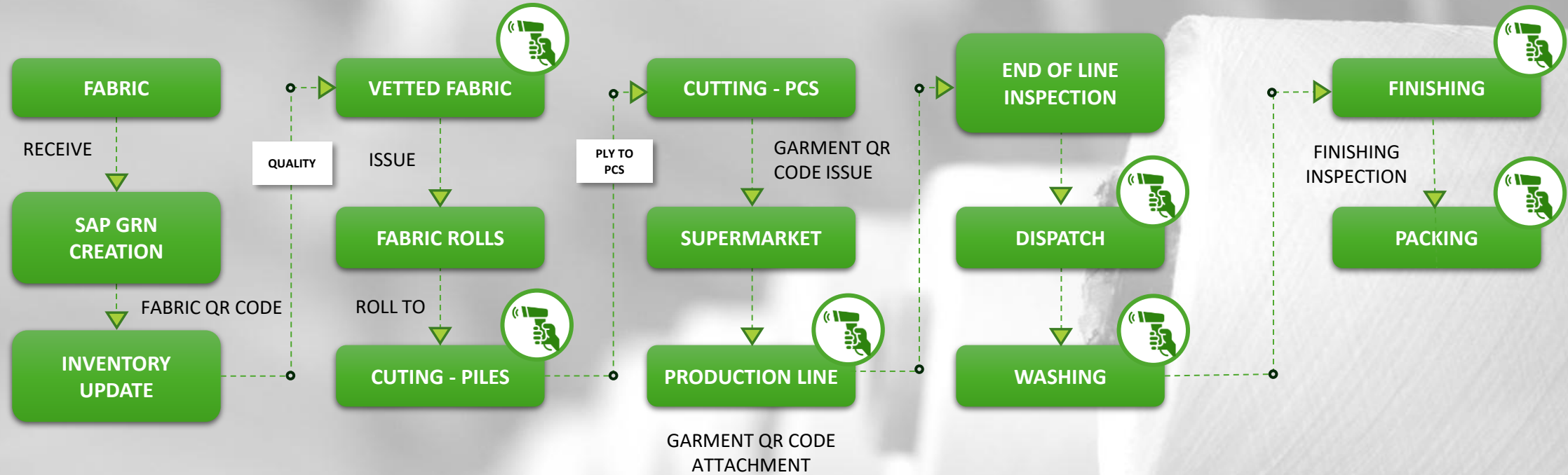


- ✓ Our long-term, 5-year customers continue to strengthen their relationship with us
- ✓ Many customers have surpassed the 5-year mark, underscoring customer stickiness
  - ✓ We continue to acquire new customers to drive future growth

**Conscious steps towards  
a Sustainable future**



**Operational Excellence**

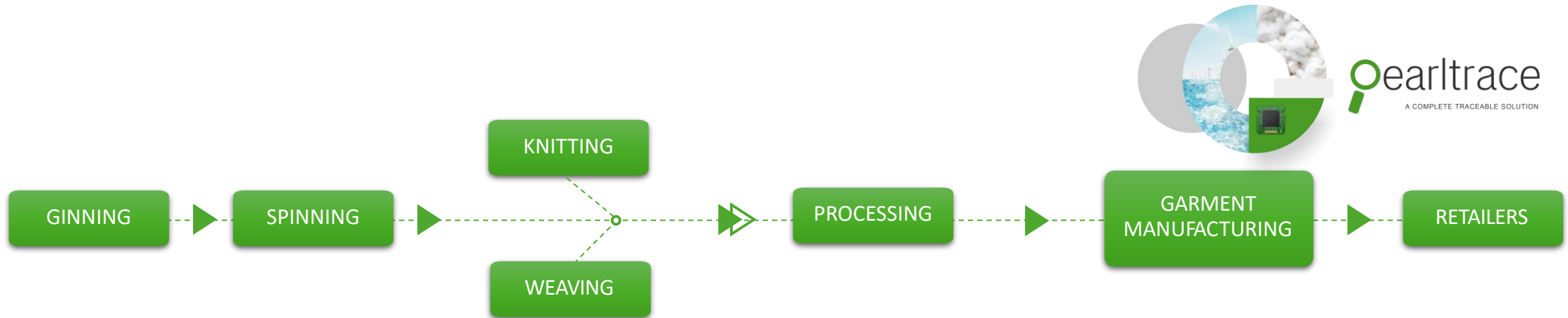


19-22 Line 11	Doc No: 1000291340	Item: 000272		
Total	Check: 19963	Pass: 19917	Alter: 46	Reject: 0
Pass	455			
Alter	20			
Reject	0			
Code: 03287.BT	Name: ANUP KUMAR			
Profile: ENDLINE CHECKER	Grade: SKILLED-A			

Sr	Sr Code	Defects Description
1	D14	OPEN / BROKEN SEAM [ BOTTOM HEM ]
2	D58	OPEN / BROKEN SEAM [ SLEEVE OPENING ]
3	D5C	OPEN / BROKEN SEAM [ LEG OPENING ]
4	D5D	OPEN / BROKEN SEAM [ NECK ]
5	D06	PINCHING
6	D07	SKIP STITCH
7	D11	BALANCING OR JOINT OUT
8	D0A	PUCKERING / ROPING [ ARMHOLE ]
9	D0B	PUCKERING / ROPING [ SIDE SEAM ]
10	D0C	PUCKERING / ROPING [ BOTTOM HEM ]
11	D0D	PUCKERING / ROPING [ WAIST ]
12	D14	UNEVEN STITCH / RAW MARGIN & STITCH
13	D16	WRONG / INCORRECT PLACEMENT LABEL
14	D17	TILTED / INSECURED / MISSING LABEL
15	D21	STITCH ON STICKER
16	D19	SEWING DAMAGE
17	D02	FABRIC HOLE / NEEDLE CUT





### Doc Set 1

1. Invoice
2. Packing list
3. Country of Origin
4. Bill of lading

### Doc Set 2

1. Invoice
2. Packing list
3. E-way bill
4. Purchase Order

### Doc Set 3

1. Invoice
2. Packing list
3. E-way bill
4. Purchase Order

### Doc Set 4

1. Invoice
2. Packing list
3. E-way bill
4. Purchase Order

### Doc Set 5

1. PO to customer
2. Packing list
3. Bill of lading

## COMPLIANCE WITH REGULATION AND STANDARD

- Traceability documents enable textile companies to comply with various regulations and standards
- They provide evidence of adherence to specific guidelines, such as environmental regulations, fair trade practices, labor standards, and product safety requirements
- It helps buyer to ensure that ethical and sustainable practices are followed, and it allows for responsible sourcing and production

## Aqua|Less Mission

**MAKE THE WORLD  
A BETTER PLACE WITH LESS**

It's our new technology to reduce **85%** the water

**NO WATER** during

Aqualess aged step  
Oz-One Powder step  
Dry bag softener step

Using **only** water for rinsing steps



Laser and  
Novascraper Indigo

Aqualess  
Aged

Oz-One  
Powder

Dry Bag  
Softner

**85% WATER  
REDUCTION**

Ø ZDHC



sciveroLENS®



EIM<sup>®</sup>-SCORE



Conventional

DESIZING – STONE  
WASHING –  
BLEACHING need many  
liters of water

Aqua|Less Mission

AGING TREATMENT WORN  
BLEACHING and DRYBAG  
SOFTNER run in waterless  
condition



**Designs  
that  
make  
the  
headlines!**



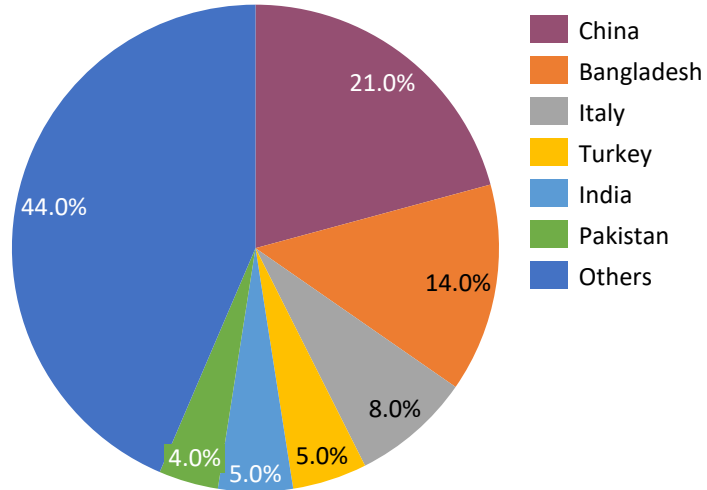
**Industry Updates &  
Key Growth Drivers**





## Industry Overview

UK's Apparel Imports stood at USD 18.4 bn in 2024



- ✓ China, Bangladesh, Italy and Turkey holds combine share of 48%
- ✓ The segment accounts for **8% market share**: from apparel, evenly split between woven and knitted garments
- ✓ China's share in UK textile imports has declined from 35% in 2020 to 21% in early 2025, signaling a shift in sourcing preferences



## Opportunities to PGIL

The **FTA places India on equal footing** with countries like Bangladesh, Cambodia, Vietnam, and Turkey, which previously enjoyed preferential access to the UK market. This parity allows **Pearl Global to compete more effectively**

The FTA **eliminates cost disadvantages**, enhancing **PGIL's price competitiveness** in the UK market and strengthening its **position for sustained growth**

**PGIL group has around 5% exposure** to the UK and is well-positioned to scale **revenue 2x-3x over 1-2 years**, leveraging its capacities in India

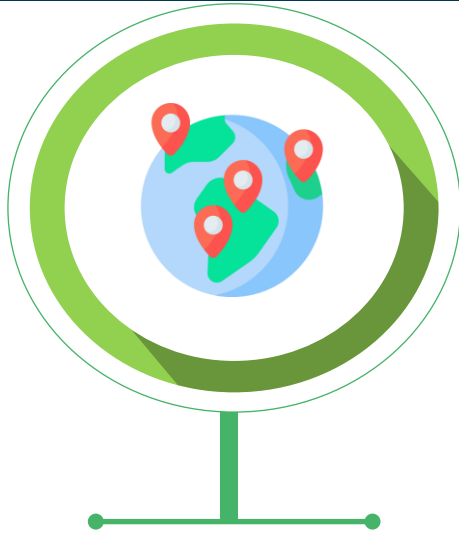
PGIL has **enhanced its manufacturing capacity in India over 2 years** and is proactively **investing in Tier-2 cities to enhance production capacity** and cater to rising UK demand post FTA

**PGIL holds a strategic advantage** with its **UK-based design and sales office** and a strong **Bangladesh customer base**. Customers are eager to **double business with PGIL to leverage the treaty's benefits**

**With its strong presence, scalability, and strategic market positioning, PGIL is well-placed to leverage the FTA for long-term growth, increased exports, and enhanced profitability**



# Our Unique Proposition

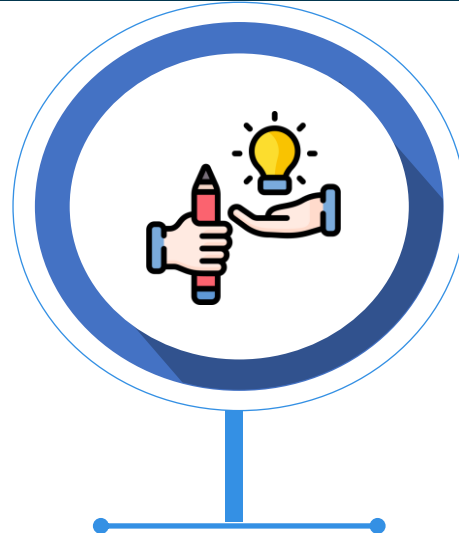


## Multinational Presence

- 25 manufacturing facilities spread across 5 countries
- Present in 3 out of 4 supply chain areas
- End to End supply chain provider
- Ability to do Concept + Store



Increasing wallet share from existing customers



## Robust Design Team

- Fashion trend analysis by talented design personnel
- Modern unique techniques like 3D CAD rendering, 3D Optitex, CLO and Browzwear used to craft the final product



Acquiring new customers



## Shift Towards Asset Light Model

- Partnership model to drive next leg of growth
- Further enhancement in return ratios



Expanding to new geographies



## Strong Customer Relationship

- Long term relationship with well-known large retail format stores (Kohl's, Macy's, Target Australia and others) and specialised retail format stores (Bershka, Gap, Old Navy and others).



Providing new product categories





Diversified global presence and product offering



Strategic capacity / geographical expansion  
& New customer acquisition



Strong customer relationship and penetration



Advanced Design Capabilities and Automation



Optimum utilization of existing facilities



Asset light model - Growth through  
partnership facilities



PLI scheme and India-UK FTA to act as a growth engine. India currently has 13 active FTAs, and ongoing negotiations with the EU and US expected to conclude tentatively by the year end



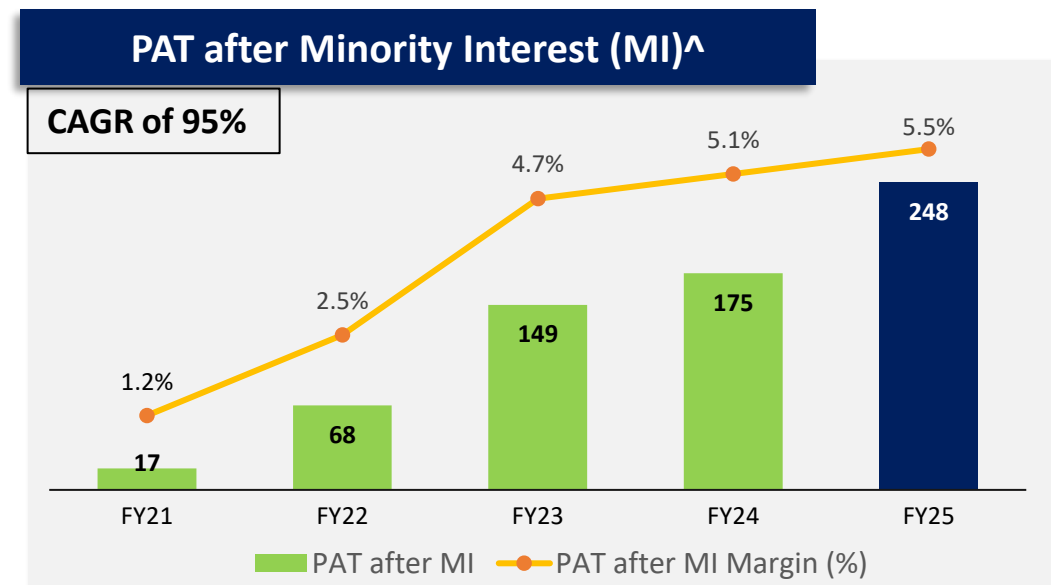
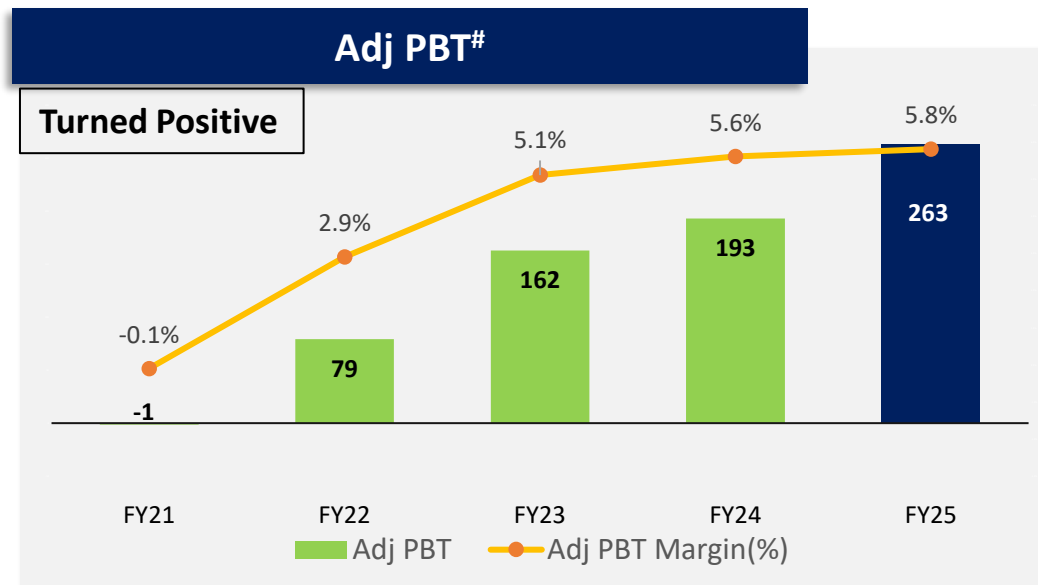
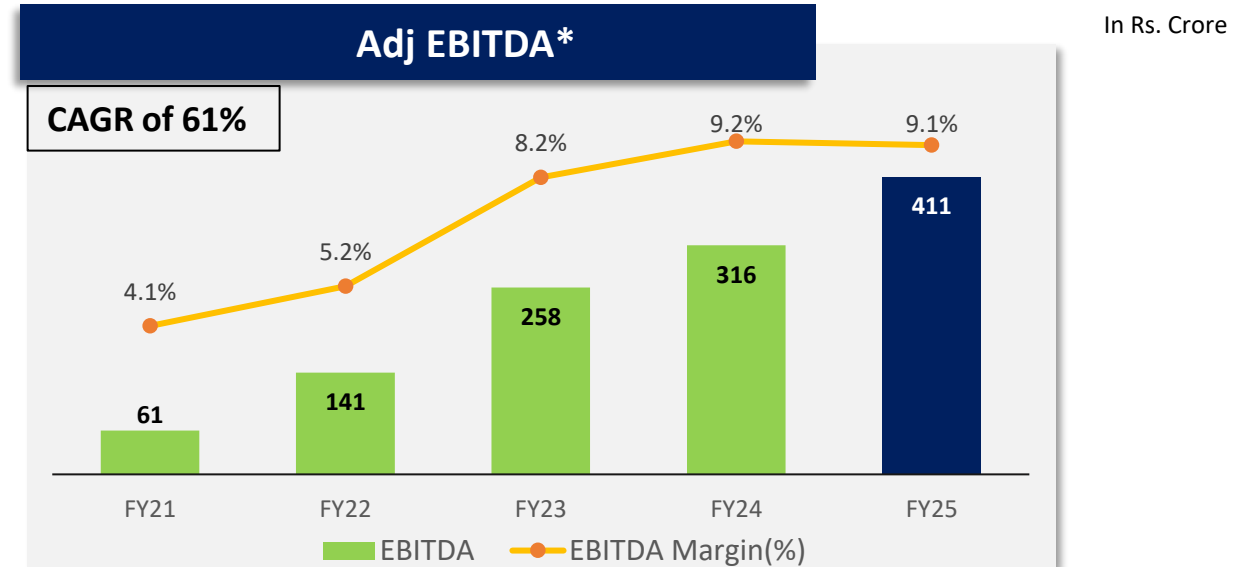
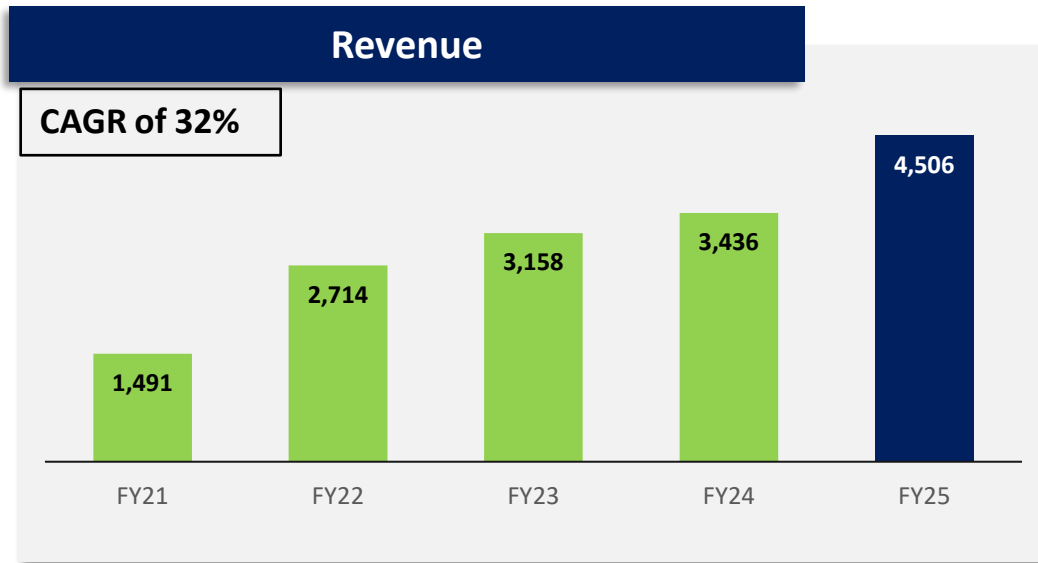
# We believe in the **Triple Bottom Line Approach**



.....

## **Key Financial Highlights**

# Consolidated Group Performance – FY25

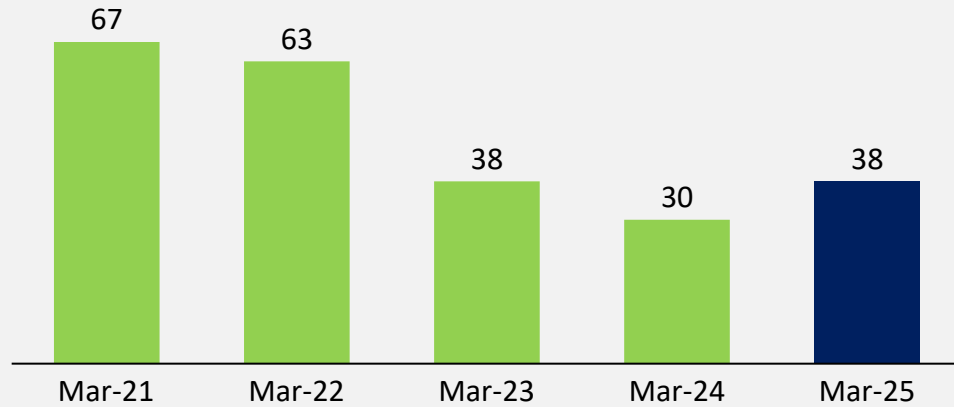


\*Adj. EBITDA excludes ESOP expenses

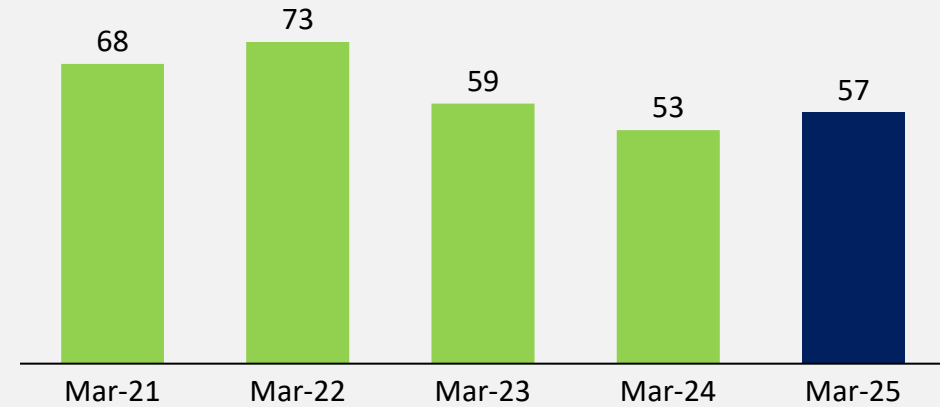
#Adj PBT excludes exceptional items

^PAT for FY25 includes net exceptional gain of Rs. 4.6 crore

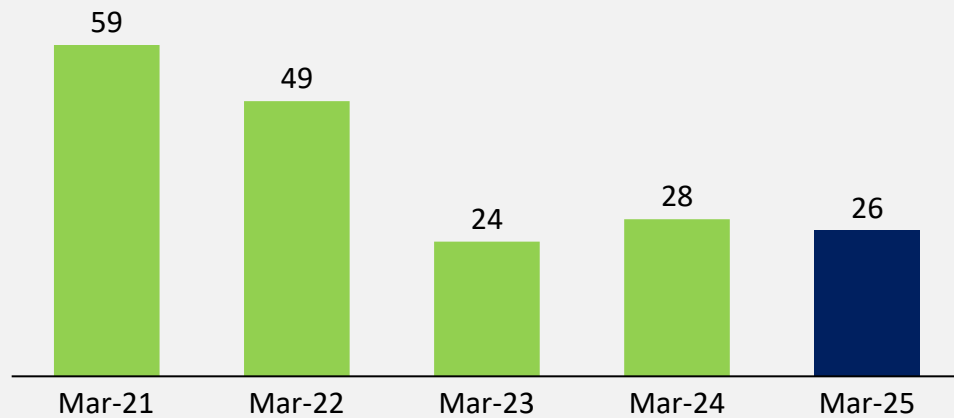
## Working Capital Days



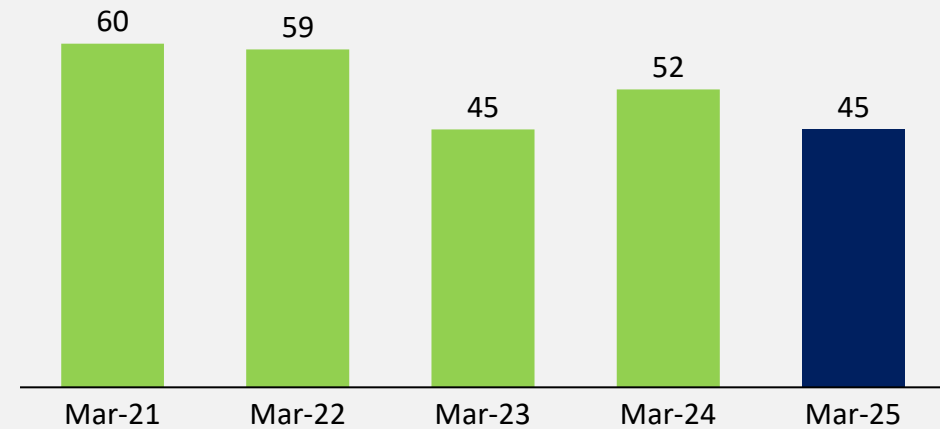
## Inventory Days



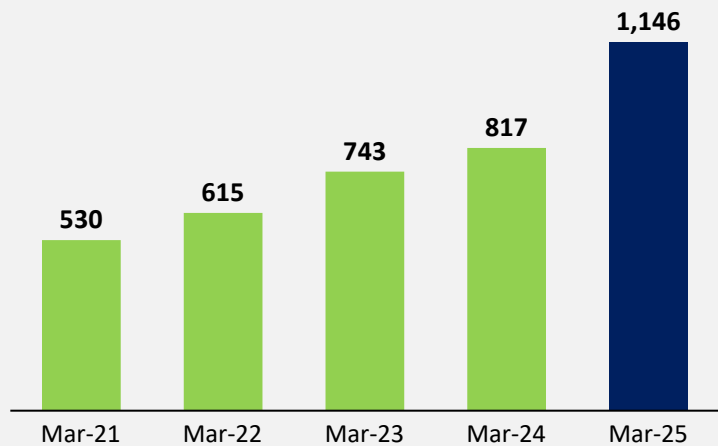
## Debtor Days



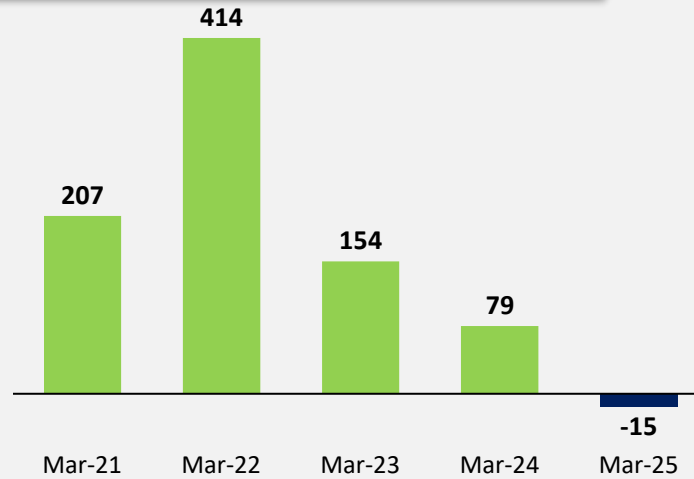
## Creditor Days



## Networth

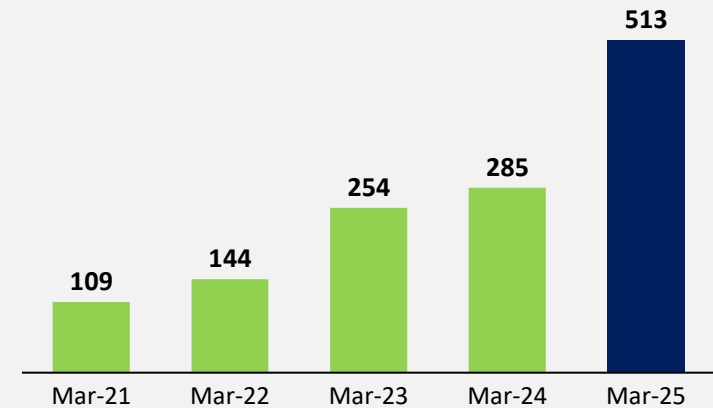


## Net Debt

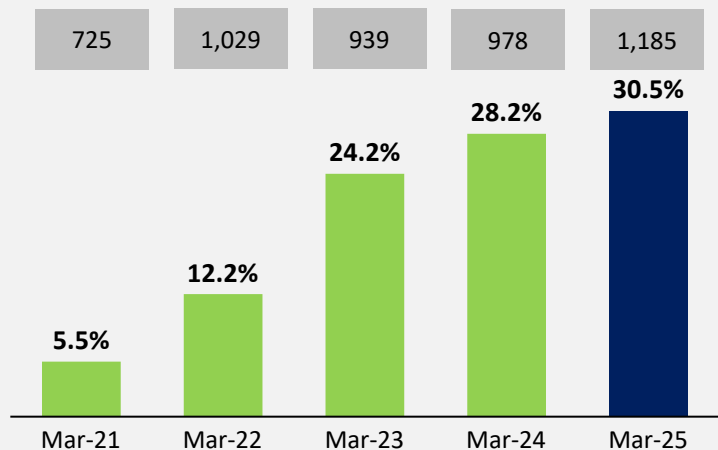


## Cash and Bank Balance<sup>^</sup>

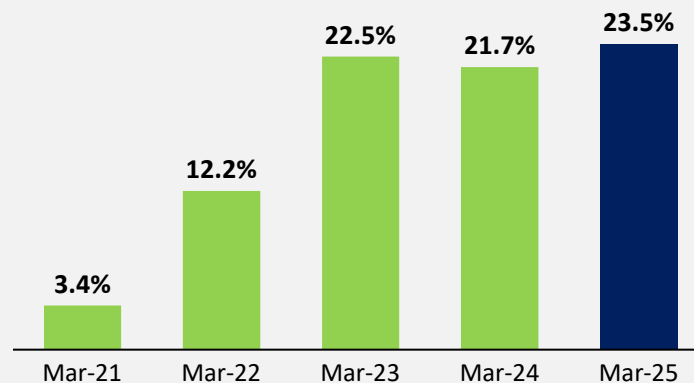
In Rs. Crore



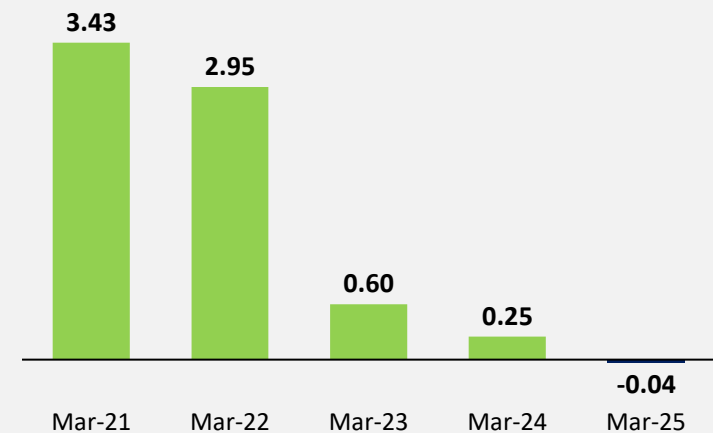
## Return on Capital Employed (%)<sup>\*</sup>



## Return on Equity (%)<sup>#</sup>



## Net Debt/EBITDA (x)



<sup>\*</sup>ROCE = EBIT / (Total Shareholders equity + Total Net Debt + Cash earmarked for LC payments)

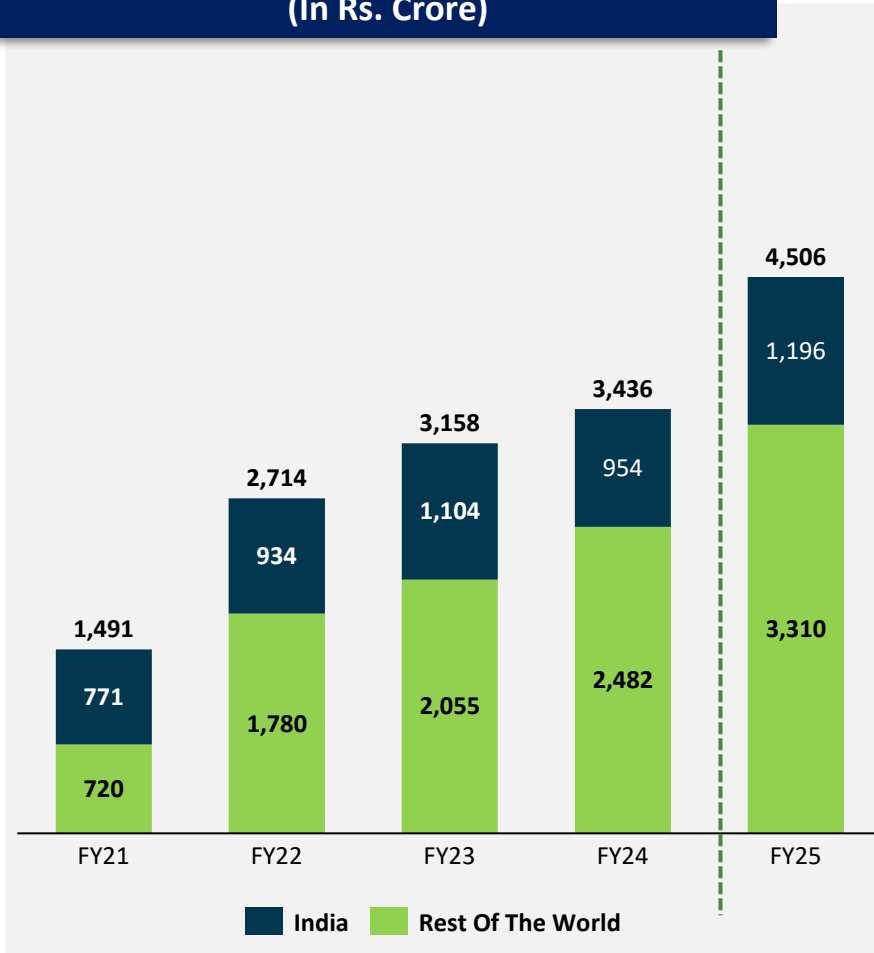
<sup>#</sup>ROE = PAT/ Average Network

<sup>^</sup>Cash and Bank Balance excludes cash earmarked for LC Payments

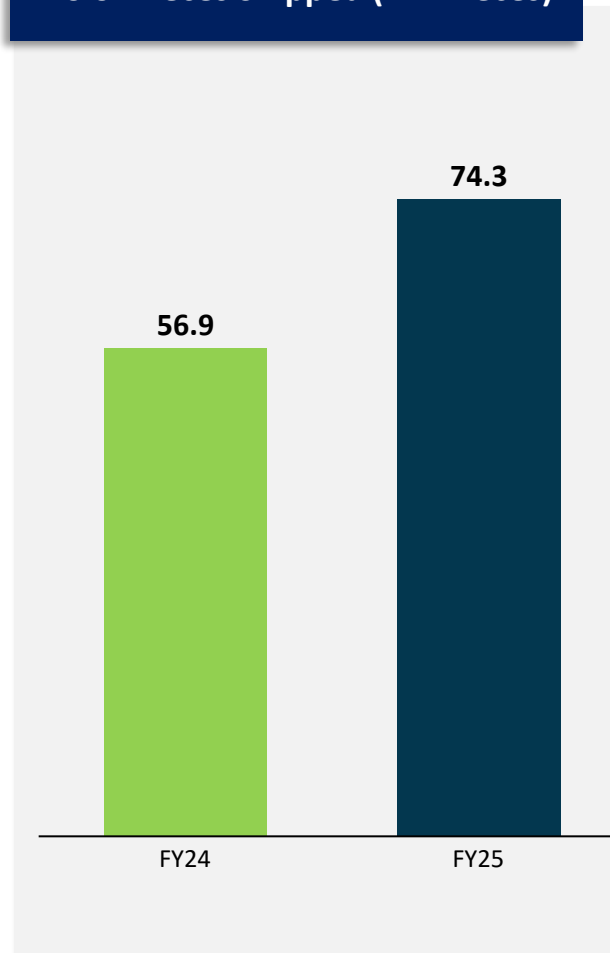


# Consolidated Performance Highlights – FY25

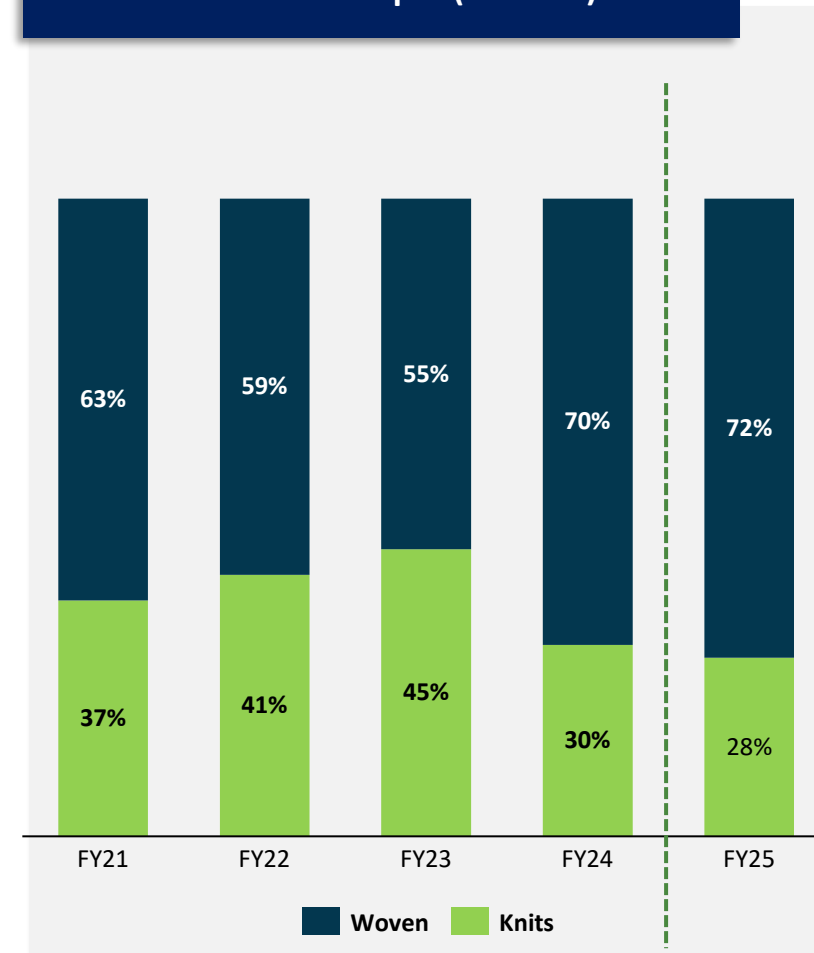
### Geographical Revenue (Export) Split (In Rs. Crore)



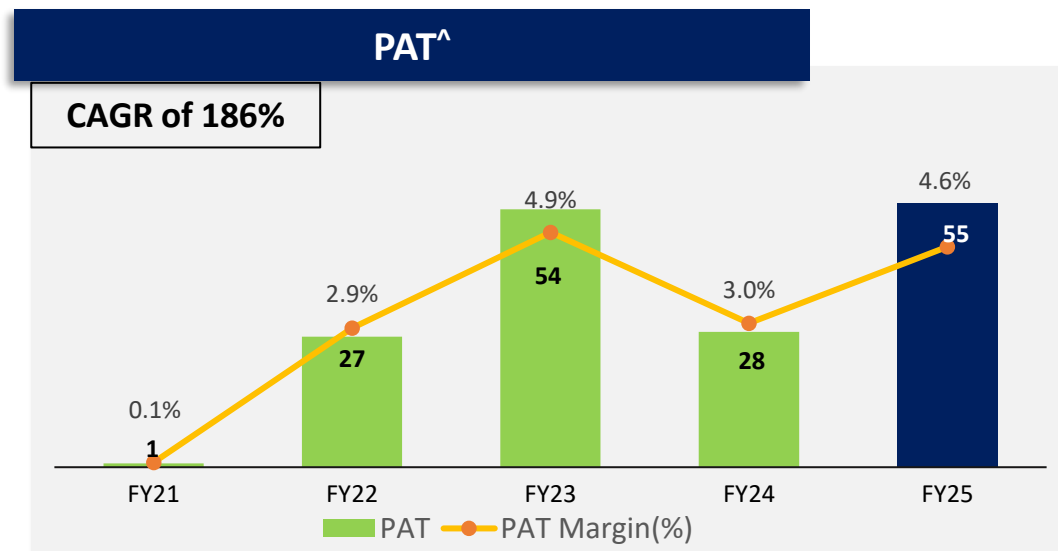
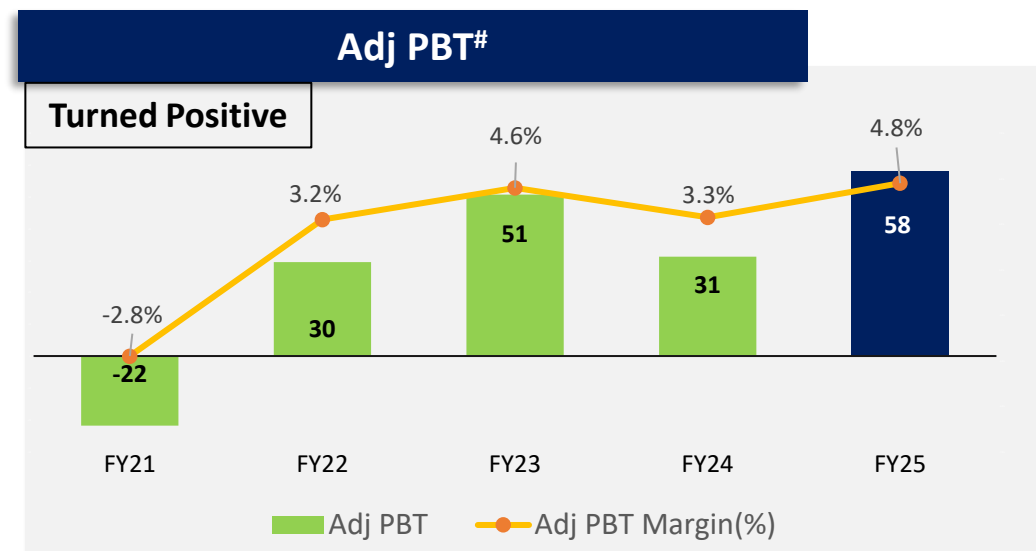
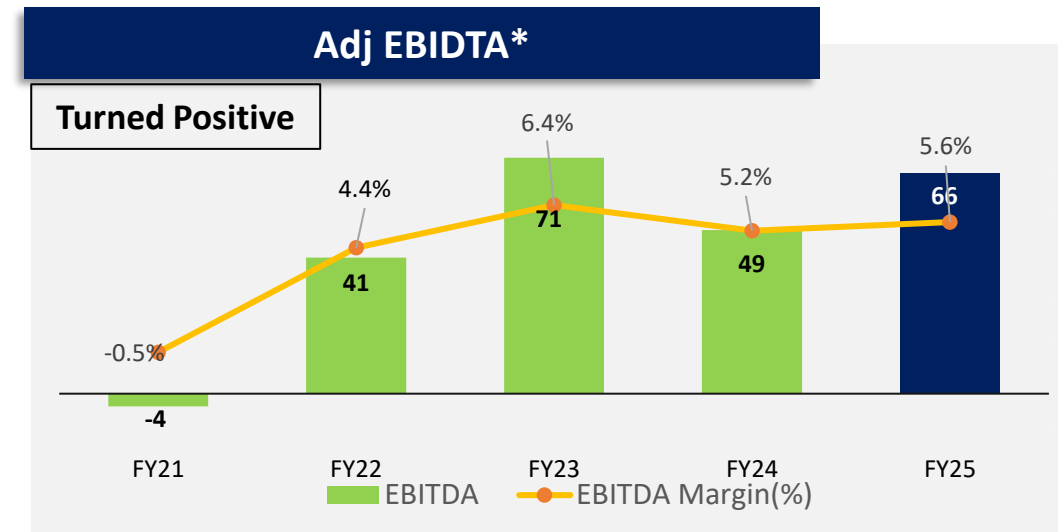
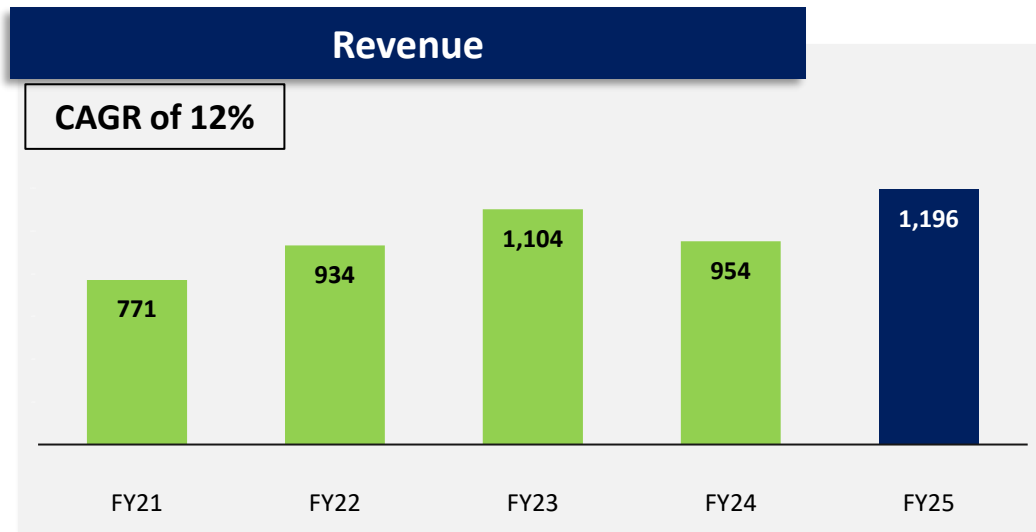
### No of Pieces Shipped (Mn Pieces)



### Product wise Split (Value %)



In Rs. Crore



\*Adj. EBIDTA excludes Esop expenses

#Adj PBT excludes exceptional items

^PAT for FY25 includes net exceptional gain of Rs. 5.3 crore



## **Risk Mitigation & Governance**

## Product

Quality systems are closely aligned with customer expectations, maintaining constant communication with customer representatives to facilitate process improvements

## Customer

Direct relationship with all customers and credit assessment before onboarding new customer

## Currency

Maintaining a natural hedge in all overseas operations, including India export-forward cover

## Raw Material

Early projection and booking of raw materials, along with periodic review of physical count & utilization of stock

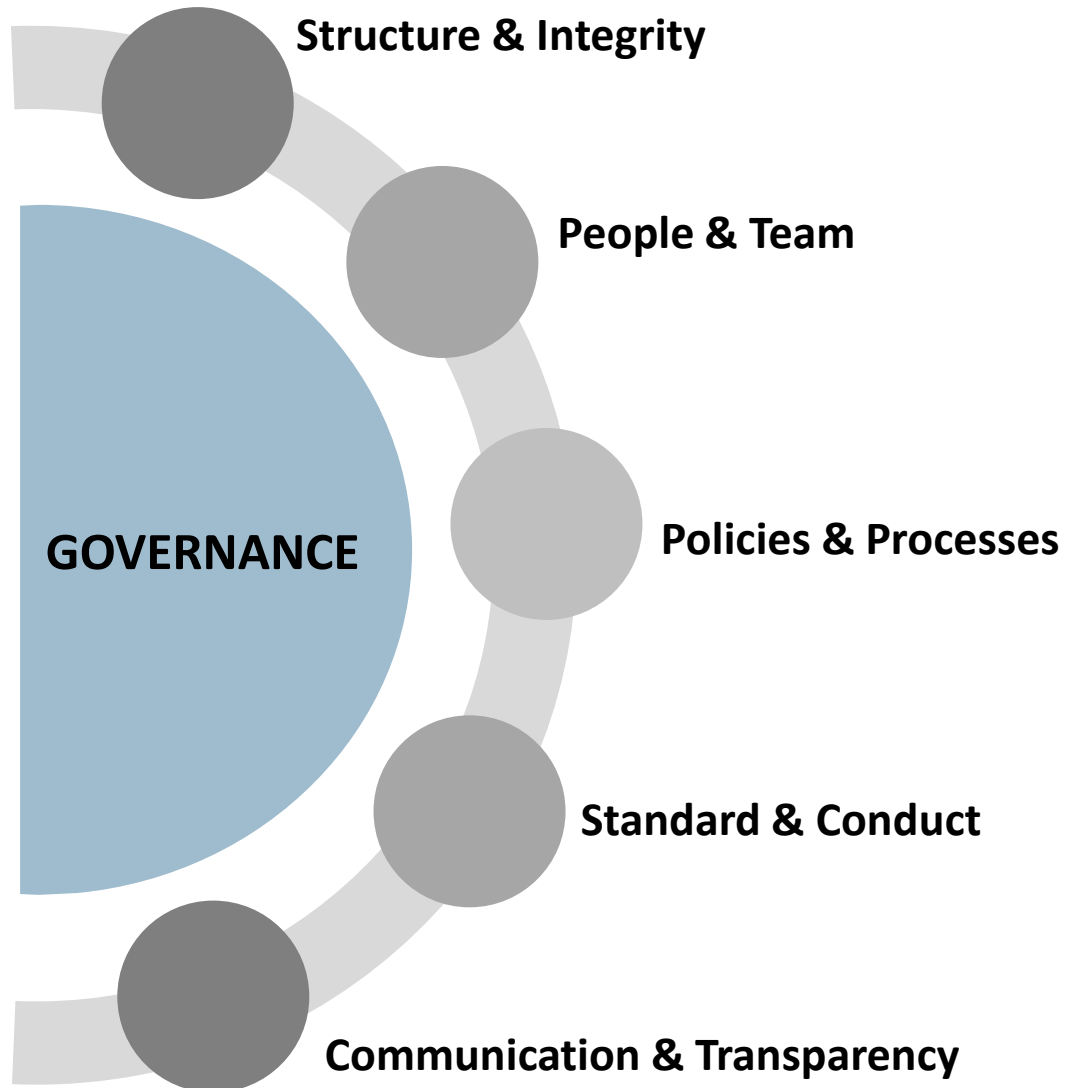
## Social and Ethical Compliance

Robust internal control and compliance system. Also, Onboarding of customers is done only after ensuring complete compliance standards

## Cashflow

Asset light model-partner with factory rather than own set up, also ensuring on time collection









## PGIL Group Initiatives

- Deloitte appointed as Statutory auditor in Hong Kong
- Ernst & Young appointed as Internal auditor in India, Bangladesh and Vietnam
- KPMG appointed as Statutory auditor in Bangladesh
- Deloitte appointed as auditor in Vietnam
- Group financial consolidation automated
- Further initiative on automation:
  - Financial MIS
  - Factory MIS
  - Budget
  - Sales Forecast

# Improving Credit Rating over the Years

	FY22	FY23	FY24	FY25
				
<b>Long Term</b>	[ICRA] BBB (Stable)	[ICRA] BBB+ (Stable)	[ICRA] A- (Stable)	[ICRA] A (Stable)
<b>Short Term</b>	[ICRA] A3+	[ICRA] A2	[ICRA] A2+	[ICRA] A1

### Reasons for Upgrade

- Healthy performance in H1FY25 with expectation of a sustained revenue growth and comfortable return metrics over the medium term
- Company to sustain a robust revenue growth with the likely shift in procurement by large customers from China to markets like India
- Multinational presence places Pearl in a more favourable spot vs peers
- Total debt-to-operating profit improved significantly, along with stronger operating margins and improved interest and debt service coverage ratios in H1FY25
- The shift to an asset-light model for expansion is expected to reduce debt reliance, maintaining a strong financial profile with healthy returns and adequate coverage
- The recent QIP will strengthen the financial position of the Company and can support inorganic growth (if any) and boost retained earnings, improving coverage indicators in the medium term

Resulting into borrowing of funds at low-cost debt

Easy Access To New Credit Lines

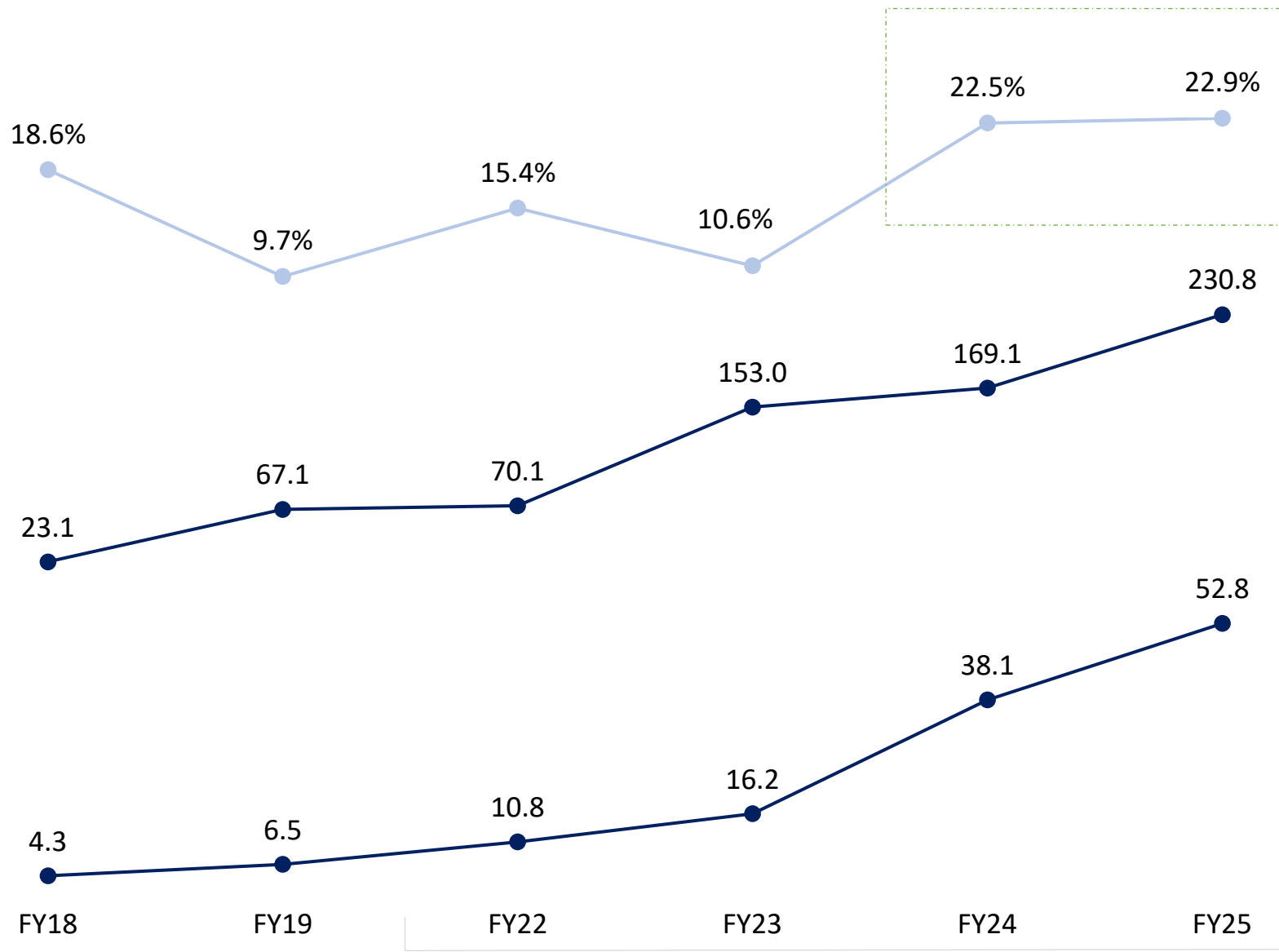


# Consistent Dividend Payout

Dividend Payout (%)

Profit after tax (in Rs. Crores)

Dividend Payout (in Rs. Crores)



The Company has finalised a dividend policy wherein the Company will declare dividend of at least 20% of the consolidated profit after tax in a given year to the shareholders

**FY20 & FY21**  
Due to impact of Covid-19, the Company has restrained from giving dividend to maintain liquidity position



# Way Forward



✓ Revenue & EBITDA Margins: On track to achieve our FY28 Guidance of Rs. 6,000 crores Revenue with EBITDA Margins in the range of 10-12%



## Capex done during the year FY25

- **Details:**
- **Company has incurred the capex Rs. 135 Crore in FY25**
  - **Rs. 75 crore** for capacity expansion / sustainable laundry capacity expansion
  - **Rs. 22.5 crore** towards land acquisition in Bangladesh for future capacity expansion
  - **Rs. 12.5 crore** in Vietnam towards securing partnership capacity
  - Remaining - Other Capex for Replacement / Efficiency Improvement
- **Impact:**
- The land acquired in Bangladesh can add factory / factories having capacity from 2,500 to 3,000 machines

## Capex under execution / active evaluation for FY26

- **Details:**
- **Capex planned for FY26: Rs. 250 crore**
  - **Rs. 130 crore** for capacity expansion
    - **Rs. 110 crore** in Bangladesh
    - **Rs. 20 crore** in India
  - **Rs. 90 crore** for sustainable laundry capacity expansion
  - **Rs. 5 crore** for solar power installation
  - Remaining - Other Capex for Replacement / Efficiency Improvement
- **Impact:**
- The capacity expansion capex will lead to enhancement of capacity by 8Mn pieces (5 to 6Mn in Bangladesh & 2.5 to 3.5 Mn pieces in India)
- In-house laundry capacity expansion capex will reduce the washing cost and also reduce water consumption, generating ROCE of 18% to 20%
- In addition, Company is continuously evaluating other capacity expansion projects and shall update as and when finalize

***All capex projects being undertaken by the company across geographies are with higher standard of sustainability by optimizing water and energy consumption, minimizing environmental impact and supporting green initiatives***





Exceeding Expectations...Always

**For further information, please contact**

<b>Company:</b>	<b>Investor Relations Advisors:</b>
<p><b>Pearl Global Industries Limited</b> CIN: L74899DL1989PLC036849 Mr. Sanjay Gandhi - Group CFO <a href="mailto:sanjay.gandhi@pearlglobal.com">sanjay.gandhi@pearlglobal.com</a></p> <p>Mr. Shishir Gahoi – Head - Investor Relations <a href="mailto:shishir.gahoi@pearlglobal.com">shishir.gahoi@pearlglobal.com</a> +91 99854 50022</p> <p><a href="http://www.pearlglobal.com">www.pearlglobal.com</a></p>	<p><b>Strategic Growth Advisors Pvt. Ltd.</b> CIN: U74140MH2010PTC204285 Mr. Karan Thakker <a href="mailto:karan.thakker@sgapl.net">karan.thakker@sgapl.net</a> +91 81699 62562</p> <p>Mr. Rahul Agarwal <a href="mailto:rahul.agarwal@sgapl.net">rahul.agarwal@sgapl.net</a> +91 98214 38864</p> <p><a href="http://www.sgapl.net">www.sgapl.net</a></p>

