

PRAKASH

Constrowell Limited

Concrete Values. Concrete Solutions.

Ref. No.: PCL/2014-15/ 371

Date: 13.02.2015

National Stock Exchange of India Ltd.,

Exchange Plaza, 5th Floor,

Plot No. C/1, G Block,

Bandra Kurla Complex,

Bandra (E),

Mumbai - 400051.

BSE Limited,

Market Operations Dept.

P.J. Towers,

Dalal Street,

Mumbai- 400001.

Sub: Outcome of the Meeting of Board of Directors held on 13th February, 2015.

Ref: PrakashConstrowell Limited, Scrip Code (NSE- PRAKASHCON& BSE- 533605).

Dear Sir/ Madam,

Pursuant to the requirements of Clause 41 of Listing Agreement, this is to inform you that the Board of Directors of the Company at their meeting held on 13th February 2015, inter-alia transacted the following:

1. Considered and approved the unaudited standalone financial results for quarter ended 31st December, 2014 of the Company.
2. Took note of resignation of Mr. Jayant Phalke, Independent Director of the Company w.e.f. 13th February 2015.
3. Appointed Mrs. Jyoti Rathi (DIN: 07096231) as Independent Woman Director of the Company in place of casual vacancy created due to resignation Mr. Jayant Phalke, Independent Director of the company subject approval of members in the ensuing general meeting of shareholders.

Kindly take the same on records and acknowledge the receipt.

For PrakashConstrowell Limited

Madhura Ubale

CS & Compliance Officer.

Place: Nashik

G. P. PIMPALIKAR & ASSOCIATES

CHARTERED ACCOUNTANTS

Flat No. S-2, Second floor, Late Rajendra Bhansali Sankul,
Behind Baliram Mandir, Baliram Peth, JALGAON.

Date :

The Limited Review Report for companies


Review Report to
Share Holders of
Prakash Constrowell Limited


We have reviewed the accompanying statement of unaudited financial results of **PRAKASH CONSTROWELL LIMITED COMPANY** for the period ended **31-12-2014** except for the disclosures regarding 'Public Shareholding' and 'Promoter and Promoter Group Shareholding' which have been traced from disclosures made by the management and have not been audited by us. This statement is the responsibility of the Company's Management and has been approved by the Board of Directors/ committee of Board of Directors. Our responsibility is to issue a report on these financial statements based on our review.

We conducted our review in accordance with the Standard on Review Engagement (SRE) 2400, Engagements to Review Financial Statements issued by the Institute of Chartered Accountants of India. This standard requires that we plan and perform the Review to obtain moderate assurance as to whether the financial statements are free of material misstatement. A review is limited primarily to inquiries of company personnel and an analytical procedure applied to financial data and thus provides less assurance than an audit. We have not performed an audit and accordingly, we do not express an audit opinion.

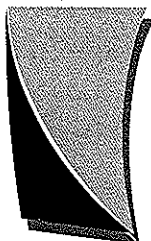
Based on our review conducted as above, nothing has come to our attention that Causes us to believe that the accompanying statement of unaudited financial results Prepared in accordance with applicable accounting standards, and other recognized Accounting practices and policies has not disclosed the information required to be Disclosed in terms of Clause 41 of the Listing Agreement including the manner in which it is to be disclosed, or that it contains any material misstatement.

For G. P. Pimpalikar & Associates
Chartered Accountants


(CA Gopal Pralhad Pimpalikar
(Proprietor- M. No. 107120)
(Firm R. No. 119343W)



Place: - Jalgaon
Date: - 13-02-2015



PRAKASH
Constrowell Limited

Concrete Values. Concrete Solutions.

PRAKASH CONSTROWELL LIMITED

Regd Office: 6/7, Falcon Plaza, Near Sarda Circle, National Urdu High School Road, Nashik - 422001

PART I Statement of Unaudited Results for the Quarter & Nine Months Ended 31st December, 2014


(Rs. in Lac)

	Particulars	Quarter Ended			Nine Months Ended		Year Ended	
		Unaudited			Unaudited		Audited	
		3 month ended	Preceding 3 month ended	Corresponding 3 month ended	Year to date current year ended	Year to date previous year ended	Year Ended	Previous Year Ended
		31.12.2014	30.09.2014	31.12.2013	31.12.2014	31.12.2013	31.03.2014	31.03.2013
1	Income							
	(a) Net sales/Income from operations	2,605.03	2,567.43	4,121.64	6,725.33	8,965.12	15,031.15	16,698.25
	(b) Other operating income	41.61	38.46	0.62	88.27	4.20	93.95	251.16
	Total	2,646.64	2,605.89	4,122.26	6,813.60	8,969.32	15,125.10	16,949.41
2	Expenditure							
	(a) Cost of materials consumed & direct Exps	1,591.35	1,421.43	2,462.04	4,696.59	6,895.06	11,838.33	17,105.68
	(b) Changes in inventories of finished goods, Work-in-progress and stock-in-trade	638.61	840.57	1,369.46	1,052.57	1,047.22	1,214.88	(1,773.39)
	(c) Employee benefits expense	76.74	50.70	82.63	177.29	235.38	298.45	274.59
	(d) Depreciation and amortisation expense	42.42	42.33	45.48	126.83	135.54	180.96	176.51
	(e) Other expenses	51.99	61.69	59.27	132.56	190.39	531.51	393.34
	Total	2,401.11	2,416.72	4,018.89	6,185.83	8,503.59	14,064.13	16,176.72
3	Profit / (Loss) from operations before other income, finance costs and exceptional items (1-2)	245.53	189.17	103.37	627.77	465.72	1,060.97	772.70
4	Other income	4.81	18.43	7.67	29.38	15.67	35.65	57.35
5	Profit / (Loss) from ordinary activities before finance costs and exceptional items (3 +/- 4)	250.34	207.60	111.04	657.15	481.39	1,096.62	830.05
6	Financial Costs/ Interest	112.76	75.35	45.10	309.43	281.77	327.14	289.51
7	Profit / (Loss) from ordinary activities after finance costs but before exceptional items (5 +/- 6)	137.58	132.25	65.94	347.72	199.62	769.48	540.54
8	Exceptional items							
9	Profit / (Loss) from ordinary activities before tax (7 +/- 8)	137.58	132.25	65.94	347.72	199.62	769.48	540.54
10	Tax expense	44.64	42.91	20.78	112.82	62.92	248.37	164.74
11	Net Profit / (Loss) from ordinary activities after tax (9 +/- 10)	92.94	89.34	45.16	234.90	136.70	521.11	375.80
12	Extraordinary items (net of tax expense)						1.57	8.56
13	Net Profit / (Loss) for the period (11 +/- 12)	92.94	89.34	45.16	234.90	136.70	519.54	367.24
14	Paid-up equity share capital (Face Value of the Share Rs. 1/-)	1,256.78	1,256.78	1,256.78	1,256.78	1,256.78	1,256.78	1,256.78
15	Reserve excluding Revaluation Reserves as per balance sheet of previous accounting year	9,284.28	9,284.28	8,764.74	9,284.28	8,764.74	8,764.74	8,397.50
16	Earnings per share (EPS):							
	(a) Basic and diluted EPS before Extraordinary items	0.07	0.07	0.04	0.19	0.11	0.41	0.30
	(b) Basic and diluted EPS after Extraordinary items	0.07	0.07	0.04	0.19	0.11	0.41	0.29

7.9.14
Prakash Constrowell Ltd.
Nashik

PART II								
Information for the Quarter & Nine Months Ended 31.12.2014								
A	Particulars of Shareholding	31.12.2014	30.09.2014	31.12.2013	31.12.2014	31.12.2013	31.03.2014	31.03.2013
1	Public shareholding:							
-	Number of shares	45,078,260	45,078,260	45,078,260	45,078,260	45,078,260	45,078,260	45,078,260
-	Percentage of shareholding	35.87	35.87	35.87	35.87	35.87	35.87	35.87
2	Promoters and Promoter Group Shareholding	80,600,000	80,600,000	80,600,000	80,600,000	80,600,000	80,600,000	80,600,000
(a)	Pledged / Encumbered							
-	Number of shares	20,000,000	20,000,000	20,000,000	20,000,000	20,000,000	20,000,000	20,000,000
-	Percentage of shares (as a % of the total shareholding of promoter and promoter group)	24.81	24.81	24.81	24.81	24.81	24.81	24.81
-	Percentage of shares (as a % of the total share capital of the company)	15.91	15.91	15.91	15.91	15.91	15.91	15.91
(b)	Non - encumbered							
-	Number of shares	60,600,000	60,600,000	60,600,000	60,600,000	60,600,000	60,600,000	60,600,000
-	Percentage of shares (as a % of the total shareholding of the Promoter and Promoter group)	75.19	75.19	75.19	75.19	75.19	75.19	75.19
-	Percentage of shares (as a % of the total share capital of the company)	48.22	48.22	48.22	48.22	48.22	48.22	48.22
	Particulars	Quarter end 31.12.2014						
B	Investor Complaints							
	Pending at the beginning of the quarter	Nil						
	Received during the quarter	Nil						
	Disposed of during the quarter	Nil						
	Remaining unresolved at the end of quarter	Nil						
	Notes:							
1	The Above results were reviewed by Audit Committee on 13th February 2015 and approved by the Board of Directors in its Meeting held on 13th February 2015							
2	The auditors limited review report is annexed hereto alongwith the unaudited standalone financial results.							
3	The Company during this quarter has not received any compliant from its Registrar & Share Transfer Agent							
4	The company does not have any reportable segment in line with the Accounting Standard (AS-17)-"Segment Reporting" issued by the Institute of Chartered Accountants of India.							
5	Pursuant to the provisions of Clause 43A of Listing Agreement with Exchanges, the utilization of net proceeds of the IPO as stated in the Prospectus dated September 27th, 2011 and aggregating Rs. 6000 Lakhs is as follows:							
	Particulars	Object as per Prospectus	Actual Utilization					
	Amount received from IPO	6,000.00	6,000.00					
	Utilisation of funds (as on date)							
	Working Capital Requirement	3,500.00	4311.37*					
	Investment in Construction Equipments	930.00	118.63					
	Investment in Subsidiaries	234.52	234.52					
	General Corporate Purposes	744.16	744.16					
	Public Issue Expenses	591.32	591.32					
	*Surplus fund pending utilisation has been used temporarily in working capital							
6	The figures have been regrouped and/ or rearranged wherever considered necessary.							

For Prakash Constrowell Ltd



Prakash G Krishnan
Managing Director

Place: Nashik
Date: 13.02.2015