

PRAKASH

Constrowell Limited

Concrete Values. Concrete Solutions.

Ref. No.: PCL/2014-15/84

Date: 30.05.2015

National Stock Exchange of India Ltd.,
Exchange Plaza, 5th Floor,
Plot No. C/1, G Block,
Bandra Kurla Complex,
Bandra(E),
Mumbai - 400051.

BSE Limited,
Market Operations Dept.
P.J. Towers,
Dalal Street,
Mumbai- 400001.

Sub: Outcome of the Board Meeting held on 30th May, 2015.

Ref: PrakashConstrowell Limited, Scrip Code (NSE- PRAKASHCON& BSE- 533605).

Dear Sir/ Madam,

Pursuant to the requirements of Listing Agreement, this is to inform you that the Board of Directors of the Company at their meeting held on 30th May, 2015, at registered office of the company, where along with other matters, the Board has transacted the following:

1. Considered and approved the annual audited (standalone & consolidated) financial results for year ended 31st March, 2015 and results for the quarter ended 31st March, 2015.
2. Considered and Approved Shifting of Registered office from 6/7, Falcon Plaza, National Urdu High School Road, Near Sarda Circle, Nashik to The Exchange, Plot No. 2A, Behind Ved Mandir, Tidke Colony, Trimbak Road, Nashik- 422002.
3. Considered and approved amended Code of Conduct for Prohibition of Insider Trading in the securities in line with the provisions of Securities and Exchange Board of India (Prohibition of Insider Trading) Regulations, 2015.

In terms of clause 8(2) of Securities and Exchange Board of India (Prohibition of Insider Trading) Regulations, 2015 amended code of conduct for prohibition of insider trading is attached herewith for your record.

Kindly take the same on records and acknowledge the receipt.

For Prakash Constrowell Limited

Madhura Ubale
CS & Compliance Officer.

Encl:

1. Audited Financial Results
2. Code of conduct for prohibition of Insider trading



G. P. PIMPALIKAR & ASSOCIATES

CHARTERED ACCOUNTANTS

Flat No. S/2, 2nd floor, Late Rajendra Bhansali Sankul,
Behind Baliram Mandir, Baliram Peth, Jalgaon.

Date :

Auditor's Report On Quarterly Financial Results and Year to Date Results of the Company Pursuant to the Clause 41 of the Listing Agreement


To
Board of Directors of
Prakash Constrowell Limited

We have audited the quarterly financial results of **Prakash Constrowell Limited** for the quarter ended **31st March, 2015** and the year to date results for the period **1st April, 2014 to 31st March, 2015**, attached herewith, being submitted by the company pursuant to the requirement of clause 41 of the Listing Agreement except for the disclosures regarding 'Public Shareholding' and 'Promoter and Promoter Group Shareholding' which have been traced from disclosures made by the management and have not been audited by us. These quarterly financial results as well as the year to date financial results have been prepared on the basis of the interim financial statements, which are the responsibility of the company's management. Our responsibility is to express an opinion on these financial results based on our audit of such interim financial statements, which have been prepared in accordance with the recognition and measurement principles laid down in Accounting Standard (AS) 25, Interim Financial Reporting, issued pursuant to the Companies (Accounting Standards) Rules, 2006 as per section 211(3C) of the Companies Act, 1956 or by the Institute of Chartered Accountants of India and other accounting principles generally accepted in India.

We conducted our audit in accordance with the auditing standards generally accepted in India. Those standards require that we plan and perform the audit to obtain reasonable assurance about whether the financial results are free of material misstatement(s). An audit includes examining, on a test basis, evidence supporting the amounts disclosed as financial results. An audit also includes assessing the accounting principles used and significant estimates made by management. We believe that our audit provides a reasonable basis for our opinion.

In our opinion and to the best of our information and according to the explanations given to us these quarterly financial results as well as the year to date results:

- (i) Are presented in accordance with the requirements of clause 41 of the Listing Agreement in this regard; and
- (ii) Give a true and fair view of the net profit and other financial information for the quarter ended **31st March, 2015** as well as the year to date results for the period from **1st April, 2014 to 31st March, 2015**.



Further, we also report that we have, on the basis of the books of account and other records and information and explanations given to us by the management, also verified the number of shares as well as percentage of shareholdings in respect of aggregate amount of public shareholdings, as furnished by the company in terms of clause 35 of the Listing Agreement and found the same to be correct.

For G. P. Pimpalikar & Associates

Chartered Accountants

Firm Registration Number: 119343W

G. Pimpalikar


CA Gopal Pimpalikar

(Proprietor)

M. No. 107120

Place of Signature : Nashik

Date : 30/05/2015





G. P. PIMPALIKAR & ASSOCIATES

CHARTERED ACCOUNTANTS

Flat No. S/2, 2nd floor, Late Rajendra Bhansali Sankul,
Behind Baliram Mandir, Baliram Peth, Jalgaon.

Date :


Auditor's Report On Consolidated Year to Date Results of the Company Pursuant to the Clause 41 of the Listing Agreement

To
Board of Directors of
Prakash Constrowell Limited

We have audited the year to date consolidated financial results of **Prakash Constrowell Limited** for the consolidated year to date results for the period 1st April, 2014 to 31st March, 2015 attached herewith, being submitted by the company pursuant to the requirement of clause 41 of the Listing Agreement except for the disclosures regarding 'Public Shareholding' and 'Promoter and Promoter Group Shareholding' which have been traced from disclosures made by the management and have not been audited by us. These consolidated year to date financial results have been prepared from interim financial statements, which are the responsibility of the company's management. Our responsibility is to express an opinion on these consolidated financial results based on our audit of such interim financial statements, which have been prepared in accordance with the recognition and measurement principles laid down in Accounting Standard (AS) 25, Interim Financial Reporting, issued pursuant to the Companies (Accounting Standards) Rules, 2006 as per section 211(3C) of the Companies Act, 1956 or by the Institute of Chartered Accountants of India and other accounting principles generally accepted in India.

We conducted our audit in accordance with the auditing standards generally accepted in India. Those standards require that we plan and perform the audit to obtain reasonable assurance about whether the financial results are free of material misstatement(s). An audit includes examining, on a test basis, evidence supporting the amounts disclosed as financial results. An audit also includes assessing the accounting principles used and significant estimates made by management. We believe that our audit provides a reasonable basis for our opinion.

We did not audit the financial statements of 2 (Two) subsidiaries included in the consolidated year to date results, whose consolidated interim financial statements reflect total assets of Rs. 2,476.54 lacs as at 31st March, 2015 as well as the total revenue of Rs. 3,059.61 lacs as at 31st March, 2015. These interim financial statements and other financial information have been



audited by other auditors whose report(s) has (have) been furnished to us, and our opinion on the quarterly financial results and the year to date results, to the extent they have been derived from such interim financial statements is based solely on the report of such other auditors.


In our opinion and to the best of our information and according to the explanations given to us these consolidated year to date results:

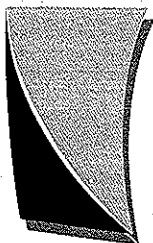
- (i) include the quarterly financial results and year to date of the following entities
 - A. Jaikumar Real Estates Private Limited
 - B. Unique Vastu-Nirman & Project Private Limited
- (ii) have been presented in accordance with the requirements of clause 41 of the Listing Agreement in this regard; and
- (iii) Give a true and fair view of the consolidated net loss and other financial information for year to date results for the period from 1st April, 2014 to 31st March, 2015.

Further, we also report that we have, on the basis of the books of account and other records and information and explanations given to us by the management, also verified the consolidated number of shares as well as percentage of shareholdings in respect of aggregate amount of consolidated public shareholdings, as furnished by the company in terms of clause 35 of the Listing Agreement and found the same to be correct.

For G. P. Pimpalikar & Associates
Chartered Accountants
Firm Registration Number: 119343W

G. Pimpalikar
CA Gopal Pimpalikar
(Proprietor)
M. No. 107120
Place of Signature : Nashik
Date : 30/05/2015





PRAKASH
Constrowell Limited

Concrete Values. Concrete Solutions.


PRAKASH CONSTROWELL LIMITED

Regd Office: 6/7, Falcon Plaza, Near Sarda Circle, National Urdu High School Road, Nashik - 422001

PART I Statement of Standalone & Consolidated Audited Results for the Quarter & Year Ended 31st March, 2015

(Rs. in Lac)

Particulars	Quarter Ended			Year Ended			
	Audited			Standalone-Audited		Consolidated-Audited	
	3 month ended	Preceding 3 month ended	Corresponding 3 month ended	Year Ended	Previous Year Ended	Year Ended	Previous Year Ended
	31.03.2015	31.12.2014	31.03.2014	31.03.2015	31.03.2014	31.03.2015	31.03.2014
1 Income							
(a) Net sales/income from operations	6,091.47	2,605.03	6,066.03	12,816.80	15,031.15	15,873.33	21,462.82
(b) Other operating income	17.84	41.61	89.75	106.11	93.95	109.18	93.96
Total	6,109.31	2,646.64	6,155.78	12,922.91	15,125.10	15,982.51	21,556.77
2 Expenditure							
(a) Cost of materials consumed & direct expenses	8,532.34	1,591.35	4,943.27	13,228.93	11,838.33	16,306.80	16,775.57
(b) Change in Inventory	(2,873.51)	638.61	167.66	(1,820.94)	1,214.88	(1,722.23)	1,210.57
(c) Employee benefits expense	48.13	76.74	63.07	225.42	298.45	345.96	399.43
(d) Depreciation and amortisation expenses	41.94	42.42	45.42	168.77	180.96	183.04	196.40
(e) Other expenses	189.68	51.99	341.12	322.24	531.51	614.49	806.17
Total	5,938.58	2,401.11	5,560.53	12,124.41	14,064.13	15,728.07	19,388.15
3 Profit / (Loss) from operations before other income, finance costs and exceptional items (1-2)	170.73	245.53	595.24	798.50	1,060.97	254.45	2,168.62
4 Other income	14.69	4.81	19.99	44.08	35.65	44.08	37.03
5 Profit / (Loss) from ordinary activities before finance costs and exceptional items (3 +/- 4)	185.42	250.34	615.23	842.57	1,096.62	298.53	2,205.65
6 Financial Costs/ Interest	30.92	112.76	45.37	340.35	327.14	569.37	453.40
7 Profit / (Loss) from ordinary activities after finance costs but before exceptional items (5 +/- 6)	154.51	137.58	569.86	502.22	769.48	(270.83)	1,752.24
8 Exceptional items	-	-	-	-	-	-	-
9 Profit / (Loss) from ordinary activities before tax (7 +/- 8)	154.51	137.58	569.86	502.22	769.48	(270.83)	1,752.24
10 Tax expense	75.25	44.64	185.45	188.07	248.37	188.47	574.35
11 Net Profit / (Loss) from ordinary activities after tax (9 +/- 10)	79.25	92.94	384.41	314.15	521.11	(459.31)	1,177.89
12 Extraordinary items(net of tax expense)	2.13	-	1.57	2.13	1.57	4.64	8.45
13 Net Profit / (Loss) for the period (11+/- 12)	77.12	92.94	382.83	312.03	519.54	(463.95)	1,169.44
14 Share of profit / (loss) of associates*							
15 Minority interest *						380.10	(318.45)
16 Net Profit / (Loss) after taxes, minority interest and						(83.85)	850.99
17 Paid-up equity share capital (Face Value of the Share Rs. 1/-)	1,256.78	1,256.78	1,256.78	1,256.78	1,256.78	1,256.78	1,256.78
18 Reserve excluding Revaluation Reserves as per balance sheet of previous accounting year	9,284.28	9,284.28	8,764.74	9,284.28	8,764.74	9,854.09	8,968.76
19 Earnings per share (EPS):							
(a) Basic and diluted EPS before Extraordinary items	0.06	0.07	0.31	0.25	0.41	(0.06)	0.94
(b) Basic and diluted EPS after Extraordinary items	0.06	0.07	0.31	0.25	0.41	(0.07)	0.93



PART II Information for the Quarter & Year Ended 31st March, 2015					
A	Particulars of Shareholding	31.03.2015	31.12.2014	31.03.2014	31.03.2015
1	Public shareholding:				
	- Number of shares	45078260	45078260	45078260	45078260
	- Percentage of shareholding	35.87	35.87	35.87	35.87
2	Promoters and Promoter Group Shareholding	80600000	80600000	80600000	80600000
	(a) Pledged / Encumbered				
	- Number of shares	20000000	20000000	20000000	20000000
	- Percentage of shares (as a % of the total shareholding of promoter and promoter group)	24.81	24.81	24.81	24.81
	- Percentage of shares (as a % of the total share capital of the company)	15.91	15.91	15.91	15.91
	(b) Non - encumbered				
	- Number of shares	60600000	60600000	60600000	60600000
	- Percentage of shares (as a % of the total shareholding of the Promoter and Promoter group)	75.19	75.19	75.19	75.19
	- Percentage of shares (as a % of the total share capital of the company)	48.22	48.22	48.22	48.22
	Particulars	Quarter end 31.03.2015			
B	Investor Complaints				
	Pending at the beginning of the quarter	Nil			
	Received during the quarter	Nil			
	Disposed of during the quarter	Nil			
	Remaining unresolved at the end of quarter	Nil			
Notes:					
1 The Above results were reviewed by Audit Committee on 30.05.2015 and approved by the Board of Directors in its Meeting held on 30.05.2015.					
2 The auditors report is annexed hereto alongwith the audited results.					
3 The Company during this quarter has not received any complaint from its Registrar & Share Transfer Agent.					
4 The company has more than one reportable segment in line with the Accounting Standard (AS-17)-"Segment Reporting" issued by the Institute of Chartered Accountants of India.					
5 Pursuant to the provisions of Clause 43A of Listing Agreement with Exchanges, the utilization of net proceeds of the IPO as stated in the Prospectus dated September 27th, 2011 and aggregating Rs. 6000 Lakhs is as follows:					
				(Rs. in Lacs)	
Particulars				Object as per Prospectus	Actual Utilization
Amount received from IPO				6000.00	6000.00
Utilisation of funds (as on date)					
Working Capital Requirement				3,500.00	4,311.07
Investment in Construction Equipments				930.00	118.93
Investment in Subsidiaries				234.52	234.52
General Corporate Purposes				744.16	744.16
Public Issue Expenses				591.32	591.32
*Surplus fund pending utilisation has been used temporarily in working capital					



6	Standalone & Consolidated Statement of Assets and Liabilities				
	Particulars	Standalone-Audited (31.03.15)	Standalone-Audited (31.03.14)	Consolidated-Audited (31.03.15)	Consolidated-Audited (31.03.14)
	EQUITY AND LIABILITIES				
A	Shareholders' funds				
1	(a) Share capital	1,256.78	1,256.78	1,256.78	1,256.78
	(b) Reserves and surplus	9,596.30	9,284.28	9,770.25	9,854.09
	(c) Money received against share warrants	-	-	-	-
	Sub-total - Shareholders' funds	10,853.08	10,541.06	11,027.03	11,110.88
	Share application money pending allotment			-	373.66
2	Minority Interest			137.40	517.50
3	Non-current liabilities				
4	(a) Long-term borrowings	-	15.13	1,283.98	1,683.35
	(b) Other long-term liabilities	568.31	394.76	627.51	449.36
	(c) Long-term provisions	45.18	44.89	45.18	44.89
	Sub-total - Non-current liabilities	613.50	454.77	1,956.67	2,177.60
	Current liabilities				
5	(a) Short-term borrowings	2,725.74	1,713.82	2,725.74	1,713.82
	(b) Trade payables	1,610.14	2,210.64	1,675.15	2,375.16
	(c) Other current liabilities	5,244.33	1,408.96	5,955.68	1,428.61
	(d) Short-term provisions	19.30	179.02	29.53	325.82
	Sub-total - Current liabilities	9,599.51	5,512.43	10,386.10	5,843.41
	TOTAL - EQUITY AND LIABILITIES	21,066.09	16,508.27	23,507.20	20,023.04
	ASSETS				
B	Non-current assets				
1	(a) Fixed assets	237.89	281.97	350.05	400.76
	(b) Non-current investments	895.77	278.57	991.74	374.54
	(c) Long-term loans and advances	2,630.66	2,480.92	2,630.91	2,481.17
	(d) Other non-current assets	527.79	602.77	525.77	600.71
	Sub-total - Non-current assets	4,292.10	3,644.23	4,498.48	3,857.18
	Current assets				
2	(a) Current investments	100.00	100.00	100.00	100.00
	(b) Inventories	5,297.79	3,476.85	5,333.53	3,611.30
	(c) Trade receivables	4,950.46	3,344.03	6,924.17	5,259.82
	(d) Cash and cash equivalents	284.73	350.90	310.13	392.72
	(e) Short-term loans and advances	6,141.00	5,592.25	6,333.16	6,793.28
	(f) Other current assets	-	-	7.74	8.74
	Sub-total - Current assets	16,773.99	12,864.03	19,008.73	16,165.86
	Misc. Expenses	-	-	-	-
3	TOTAL - ASSETS	21,066.09	16,508.27	23,507.20	20,023.04


7 The figures have been regrouped and/ or rearranged wherever considered necessary.

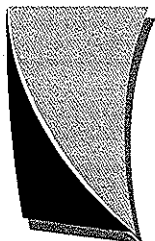
8 The figures of last quarter are the balancing figures between audited figures in respect of the full financial year and the published year to date figures upto the third quarter of the current financial year.

Place: Nashik
Date: 30th May 2015

For Prakash Constrowell Ltd

Trichur G Krishnan
Managing Director



**PRAKASH**

Constrowell Limited

Concrete Values. Concrete Solutions.


Annexure IV to Clause 41

Reporting of Segment wise Revenue, Results and Capital Employed for the Quarter & Year ended 31st March, 2015 results

(₹ in Lacs)

Sr. No.	Particulars	Quarter Ended			Satndalone	
		Audited			Audited	
		3 months ended	Preceeding 3 months ended	Corresponding 3 months ended	Year Ended	Previous Year Ended
		31.03.2015	31.12.2014	31.03.2014	31.03.2015	31.03.2014
1	Segment Revenue (net sale/income from each segment should be disclosed under this head)					
a.	Works Contract	12,067.39	-	5,770.24	12,067.39	14,676.39
b.	Other	749.41	-	295.79	749.41	354.75
c.	Unallocated	-	-	-	-	-
	Total	12,816.80	-	6,066.03	12,816.80	15,031.15
	(-) Inter Segment Revenue	-	-	-	-	-
	Net sales/Income From Operations	12,816.80	-	6,066.03	12,816.80	15,031.15
2	Segment Results (Profit)(+)/ Loss (-) before tax and interest from Each segment)#					
a.	Works Contract	746.54	-	599.01	746.54	1,042.71
b.	Other	96.03	-	16.22	96.03	53.91
c.	Unallocated	-	-	-	-	-
	Total	842.57	-	615.23	842.57	1,096.62
	(-) Interest**	340.35	-	45.37	340.35	327.14
	(-) Other Unallocable Expenditure net off	-	-	-	-	-
	(-) Un-allocable income	-	-	-	-	-
	Total Profit Before Tax	502.22	-	569.86	502.22	769.48
3	Capital Employed (Segment assets – Segment Liabilities)					
a.	Works Contract	6,707.86	-	6,117.45	6,707.86	6,117.45
b.	Others	3,039.28	-	3,217.71	3,039.28	3,217.71
c.	Unallocated	1,105.94	-	1,205.89	1,105.94	1,205.89
	Total	10,853.08	-	10,541.06	10,853.08	10,541.06

For Prakash Constrowell Ltd

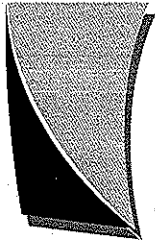
Trichur G Krishnan
Managing Director

Place: Nashik

Date: 30th May 2015

Office : 6/7, Falcon Plaza, Near Sardar Circle, National Urdu High School Road, Nashik - 422 001.

Phone : 0253 - 2590725 / 2597724, Fax : 0253 - 2597720, E-mail : info@prakashconstro.com, Website : www.prakashconstro.com

**PRAKASH**

Constrowell Limited

Concrete Values. Concrete Solutions.

Annexure IV to Clause 41**Reporting of consolidated Segment wise Revenue, Results and Capital Employed for the Year ended 31st March, 2015 results**

Sr. No.	Particulars	Consolidated	
		Audited	
		Year Ended	Previous Year Ended
		31.03.2015	31.03.2014
1	Segment Revenue (net sale/income from each segment should be disclosed under this head)		
a.	Works Contract	12,067.39	14,676.39
b.	Others	3,805.94	6,529.03
c.	Unallocated	-	257.39
	Total	15,873.33	21,462.82
	(-) Inter Segment Revenue	-	-
	Net sales/Income From Operations	15,873.33	21,462.82
2	Segment Results (Profit)(+)/ Loss (-) before tax and interest from Each segment)#		
a.	Works Contract	746.54	1,042.71
b.	Others	- 448.01	1,160.80
c.	Unallocated	-	2.14
	Total	298.53	2,205.65
	(-) Interest**	569.37	453.40
	(-) Other Unallocable Expenditure net off	-	-
	(-) Un-allocable income	-	-
	Total Profit Before Tax	- 270.83	1,752.24
3	Capital Employed (Segment assets – Segment Liabilities)		
a.	Works Contract	6,707.86	6,117.45
b.	Other	3,213.23	8,915.89
c.	Unallocated	1,105.94	1,205.89
	Total	11,027.03	16,239.24

Place: Nashik

Date: 30th May 2015

For Prakash Constrowell Ltd

Trichur G Krishnan
Managing Director