

4th February, 2021

The Secretary
B S E Ltd.
P. J. Towers, Dalal Street,
Mumbai 400 001
Company Code : 524667

The Secretary
National Stock Exchange of India Limited
Exchange Plaza, Bandra Kurla Complex,
Bandra (E), Mumbai 400 051
Company Code : SOTL-EQ

Dear Sirs,

Sub: Outcome of Board Meeting held on 4th February, 2021

Pursuant to Regulation 33, Regulation 30 read with Part A of Schedule III and all other applicable regulations, if any, of the SEBI (Listing Obligations & Disclosure Requirements) Regulations, 2015, please find attached herewith the Statement of Unaudited Financial Results and Unaudited Segment-wise Revenue, Results, Segment Assets and Segment Liabilities for the quarter and nine months ended on 31st December, 2020 of the Company along with Limited Review Report on the Unaudited Standalone Financial Results of the Statutory Auditors, G. D. Apte & Company, Chartered Accountants, Mumbai for the quarter ended 31st December, 2020.

The Meeting of the Board of Directors commenced at 11.30 a.m. and concluded at 3.30 p.m.

You are requested to take note of the same and display the same on the notice board for information of the members of the Stock Exchange and general public.

Thanking you.

Yours faithfully,
For **Savita Oil Technologies Limited**



U. C. Rege
Company Secretary & Executive V P - Legal



SAVITA OIL TECHNOLOGIES LIMITED


CIN - L24100MH1961PLC012066


66/67, Nariman Bhavan, Nariman Point, Mumbai - 400 021

Part I

Unaudited Financial Results for the Quarter and Nine Months ended 31st December, 2020

Statement of Financial Results for the quarter and nine months ended 31 December, 2020							in lakhs
Particulars		Quarter ended 31.12.2020 (Unaudited)	Quarter ended 30.9.2020 (Unaudited)	Quarter ended 31.12.2019 (Unaudited)	Nine Months ended 31.12.2020 (Unaudited)	Nine Months ended 31.12.2019 (Unaudited)	Year ended 31.3.2020 (Audited)
1	Revenue from operations						
	a) Gross Sales / Income from Operations	53,145.84	47,964.78	51,280.81	1,27,174.07	1,58,390.43	2,02,910.70
	b) Other Operating Income	345.35	172.71	525.01	751.24	1,257.33	1,706.58
	Total revenue from operations	53,491.19	48,137.49	51,805.82	1,27,925.31	1,59,647.76	2,04,617.28
2	Other Income	1,170.38	793.66	381.37	2,805.01	841.23	1,161.14
3	Total Income	54,661.57	48,931.15	52,187.19	1,30,730.32	1,60,488.99	2,05,778.42
4	Expenses						
	a) Cost of materials consumed	34,660.03	34,055.93	38,719.90	86,553.89	1,18,414.17	1,52,676.91
	b) Purchases of stock-in- trade	444.00	1,966.70	928.97	3,685.07	2,529.04	3,442.76
	c) Changes in inventories of finished goods, work-in-progress and stock-in-trade	469.01	202.68	912.00	1,238.83	2,033.64	1,444.37
	d) Employee benefits expense	1,564.68	1,547.53	1,348.19	4,520.88	4,327.38	5,658.79
	e) Finance cost	226.41	121.48	377.01	590.87	1,467.67	1,998.83
	f) Depreciation and amortisation expense	503.11	495.47	566.28	1,482.21	1,653.99	2,222.49
	g) Other Expenses	5,875.25	5,460.60	5,970.40	15,200.13	19,517.48	25,859.46
	Total Expenses	43,742.49	43,850.39	48,822.75	1,13,271.88	1,49,943.37	1,93,303.61
5	Profit from operations before exceptional items and tax (3-4)	10,919.08	5,080.76	3,364.44	17,458.44	10,545.62	12,474.81
6	Exceptional Items	-	-	-	-	-	-
7	Profit from ordinary activities before tax (5+6)	10,919.08	5,080.76	3,364.44	17,458.44	10,545.62	12,474.81
8	Tax expense						
	a) Current tax	2,692.22	1,337.75	1,298.61	4,456.67	3,265.94	3,432.04
	b) Deferred tax	116.75	(18.97)	(97.01)	59.37	(224.09)	(521.47)
	c) Provision for taxation no longer required	-	-	-	-	-	-
9	Net profit for the period after tax (7-8)	8,110.11	3,761.98	2,162.84	12,942.40	7,503.77	9,564.24
10	Other comprehensive income						
	a) Items that will not be reclassified to profit / (loss)	(8.84)	(10.92)	(24.64)	(26.51)	(45.60)	(27.97)
	b) Income tax on items that will not be reclassified to profit / (loss)	2.22	2.75	8.61	6.67	15.94	7.04
11	Total Comprehensive income (9+10)	8,103.49	3,753.81	2,146.81	12,922.56	7,474.11	9,543.31
12	Paid-up equity share capital (Face value of ` 10 each)	1,407.11	1,407.11	1,407.11	1,407.11	1,407.11	1,407.11
13	Reserves excluding Revaluation Reserves as per balance sheet of previous accounting year						85,451.37
14	Earning per share ` (Basic and Diluted)	57.64	26.73	15.24	91.98	52.88	67.55

my 

Abhena 



SAVITA OIL TECHNOLOGIES LIMITED

CIN - L24100MH1961PLC012066

66/67, Nariman Bhavan, Nariman Point, Mumbai - 400 021

Unaudited Segmentwise Revenue, Results, Segment Assets and Segment Liabilities For the Quarter and Nine Months ended 31st December, 2020

	Quarter ended 31.12.2020 (Unaudited)	Quarter ended 30.9.2020 (Unaudited)	Quarter ended 31.12.2019 (Unaudited)	Nine Months ended 31.12.2020 (Unaudited)	Nine Months ended 31.12.2019 (Unaudited)	in lakhs Year ended 31.3.2020 (Audited)
1 Segment Revenues						
Petroleum Products	53,150.66	47,172.52	51,485.03	1,26,222.77	1,56,575.27	2,01,260.82
Wind Power	556.99	1,424.20	445.17	2,763.41	3,413.56	3,958.04
Other Unallocated	953.92	334.43	256.99	1,744.14	500.16	559.56
Revenue / Income from Operations	54,661.57	48,931.15	52,187.19	1,30,730.32	1,60,488.99	2,05,778.42
2 Segment Results						
Profit before taxation and Finance Costs for each segment						
Petroleum Products	11,128.66	4,630.75	4,200.82	17,096.72	11,291.63	13,880.78
Wind Power	(316.82)	813.28	(70.24)	794.86	1,811.25	1,943.22
Total	10,811.84	5,444.03	4,130.58	17,891.58	13,102.88	15,824.00
Less: i) Finance Costs	226.41	121.48	377.01	590.87	1,467.67	1,998.83
ii) Un-allocable expenditure net off un-allocable income	(333.65)	241.79	389.13	(157.73)	1,089.59	1,350.36
	(107.24)	363.27	766.14	433.14	2,557.26	3,349.19
Total Profit before tax	10,919.08	5,080.76	3,364.44	17,458.44	10,545.62	12,474.81
3 Segment Assets						
Petroleum Products	1,04,347.11	92,738.53	1,16,402.44	1,04,347.11	1,16,402.44	1,12,722.16
Wind Power	9,289.72	9,798.95	9,439.80	9,289.72	9,439.80	8,495.38
Unallocated	29,245.82	26,126.40	11,812.20	29,245.82	11,812.20	21,912.74
Total	1,42,882.65	1,28,663.88	1,37,654.44	1,42,882.65	1,37,654.44	1,43,130.28
4 Segment Liabilities						
Petroleum Products	40,314.54	35,072.22	47,303.51	40,314.54	47,303.51	55,344.52
Wind Power	986.89	755.28	488.60	986.89	488.60	400.66
Unallocated	1,800.18	1,158.83	1,680.36	1,800.18	1,680.36	526.62
Total	43,101.61	36,986.33	49,472.47	43,101.61	49,472.47	56,271.80

Notes :

- This statement has been prepared in accordance with the Companies (Indian Accounting Standards) Rules, 2015 (as amended) (Ind AS), prescribed under Section 133 of the Companies Act, 2013 and other recognized accounting practices and policies to the extent applicable.
- The format for the above unaudited quarterly results is in accordance with SEBI circular CIR/CFD/CMD/15/2015 dated 30th November, 2015 read with circular CIR/CFD/FAC/62/2016 dated 5th July, 2016.
- The above unaudited financial results have been reviewed by the Audit Committee and approved by the Board of Directors at its meeting held on Thursday, 4th February, 2021.
- The Statutory Auditors have carried out a limited review of the financial results for the quarter ended 31st December, 2020.
- The outbreak of Novel Coronavirus (Covid-19), a Global Pandemic and consequent nation-wide lockdown had adversely impacted operations of the Company during the six months ended 30th September, 2020. The quarter under review witnessed a faster than expected economic recovery in India aided by declining Covid-19 graph resulting in healthy performance of the Company. The Company expects that with a continued decline in the Covid-19 cases the economic recovery in the country should gather momentum. The Company continues to monitor the economic effects of the pandemic while taking steps to improve its execution efficiencies and the financial outcome.
- Previous quarter's / year's figures have been regrouped / rearranged wherever necessary to conform to those of current quarter / year classification.

For Savita Oil Technologies Limited


G. N. Mehra

Chairman and Managing Director

(DIN:00296615)

Mumbai

4th February, 2021



Limited Review Report

**Review Report to
The Board of Directors
SAVITA OIL TECHNOLOGIES LIMITED.**

We have reviewed the accompanying statement of unaudited financial results of **SAVITA OIL TECHNOLOGIES LIMITED** ("the Company") for the quarter and nine months ended December 31, 2020 (the "Statement"), being submitted by the company pursuant to the requirements of Regulation 33 of the Securities Exchange Board of India (Listing Obligations and Disclosure Requirements) Regulation, 2015, as amended ("Listing Regulations").

This Statement, which is the responsibility of the Company's Management and approved by the company's Board of Directors, has been prepared in accordance with the recognition and measurement principles laid down in the Indian Accounting Standard 34 "Interim Financial Reporting" (Ind AS 34), prescribed under Section 133 of the Companies Act, 2013, and other accounting principles generally accepted in India and in compliance with Regulation 33 of the SEBI (Listing Obligations and Disclosure Requirements) Regulations, 2015 (the "Listing Regulations"). Our responsibility is to issue a report on the Statement based on our review.

We Conducted our review of the statement in accordance with the Standard on Review Engagement (SRE) 2410, "Review of Interim Financial Information performed by the independent Auditor of the Entity" issued by the Institute of Chartered Accountants of India (ICAI). A review of Interim Financial information consists of making inquiries, primarily of the Company's personnel responsible for financial and accounting matters, and applying analytical and other review procedures. A review is substantially less in scope than an audit conducted in accordance with Standards on Auditing specified under section 143(10) of the Companies Act, 2013 and consequently does not enable us to obtain assurance that we would become aware of all significant matters that might be identified in an audit. We have not performed an audit and accordingly, we do not express an audit opinion.

Based on our review conducted as stated above, nothing has come to our attention that causes us to believe that the accompanying Statement, has not disclosed the information required to be disclosed in terms of Regulation 33 of the SEBI (Listing Obligations and Disclosure Requirements) Regulations, 2015, as amended, including the manner in which it is to be disclosed, or that it contains any material misstatement.

For G. D. Apte & Co.

Chartered Accountants

Firm registration number: 100515W

CHETAN
RAMESH
SAPRE

Digitally signed
by CHETAN
RAMESH SAPRE
Date: 2021.02.04
11:56:52 +05'30'

Chetan R. Sapre

Partner

Membership No: 116952

UDIN : 21116952AAAATC9662

Place : Mumbai

Date : February 4, 2021

Mumbai Office: Windsor, 6th Floor, Office No. 604, C.S.T. Road, Kalina, Santacruz(East), Mumbai-400098,
Phone – 022 – 4922 0555; Fax – 022 – 4922 0505; Email – chetan.sapre@gdaca.com.

Pune Office: GDA House, Plot No. 85, Bhusari Colony (Right), Paud Road, Pune – 411 038,
Phone – 020 – 25280081, Fax – 020 – 25280275; Email – audit@gdaca.com.