



OM INFRA LIMITED

(Formerly known as OM METALS INFRAPROJECTS LIMITED)

CIN: L27203RJ1971PLC003414

Regd. Office: 2nd Floor, A-Block, Om Tower, Church Road, M.I. Road, Jaipur-302001

Tel:+91-141-4046666

Website: www.ommetals.com E-Mail Id: info@ommetals.com

Date: 15/07/2021

To
The Manager,
National Stock Exchange of India Limited,
Exchange Plaza , 51h Floor, Plot No. C/I, G Block,
Bandra Kurla Complex, Bandra (E),
Mumbai-400 051

Stock Code : Equity- OMINFRAL

Subjects: Reply to your mail dated 14 July, 2021 with respect to the quick result submitted to the Exchange dated 30-Jun-2021

With reference to your mail dt. 14th July,2021 with respect to the quick result submitted to the Exchange dated 30-Jun-2021, please find enclosed quick result as required.

Kindly consider the same and take on record.

For Om Infra Limited

Dharam Prakash Kothari
Chairman
DIN: 00035298





OM INFRA LIMITED

(Formerly known as OM METALS INFRAPROJECTS LIMITED)

CIN: L27203RJ1971PLC003414

Regd. Office: 2nd Floor, A-Block, Om Tower, Church Road, M.I. Road, Jaipur-302001

Tel:91-141-4046666

Website: www.ommetals.com E-Mail Id: info@ommetals.com

Date: 30th June, 2021

To,

Corporate Service Department,
Bombay Stock Exchange,
Phiroze Jeejeebhoy Towers,
Dalal Street, Mumbai-400001
Fax No. 022-
22723121/3027/2039/2061/2041

Listing Department,
National Stock Exchange Of India Limited
Exchange Plaza, C-1 Block G Bandra Kurla
Complex,
Bandra (E), Mumbai
Fax No. 022-
26598237/38;66418126

Dear Sir,

Sub: Outcome of Board Meeting Date. 30.06.2021

This is to inform you that the Board of Directors in its meeting held today on 30.06.2021, inter alia:

1. Considered and approved an audited standalone and Consolidated financial results for the quarter ended 31st March, 2021
2. Considered and approved the audited standalone and consolidated financial result for year ended 31st March, 2021.
3. Recommended a dividend of 0.40 (Rupees) per equity share for the financial year ended on 31.03.2021, subject to the approval of members in ensuing Annual General Meeting.

Also find attached herewith Standalone & Consolidated Auditor's Report along with Statement on Impact of Audit Qualification with modified opinion for the said Results.

Further, the Board Meeting commenced at 5:00 P.M. and concluded at 11:30 P.M.

Kindly take the same on your records.

Thanking You
Yours faithfully

For Om Infra Limited


Sunil Kothari
Vice Chairman
DIN:00220940



OM INFRA LIMITED

(Formerly known as OM METALS INFRAPROJECTS LIMITED)

CIN: L27203RJ1971PLC003414

Regd. Office: 2nd Floor, A-Block, Om Tower, Church Road, M.L. Road, Jalpur-302002

Tel: +91-141-4046666

Website: www.ommetals.com E-Mail Id: info@ommetals.com

ISIN – INE239D01028

Stock Code – BSE-531092

SYMBOL - NSE - OMINFRAL

Statement of audited Standalone Financial Results for the quarter and year ended 31st March 2021

PART I

(Rs. In lacs)

S. No.	PARTICULARS	STANDALONE				
		QUARTER ENDED			YEAR ENDED	
		Quarter ended 31/03/2021	Quarter ended 31/12/2020	Quarter ended 31/03/2020	Year ended 31/03/2021	Year ended 31/03/2020
		Audited	Un audited	Audited	Audited	Audited
	{1}	{2}	{3}	{4}	{5}	
1	Income					
	Income from Operations	10756.28	4381.97	5758.37	22818.16	18707.11
	Other Income	896.73	150.41	4315.95	1375.59	5340.73
	Total Income	11653.01	4532.38	10074.32	24193.75	24047.84
2	Expenses					
	(a) Cost of materials consumed	3437.76	1584.07	1063.79	6380.97	5163.47
	(b) Purchases of stock-in-trade	754.84	292.14	322.25	1396.30	856.35
	(c) Changes in inventories of finished goods, work-in-progress and stock-in-trade	1637.19	(1562.35)	1242.53	(1236.70)	1403.03
	(d) Employee benefits expense	540.39	494.77	596.55	1994.94	2235.49
	(e) Finance costs	397.68	197.22	905.07	2168.61	2284.82
	(f) Depreciation and amortisation expense	218.64	204.14	331.49	835.72	918.33
	(f) Other expenses	0.00				
	(i) Job Work	1837.49		1310.89	3893.78	3242.28
	(ii) other than job work (Any item exceeding 10% of the total expenses relating to continuing operations to be shown separately)	2543.60	2639.83	2579.50	6594.07	6100.48
	Total other expenses	4381.09	2639.83	3890.39	10487.85	9342.76
	Total Expenses	11367.59	3849.82	8352.07	22027.69	22204.25
3	Total Profit before exceptional items and tax	285.42	682.56	1722.25	2166.06	1843.59
4	Exceptional Items					
5	Total Profit before Tax	285.42	682.56	1722.25	2166.06	1843.59
7	Tax expenses					
8	Current Tax	227.06	10.00	271.98	488.50	366.98
9	Deferred tax	581.13		-353.10	581.13	-353.10
10	Total Tax Exp.	808.19	10.00	-81.12	1069.63	13.88
11	Net movement in regulatory deferral account balances related to profit or loss and the related deferred tax movement					
14	Net Profit Loss for the period from continuing operations	-522.77	672.56	1803.37	1096.43	1829.71
15	Profit (loss) from discontinued operations before tax	-16.74	-9.37	-12.04	-80.62	-59.96
16	Tax expense of discontinued operations	6.67	-2.47	-15.09	23.48	-15.09
17	Net profit (loss) from discontinued operation after tax	-10.07	-6.90	3.05	-57.14	-44.87
19	Share of profit (loss) of associates and joint ventures accounted for using equity method					
21	Total profit (loss) for period	-532.84	665.66	1806.42	1039.29	1784.84
22	Other comprehensive income net of taxes	70.70	-124.04	-424.94	-61.18	-783.58
23	Total Comprehensive Income for the period	-462.14	541.62	1381.48	978.11	1001.26
24	Total profit or loss, attributable to					
	Profit or loss, attributable to owners of parent	-532.84	665.65	1806.42	1039.29	1784.84
	Total profit or loss, attributable to non-controlling interests					
25	Total Comprehensive Income for the period attributable to					
	Comprehensive income for the period attributable to owners of parent	-462.14	541.62	1381.48	978.11	1001.26
	Total comprehensive income for the period attributable to owners of parent non-controlling interests					
26	Details of equity share capital					
	Paid-up equity share capital	963.04	963.04	963.04	963.04	963.04
	Face value of equity share capital	1.00	1.00	1.00	1.00	1.00
27	Details of debt securities					
28	Reserve excluding Revaluation reserve	63820.20	64282.35	63034.70	63820.20	63034.70
29	Earnings per share					
	Earnings per equity share for continuing operations					
	Basic earnings (loss) per share from continuing operations	1.07	0.57	1.43	1.07	1.09
	Diluted earnings (loss) per share from continuing operations	1.07	0.57	1.43	1.07	1.09
	Earnings per equity share for discontinued operations					
	Basic earnings (loss) per share from discontinued operations	-0.06	-0.01	0.00	-0.06	-0.05
	Diluted earnings (loss) per share from discontinued operations	-0.06	-0.01	0.00	-0.06	-0.05
	Earnings per equity share					
	Basic earnings (loss) per share from continuing and discontinued operations	1.02	0.56	1.43	1.02	1.04
	Diluted earnings (loss) per share from continuing and discontinued operations	1.02	0.56	1.43	1.02	1.04
30	Debt Equity Ratio					
31	Debt Service Coverage Ratio					
32	Interest Service Coverage Ratio					
33	Disclosure of notes on financial results					
Note:						

1	The above audited Results for Quarter and year ended 31 March 2021 have been reviewed by audit committee and approved by the board of Directors at their respective meeting held on 30 June 2021. The above Results have been audited by the statutory auditors of the company, as required under Regulation 33 of SEBI(Listing obligations & Disclosure Requirements) Regulations 2015. The auditor report of the statutory auditor is qualified on certain matters.
2	Newly secured project from Water Resource Department, Government of Punjab for Shapurkhandi project valued at Rs.621 cr has been started and revenue generation has started. Project is on track and is expected to be completed in the next 3 years.
3	The completion certificate for Pallacia Project in Jaipur has been applied for & the same is awaited from Jaipur Development Authority
4	PWD Rajasthan in compliance of Interim arbitration award followed by Hon'ble High court order dtd 12 Oct 20 has taken over the operation and maintenance of the two lane State highway Bhilwara Jalpur and has partially deposited bank debt in the escrow account.
5	The recent glacier burst in Ultrakhand damaged the Tapovan Vishnugarh Project of NTPC causing damage to our supplied Hydro Mechanical components and loss of 21 precious lives of our co-workers. Our work of Rs. 7 cr remained pending out of total contract value of Rs.72 cr. An estimation of loss by insurance company is awaited.
6	The company has changed the name to Om Infra Ltd without changing its core business activities. This has been done in order to reflect the core business activities of the company.
7	Being the 50th year of our Incorporation the Board of Directors have proposed Final Dividend of 40% subject to approval by shareholders in Annual General Meeting.
8	Exceptional circumstances and pandemic hit slow down in real estate sector has caused our 100% subsidiary Om Metal Consortium Pvt Ltd (SPV for Pallacia real estate project in Jalpur) to not provide interest in current year on loans taken from parent holding company and interest is requested to get deferred till normalcy prevails in Real estate market and hence the other income include rental income, bank interest and machinery hiring charges.
9	Company has some prior period items which has been adjusted in respective heads of previous year as per IND AS 8, Accounting Policies, Change in Accounting estimates and errors. Last year figures has been changed accordingly. Though changes are not such material.
10	Previous year/ quarter figures have been regrouped/reclassified/Rearranged where ever necessary.
11	The Financial Results include the results for the quarter ended 31.03.2021 being the balancing figure between the audited figures in respect of the full financial year and the published unaudited year to date figures up to the third quarter of the current financial year

For Om Infra Limited



Sunil Kothari
Vice Chairman
DIN:00220940

Place : New Delhi
Date : 30.06.2021

Other Comprehensive Income			
Particulars		3 months/ 6 month ended (dd-mm-yyyy)	Year to date figures for current period ended (dd-mm-yyyy)
A	Date of start of reporting period	01/01/2021	01/04/2020
B	Date of end of reporting period	31-03-2021	31-03-2021
C	Whether results are audited or unaudited	Unaudited	Unaudited
D	Nature of report standalone or consolidated	Standalone	Standalone
Other comprehensive income [Abstract]			
1	Amount of items that will not be reclassified to profit and loss		
Total Amount of items that will not be reclassified to profit and loss		-104.670	-104.670
2	Income tax relating to items that will not be reclassified to profit or loss	30.480	30.480
3	Amount of items that will be reclassified to profit and loss		
Total Amount of items that will be reclassified to profit and loss		144.890	13.010
4	Income tax relating to items that will be reclassified to profit or loss		
5	<u>Total Other comprehensive income</u>	<u>70.700</u>	<u>-61.180</u>



Segment wise Revenue, Results and Capital Employed

(Rs. In lacs)

S.No.	PARTICULARS	STANDALONE				
		QUARTER ENDED			YEAR ENDED	
		Quarter ended 31/03/2021 Audited	Quarter ended 31/12/2020 Un audited	Quarter ended 31/03/2020 Audited	Year ended 31/03/2021 Audited	Year ended 31/03/2020 Audited
1	Segment Revenue					
	(net sale/income from each segment should be disclosed)					
1	Engineering	10424.32	4264.54	5537.24	22198.49	17411.40
2	Real estate	1.33	1.87	0.00	3.20	0.00
3	Others	330.63	115.56	221.13	616.47	1295.71
	Total segment revenue	10756.28	4381.97	5758.37	22818.16	18707.11
	Less: Inter segment revenue	0.00	0.00	0.00	0.00	0.00
	Revenue from operations	10756.28	4381.97	5758.37	22818.16	18707.11
2	Segment Result					
	Profit (+) / Loss (-) before tax and interest from each segment					
1	Engineering	734.51	1015.05	2692.76	4747.88	4288.02
2	Real estate	37.86	-23.46	-19.39	-29.14	-109.32
3	Others	-89.28	-111.82	-46.05	-384.08	-50.29
	Total Profit before Interest & tax	683.09	879.77	2627.32	4334.66	4128.41
	i. Finance cost	397.68	197.21	905.07	2168.61	2284.82
	ii. Other unallocable expenditure net off unallocable income					
	Profit before tax	285.41	682.66	1722.25	2166.05	1843.59
3	(Segment Assets - Segment Liabilities)					
	Segment Assets					
1	Engineering	82906.73	93181.79	82832.23	82906.73	82832.23
2	Real estate	11140.10	5606.63	10580.60	11140.10	10580.60
3	Others	1654.38	-165.24	2230.89	1654.38	2230.89
	Total Segment Asset	95701.21	98623.18	95643.72	95701.21	95643.72
	Un-allocable Assets					
	Net Segment Asset	95701.21	98623.18	95643.72	95701.21	95643.72
4	Segment Liabilities					
	Segment liabilities					
1	Engineering	27112.09	29674.71	28034.44	27112.09	28034.44
2	Real estate	2637.08	2405.94	2211.95	2637.08	2211.95
3	Others	1168.80	1297.15	1399.59	1168.80	1399.59
	Total Segment Liabilities	30917.97	33377.80	31645.98	30917.97	31645.98
	Un-allocable Liabilities					
	Net Segment Liabilities	30917.97	33377.80	31645.98	30917.97	31645.98
	Capital Employed					
1	Engineering	55794.64	63507.08	54797.79	55794.64	54797.79
2	Real estate	8503.02	3200.69	8368.65	8503.02	8368.65
3	Others	485.58	-1462.39	831.30	485.58	831.30
	Disclosure of Notes on Segments					

The segment report is prepared in accordance with the Ind Accounting Standard- 108 "Operating Segments" notified by Ministry of Corporate Affairs.

Amount of Rs. 25000 lacs around has been invested in real estate and non core assets through subsidiary and associates which is reflecting in consolidated financial statements and segmentation.

The Divisional figures reclassified in terms of % of total deployment of assets and accordingly only two segments identified and balance is included in other segments


Sunil Kothari
Vice Chairman

Place : New Delhi
Date : 30.06.2021

OM INFRA LIMITED
(Formerly known as OM METALS INFRAPROJECTS LIMITED)
Balance Sheet as at 31st March,2021

(b in law)

	Notes	As at 31.03.2021	As at 31.03.2020
I ASSETS			
Non-current assets			
(a) Property, plant and equipment	4	6326.43	7097.28
(b) Investment property	5	5112.64	5119.98
(c) Capital work-in-progress		103.33	107.38
(d) Intangible assets	6	0.53	0.96
(e) Right to Use	7	349.17	500.59
(e) Financial assets			
(i) Investments	8	16154.64	16488.62
(ii) Loans	9	22676.59	22538.98
(iii) Other financial assets	10	295.60	424.77
(f) Current tax assets (Net)	11	629.64	552.53
(g) Other non-current assets	12	140.72	1671.69
Total non-current assets		51789.28	54502.78
Current assets			
(a) Inventories	13	13688.45	12178.69
(b) Financial assets			
(i) Investments			
(ii) Trade receivables	14	10570.01	9534.91
(iii) Cash and cash equivalents	15	947.16	561.49
(iv) Bank balances other than (iii) above	16	3548.86	2974.53
(v) Loans	17	10757.82	9957.18
(vi) Other Financial assets	18	96.82	23.38
(c) Other current assets	19	4302.79	5910.76
Total current assets		43911.92	41140.94
Total assets		95701.21	95643.72
II EQUITY AND LIABILITIES			
Equity			
(a) Equity share capital	20	963.04	963.04
(b) Other equity	21	63820.20	63034.70
Total equity		64783.24	63997.74
Non-current liabilities			
(a) Financial liabilities			
(i) Borrowings	22	2028.50	699.58
(ii) Other financial liabilities	23	1627.79	2306.08
(b) Provisions	24	96.17	5.92
(c) Deferred tax liabilities(Net)	25	1221.89	673.23
(d) Other Non current liability	26	1184.65	2468.36
Total non-current liabilities		6159.00	6153.17
Current liabilities			
(a) Financial liabilities			
(i) Borrowings	27	7318.25	7237.86
(ii) Trade payables	28	6266.63	4467.80
(iii) Other financial liabilities	29	1049.60	2329.07
(b) Provisions	30	124.59	58.47
(c) Other current liabilities	31	9999.90	11399.62
Total current liabilities		24758.96	25492.81
Total liabilities		30917.97	31645.98
Total equity and liabilities		95701.21	95643.72



OM INFRA LIMITED

Cash Flow Statement for the year ended as on March 31, 2021

Particulars	Year ended	
	31.03.2021	31.03.2020
1 Cash Flow from operation Activities		
A Net Profit before Taxation and Extraordinary Item		
Continuing operations	2166.05	1843.59
Discontinuing operations	-80.62	-59.96
	2085.44	1783.63
Add:-		
Depreciation	835.72	918.33
Interest	2168.61	2278.41
Non Cash Expenses	69.39	440.00
	3073.72	3636.74
Less:-		
Interest Receipt	209.84	2055.40
Dividend	0.03	0.03
Profit on sale of Fixed Assets	19.99	110.35
Non cash Income	108.40	0.00
Actual Rent Paid	38.40	0.00
Arbitration Receipt	0.00	1800.00
	376.65	3965.78
Operating Profit before working capital changes	4782.51	1454.59
Adjustments for working capital Changes:		
(Increase)/decrease of Trade and Other receivable	-1035.10	-861.42
B (Increase)/decrease of Inventories	-1509.76	1551.87
(Increase)/decrease of Other current assets	1519.94	-1154.50
(Increase)/decrease of Other Financial Assets	-73.45	-7.50
Short term Loans and Advances	-800.64	-1418.87
Increase/(decrease) of Other Financial Liabilities	-1279.47	-577.43
Increase/(decrease) of Trade and Other Payable	1798.83	234.77
Increase/(decrease) of Other Current Liabilities	-1399.71	152.34
	2003.14	-626.15
Less:-		
Direct Taxes Paid	369.12	474.95
Net cash flow from operating activities	(A) 1634.03	-1101.10



Cash flow from investing activities :

Sale of PPE	127.68	884.07
Purchase of PPE	-105.80	-598.34
Dividend Received	0.03	0.03
sale/(Purchase) of Investments	333.98	-649.81
Increase in Bank balances other than cash and cash equivalents	-574.33	135.01
Other Financial Assets	242.38	373.22
Long term Loans and Advances	-137.60	-1695.02
Interest received	209.84	3836.03
Other Non-Current Assets	1530.97	-1485.16
Net cash flow from/used in investing activities	(B) 1627.15	800.04

Cash Flow from financing activities :

Interest and Bank Commission paid	-2149.54	-2139.78
Net increase/(decrease) in Long Term Borrowings	1328.92	-2533.63
net payment to other Long Term Liabilities	-1942.67	1776.09
Increase in Short Term Borrowings	80.39	2027.23
Dividend Paid	-192.61	-240.76
Dividend Tax Paid	0.00	-50.96
Net cash used in financing activities	(C) -2875.52	-1161.82

Increase/(Decrease) in cash and cash equivalents

A. Cash Flow from Operating Activities	1634.03	-1101.10
B. Cash Flow from Investing Activities	1627.15	800.04
C. Cash Flow from Financing Activities	-2875.52	-1161.82
Net Increase / Decrease in Cash Flow During Year	385.66	-1462.88
Cash and cash equivalents at beginning of year	561.50	2024.38
Cash and cash equivalents at end of the year	947.16	561.50

Significant Accounting Policies and Notes to the financial 1&2

¹ Statement of Cash Flows has been prepared under the indirect method as set out in the Ind As 7 "Statement of Cash Flows" as specified in the Companies (Indian Accounting Standard) Rules, 2015



MAHIPAL Jain & Co.
Chartered Accountants
4B4, Ashirwad Plaza, Talwandi,
Kota - 324007 (Rajasthan)
Mob. 9829025691 Email: mahipaljainca@gmail.com

Independent Auditor's Report

To the Members of M/s. Om Infra Limited (formerly known as Om Metals Infraprojects Ltd.)

Report on the Standalone Financial Statements

Qualified Opinion

We have audited the accompanying Standalone annual financial results of **M/s. Om Infra Limited (formerly known as Om Metals Infraprojects Ltd.)** (the Company) for the year ended as on 31st march, 2021 attached herewith, being submitted by the Company pursuant to the requirement of Regulation 33 of the SEBI (Listing Obligations and Disclosure Requirements) Regulations, 2015, as amended ("Listing Regulations") in which are incorporated financial statements of Engineering and Hotel segments of the Company audited by other auditors and whose reports have been furnished to us. Our opinion, in so far as it relates to the affairs of such Segment is based solely on the report of other auditors..

In our opinion and to the best of our information and according to the explanations given to us except for the possible effects of the matter described in "Basis of Qualified Opinion" Paragraph of our report, these Standalone financial results:

- i. are presented in accordance with the requirements of Regulation 33 of the Listing Regulations in this regard; and
- ii. give a true and fair view in conformity with the recognition and measurement principles laid down in the applicable accounting standards and other accounting principles generally accepted in India of the net profit/loss and other comprehensive income and other financial information for the year ended as on 31st March, 2021.



Basis Of qualified opinion

1. We draw attention to Standalone financial statements, where the Company's non-current investments as at 31 March 2021 include investments aggregating Rs. 488.45 Lacs in a subsidiary; being considered good and recoverable by the management.

However, this Subsidiary has accumulated losses and its net worth is fully eroded. Further, this subsidiary is facing liquidity constraints due to which they may not be able to realize projections made as per their respective business plans, thus we are unable to comment upon the carrying value of these non-current investments and recoverability of the aforesaid dues and the consequential impact, if any, on the accompanying Standalone financial statements. Further we have received unaudited Financial Statements of Subsidiary for the year ended on 31.03.2021. The recoverability of the said investment is in doubtful in our opinion.

Such matter is pending and reported since 31.03.2019.

2. We draw attention to Standalone financial statements, where the Company's non-current investments as at 31 March 2021 include investments aggregating Rs. 5187.20 Lacs and advances of Rs. 10992.68 Lacs (P.y. 10702.18 Lacs) as well as non-current in two joint ventures & one associates namely Gurha Thermal Power Company Ltd. , Sanmati Infra Developers Pvt. Ltd. and Bhilwara Jaipur Toll Road Private Limited ; being considered good and recoverable by the management.

Both joint ventures has filed termination to their respective authority and claimed the amount invested and termination payments as per concession agreement. But Company's operating only on behalf of respective authority and is not booking any expenses and revenue in books after termination.

So far as this matter indicates material uncertainty about the going concern of these joint ventures. In our view, recoverability of the amount invested and advance provided not certain but no provisioning has been made against such diminishing of investment and loans. No Interest has been provided by the Company on advances grant to two joint ventures since three years.

Such Matter is pending and reported since 31.03.2019.

3. We draw attention to Standalone financial statements, where Financial Statements includes financial statements of one overseas branch and one joint ventures, whose financial statements reflect total assets of one branch Rs.512.22 Lacs as at 31 March 2021, and total revenues of Rs. 0.00 and Net Loss of one branch and one joint ventures before tax of Rs.196.53 Lacs for the year ended on that date, as considered in these Standalone financial statements. The Company had prepared separate set of statutory financial statements of these branch and



joint ventures for the years ended 31 March 2021 in accordance with accounting principles generally accepted in India. Audited financial statements of such entities are not made available to us. Our opinion in respect of these joint ventures and branch is qualified in respect of this matter.

Emphasis of Matter

We draw attention to Standalone financial statements, where

1. Company had written off a loan account of Pondicherry Sez Co. Limited amounting to Rs. 584.40 Lacs without any confirmation received from the party. In absence of any confirmation, we are unable to report any opinion on this transaction. Company again credited such amount by booking expenditure for Rs. 450.00 lacs out of which some amount paid in current year and balance will be paid in next year.
2. Income Tax Department had conducted search and seizure at the Company premises on 13th July, 2020 and documents and paper belonging to the Company has been seized by income tax department in the search and seizure and matter is under investigation. No notice for any liability has been received by the Company till date. The effect of the same cannot be ascertained right now and Company do not provide for the same in the financial statements.
3. The Ongoing project of NTPC Tapovan, which was washed away due to natural disaster on 07.02.2021 resulted in loss/damage of executed work done by the Company. Several human casualties of Company employees also occurred.

Company had already taken workmen insurance policy to meet the claims of human causality and Company has claimed such amount although such amount is partially paid to employees through NTPC Tapovan out of amount receivable by Company.

Insurance Policy of Project was under renewal with insurance Company but Insurance Company denied renewal after such damage occurred. Such matter is under litigation at high court Rajasthan where Insurance Company has been directed to appoint surveyor.

As per Company's financial statements, Amount Receivable from NTPC is Rs. 841.13 lacs and amount received as mobilization advance is Rs. 94.83 lacs Such account balances are not confirmed with NTPC due to pendency of total damage estimation at site.



4. The economic and social consequences/ disruptions, the Company is facing as a result of COVID-19 which is impacting supply/consumer demand/ financial market/personnel availability for the work, the impact of the same cannot be assessed by Company.
5. Due to COVID-19 pandemic, Company's Wholly owned subsidiary, Om Metal Consortium Private Limited approached to Company for deferment of interest charged by the Company. Company approved subsidiary's request and did not provide interest on advance. Due to such Interest, other income is understated by Rs. 19.86 Crores and Loans and advances are understated by Rs. 19.86 Crores.

Our opinion is not modified on the above matters described as Emphasis of Matter Paragraphs.

Other Matter

- (i) We did not audit the separate financial statements of five joint operations, included in these Standalone financial statements, whose financial statements reflect total assets of Rs. 8328.25 Lacs as at 31 March 2021, and total revenues of Rs. 7943.57 Lacs and Net Loss of Rs.441.62 Lacs for the year ended on that date, as considered in these Standalone financial statements. The Company had prepared separate set of statutory financial statements of these joint operations for the years ended 31 March 2021 in accordance with accounting principles generally accepted in India and which have been audited by other auditors under generally accepted auditing standards applicable in India. Our opinion in so far as it relates to the amounts and disclosures in respect of these joint operations is solely based on report of the other auditors and the conversion adjustments prepared by the management of the Company, which have been audited by us. Our opinion is not qualified in respect of this matter.
- (ii) The Company has executed an agreement to sale of Hotel Om Tower (Hotel Segment) in earlier year and whole amount against sale consideration of Rs. 3660.00 lacs has been received on various dates from the buyer of property. Company has classified such net current and noncurrent assets as held for sale under the other current assets and recognized them on lower of book value and recoverable amount which is based upon the management's prudent business practice and does not affect Company's profitability or going concern and Company recognizes net profit/loss of the Segment under profit/loss from discontinuing operations. Amount received from buyer as been treated as advance from customer against capital goods under note no 62. Further buyer has not taken possession as well as not started operation of Hotel segment till 31.03.2021.



- (iii) Company made claims against customer/parties/ subsidiaries/Joint ventures which represents work done in earlier years or loss of interest or any other matter which are either in dispute or yet to be finalized by both the parties amounting to Rs. 85484.61 lacs(P.y. Rs. 85116.86 Lacs) net off counter claims of Rs. 3278.19 lacs (P.y. Rs. 3007.72 lacs). Outcome of such claims are presently unascertainable. No adjustment has been made in the Standalone financial statements. Our opinion is not qualified in respect of this matter.
- (iv) Global Remote Intergrated Access Solutions Private Limited lodged a claim of Rs. 21.05 Lacs which is already included in point no. (iii) against Company in NCLT, is under adjudication.

Our Opinion Is not modified in respect of matters described under Emphasis of matter paragraphs.

Management's Responsibility for the Standalone Financial Statements

The Company's Board of Directors is responsible for the matters stated in section 134(5) of the Companies Act, 2013 ("the Act") with respect to the preparation of these Standalone financial statements that give a true and fair view of the financial position, financial performance, total comprehensive income, changes in equity and cash flows of the Company in accordance with the Ind AS and other accounting principles generally accepted in India. This responsibility also includes maintenance of adequate accounting records in accordance with the provisions of the Act for safeguarding of the assets of the Company and for preventing and detecting frauds and other irregularities; selection and application of accounting policies; making judgments and estimates that are reasonable and prudent; and design, implementation and maintenance of adequate internal financial controls, that were operating effectively for ensuring the accuracy and completeness of the accounting records, relevant to the preparation and presentation of the Standalone financial statements that give a true and fair view and are free from material misstatement, whether due to fraud or error.

In preparing the Standalone financial statements, management is responsible for assessing the Company's ability to continue as a going concern, disclosing, as applicable, matters related to going concern and using the going concern basis of accounting unless management either intends to liquidate the Company or to cease operations, or has no realistic alternative but to do so.

The Board of Directors are also responsible for overseeing the Company's financial reporting process.



Auditor's Responsibilities for the Audit of the Standalone Financial Statements

Our objectives are to obtain reasonable assurance about whether the Standalone financial statements as a whole are free from material misstatement, whether due to fraud or error, and to issue an auditor's report that includes our opinion. Reasonable assurance is a high level of assurance, but is not a guarantee that an audit conducted in accordance with SAs will always detect a material misstatement when it exists. Misstatements can arise from fraud or error and are considered material if, individually or in the aggregate, they could reasonably be expected to influence the economic decisions of users taken on the basis of these Standalone financial statements.

Place : Delhi

Dated : 30.06.2021

UDIN: 21403547AAAA BT5801

For Mahipal Jain & Co.

Chartered Accountants

Firm Registration No 007284C

Priyank Vijay
{CA Priyank Vijay}
Partner

M.No. 403547







Statement on Impact of Audit Qualifications for the Standalone Financial Year ended March 31, 2021

[See Regulation 33 / 52 of the SEBI (LODR) (Amendment) Regulations, 2016]

Sl. No.	Particulars	Audited Figures (as reported before adjusting for qualifications)	Adjusted Figures (audited figures after adjusting for qualifications)
1	Turnover / Total income		
2	Total Expenditure		
3	Net Profit/(Loss)		
4	Earnings Per Share		
5	Total Assets		
6	Total Liabilities		
7	Net Worth		
8	Any other financial item(s) (as felt appropriate by the management)		
	Audit Qualification (each audit qualification separately):		
	Qualification 1		
	a. Details of Audit Qualification:	<p>In the standalone financial statements, the Company's non-current investments as at 31 March 2021 include investments reporting Rs. 488.45 Lacs in a subsidiary: being considered good end recoverable by the management considering the factors stated in the aforesaid note.</p> <p>However, this Subsidiary has accumulated losses and its net worth is fully eroded. Further, this subsidiary is facing liquidity constraints due to which they may not be able to realize projections made as per their respective business plans, thus we are unable to comment upon the carrying value of these non-current investments and recoverability of the aforesaid dues and the consequential impact, if any, on the accompanying standalone financial statements, Further we have not received Financial Statements of Subsidiary for the year ended on 31.03.2021. The recoverability of the said investment is in doubtful in our opinion.</p>	
	b. Type of Audit Qualification :		
	c. Frequency of qualification:		Third
	d. For Audit Qualification(s) where the impact is quantified by the auditor, Management's Views:		
	e. For Audit Qualification(s) where the impact is not quantified by the auditor:		
	(i) Management's estimation on the impact of audit qualification:	<p>Chahel Infra structure Limited, A subsidiary, which t holding 94.46% share in the Company has incurred losses during the past years but the Board of directors are in view that the said subsidiary Company may receive projects in future based on its experience which will generate Revenue in future and such losses will be recovered. Therefore, based on certain estimates Future business plans, growth prospects and other factors, the Directors believes that the realizable amount of subsidiary is fully recoverable due to which these are considered good</p>	
	(ii) If management is unable to estimate the impact, reasons for the same:		
	(iii) Auditors' Comments on (i) or (ii) above:		

	Qualification 2	
	a. Details of Audit Qualification:	<p>In the standalone financial statements, the Company's non-current investments as at 31 March 2021 include Investments aggregating Rs. 5187.20 Lacs and advances of Rs. 10992.68 Lacs current as well as non-current in two joint ventures & one associates namely Gurha Thermal Power Company Ltd., Sanmati Infra Developers Pvt. Ltd. and Bhilwara Jaipur Toll Road Private Limited; being considered good and recoverable by the management considering the factors stated in the aforesaid note.</p> <p>Both joint ventures has filed termination to their respective authority and claimed the amount invested and termination payments as per concession agreement.</p> <p>But the company's operating only on behalf of respective authority and is not booking any expenses and revenue in books after termination. So far as this matter incicates] materia! Uncertainty about the going concern of these joint ventures. In our view, recoverability of the amount invested and advance provided not certain but no provisioning has been made against such diminishing of investment and loans. Management is of the view that such arbitration claims has merits and will be in favor of joint ventures and amount invested and advance provided will be recovered fully. No interest has been provided by the company on advances grant to two joint ventures during the year.</p>
	b. Type of Audit Qualification :	
	c. Frequency of qualification:	Thrid Time
	d. For Audit Qualification(s) where the impact is quantified by the auditor, Management's Views:	
	e. For Audit Qualification(s) where the impact is not quantified by the auditor:	
	(i) Management's estimation on the impact of audit qualification:	Such amount will be recovered once the claim filed by joint ventures get settled
	(ii) If management is unable to estimate the impact, reasons for the same:	
	(iii) Auditors' Comments on (i) or (ii) above:	
	Qualification 3	
	a. Details of Audit Qualification:	<p>Financial Statements includes financial statements of one overseas branch and one joint ventures, whose financial statements reflect total assets of one branch Rs. 512.22 Lacs as at 31 March 2021 and total revenues of Rs. 0.00 and Net Loss of one branch and two joint ventures before tax of Rs. 196.53 Lacs for the year ended on that date, as considered in these standalone financial statements. The Company had prepared separate set of statutory financial statements of these branch and joint ventures for the years ended 31, March 2021 in accordance with accounting principles generally accepted in India. Audited financial statements of such entities are not made available to us. Our opinion in respect of these joint ventures and branch is qualified in respect of this matter.</p>
	b. Type of Audit Qualification :	
	c. Frequency of qualification:	Second

d. For Audit Qualification(s) where the impact is quantified by the auditor, Management's Views:		
e. For Audit Qualification(s) where the impact is not quantified by the auditor:		
(i) Management's estimation on the impact of audit qualification:	Such Balance sheets can not be audited because pandemic and covid 19. We will get these audited after pandemic postion gets better.	
(ii) If management is unable to estimate the impact, reasons for the same:		
(iii) Auditors' Comments on (i) or (ii) above:		
Signatories:		
• CEO/Managing Director	Vikas Kothari	
• CFO	Sunil Kumar Jain	
• Audit Committee Chairman	Gopi Raman Sharma	
• Statutory Auditor	CA Priyank Vijay	
DATE: 30.06.2021 PLACE: DELHI		





OM INFRA LIMITED

(Formerly known as OM METALS INFRA PROJECTS LIMITED)

CIN: 127203RI1971PLC003114

Registered Office: 2nd Floor, A-Block, Om Tower, Church Road, M.J. Road, Jaipur-302001

Tel: +91-141-1026666

Website: www.ominfra.com E-Mail id: info@ommetals.com

ISIN – INF239D01028

Stock Code – BSE-531092

SYMBOL - NSE - OMINFRAL

Statement of audited Consolidated Financial Results for the quarter and year ended 31st March 2021

PART I

(Rs. In lacs)

S. No.	PARTICULARS	CONSOLIDATED				
		QUARTER ENDED			YEAR ENDED	
		Quarter ended 31/03/2021	Quarter ended 31/12/2020	Quarter ended 31/03/2020	Year ended 31/03/2021	Year ended 31/03/2020
		Audited	Un audited	Audited	Audited	Audited
	(1)	(2)	(3)	(4)	(5)	
1	Income					
	Income from Operations	11269.94	4667.60	5827.02	23564.16	18707.10
	Other Income	900.96	156.85	2498.00	1375.68	3525.07
	Total Income	12170.90	4824.45	8325.02	24939.84	22232.17
2	Expenses					
	(a) Cost of materials consumed	4401.07	1625.26	3244.35	8007.58	7592.99
	(b) Purchases of stock-in-trade	754.84	292.14	322.26	1396.30	856.35
	(c) Changes in inventories of finished goods, work-in-progress and stock-in-trade	-571.74	(1157.25)	(1601.61)	(4494.56)	(3824.60)
	(d) Employee benefits expense	592.51	495.57	649.05	2089.49	2372.61
	(e) Finance costs	616.81	208.70	848.97	2511.81	2460.49
	(f) Depreciation and amortisation expense	221.36	205.61	334.07	842.77	925.63
	(f) Other expenses					
	(i) Job Work	2551.19		3899.00	5334.24	3899.00
	(ii) other than job work (Any item exceeding 10% of the total expenses relating to continuing operations to be shown separately)	3013.99	2382.46	(1186.56)	6812.09	6370.10
	Total other expenses	5565.18	2382.46	2712.44	12146.33	10269.10
	Total expenses	11580.03	4052.49	6509.53	22499.72	20652.57
3	Total Profit before exceptional items and tax	590.87	771.96	1815.49	2440.12	1579.60
4	Exceptional Items					
5	Total Profit before Tax	590.87	771.96	1815.49	2440.12	1579.60
7	Tax expenses					
8	Current Tax	227.08	10.00	272.24	488.52	367.24
9	Deferred tax	824.63		-363.67	824.63	-363.67
10	Total Tax Exp.	1051.71	10.00	-91.43	1313.15	3.57
11	Net movement in regulatory deferral account balances related to profit or loss and the related deferred tax movement					
14	Net Profit Loss for the period from continuing operations	-460.84	761.96	1906.92	1126.97	1576.03
15	Profit (loss) from discontinued operations before tax	-16.74	-9.37	-12.05	-80.62	-59.96
16	Tax expense of discontinued operations	40.29	-2.47	-15.09	23.48	-15.09
17	Net profit (loss) from discontinued operation after tax	23.55	-6.90	3.04	-57.14	-44.87
19	Share of profit (loss) of associates and joint ventures accounted for using equity method	5.70	16.87	-427.37	24.51	-8.42
21	Total profit (loss) for period	-431.59	771.93	1482.59	1094.34	1522.74
22	Other comprehensive income net of taxes	70.70	-124.04	-424.94	-61.18	-783.58
23	Total Comprehensive Income for the period	-360.89	647.89	1057.65	1033.16	739.16
24	Total profit or loss, attributable to					
	Profit or loss, attributable to owners of parent	-429.27	-771.93	1483.02	1096.66	1523.36
	Total profit or loss, attributable to non-controlling interests	-2.32		-0.43	-2.32	-0.62
25	Total Comprehensive Income for the period attributable to					
	Comprehensive income for the period attributable to owners of parent	-358.57	647.89	1058.08	1035.48	739.78
	Total comprehensive income for the period attributable to owners of parent non-controlling interests	-2.32		-0.43	-2.32	-0.62
26	Details of equity share capital					
	Paid-up equity share capital	963.04	963.04	963.04	963.04	963.04
	Face value of equity share capital	1.00	1.00	1.00	1.00	1.00
27	Details of debt securities					
28	Reserve excluding Revaluation reserve	61262.88	61655.11	59221.13	61262.88	62420.02
29	Earnings per share					
	Earnings per equity share for continuing operations					
	Basic earnings (loss) per share from continuing operations	-0.40	0.68	1.54	1.13	0.82
	Diluted earnings (loss) per share from continuing operations	-0.40	0.68	1.54	1.13	0.82
	Earnings per equity share for discontinued operations					
	Basic earnings (loss) per share from discontinued operations	0.02	-0.01	0.00	-0.06	-0.05
	Diluted earnings (loss) per share from discontinued operations	0.02	-0.01	0.00	-0.06	-0.05
	Earnings per equity share					
	Basic earnings (loss) per share from continuing and discontinued operations	0.38	0.67	1.54	1.07	0.78
	Diluted earnings (loss) per share from continuing and discontinued operations	0.38	0.67	1.54	1.07	0.78
30	Debt Equity Ratio					
31	Debt Service Coverage Ratio					
32	Interest Service Coverage Ratio					
33	Disclosure of notes on financial results					
Note:						

1	The above audited Results for Quarter and year ended 31 March 2021 have been reviewed by audit committee and approved by the board of Directors at their respective meeting held on 30 June 2021. The above Results have been audited by the statutory auditors of the company, as required under Regulation 33 of SEBI (Listing obligations & Disclosure Requirements) Regulations 2015. The auditor report of the statutory auditor is qualified on certain matters
2	Company has some prior period items which has been adjusted in respective heads of previous year as per IND AS 8, Accounting Policies, Change in Accounting estimates and errors. Last year figures has been changed accordingly. Though changes are not such material.
3	IND AS -115 Revenue from Contract With Customers, mandatory for reporting periods beginning on or after April 1, 2018, replaces existing revenue recognition requirements. The application of IND AS-115 has Impacted Company's Accounting for recognition of revenue from real estate properties.
4	Previous year/ quarter figures have been regrouped/reclassified/Rearranged where ever necessary
5	The Financial Results include the results for the quarter ended 31.03.2021 being the balancing figure between the audited figures in respect of the full financial year and the published unaudited year to date figures up to the third quarter of the current financial year

For Om Infra Limited


 Sunil Kothari
 Vice Chairman
 DIN:00220940

Place : New Delhi
 Date : 30.06.2021

Segment wise Revenue, Results and Capital Employed

(Rs. In lacs)

S.No.	PARTICULARS	CONSOLIDATED				
		QUARTER ENDED			YEAR ENDED	
		Quarter ended 31/03/2021 Audited	Quarter ended 31/12/2020 Un audited	Quarter ended 31/03/2020 Audited	Year ended 31/03/2021 Audited	Year ended 31/03/2020 Audited
1	Segment Revenue					
	(net sale/income from each segment should be disclosed)					
1	Engineering	10937.98	4014.94	6657.51	22944.49	18463.01
2	Real estate	1.33	1.87	0.00	3.20	0.00
3	Others	330.63	115.56	221.13	616.47	1295.71
	Total segment revenue	11269.94	4132.37	6878.64	23564.16	19758.72
	Less: Inter segment revenue		-535.23	1051.62		1051.62
	Revenue from operations	11269.94	4667.60	5827.02	23564.16	18707.10
2	Segment Result					
	Profit (+) / Loss (-) before tax and interest from each segment					
1	Engineering	1137.35	1010.80	2702.89	5238.41	4292.32
2	Real estate	159.61	81.68	7.62	97.60	-201.94
3	Others	-89.28	-111.82	-46.05	-384.08	-50.29
	Total Profit before tax and interest	1207.68	980.66	2664.46	4951.93	4040.09
	i. Finance cost	616.81	208.70	848.97	2511.81	2460.49
	ii. Other unallocable expenditure net off unallocable income					
	Profit before tax	590.87	771.96	1815.49	2440.12	1579.60
3	(Segment Assets - Segment Liabilities)					
	Segment Assets					
1	Engineering	56249.58	85764.89	60317.31	56249.58	60317.31
2	Real estate	57755.03	31435.11	50081.60	57755.03	50081.60
3	Others	1654.38	-165.24	1603.90	1654.38	1603.90
	Total Segment Asset	115658.99	117034.76	112002.81	115658.99	112002.81
	Un-allocable Assets					
	Net Segment Asset	115658.99	117034.76	112002.81	115658.99	112002.81
4	Segment Liabilities					
	Segment Liabilities					
1	Engineering	27810.40	31154.53	27730.58	27810.40	27730.58
2	Real estate	24453.86	21964.94	20926.69	24453.86	20926.69
3	Others	1168.80	1297.15	1962.48	1168.80	1962.48
	Total Segment Liabilities	53433.06	54416.62	50619.75	53433.06	50619.75
	Un-allocable Liabilities					
	Net Segment Liabilities	53433.06	54416.62	50619.75	53433.06	50619.75
	Capital Employed					
1	Engineering	28439.18	54610.36	32586.73	28439.18	32586.73
2	Real estate	33301.17	9470.17	29154.91	33301.17	29154.91
3	Others	485.58	-1462.39	-358.58	485.58	-358.58
	Disclosure of Notes on Segments					

The segment report is prepared in accordance with the Ind Accounting Standard- 108 "Operating Segments" notified by Ministry of Corporate Affairs. Amount of Rs. 25000 lacs around has been invested in real estate and non core assets through subsidiary and associates which is reflecting in The Divisional figures reclassified in terms of % of total deployment of assets and accordingly only two segments identified and balance is included in other segments


Sunil Kothari
Vice Chairman
DIN:00220940

Place : New Delhi
Date : 30.06.2021

OM INFRA LIMITED
(Formerly known as OM METALS INFRAPROJECTS LIMITED)
Consolidated Balance Sheet as at 31st March,2021

(Rs. in Lacs)

	Notes	31.03.2021	31.03.2020
I ASSETS			
Non-current assets			
(a) Property, plant and equipment	4	7509.00	7966.63
(b) Investment property	5	5207.86	5215.20
(c) Capital work-in-progress		374.54	508.13
(d) Intangible assets	6	1.22	1.65
(e) Right to use Assets	7	349.17	500.59
(e) Goodwill		463.83	463.83
(f) Financial assets			
(i) Investments			
A. Investment in Joint venture & associates (accounted as per equity method)	8A	4587.77	4536.51
B. others	8B	2765.55	3126.28
(ii) Loans	9	2167.82	2157.09
(iii) Other financial assets	10	313.32	441.88
(g) Current tax assets (Net)	11	822.34	722.40
(h) Other non-current assets	12	140.72	1679.36
Total non-current assets		24703.15	27319.56
Current assets			
(a) Inventories	13	59414.36	54688.52
(b) Financial assets			
(i) Investments			
(ii) Trade receivables	14	10859.21	9811.00
(iii) Cash and cash equivalents	15	1294.79	707.37
(iv) Bank balances other than (iii) above	16	3557.55	2983.14
(v) Loans	17	10757.82	9957.18
(vi) Other Financial assets	18	100.87	26.94
(c) Other current assets	19	4971.86	6509.11
Total current assets		90956.47	84683.27
Total assets		115659.61	112002.82
II EQUITY AND LIABILITIES			
Equity			
(a) Equity share capital	20	963.04	963.04
(b) Other equity	21	61262.88	60420.03
Total equity		62225.92	61383.06
Non Controlling Interest			
		164.43	166.75
Non-current liabilities			
(a) Financial liabilities			
(i) Borrowings	22	3921.39	2227.19
(ii) Other financial liabilities	23	718.13	180.39
(b) Other non current Liability	24	1584.65	3798.36
(b) Provisions	25	96.17	0.00
(c) Deferred tax liabilities(Net)	26	1580.88	788.49
Total non-current liabilities		7901.23	6994.43
Current liabilities			
(a) Financial liabilities			
(i) Borrowings	27	7318.25	7237.86
(ii) Trade payables	28	7808.89	5393.37
(iii) Other financial liabilities	29	2360.45	2870.58
(b) Provisions	30	124.59	64.39
(c) Other current liabilities	31	27755.85	27892.38
Total current liabilities		45368.03	43458.57
Total liabilities		53433.69	50619.75
Total equity and liabilities		115659.61	112002.82



OM INFRA LIMITED
(Formerly known as OM METALS INFRAPROJECTS LIMITED)
Statement of Profit and loss for the year ended on 31st March, 2021

(In Rs.)

Particulars	Note No	2020-21	2019-20
I Revenue from operations	32	22818.16	18707.11
II Other Income	33	1375.59	5334.32
III Total Income		24193.75	24041.43
IV Expenses:			
Cost of materials consumed	34	6380.97	5163.47
Changes In Inventories of finished goods, work-in-progress and Stock-in-Trade	35	-1236.70	1403.03
Purchase of Stock In Trade	36	1396.30	856.35
Employee benefit expense	37	1994.94	2235.49
Financial costs	38	2168.61	2278.41
Depreciation and amortization expense	39	835.72	918.33
Other expenses	40	10487.85	9342.78
Total Expenses		22027.70	22197.84
V Profit before exceptional items and tax (III-IV)		2166.05	1843.59
VI Exceptional Item			
VII Profit/(loss) before tax (V-VI)		2166.05	1843.59
VIII Tax expense/ benefits			
(1) Current Income Tax		488.50	366.98
(2) Income Tax Foreign			0.00
(3) Deferred Tax Liability		581.13	-353.10
IX Profit/(Loss) for the year after tax		1096.42	1829.71
X Profit/(Loss) from the discontinuing operation		-80.62	-59.96
Profit/(Loss) from the discontinuing (fixed assets)			
Tax expenses/(credit) of discontinuing operation		23.48	15.09
Profit/(Loss) from the discontinuing operation (after tax)		-57.14	-44.87
XI Profit for the year		1039.28	1784.85
XII Other Comprehensive Income			
A i) Items that will not be reclassified to profit or loss			
a) Re-measurements of the defined benefit plans		-105.70	-14.23
b) Equity Instruments through Other comprehensive income		1.03	-0.43
ii) Income tax relating to items that will not be reclassified to profit or loss		30.48	3.69
Total (A)		-74.19	-10.96
B i) Items that will be reclassified to profit or loss			
(a) The effective portion of gains and loss on hedging Instruments			
(b) Changes In Foreign Currency Monetary Item translation difference account (FCMIFDA)		13.01	-772.61
ii) Income tax relating to Items that will be reclassified to profit or loss			0.00
Total (B)		13.01	-772.61
Total Other comprehensive Income / (loss) (A+B)		-61.18	-783.58
XIII Total comprehensive Income / (loss)		978.10	1001.27
Earning per equity share:			
(1) Basic		0.00	0.00
(2) Diluted		0.00	0.00



OM INFRA LIMITED
Consolidated Cash Flow Statement for the year ended March 31, 2020

Particulars	Year ended	
	31.03.2020	31.03.2019
1 Cash Flow from operation Activities		
A Net Profit before Taxation, Extraordinary Item, joint venture & Associates's Profit		
Contuning operations	2442.43	1579.59
Discontuning operations	-80.62	-59.96
	2361.81	1519.63
Add:-		
Depreciation	842.77	925.63
Interest & Finance cost	2511.81	2460.49
Non Cash Expenses	175.33	531.36
	3629.92	3917.48
Less:-		
Interest Receipt	209.95	224.83
Dividend	0.03	0.03
Non Cash income	108.40	0.00
Profit on sale of Fixed Assets	19.99	110.35
Actual Rent Paid	38.40	0.00
Arbitration receipt	0.00	1800.00
	376.76	2136.20
B Operating Profit before working capital changes	5514.97	3301.91
Adjustments for working capital Changes:		
(Increase)/decrease of Trade and Other receivable	-1048.21	-951.33
(Increase)/decrease of Inventories	-4725.84	-3394.63
(Increase)/decrease of Other current assets	1500.28	-861.31
(Increase)/decrease of Other Financial Assets	-73.93	-8.26
Short term Loans and Advances	-800.84	-1635.49
Increase/(decrease) of Other Financial Liabilities	-510.12	-527.52
Increase/(decrease) of Trade and Other Payable	2415.52	-498.33
Increase/(decrease) of Other Current Liabilities	-136.53	3091.93
	2136.51	-1483.01
Less:-		
Direct Taxes Paid	437.08	590.79
Net cash flow from operating activities	(A) 1698.43	-2073.80



<u>Cash flow from investing activities :</u>		
Sale of PPE	127.68	884.07
Purchase of PPE	-297.31	-1871.26
Dividend Received	0.03	0.03
sale/(Purchase) of Investments	309.47	-601.64
Bank balances other than cash and cash equivalents	-574.41	189.19
Other Financial Assets	128.56	372.61
Long term Loans and Advances	-10.73	1465.74
Interest received	209.95	2024.83
Profit / (loss) of Joint Venture and associates	24.51	-8.42
Other Non-Current Assets	1538.65	-1509.61
Net cash flow from/used in investing activities	(B) 1456.39	945.54
<u>Cash Flow from financing activities :</u>		
Interest and Bank Commission paid	-2492.75	-2460.49
Long Term Borrowings	1694.21	-837.27
Short Term Borrowings	80.39	2027.23
Dividend Paid	-192.61	-240.76
Other Financial Liabilities	-1656.64	180.39
Dividend Tax Paid		-50.96
Net cash used In financing activities	(C) -2567.40	-1381.87
<u>Increase/(Decrease) in cash and cash equivalents</u>		
A. Cash Flow from Operating Activities	1698.43	-2073.80
B. Cash Flow from Investing Activities	1456.39	945.54
C. Cash Flow from Financing Activities	-2567.40	-1381.87
Net Increase / Decrease in Cash Flow During Year	587.43	-2510.14
Cash and cash equivalents at beginning of year	707.36	3217.50
Cash and cash equivalents at end of the year	1294.79	707.36

Significant Accounting Policies and Notes to the financial statements 1&2

1 Statement of Cash Flows has been prepared under the indirect method as set out in the Ind As 7 "Statement of Cash Flows" as specified in the Companies (Indian Accounting Standard) Rules, 2015



MAHIPAL Jain & Co.
Chartered Accountants
4-B-4, Ashirwad Plaza, Talwandi,
Kota - 324007 (Rajasthan)
Ph. 9829025691 Email: mahipaljaincs@gmail.com

Independent Auditor's Report

To the Members of M/s. Om Infra Limited (formerly known as Om Metals Infracore Ltd.)

Report on the Consolidated Financial Statements

Qualified Opinion

We have audited the accompanying Consolidated annual financial results of M/s. Om Infra Limited (formerly known as Om Metals Infracore Ltd.) (the Group) for the year ended as on 31st march, 2021 attached herewith, being submitted by the Group pursuant to the requirement of Regulation 33 of the SEBI (Listing Obligations and Disclosure Requirements) Regulations, 2015, as amended ("Listing Regulations").

In our opinion and to the best of our information and according to the explanations given to us except for the possible effects of the matter described in "Basis of Qualified Opinion" Paragraph of our report, these Consolidated financial results:

(i) include the annual financial results of the following entities (to indicate list of entities included in the consolidation)

S.no.	Group Name	Relationship
1.	Om Infra Limited (Formerly known as Om Metals Infracore Limited)	Parent
2.	High Terrace Realty Private Limited formerly known as Om Metals Real Estate (P) Limited	Subsidiary Group
3.	Om Metals Consortium (P) Limited	Subsidiary Group
4.	Chahel Infrastructure Ltd	Subsidiary Group
5.	Worship Infracore Pvt Ltd	Subsidiary Group
6.	Gujrat Warehousing Pvt. Ltd.	Subsidiary Group



7.	Bihar Logistic Pvt. Ltd.@	Joint Venture
8.	Uttar Pradesh Logistic Pvt. Ltd	Joint Venture
9.	Bhilwara Jaipur Toll Road Pvt. Limited	Joint Venture
10.	Gurha Thermal Power Co. Ltd. (JV)	Joint Venture
11.	Ultrawave Project Private Limited Formerly known as Om Metal Infotech Private Limited	50% holding by Subsidiary (High Terrace Realty Private Limited)
12.	Mega EquitasPrivate Limited Formerly known as Om Metal Developers Private Limited	40.63% holding by Subsidiary (High Terrace Realty Private Limited)
13.	Sanmati Infra Developer Pvt. Ltd.	Associate

*The financial data of Uttar Pradesh Logistic Pvt. Ltd. And West Bengal Logistic Pvt. Ltd. are not provided by the Companies, hence not incorporated in the Consolidated Financial Statements.

ii. are presented in accordance with the requirements of Regulation 33 of the Listing Regulations in this regard; and

iii. give a true and fair view in conformity with the recognition and measurement principles laid down in the applicable accounting standards and other accounting principles generally accepted in India of the Consolidated net profit/loss and other comprehensive income and other financial information for the year ended as on 31st March, 2021.

Basis Of qualified opinion

1. We draw attention to the Consolidated financial statements, Where the Group's non-current investments as at 31 March 2021 include investments aggregating Rs. 488.45 Lacs in a subsidiary; being considered good and recoverable by the management.

However, this Subsidiary has accumulated losses and its net worth is fully eroded. Further, this subsidiary is facing liquidity constraints due to which they may not be able to realize projections made as per their respective business plans, thus we are unable to comment upon the carrying value of these non-current investments and recoverability of the aforesaid dues and the consequential impact, if any, on the accompanying Consolidated financial statements. Further we have received unaudited Financial Statements of Subsidiary for the year ended on 31.03.2021. The recoverability of the said investment is in doubtful in our opinion.

Such matter is pending and reported since 31.03.2019.



2. We draw attention to the Consolidated financial statements, Where the Group's non-current investments as at 31 March 2021 include investments aggregating Rs. 5187.20 Lacs and advances of Rs. 10992.68 Lacs (P.y. 10702.18 Lacs) as well as non-current in two joint ventures & one associates namely Gurha Thermal Power co. Ltd. , Sanmati Infra Developers Pvt. Ltd. and Bhilwara Jaipur Toll Road Private Limited ; being considered good and recoverable by the management.

Both joint ventures have filed termination to their respective authority and claimed the amount invested and termination payments as per concession agreement. But Group's operating only on behalf of respective authority and is not booking any expenses and revenue in books after termination.

So far as this matter indicates material uncertainty about the going concern of these joint ventures. In our view, recoverability of the amount invested and advance provided not certain but no provisioning has been made against such diminishing of investment and loans. No Interest has been provided by the Group on advances grant to two joint ventures since three years.

Such Matter is pending and reported since 31.03.2019. .

3. We draw attention to the Consolidated financial statements, Where Financial Statements includes financial statements of one overseas branch and one joint ventures, whose financial statements reflect total assets of one branch Rs.512.22 Lacs as at 31 March 2021, and total revenues of Rs. 0.00 and Net Loss of one branch and one joint ventures of Rs.196.53 Lacs for the year ended on that date, as considered in these Consolidated financial statements. The Group had prepared separate set of statutory financial statements of these branch and joint ventures for the years ended 31 March 2021 in accordance with accounting principles generally accepted in India. Audited financial statements of such entities are not made available to us. Our opinion in respect of these joint ventures and branch is qualified in respect of this matter.
4. Profit/loss of Group's one Associate, Sanamati Infra Developers Pvt. Limited is included with unaudited financial statements for tune to Rs. -1.77 Lacs.

Emphasis of Matter

1. Group had written off a loan account of Pondicherry Sez Co. Limited amounting to Rs. 584.40 Lacs without any confirmation received from the party. In absence of any confirmation, we are unable to report any opinion on this transaction. Group again credited such amount by booking expenditure for Rs. 450.00 lacs out of which some amount paid in current year and balance will be paid in next year.



2. Income Tax Department had conducted search and seizure at the Group premises on 13th July,2020 and documents and paper belonging to the Group has been seized by income tax department in the search and seizure and matter is under investigation. No notice for any liability has been received by the Group till date. The effect of the same cannot be ascertained right now and Group do not provide for the same in the financial statements.
3. The Ongoing project of NTPC Tapovan, which was washed away due to natural disaster on 07.02.2021 resulted in loss/damage of executed work done by the Group. Several human casualties of Group employees also occurred.

Group had already taken workmen insurance policy to meet the claims of human causality and Group has claimed such amount although such amount is partially paid to employees through NTPC Tapovan out of amount receivable by Group.

Insurance Policy of Project was under renewal with insurance Group but Insurance Group denied renewal after such damage occurred. Such matter is under litigation at high court Rajasthan where Insurance Group has been directed to appoint surveyor.

As per Group's financial statements, Amount Receivable from NTPC is Rs. 841.13 lacs and amount received as mobilization advance is Rs. 94.83 lacs Such account balances are not confirmed with NTPC due to pendency of total damage estimation at site.

4. The economic and social consequences/ disruptions, the Group is facing as a result of COVID-19 which is impacting supply/consumer demand/ financial market/personnel availability for the work, the impact of the same cannot be assessed by Group.
5. Group's one wholly owned subsidiary Group Om metal consortium private Limited claimed loss of Rs. 20.54 Crores till f.y. 2020-21 as per the provisions of Income Tax Act,1961 and Group book revenue under IND As as per Point in Time approach i.e. Whenever possession will be transferred, Group will book revenue. So Group is in loss and there is no certainty of profit and Group does not book Deferred Tax Asset in this regard.
6. Due to COVID-19 pandemic, Group's Wholly owned subsidiary, Om Metal Consortium Private Limited approached to Group for deferment of interest charged by the Group. Group approved subsidiary's request and did not provide interest on advance. Due to such Interest, other income is understated by Rs. 19.86 Crores and Loans and advances are understated by Rs. 19.86 Crores.



Our opinion is not modified in respect of the matters described in "Emphasis of Matter" Paragraphs.

Other Matter

- (i) We did not audit the separate financial statements of five joint operations, included in these Consolidated financial statements, whose financial statements reflect total assets of Rs. 5997.70 Lacs as at 31 March 2020, and total revenues of Rs. 8874.03 Lacs and Net Profit before tax of Rs.193.38 Lacs for the year ended on that date, as considered in these consolidated financial statements. The Group had prepared separate set of statutory financial statements of these joint operations for the years ended 31 March 2020 in accordance with accounting principles generally accepted in India and which have been audited by other auditors under generally accepted auditing standards applicable in India. Our opinion in so far as it relates to the amounts and disclosures in respect of these joint operations is solely based on report of the other auditors and the conversion adjustments prepared by the management of the Group, which have been audited by us. Our opinion is not qualified in respect of this matter.
- (ii) The Group has executed an agreement to sale of Hotel Om Tower (Hotel segment) in current year and whole amount against sale consideration of Rs. 3660.00 lacs has been received on various dates from the buyer of property. Group has classified such net current and noncurrent assets as held for sale under the other current assets and recognized them on lower of book value and recoverable amount which is based upon the management's prudent business practice and does not affect Group's profitability or going concern and Group recognizes net profit/loss of the segment under profit/loss from discontinuing operations. Amount received from buyer as been treated as advance from customer against capital goods under note no 62. Further buyer has not taken possession as well as not started operation in buyers' name of Hotel segment.
- (iii) Group made claims against customer/parties/ subsidiaries/Joint ventures which represents work done in earlier years or loss of interest or any other matter which are either in dispute or yet to be finalized by both the parties amounting to Rs. 85484.61 lacs(P.y. Rs. 85116.86 Lacs) net off counter claims of Rs. 3278.19 lacs (P.y. Rs. 3007.72 lacs). Outcome of such claims are presently unascertainable. No adjustment has been made in the Consolidated financial statements. Our opinion is not qualified in respect of this matter.
- (vi) Global Remote Intergrated Access Solutions Private Limited lodged a claim of Rs. 21.05 Lacs against Group in NCLT, which is under adjudication.

Management's Responsibility for the Consolidated Financial Statements

These consolidated financial results have been prepared in accordance with Consolidated annual financial statements.



The Group's Board of Directors is responsible for the matters stated in section 134(5) of the Companies Act, 2013 ("the Act") with respect to the preparation of these Consolidated financial statements that give a true and fair view of the financial position, financial performance, total comprehensive income, changes in equity and cash flows of the Group in accordance with the Ind AS and other accounting principles generally accepted in India. This responsibility also includes maintenance of adequate accounting records in accordance with the provisions of the Act for safeguarding of the assets of the Group and for preventing and detecting frauds and other irregularities; selection and application of accounting policies; making judgments and estimates that are reasonable and prudent; and design, implementation and maintenance of adequate internal financial controls, that were operating effectively for ensuring the accuracy and completeness of the accounting records, relevant to the preparation and presentation of the Consolidated financial statements that give a true and fair view and are free from material misstatement, whether due to fraud or error.

In preparing the Consolidated financial statements, management is responsible for assessing the Group's ability to continue as a going concern, disclosing, as applicable, matters related to going concern and using the going concern basis of accounting unless management either intends to liquidate the Group or to cease operations, or has no realistic alternative but to do so.

The Board of Directors are also responsible for overseeing the Group's financial reporting process.

Auditor's Responsibilities for the Audit of the Consolidated Financial Statements

Our objectives are to obtain reasonable assurance about whether the Consolidated financial statements as a whole are free from material misstatement, whether due to fraud or error, and to issue an auditor's report that includes our opinion. Reasonable assurance is a high level of assurance, but is not a guarantee that an audit conducted in accordance with SAs will always detect a material misstatement when it exists. Misstatements can arise from fraud or error and are considered material if, individually or in the aggregate, they could reasonably be expected to influence the economic decisions of users taken on the basis of these Consolidated financial statements.

Place : Delhi
Dated : 30.06.2021
UDIN: 21403547AAAABV6403

For Mahipal Jain & Co.
Chartered Accountants
Firm Registration No 007284C

Priyank Vijay
{CA Priyank Vijay}
Partner
M. No. 403547





Mahipal Jain & Co Chartered Accountants

"Ashirwad Plaza", 4 - B - 4, Talwandi
Kota - 324005 (Rajasthan)

Mob. No. 9829025691

Email: mahipaljainca@gmail.com

Annexure A

List of Entities Included in Consolidated Financial Statements

S.No.	Name of Party	Relation
1	OM METALS CONSORTIUM PRIVATE LIMITED	Subsidiary
2	WORSHIP INFRAPROJECTS LIMITED	Subsidiary
3	HIGH TERRACE REALTY PRIVATE LIMITED	Subsidiary
4	MEGA EQUITAS PRIVATE LIMITED	Step Associates
5	ULTRAWAVE PROJECTS PRIVATE LIMITED	Step Associates
6	BHILWARA JAIPUR TOLL ROAD PVT. LIMITED	Joint Venture
7	BIHAR LOGISTIC PVT. LIMITED	Joint Venture
8	GUJRAT WAREHOUSING PVT. LIMITED	Joint Venture
9	GURHA THERMAL POWER CO. LIMITED	Joint Venture
10	CHANEL INFRASTRUCTURE LIMITED	Subsidiary
11	SANMATI INFRADEVELOPER PVT. LIMITED	Joint Venture
12	OM RAY CONSTRUCTION	Joint Venture







Statement on Impact of Audit Qualifications for the Consolidated Financial Year ended March 31, 2021

[See Regulation 33 / 52 of the SEBI (LODR) (Amendment) Regulations, 2016]

Sl. No.	Particulars	Audited Figures (as reported before adjusting for qualifications)	Adjusted Figures (audited figures after adjusting for qualifications)
1	Turnover / Total income		
2	Total Expenditure		
3	Net Profit/(Loss)		
4	Earnings Per Share		
5	Total Assets		
6	Total Liabilities		
7	Net Worth		
8	Any other financial item(s) (as felt appropriate by the management)		
	Audit Qualification (each audit qualification separately):		
	Qualification 1		
	a. Details of Audit Qualification:	<p>in the standalone financial statements, the Company's non-current investments as at 31 March 2021 include investments reporting Rs. 488.45 Lacs in a subsidiary: being considered good end recoverable by the management considering the factors stated in the aforesaid note.</p> <p>However, this Subsidiary has accumulated losses and its net worth is fully eroded. Further, this subsidiary is facing liquidity constraints due to which they may not be able to realize projections made as per their respective business plans, thus we are unable to comment upon the carrying value of these non-current investments and recoverability of the aforesaid dues and the consequential impact, if any, on the accompanying standalone financial statements, Further we have not received Financial Statements of Subsidiary for the year ended on 31.03.2021. The recoverability of the said investment is in doubtful in our opinion.</p>	
	b. Type of Audit Qualification :		
	c. Frequency of qualification:		Third
	d. For Audit Qualification(s) where the impact is quantified by the auditor, Management's Views:		
	e. For Audit Qualification(s) where the impact is not quantified by the auditor:		
	(i) Management's estimation on the impact of audit qualification:	<p>Chahel Infra structure Limited, A subsidiary, which t holding 94.46% share in the Company has incurred losses during the past years but the Board of directors are in view that the said subsidiary Company may receive projects in future based on its experience which will generate Revenue in future and such losses will be recovered. Therefore, based on certain estimates Future business plans, growth prospects and other factors, the Directors believes that the realizable amount of subsidiary is fully recoverable due to which these are considered good</p>	
	(ii) If management is unable to estimate the impact, reasons for the same:		
	(iii) Auditors' Comments on (i) or (ii) above:		

Qualification 2		
a. Details of Audit Qualification:	<p>In the standalone financial statements, the Company's non-current investments as at 31 March 2021 include Investments aggregating Rs. 5187.20 Lacs and advances of Rs. 10992.68 Lacs current as well as non-current in two joint ventures & one associates namely Gurha Thermal Power Company Ltd., Sanmati Infra Developers Pvt. Ltd. and Bhilwara Jaipur Toll Road Private Limited; being considered good and recoverable by the management considering the factors stated in the aforesaid note.</p> <p>Both joint ventures has filed termination to their respective authority and claimed the amount invested and termination payments as per concession agreement.</p> <p>But the company's operating only on behalf of respective authority and is not booking any expenses and revenue in books after termination. So far as this matter incicates] materia! Uncertainty about the going concern of these joint ventures. In our view, recoverability of the amount invested and advance provided not certain but no provisioning has been made against such diminishing of investment and loans. Management is of the view that such arbitration claims has merits and will be in favor of joint ventures and amount invested and advance provided will be recovered fully. No interest has been provided by the company on advances grant to two joint ventures during the year</p>	
b. Type of Audit Qualification :		
c. Frequency of qualification:		Third Time
d. For Audit Qualification(s) where the impact is quantified by the auditor, Management's Views:		
e. For Audit Qualification(s) where the impact is not quantified by the auditor:		
(i) Management's estimation on the impact of audit qualification:		Such amount will be recovered once the claim filed by joint ventures get settled
(ii) If management is unable to estimate the impact, reasons for the same:		
(iii) Auditors' Comments on (i) or (ii) above:		
Qualification 3		
a. Details of Audit Qualification:	<p>Financial Statements includes financial statements of one overseas branch and one joint ventures, whose financial statements reflect total assets of one branch Rs. 512.22 Lacs as at 31 March 2021 and total revenues of Rs. 0.00 and Net Loss of one branch and two joint ventures before tax of Rs. 196.53 Lacs for the year ended on that date, as considered in these standalone financial statements. The Company had prepared separate set of statutory financial statements of these branch and joint ventures for the years ended 31, March 2021 in accordance with accounting principles generally accepted in India. Audited financial statements of such entities are not made available to us. Our opinion in respect of these joint ventures and branch is qualified in respect of this matter.</p>	
b. Type of Audit Qualification :		
c. Frequency of qualification:		Second
d. For Audit Qualification(s) where the impact is quantified by the auditor, Management's Views:		
e. For Audit Qualification(s) where the impact is not quantified by the auditor:		

(i) Management's estimation on the impact of audit qualification:	Such Balance sheets can not be audited because pandemic and covid 19. We will get these audited after pandemic postion gets better.	
(ii) If management is unable to estimate the impact, reasons for the same:		
(iii) Auditors' Comments on (i) or (ii) above:		
Qualification 4		
a. Details of Audit Qualification:	Profit & Loss of company's one Associate, Sanmati Infra Developer Pvt. Limited is included with unaudited finacial statements for tune Rs.-1.77 Lacs.	
b. Type of Audit Qualification :		
c. Frequency of qualification:	Second	
d. For Audit Qualification(s) where the impact is quantified by the auditor, Management's Views:		
e. For Audit Qualification(s) where the impact is not quantified by the auditor:		
(i) Management's estimation on the impact of audit qualification :	Such Balance sheets can not be audited because pandemic and covid 19. We will get these audited after pandemic postion gets better.	
(ii) If management is unable to estimate the impact, reasons for the same:		
(iii) Auditors' Comments on (i) or (ii) above:		
Signatories:		
•CEO/Managing Director	Vikas Kothari	
•CFO	Sunil Kumar Jain	
•Audit Committee Chairman	Gopi Raman Sharma	
•Statutory Auditor	CA Priyank Vijay	
DATE: 30.06.2021 PLACE: DELHI		

