

10<sup>th</sup> November, 2024.

To,  
The Manager - Listing Department  
National Stock Exchange of India Limited  
Exchange Plaza, Plot No. C/1, G Block,  
Bandra Kurla Complex,  
Bandra (East), Mumbai - 400 051.

**Reference: - Omfurn India Limited.**  
**NSE Code: OMFURN.**  
**ISIN: INE338Y01016**

Dear Sir(s),

**Sub: Revised Outcome of the Proceeding of the Board Meeting held on Saturday, 9<sup>th</sup> November, 2024- Disclosure of information under Securities and Exchange Board of India (Listing Obligations and Disclosure Requirements) Regulations, 2015.**

With reference to above captioned subject, we wish to inform you that we have noticed an error in the cashflow statement filed for the half year ended on 30<sup>th</sup> September, 2024. Inadvertently, the figure with respect to purchase of fixed assets as mentioned was i.e Rs. 429.89 lakhs instead of Rs. -685.37 lakhs. Rest all the amounts and figures mentioned earlier remains same.

Kindly take the same on record and acknowledge the receipt.

**For Omfurn India Limited**

**Dhara Pratik Shah**  
**Company Secretary**  
**ACS29177**

Encl.: As above



Independent Auditor's Limited Review Report on unaudited half yearly Financial Results of Omfurn India Limited in pursuant to the Regulation 33 of the SEBI (Listing Obligations and Disclosure Requirements - LODR) Regulations, 2015.

To,

The Board of Directors,  
Omfurn India Limited.

We have reviewed the accompanying statement of unaudited financial results of Omfurn India Limited ("The Company") for the half year ended September 30, 2024 ("The statement"), being submitted by the company pursuant to the requirements of Regulations of Regulations 33 of the SEBI (Listing Obligations and Disclosure Requirements ) Regulations, 2015. This statement is the responsibility of the Company's management and has been approved by the Board of Directors. Our responsibility is to issue a report on these financial statements based on our review.

We have conducted our review in accordance with the Standard on Review Engagement (SRE) 2410 Review of Interim Financial Information performed by Independent Auditor of the Entity. This standard requires that we comply with ethical requirements and plan and perform the audit to obtain reasonable assurance about whether these statements are free of material misstatement. A review is limited primarily to inquiries of Company personnel and analytical procedures applied to financial data and thus it provides less assurance than an audit. We have not performed an audit and accordingly, we do not express an audit opinion.

Based on our review conducted as above, nothing has come to our attention that causes us to believe that the accompanying statement of unaudited financial results prepared in accordance with applicable accounting standards and other recognised accounting practices and policies has not disclosed the information required to be disclosed in terms of Regulation 33 of the SEBI (Listing Obligations and Disclosure Requirements ) Regulations, 2015 including the manner in which it is to be disclosed or that it contains any material misstatement.

For Ashok Shetty & Co  
Chartered Accountants  
FRN: 0117134W


*Ashok Shetty*  
CA Ashok Shetty  
Partner

M.No. 102524

Place: Mumbai

Date: 09/11/2024

UDIN: 24102524BK BMMU1170



# OMFURN INDIA LIMITED

Reg office: 109, Gundecha Industrial Complex, Akurli Road, Kandivali (East), Mumbai 400101  
Phone: 022-42108900; Email: omfurn@omfurnindia.com  
CIN : L20200MH1997PLC111887

Unaudited Standalone Balance Sheet as at September 30, 2024

(Amount in Lakh)

Particulars	Note No	Six month ended		Year ended
		As at 30-Sep-24	As at 30-Sep-23	As at 31-Mar-24
<b>A Equity and Liabilities</b>				
<b>1 Shareholders' Funds</b>				
(a) Share Capital	3	1177.44	681.20	1,177.44
(b) Reserves and Surplus	4	4,396.48	2183.06	4,056.91
		<b>5573.92</b>	<b>2864.26</b>	<b>5,234.35</b>
<b>2 Non-Current Liabilities</b>				
(a) Long-Term Borrowings	5	-	142.94	90.87
(b) Other Long-Term Liabilities	6	40.60	40.60	40.60
(c) Deferred Tax Liabilities (Net)		33.12	42.20	33.12
		<b>73.72</b>	<b>225.74</b>	<b>164.58</b>
<b>3 Current Liabilities</b>				
(a) Short-Term Borrowings	7	1,453.42	1747.46	1,444.31
(b) Trade Payables	8			
(i) Total outstanding due to MSME Units		430.05	11.36	149.04
(ii) Total outstanding due to Other than MSME Units		649.48	1131.27	798.42
(c) Other Current Liabilities	9	169.04	459.67	411.07
(d) Short-Term Provisions	10	210.06	387.60	227.86
		<b>2912.05</b>	<b>3737.36</b>	<b>3,030.70</b>
<b>TOTAL</b>		<b>8559.69</b>	<b>6827.36</b>	<b>8,429.63</b>
<b>B Assets</b>				
<b>1 Non-Current Assets</b>				
<b>(a) Property, Plant and Equipment and Intangible Assets</b>				
Property, Plant and Equipment	11	1,698.17	1054.33	1,374.24
Intangible Assets		20.15	23.82	22.26
Capital Work-in-Progress		127.21	-	-
(b) Non-Current Investments	12	154.21	141.56	116.60
(c) Long-Term Loans & Advances	13	60.02	169.47	131.02
(d) Other Non-Current Assets	14	65.57	136.36	153.94
		<b>2,125.34</b>	<b>1,525.54</b>	<b>1,798.06</b>
<b>2 Current Assets</b>				
(a) Inventories	15	2,040.52	2045.89	2,028.22
(b) Trade Receivables	16	2,590.59	2505.27	2,235.85
(c) Cash & Cash Equivalents	17	1,601.78	443.08	2,184.32
(d) Short-Term Loans & Advances	18	201.46	307.59	183.18
		<b>6,434.35</b>	<b>5,301.82</b>	<b>6,631.57</b>
<b>TOTAL</b>		<b>8,559.69</b>	<b>6,827.36</b>	<b>8,429.63</b>

See accompanying notes to the Financial Results

As per our report on even date

For Ashok Shetty & Co.

Chartered Accountants

FRN 0117134W

CA. Ashok Shetty


Partner

MRN - 102524

Place: Mumbai

Dated: November 09, 2024

UDIN: 24102524BKBMU1170



For Omfurn India Limited

R C Vishwakarma

Managing Director

DIN - 00091492

## OMFURN INDIA LIMITED

Reg office: 109, Gundecha Industrial Complex, Akurli Road, Kandivali (East), Mumbai 400101  
Phone: 022-42108900; Email: omfurn@omfurnindia.com  
CIN : L20200MH1997PLC111887

Unaudited Financial Results for the half year ended September 30, 2024

(Amount in Lakh)

Particulars	Note No	Half Year Ended		Year Ended
		As at 30-Sep-24	As at 30-Sep-23	Mar 31, 2024
<b>Continuing Operations</b>				
1 Revenue from Operations	19	4,039.38	4,417.99	8,028.82
2 Other Income	20	74.26	56.79	108.88
<b>Total Income</b>		<b>4,113.64</b>	<b>4,474.78</b>	<b>8,137.69</b>
<b>3 Expenses</b>				
(a) Cost of Materials consumed	21	2,467.57	3,425.43	6,160.01
(b) Changes in Inventories	22	111.85	(206.18)	(396.25)
(c) Employee Benefit Expense	23	429.09	364.95	793.40
(d) Finance Costs	24	102.04	83.49	217.38
(e) Other Expenses	25	436.43	332.83	735.07
(f) Depreciation and Amortisation Expense	11	107.77	63.93	138.01
<b>Total Expenses</b>		<b>3,654.76</b>	<b>4,064.45</b>	<b>7,647.62</b>
4 Profit / (Loss) Before Tax		458.89	410.33	490.07
<b>5 Tax Expenses:</b>				
(a) Current Tax Expense for the year		119.31	107.00	122.50
(b) Deferred Tax			10.35	1.26
(c) Tax adjustment relating to earlier years			-	-
<b>Total Tax Expense</b>		<b>119.31</b>	<b>117.35</b>	<b>123.76</b>
6 Profit/ (Loss) for the period		339.58	292.98	366.31
<b>7 Earnings per Equity Share</b>				
Basic and Diluted	26	4.12	4.30	4.45


See accompanying notes to the Financial Results

As per our report on even date  
For Ashok Shetty & Co.  
Chartered Accountants  
FRN 0117134W

CA. Ashok Shetty  
Partner  
MRN - 102524  
Place: Mumbai

Dated: November 09, 2024

UDIN: 24102524 BK BMM U 1170



For Omfurn India Limited

R C Vishwakarma  
Managing Director  
DIN - 00091492

**OMFURN INDIA LIMITED**

Reg office : 109, Gundecha Industrial Complex, Akurli Road, Kandivli (East), Mumbai 400101

Phone: 022-42108909, Email: ocfurn@omfurnindia.com

CIN: L28290MH1907PLC111897

**Cash Flow Statement for the half year ended September 30, 2024**

Particulars	(Amount in Lakh)		
	For the period ended 30th Sep 2024	For the period ended 30th Sep 2023	For the year ended 31st Mar 2024
<b>(A) Cash flow from operating activities</b>			
Net Profit / (Loss) before tax	456.89	410.32	450.07
<u>Adjustments for:</u>			
Depreciation and amortisation	107.77	63.93	138.01
Interest on Bank Deposits	(37.08)	(10.12)	(24.67)
Gain/Loss on sale of Fixed Assets	0.30	-	(1.40)
Interest & Finance Charges	102.04	83.49	217.38
Sundry balances written off	-	-	0.22
Net gain/ (loss) on foreign currency transactions	-	-	-
Operating profit before working capital changes	631.92	547.62	819.61
<u>Movements in Working Capital</u>			
(Increase)/ Decreases in Trade receivables	(354.75)	(590.11)	(320.91)
(Increase)/ Decreases in Inventories	(12.30)	(162.59)	(144.93)
(Increase)/ Decreases in Short-term loans and advances	(18.28)	(126.77)	(2.37)
(Increase)/ Decreases in Long Term Loans & Advances	70.99	(66.42)	(27.97)
(Increase)/ Decreases in Other Non-Current Assets	88.37	(11.98)	(29.56)
Increase/ (Decrease) in Trade payables	132.07	(58.10)	(251.27)
Increase/ (Decrease) in Short Term Borrowings	0.11	1,015.28	712.11
Increase/ (Decrease) in Short Term Provisions	(17.81)	187.01	27.28
Increase/ (Decrease) in Other current liabilities	(242.02)	(77.17)	(125.77)
<b>Cash Generated from Operations</b>	287.31	658.75	656.22
Less: Tax paid	119.31	107.00	122.50
<b>Net Cash generated from Operating Activities</b>	168.00	551.75	533.72
<b>(B) Cash flow from investing activities</b>			
Purchase of Fixed assets/ Capital work in progress	(685.37)	(457.11)	(438.54)
Sale of Fixed assets/ Subsidy received on Capital Assets	2.29	-	1.80
Interest on Bank Deposits	37.08	10.12	24.67
Investment in Non Current Investments	88.37	(31.13)	(6.17)
<b>Net Cash Generated from Investing Activities</b>	(557.63)	(66.72)	(418.24)
<b>(C) Cash flow from financing activities</b>			
Issue of Share Capital (Net of share issue expenses)	-	-	2,296.77
Interest & Finance Charges	(102.04)	(83.49)	(217.38)
Long Term Borrowings	(90.87)	(262.95)	(315.03)
Other Long-Term Liabilities	-	-	-
<b>Net cash generated from Financing Activities</b>	(192.91)	(346.44)	1,764.36
<b>Net Increase/(Decrease) in cash &amp; cash equivalent</b>	(582.54)	138.59	1,879.84
Add: Cash & Cash equivalent at the beginning of the period	2,184.32	304.48	304.48
<b>Cash &amp; Cash equivalent at the end of the period</b>	1,601.78	443.07	2,184.32
<u>Components of cash &amp; cash equivalent:</u>			
Cash in hand	0.29	-	0.16
Balances with banks	1,601.48	-	2,184.16
<b>Cash &amp; Cash equivalent considered for cash flow statement</b>	1,601.78	-	2,184.32

See accompanying notes to the Financial Results

As per our report on even...

For Ashok Shetty & Co

Chartered Accountants

FRN 0117134W


Mumbai

CA. Ashok Shetty

Partner

MRN - 102524

Place: Mumbai



For Omfurn India Limited

R C Vishwakarma

Managing Director

DIN - 00091492

UDIN: 240125248KBMMU1170

Date: 9.11.2024

**Notes to unaudited Financial Results for Half Year ended September 30, 2024**

---

1. The Financial Results are prepared in accordance with the Accounting Standards prescribed under section 133 of the Companies Act, 2013 read with Rule 7 of the Companies (Accounting) Rules, 2014 ( as amended) and other recognized accounting practices and policies as applicable.
2. The above results for the half year ended September 30, 2024 were reviewed by Audit committee and were approved and taken on record by the Board of Directors in their meeting held on November 09, 2024.
3. Basic and Diluted EPS for the half year ended September 30,2024 is calculated on the basis of 1,17,74,400 equity shares.
4. The company's business activity falls within a single primary business segment viz. manufacturing and supply of furniture items and other related devices. Also, the Company is operating in only in the Indian market; hence there is no geographic/ secondary segment. Accordingly, no disclosure is required under AS 17- Segment Reporting.
5. Previous year figures have been regrouped/ rearranged wherever necessary to correspond with the current year's classification/ disclosures.

**For Omfurn India Limited**



**R.C Vishwakarma**

Managing Director

Din- 00091492