



ऑयल इंडिया लिमिटेड Oil India Limited

भारत सरकार के अधीन
एक महारत्न सीपीएसई
A Maharatna CPSE under
Government of India

निगमित कार्यालय/Corporate Office

ऑयल हाउस/OIL House,
प्लॉट नं./Plot No. 19, सेक्टर/Sector-16A,
नोएडा/Noida-201301 (उ.प्र.) (U.P.)
फोन/Phone: +91-120-2419000
ई-मेल/E-mail: oilindia@oilindia.in

Ref. No. OIL/SEC/32-33/NSE-BSE

Dated: 13.05.2026

National Stock Exchange of India Limited Exchange Plaza, Plot No. C/1, G Block, Bandra Kurla Complex, Bandra (E), Mumbai - 400 051 Symbol: OIL	BSE Limited Department of Corporate Service Phiroze Jeejeebhoy Towers Dalal Street Mumbai - 400 001 Security Code: 533106
--	---

Sub: Outcome of Board Meeting

Sir / Madam,

Pursuant to the SEBI Circular No. SEBI/HO/CFD/CFD-PoD-2/CIR/P/2024/185 dated 31st December, 2024 read with BSE Circular No. 20250402-15 and NSE Circular No. NSE/CML/2025/20 dated 2nd April 2025, it is hereby informed that the **Board of Directors of the Company in its Meeting held today i.e on 13th May, 2026, has inter-alia considered and approved the following business items:-**

- a) **Integrated Financials** - Audited Financial Results for the Quarter and Year ended 31st March, 2026 on Standalone and Consolidated basis along with the Report (s) of the Auditors thereon.

Further, in terms of SEBI Circular dated 31.12.2024, the following disclosures are also being submitted:

- Statement on deviation or variation for proceeds of public issue, rights issue, preferential issue, qualified institutions placement etc.
 - Default on loans and debt securities
- } **Annexed**

- b) **Recommendation of Final Dividend for the year 2025-26**

Recommended Final Dividend of ₹ 1/- per share (i.e. @ 10% of paid-up equity share capital) for the financial year 2025-26 subject to approval of the shareholders at the ensuing Annual General Meeting (AGM). The Final Dividend 2025-26 would be paid within 30 days from the date of its declaration at the AGM. The Record Date for payment of final dividend would be fixed and intimated in due course.

- c) Joint Venture Agreement (JVA) between OIL Green Energy Limited (Wholly Owned Subsidiary of OIL) and Hindustan Waste Treatment Private Limited (HWTPL) to form a Joint Venture Company (JVC) to act as an execution vehicle for development, implementation and operation of Compressed Biogas (CBG) Projects.

The Board Meeting commenced at 12:00 Noon and concluded at 05:40 P.M.

This is for your information & records please.

Thanking you,

Yours faithfully,
For Oil India Limited

A.K. Sahoo
Company Secretary &
Compliance Officer

Encl: As above

GOPAL SHARMA & CO
Chartered Accountants
Office No. 9, G K Tower
A. T. Road, Bharalumukh
Guwahati - 781 001

RKP ASSOCIATES
Chartered Accountants
"Parmeshwari", 508, 5th Floor
Chatribari Road
Guwahati- 781 001

Independent Auditors' Report on the audited Standalone Financial Results of Oil India Limited ("the Company") for the quarter and year ended on 31st March' 2026 Pursuant to the requirements of Regulations 33 and 52 of the SEBI (Listing Obligations and Disclosure Requirements) Regulations, 2015, as amended.

To,
The Board of Directors of,
OIL India Limited
Report on the Audit of the Standalone Financial Results

1. Opinion


We have audited the accompanying statement of Standalone Financial Results of Oil India Limited ("the Company") for the quarter and year ended 31st March' 2026 (hereinafter referred to as "the Statement") attached herewith, being submitted by the Company pursuant to the requirements of Regulations 33 and 52 of the SEBI (Listing Obligations and Disclosure Requirements) Regulations, 2015, as amended from time to time ("the Listing Regulations").

In our opinion and to the best of our information and according to the explanations given to us the statement:

- a) is presented in accordance with the requirements of Regulation 33 and Regulation 52 of the Listing Regulations in this regard, and
- b) gives a true and fair view in conformity with the recognition and measurement principles laid down in the applicable Indian Accounting Standards and other accounting principles generally accepted in India of the net profit and other comprehensive income and other financial information for the quarter and the year ended on 31st March' 2026.

2. Basis for Opinion

We conducted our audit of the Standalone Financial Results in accordance with the Standards on Auditing ("SA"s) specified under section 143(10) of the Companies Act, 2013. Our responsibilities under those Standards are further described in the Auditor's Responsibilities for the Audit of the Standalone Financial Results section of our report. We are independent of the Company in accordance with the Code of Ethics issued by the Institute of Chartered Accountants of India ("ICAI") together with the ethical requirements that are relevant to our audit of the Standalone Financial Results under the provisions of the Companies Act, 2013 and the Rules made thereunder, and we have fulfilled our other ethical responsibilities in accordance with these requirements and the ICAI's Code of Ethics. We believe that the audit evidence we have obtained is sufficient and appropriate to provide a basis for our audit opinion on the Standalone Financial Results.



Cont'd...

3. Emphasis Of Matter

We draw attention to the following matters in the notes to the Standalone Financial Results.


- a. **Note No. 5** states that the rate for Crude Oil forward pumping segment has undergone revision with effect from FY 2018-19 with M/s Numaligarh Refinery Limited (NRL). An amount of ₹ 263.11 crore being the arrear transportation income of the above segment upto 31st March, 2025 has been considered during the current financial year.
- b. **Note No. 7** regarding provision towards Service Tax / GST liability on royalty on Crude Oil and Natural Gas, under the Oil Fields (Regulation & Development) Act, 1948 provided for the quarter ended March' 2026 amounting to ₹ 243.79 crore which includes an interest of ₹ 96.97 crore (₹ 865.12 crore including interest of ₹ 360.42 crore for the year ended 31st March' 2026). The total amount provided on account of disputed service tax/GST on royalty till 31st March' 2026 is ₹ 4,753.77 crore.

Our opinion on the Standalone Financial Results is not modified in respect of these matter.

4. Management's Responsibilities for the Standalone Financial Results

This statement, which is responsibility of the Company's Management and approved by the Board of Directors, has been prepared based on the related annual Standalone Financial Results of the Company. The Company's Board of Directors are responsible for the preparation and presentation of the Standalone Financial Results that give a true and fair view of the net profit and other comprehensive income and other financial information in accordance with the recognition and measurement principles laid down in Indian Accounting Standards (Ind AS) prescribed under section 133 of the Companies Act, 2013 as amended, read with relevant rules issued there under and other accounting principles generally accepted in India and in compliance with Regulation 33 and Regulation 52 of the Listing Regulations.

This responsibility also includes maintenance of adequate accounting records in accordance with the provisions of the Act for safeguarding the assets of the Company and for preventing and detecting frauds and other irregularities; selection and application of appropriate accounting policies; making judgements and estimates that are reasonable and prudent; and design, implementation and maintenance of adequate Internal Financial Controls that were operating effectively for ensuring the accuracy and completeness of the accounting records, relevant to the preparation and presentation of the Standalone Financial Results that give a true and fair view and are free from material misstatement, whether due to fraud or error.



Cont'd...

Cont'd...

In preparing the Standalone Financial Results, the Board of Directors are responsible for assessing the Company's ability to continue as a going concern, disclosing, as applicable, matters related to going concern and using the going concern basis of accounting unless the Board of Directors either intends to liquidate the Company or to cease operations, or has no realistic alternative but to do so.

The Board of Directors are also responsible for overseeing the Company's financial reporting process.

5. Auditor's Responsibilities for the Audit of the Standalone Financial Results

Our objectives are to obtain reasonable assurance about whether the Standalone Financial Results are free from material misstatement whether due to fraud or error, and to issue an auditor's report that includes our opinion. Reasonable assurance is a high level of assurance, but is not a guarantee that an audit conducted in accordance with SAs will always detect a material misstatement when it exists. Misstatements can arise from fraud or error and are considered material if, individually or in the aggregate, they could reasonably be expected to influence the economic decisions of users taken based on these Standalone Financial Results.

As part of an audit in accordance with SAs, we exercise professional judgement and maintain professional scepticism throughout the audit. We also:

- i. Identify and assess the risks of material misstatement of the Standalone Financial Results, whether due to fraud or error, design and perform audit procedures responsive to those risks, and obtain audit evidence that is sufficient and appropriate to provide a basis for our opinion. The risk of not detecting a material misstatement resulting from fraud is higher than for one resulting from error, as fraud may involve collusion, forgery, intentional omissions, misrepresentations, or the override of internal control.
- ii. Obtain an understanding of internal controls relevant to the audit in order to design audit procedures that are appropriate in the circumstances. Under section 143(3)(i) of the Companies Act, 2013, we are also responsible for expressing our opinion through a separate report on the complete set of Financial Statements on whether the Company has adequate internal financial controls system in place and the operating effectiveness of such controls.
- iii. Evaluate the appropriateness of accounting policies used and the reasonableness of accounting estimates and related disclosures made by the Board of Directors.



Cont'd...

iv. Conclude on the appropriateness of the Board of Director's use of the going concern basis of accounting and, based on the audit evidence obtained, whether a material uncertainty exists related to events or conditions that may cast significant doubt on the Company's ability to continue as a going concern. If we conclude that a material uncertainty exists, we are required to draw attention in our auditors' report to the related disclosures in the Standalone Financial Results or, if such disclosures are inadequate, to modify our opinion. Our conclusions are based on the audit evidence obtained up to the date of our auditors' report. However, future events or conditions may cause the Company to cease to continue as a going concern.

v. Evaluate the overall presentation, structure and content of the Standalone Financial Results, including the disclosures, and whether the Standalone Financial Results represent the underlying transactions and events in a manner that achieves fair presentation.

We communicate with those charged with governance regarding, among other matters, the planned scope and timing of the audit and significant audit findings, including any significant deficiencies in internal control that we identify during our audit.

We also provide those charged with governance with a statement that we have complied with relevant ethical requirements regarding independence, and to communicate with them all relationships and other matters that may reasonably be thought to bear on our independence, and where applicable, related safeguards.

6. Other Matter:

1. The Standalone Financial results and other financial information include Company's proportionate share in joint ventures/operations in respect of assets ₹ 4,209.31 crore, liabilities ₹ 2,139.19 crore, expenses ₹ 3,173.67 crore, income ₹ 270.17 crore and the elements making up the Statement of Cash Flow and related disclosures as at 31st March' 2026 which is based on 39 audited 66 unaudited statements from the operator and certified by the management. Out of these 66 unaudited statements 49 are relinquished.
2. We have also placed reliance on technical/ commercial evaluation by the management in respect of categorization of wells as exploratory, development, producing and dry well, allocation of cost incurred on them, impairment, liability for decommissioning cost, liability under New Exploration Licensing Policy (NELP)/ Hydrocarbon Exploration and Licensing Policy ("HELP"), and nominated blocks for under performance against agreed Minimum Work Programme (MWP)/ Committed Work Program (CWP).



Cont'd...

GOPAL SHARMA & CO
Chartered Accountants
Office No. 9, G K Tower
A. T. Road, Bharalumukh
Guwahati – 781 001

RKP ASSOCIATES
Chartered Accountants
“Parmeshwari”, 508, 5th Floor
Chatribari Road
Guwahati- 781 001

Cont'd...

3. The Standalone Financial Results include the results for the quarter ended 31st March, 2026 being the derived figures between the audited figures in respect of full financial year and the published unaudited year to date figures up to the third quarter of the current financial year which were reviewed by us.

Our conclusion on the statement is not modified in respect of the above matters.

For Gopal Sharma & Co.
Chartered Accountants
Firm Regn. No: 002803C

CA. Abhishek Sharma
Partner

Membership No.: 079224

UDIN: 26079224AEASXN4242

For RKP Associates
Chartered Accountants
Firm Regn. No: 322473E

CA. Devajit Biswas
Partner

Membership No.: 304922

UDIN: 26304922QAFXYN3495

Place: Noida

Date: 13th day of May' 2026



**OIL INDIA LIMITED****Registered Office : Duliajan-786602 , Assam****CIN: L11101AS1959GOI001148****Website: www.oil-india.com E-mail: oilindia@oilindia.in Telephone: 0120-2419000****STATEMENT OF STANDALONE FINANCIAL RESULTS FOR THE QUARTER AND YEAR ENDED 31ST MARCH, 2026****(₹ in crore)**

Particulars	Quarter ended			Year ended	
	31.03.2026	31.12.2025	31.03.2025	31.03.2026	31.03.2025
	Audited	Unaudited	Audited	Audited	
I. Revenue from operations	5960.67	4916.10	5518.94	21345.94	22117.22
II. Other income	1139.15	546.70	663.85	2692.64	1869.85
III. Total Income (I+II)	7099.82	5462.80	6182.79	24038.58	23987.07
IV. Expenses					
(a) Excise Duty	0.08	0.09	0.08	0.33	780.65
(b) Purchases of Stock-in-Trade	45.07	33.09	54.79	166.74	237.50
(c) Changes in Inventories of Finished Goods	(38.32)	(27.55)	43.32	(85.74)	(11.38)
(d) Employee Benefits Expense	489.64	446.02	459.76	1929.06	1836.78
(e) Other Statutory Levies	1560.64	1251.48	1379.72	5298.54	5520.35
(f) Contract Cost	913.21	892.44	609.26	2798.16	1979.58
(g) Consumption of Stores & Spares parts	107.70	92.40	109.14	367.21	359.86
(h) Finance Costs	285.86	266.51	195.24	966.08	866.32
(i) Depreciation, Depletion and Amortisation Expense	616.80	640.85	432.49	2366.80	1918.68
(j) Other Expenses	1062.14	919.75	878.68	4811.54	2647.78
Total Expenses	5042.82	4515.08	4162.48	18618.72	16136.12
V. Profit / (Loss) before exceptional items and tax (III - IV)	2057.00	947.72	2020.31	5419.86	7850.95
VI. Exceptional Items	-	-	-	-	-
VII. Profit / (Loss) before Tax (V-VI)	2057.00	947.72	2020.31	5419.86	7850.95
VIII. Tax Expense:					
(1) Current Tax relating to :					
(i) Current Year	241.94	90.79	342.24	1013.44	1674.84
(ii) Earlier Years	(0.01)	29.00	-	28.99	-
(2) Deferred Tax	25.54	19.62	86.59	(77.91)	61.92
Total Tax Expenses (1+2)	267.47	139.41	428.83	964.52	1736.76
IX. Profit/(Loss) for the year from Continuing Operations (VII-VIII)	1789.53	808.31	1591.48	4455.34	6114.19
X. Profit for the year from Discontinued Operations	-	-	-	-	-
XI. Tax Expense of Discontinued Operations	-	-	-	-	-
XII. Profit/(Loss) from Discontinued Operations after Tax (X-XI)	-	-	-	-	-
XIII. Profit / (Loss) for the year (IX+XII)	1789.53	808.31	1591.48	4455.34	6114.19
XIV. Other Comprehensive Income (OCI)					
A (i) Items that will not be reclassified to profit or loss:					
(a) Remeasurement of the Defined Benefit Plans	53.78	27.72	(31.17)	125.27	(25.49)
(b) Equity Instruments through Other Comprehensive Income	(2262.36)	1214.22	(634.42)	560.86	(2917.18)
(ii) Income tax relating to items that will not be reclassified to profit or loss	256.05	(151.66)	84.26	(98.37)	155.66
B (i) Items that will be reclassified to profit or loss	-	-	-	-	-
(ii) Income tax relating to items that will be reclassified to profit or loss	-	-	-	-	-
Total Other Comprehensive Income (A+B)	(1952.53)	1090.28	(581.33)	587.76	(2787.01)
XV. Total Comprehensive Income for the year (XIII+XIV)	(163.00)	1898.59	1010.15	5043.10	3327.18
XVI. Paid-up Equity Share Capital (Face value of ₹ 10 each)	1626.61	1626.61	1626.61	1626.61	1626.61
XVII. Other Equity					43808.29
XVIII. Earnings Per Share (EPS) (for Continuing Operations)					
Basic & Diluted EPS (₹)	11.00	4.97	9.79	27.39	37.59
XIX. Earnings Per Share (EPS) (for Discontinued Operations)					
Basic & Diluted EPS (₹)	-	-	-	-	-
XX. Earnings Per Share (EPS) (for Discontinued & Continuing Operations)					
Basic & Diluted EPS (₹)	11.00	4.97	9.79	27.39	37.59

Notes:

- (i) Other income is mainly on account of interest/dividend from deposits/investments.
(ii) Excise duty includes Special Additional Excise Duty.
(iii) Other Statutory Levies include Royalty, Cess and NCCD.
(iv) EPS for the Quarter ended are not annualised.
(v) Also refer accompanying notes to the Standalone Financial Results.





OIL INDIA LIMITED
Registered Office : Duliajan-786602 , Assam
CIN: L11101AS1959GOI001148

Website: www.oil-india.com E-mail: oilindia@oilindia.in Telephone: 0120-2419000
STATEMENT OF STANDALONE ASSETS AND LIABILITIES AS AT 31ST MARCH, 2026

(₹ in crore)

Particulars	As at	
	31.03.2026	31.03.2025
	Audited	Audited
I. ASSETS		
1. Non-current Assets		
(a) Property, Plant and Equipment	19745.35	16835.14
(b) Capital Work-in-Progress	3444.72	3335.88
(c) Exploration and Evaluation Assets	3894.80	2482.67
(d) Other Intangible Assets	98.17	67.67
(e) Financial Assets		
(i) Investments	35937.31	34526.14
(ii) Trade Receivables	-	0.05
(iii) Loans	1171.48	248.97
(iv) Others	20.81	15.17
(f) Other Non-current Assets	234.84	158.96
Total Non-current Assets	64547.48	57670.65
2. Current Assets		
(a) Inventories	2101.56	1931.67
(b) Financial Assets		
(i) Investments	436.56	643.90
(ii) Trade Receivables	3584.66	2689.06
(iii) Cash and Cash Equivalents	567.66	398.42
(iv) Other Bank Balances	2689.17	3751.73
(v) Loans	73.85	58.68
(vi) Others	713.45	1102.68
(c) Current Tax Assets (Net)	1369.76	870.23
(d) Other Current Assets	384.78	320.33
Total Current Assets	11921.45	11766.70
Total Assets	76468.93	69437.35
II. EQUITY AND LIABILITIES		
1. Equity		
(a) Equity Share Capital	1626.61	1626.61
(b) Other Equity	46899.46	43808.29
Total Equity	48526.07	45434.90
2. Non-current Liabilities		
(a) Financial Liabilities		
(i) Borrowings	12803.98	10130.62
(ii) Lease Liabilities	854.72	334.44
(iii) Trade Payables		
(A) Dues to Micro and Small Enterprises	-	-
(B) Dues to other than Micro and Small Enterprises	57.71	32.47
(iv) Other Financial Liabilities	30.09	36.54
(b) Provisions	1635.69	1619.11
(c) Deferred Tax Liabilities (Net)	2687.94	2699.01
(d) Other Non-Current Liabilities	66.94	69.68
Total Non-current Liabilities	18137.07	14921.87
3. Current Liabilities		
(a) Financial Liabilities		
(i) Borrowings	473.95	1943.20
(ii) Lease Liabilities	614.30	477.69
(iii) Trade Payables		
(A) Dues to Micro and Small Enterprises	24.55	14.60
(B) Dues to other than Micro and Small Enterprises	1962.79	1093.66
(iv) Other Financial Liabilities	2295.93	1798.20
(b) Other Current Liabilities	703.23	562.97
(c) Provisions	3731.04	3190.26
Total Current Liabilities	9805.79	9080.58
Total Equity & Liabilities	76468.93	69437.35





OIL INDIA LIMITED
Registered Office : Duliajan-786602 , Assam
CIN: L11101AS1959GOI001148

Website: www.oil-india.com E-mail: oilindia@oilindia.in Telephone: 0120-2419000
STATEMENT OF STANDALONE CASH FLOWS FOR THE YEAR ENDED 31ST MARCH, 2026

(₹ in crore)

Particulars	Year ended	
	31.03.2026	31.03.2025
	Audited	
Cash flows from Operating Activities		
Profit/ (Loss) before tax	5419.86	7850.95
Adjustments for:		
Depreciation, Depletion & Amortisation	2366.80	1918.68
Exploration Cost written off	745.62	77.43
Impairment of Exploratory Wells,Loans,Trade Receivables,Inventories and Others	1478.58	743.09
Dividend Income	(1863.15)	(1121.54)
Interest Income	(458.81)	(511.42)
Interest Expenses	841.86	776.97
Foreign Exchange Loss/(Gain)- (Net)	914.78	198.16
Income from Financial Guarantee	(8.82)	(8.47)
Amortisation of Deferred Income	(3.44)	(4.14)
Gain on Mutual Fund	(48.21)	(66.86)
Cost of unfinished Minimum Work Programme	311.54	325.34
Loss / (Gain) on Deletion of Assets	13.82	29.24
Provision towards Service Tax and GST on Royalty	865.12	809.32
Unwinding of Decommissioning Liability	76.09	70.50
Unwinding of ROU Lease Liability	48.13	18.85
Total	5279.91	3255.15
Operating profit before working capital changes	10699.77	11106.10
Adjustments for:		
Inventories - (Increase)/Decrease	(183.54)	(426.42)
Trade & other Receivables - (Increase)/Decrease	(311.09)	(514.22)
Prepayments, Loans and advances, Deposits - (Increase)/Decrease	(238.92)	(68.64)
Provisions - Increase/(Decrease)	(1855.71)	(461.98)
Trade payables & Other liabilities - Increase/(Decrease)	1038.82	281.10
Total	(1550.44)	(1190.16)
Cash Generated from Operations	9149.33	9915.94
Income Tax Payment (net of refund)	(1573.49)	(1744.56)
Net cash from / (used in) Operating Activities (A)	7575.84	8171.38
Cash flows from Investing Activities		
Acquisition, Exploration & Development Cost	(4614.98)	(3401.25)
Other Capital Expenditure	(951.56)	(1113.85)
Investments in Equity/Preference including Advance	(856.42)	(1263.92)
Maturity of /(Investment in) Term Deposits and Liquid Investments	1278.61	(611.67)
Loan to Subsidiary / Associate / JV Companies	(813.01)	(1.83)
Interest Income	444.00	469.46
Dividend Income	1673.51	690.19
Net cash from / (used in) Investing Activities (B)	(3839.85)	(5232.87)
Cash flows from Financing Activities		
Expenses towards issue of Bonus Shares	-	(0.47)
Repayment of Borrowings	(1917.45)	(4206.00)
Proceeds from Borrowings	1,912.74	4,610.56
Payment of Dividend/ Transfer from Escrow Account	(1951.39)	(2030.81)
Payment of Lease Liability including interest	(958.47)	(449.29)
Interest Expenses	(641.47)	(812.02)
Foreign Exchange (Loss)/Gain- (Net)	(8.53)	105.59
Net cash from / (used in) Financing Activities (C)	(3564.57)	(2782.44)
Net Increase/(Decrease) in Cash and Cash Equivalents (A+B+C)	171.42	156.07
Cash and cash equivalents at the beginning of the year	396.15	240.08
Cash and cash equivalents at the end of the year	567.57	396.15

Note:

- a. The above cash flow statement has been prepared under the "Indirect Method" as set out in the Indian Accounting Standard (IND AS) - 7, Statement of Cash Flows.
b. Cash and cash equivalents is net of credit balance of ₹ 0.09 crore (₹ 2.27 crore as on 31.03.2025) related to Bank Overdraft.





OIL INDIA LIMITED

Registered Office : Duliajan - 786602, Assam

CIN: L11101AS1959GOI001148

Website: www.oil-india.com E-mail: oilindia@oilindia.in Telephone: 0120-2419000

STANDALONE SEGMENT WISE REVENUE, RESULTS, ASSETS AND LIABILITIES

(₹ in crore)

Particulars	Quarter ended			Year ended	
	31/03/2026	31/12/2025	31/03/2025	31/03/2026	31/03/2025
	Audited	Unaudited	Audited	Audited	Audited
1. Segment Revenue					
(a) Crude Oil (Including Condensate)	4,406.53	3,265.55	3,896.19	14,495.93	15,740.82
(b) Natural Gas	1,322.45	1,426.32	1,382.63	5,636.72	5,514.09
(c) LPG	43.68	41.17	52.79	166.39	178.34
(d) Pipeline Transportation	165.46	168.72	164.29	936.20	572.23
(e) Renewable Energy	22.55	14.34	23.04	110.70	111.74
Total	5,960.67	4,916.10	5,518.94	21,345.94	22,117.22
Less : Inter Segment Revenue	-	-	-	-	-
Net Sales/ Income from Operations	5,960.67	4,916.10	5,518.94	21,345.94	22,117.22
2. Segment Results					
Profit Before Tax and Interest:					
(a) Crude Oil (Including Condensate)	1,698.29	729.53	1,491.15	4,301.44	6,073.04
(b) Natural Gas	385.92	380.50	555.01	1,567.85	2,565.30
(c) LPG	25.84	22.63	33.70	97.14	107.38
(d) Pipeline Transportation	32.11	20.60	(1.13)	391.99	(1.65)
(e) Renewable Energy	4.98	(14.59)	3.33	23.86	20.78
Total	2,147.14	1,138.67	2,082.06	6,382.28	8,764.85
Add: Interest/Dividend Income	994.13	471.37	598.82	2,321.96	1,632.96
Less: Interest Expenses	285.86	266.51	195.24	966.08	866.32
Less: Unallocable expenditure (net of unallocable income)	798.41	395.81	465.33	2,318.30	1,680.54
Profit / (Loss) Before Tax	2,057.00	947.72	2,020.31	5,419.86	7,850.95
3. Segment Assets					
(a) Crude Oil (Including Condensate)	15,096.44	13,769.24	12,485.99	15,096.44	12,485.99
(b) Natural Gas	14,540.95	12,881.56	11,734.41	14,540.95	11,734.41
(c) LPG	70.04	68.15	75.26	70.04	75.26
(d) Pipeline Transportation	1,929.08	1,892.60	1,986.82	1,929.08	1,986.82
(e) Renewable Energy	388.80	425.48	417.09	388.80	417.09
(f) Unallocated Assets	44,443.62	47,085.95	42,737.78	44,443.62	42,737.78
Total Segment Assets	76,468.93	76,122.98	69,437.35	76,468.93	69,437.35
4. Segment Liabilities					
(a) Crude Oil (Including Condensate)	5,095.46	4,679.96	3,960.73	5,095.46	3,960.73
(b) Natural Gas	4,386.56	3,960.26	3,470.73	4,386.56	3,470.73
(c) LPG	81.24	71.84	58.61	81.24	58.61
(d) Pipeline Transportation	229.01	219.52	350.91	229.01	350.91
(e) Renewable Energy	17.11	21.37	15.53	17.11	15.53
(f) Unallocated Liabilities	18,133.48	17,342.33	16,145.94	18,133.48	16,145.94
Total Segment Liabilities	27,942.86	26,295.28	24,002.45	27,942.86	24,002.45



**OIL INDIA LIMITED**

Registered Office : Duliajan-786602 , Assam

CIN: L11101AS1959GOI001148

Website: www.oil-india.com E-mail: oilindia@oilindia.in Telephone: 0120-2419000

ADDITIONAL DISCLOSURE AS PER SEBI (LISTING OBLIGATION AND DISCLOSURE REQUIREMENTS) REGULATIONS, 2015-STANDALONE

Particulars	Quarter ended			Year Ended	
	31.03.2026	31.12.2025	31.03.2025	31.03.2026	31.03.2025
	Audited	Unaudited	Audited	Audited	Audited
(a) Debt Equity Ratio [(Non-Current Borrowings+ Current Borrowings)/ Total Equity (including OCI)]	0.27:1	0.25:1	0.27:1	0.27:1	0.27:1
(b) Debt Service Coverage Ratio (Times) [Profit after Tax + Finance Cost + Depreciation]/ [Finance Costs + Lease Payments & Principal Repayment]	4.30	3.61	4.24	2.03	1.61
(c) Interest Service Coverage Ratio (Times) [Profit Before Tax+ Finance Cost+ Depreciation]/ [Finance Costs]	10.35	6.96	13.56	9.06	12.28
(d) Capital Redemption Reserve (₹ in Crore)	-	-	-	-	-
(e) Debenture Redemption Reserve (₹ in Crore)	95.93	95.93	95.93	95.93	95.93
(f) Net Worth (₹ in Crore) [Equity Share Capital+ Other Equity (excluding OCI)]	42127.67	41383.03	39530.52	42127.67	39530.52
(g) Net Profit after Tax (₹ in Crore)	1789.53	808.31	1591.48	4455.34	6114.19
(h) Earnings Per Share (₹) (refer note no 5 of accompanying notes to the Standalone Financial Results.)	11.00	4.97	9.79	27.39	37.59
(i) Current Ratio (Times) [Current Assets / Current Liabilities]	1.22	1.39	1.30	1.22	1.30
(j) Long Term Debt to Working Capital (Times) [Non-Current Borrowings/ (Current Assets - Current Liabilities)]	6.05	3.55	3.77	6.05	3.77
(k) Bad Debts to Account Receivable Ratio (Times) [Bad Debts/ Average Trade Receivable]	-	-	-	-	0.00
(l) Current liability Ratio (Times) [Current Liability/ (Non- Current Liability+ Current Liability)]	0.35	0.33	0.38	0.35	0.38
(m) Total Debts to Total Assets (Times) [(Non-Current Borrowings+ Current Borrowings)/ Total Assets]	0.17	0.17	0.17	0.17	0.17
(n) Debtors Turnover (Times) - Quarter ended figures are not annualised [Sales (Net of Discounts) / Average Trade Receivable]	1.89	1.69	2.08	6.80	8.36
(o) Inventory Turnover (Times)- Quarter ended figures are not annualised [Sales (Net of Discounts)/ Average Inventory]	2.93	2.45	2.91	10.59	12.69
(p) Operating Margin (%) [(Profit before Exceptional Item and Tax+ Finance Costs- Other Income)/ Revenue from Operations]	20.19%	13.58%	28.12%	17.30%	30.96%
(q) Net Profit Margin(%) (Profit after Tax/ Revenue from Operations)	30.02%	16.44%	28.84%	20.87%	27.64%



Notes to Standalone Financial Results for the quarter and year ended 31st March 2026:

1. The above Standalone Financial Results of the Company for the quarter and year ended 31st March 2026 have been reviewed and recommended by the Audit & Ethics Committee and approved by the Board of Directors in their respective meetings held on 13th May 2026.
2. The Joint Statutory Auditors of the Company have audited the Standalone Financial Results for the quarter and year ended 31st March 2026 as required under Regulation 33 and 52 of the SEBI (Listing Obligations and Disclosure Requirements) Regulations, 2015.
3. The audited financial statements are subject to review by the Comptroller and Auditor General of India under section 143 (6) (b) of the Companies Act, 2013.
4. The Board of Directors in its 580th meeting held on 13th May 2026 has recommended a final dividend of ₹ 1.00 per equity share (face value of ₹ 10 per equity share) subject to the approval of the shareholders. This is in addition to the 1st and 2nd interim dividend of ₹ 3.50 and ₹ 7.00 per equity share respectively, paid during the year by the Company.
5. The rate for Crude Oil forward pumping segment has undergone revision with effect from FY 2018-19 with M/s Numaligarh Refinery Limited (NRL). An amount of ₹ 263.11 crore being the arrear transportation income of the above segment upto 31st March 2025 has been considered during the current financial year.
6. The Government of India has consolidated 29 existing labour laws into a single framework consisting of four labour codes: the Code on Wages, 2019; the Code on Social Security, 2020; the Industrial Relations Code, 2020; and the Occupational Safety, Health and Working Conditions Code, 2020 (collectively, the "New Labour Codes"). The New Labour Codes came into effect on 21st November 2025. The corresponding Rules under these codes are notified on 8th May 2026. The Company has estimated and recognised the impact of implementation of the New Labour Codes for the year ended 31st March 2026. The impact of the same is not material to the results for the financial year.
7. Service Tax demand was raised on the Company for the period March 2016 to June 2017 seeking to levy Service Tax on Royalty paid on Crude Oil & Natural Gas under the Oil Fields (Regulation & Development) Act, 1948 for the States of Assam, Arunachal Pradesh and Rajasthan. The Company has challenged the demand on various grounds by filing writ petitions before different High Courts. However, pending adjudication of the Writs, the Company has deposited under protest the entire Service Tax demand of ₹ 257.13 crore.

Goods and Services Tax (GST) was implemented w.e.f. 1st July 2017 and as per the FAQs on Government Services issued by CBIC, GST is payable on Royalty paid for assignment of right to use natural resources. However, based on a legal opinion obtained by the Company, Service tax/GST is not payable on Royalty payable/paid under the Oil Fields (Regulation & Development) Act, 1948. The Company has accordingly filed Writ Petitions in different High Courts challenging such levy. Further, the Hon'ble Gauhati High Court, vide its interim order dated 2nd November 2021 has granted stay on the GST on royalty payments made by the Company in the State of Assam until further orders. Keeping in view the jurisdiction of Gauhati High Court, the Company has submitted a representation to GST Department, Arunachal Pradesh and the payment of GST on this account in the state of Arunachal Pradesh is presently on hold.

The total GST amount deposited under protest till 31st March 2026 is ₹ 1,264.45 crore. Further out of the above-mentioned amount the Company has received refund of ₹ 24.42 crore in the State of Assam.

All pending cases of the Company before Gauhati High Court and Rajasthan High Court were transferred to Hon'ble Supreme Court for hearing by the Nine Judge Constitution Bench. However, Hon'ble Supreme Court



vide its order dated 14th March 2024 has de-tagged the cases from the civil appeals Nos. 4056-4064/1999. The Hon'ble Supreme Court vide its order dated 25th July 2024 on a similar case under the Mines and Minerals (Development and Regulation) Act (MMDR Act) has, inter-alia, stated that royalty paid under MMDR Act is not a tax. However, the nature of royalty paid under Oilfields (Regulation and Development) Act is to be decided by the Court separately as it has the distinct constitutional provision.

In view of the substantial time lapsed in litigating the matter, uncertainty involved in securing favourable decision and accumulation of a huge amount, the Company had internally reviewed the matter and made a provision towards Service Tax/ GST on royalty on the ground of prudence and conservative principle. The amount provided for the quarter ending 31st March 2026 is ₹ 243.79 crore which includes an interest of ₹ 96.97 crore (₹ 865.12 crore including interest of ₹ 360.42 crore for the twelve months ended 31st March 2026). The total amount provided on account of disputed service tax/GST on royalty till 31st March 2026 is ₹ 4,753.77 crore.

However, pending adjudication of the matter, the service tax /GST paid under protest has been/ being claimed as an allowable deduction under the Income Tax Act, 1961.

8. A Joint Venture Company (JVC) in the name of "Arunachal Gas Private Limited" was incorporated on 15th November 2025, with equity participation of 50% from the Company and 50% from Bharat Petroleum Corporation Limited. The said Company has been formed for laying, building, operating and expanding the City Gas Distribution (CGD) network in the state of Arunachal Pradesh. The initial capital contribution of ₹ 2.50 crore has been disclosed as Advance against equity shares pending allotment.
9. The figures for the quarter ended 31st March 2026 and 31st March 2025 are the balancing figures between audited figures in respect of the full financial years ended 31st March 2026 and 31st March 2025 respectively and the published year to date figures up to the nine months ended 31st December 2025 and 31st December 2024 respectively, of relevant financial years which were subjected to limited review.
10. The Company hereby, declares that the Joint Statutory Auditors have issued Audit Report for Standalone Financial Statements with unmodified opinion for the year ended 31st March 2026.
11. Figures of previous periods have been regrouped / reclassified, wherever necessary, to conform to current period's classification.

For Oil India Limited



(Abhijit Majumder)
Director (Finance)
DIN: 10788427

Place: Noida

Date: 13th May 2026



GOPAL SHARMA & CO.

Chartered Accountants
Office No. 9, G K Tower
A. T. Road, Bharalumukh
Guwahati – 781 001

RKP ASSOCIATES

Chartered Accountants
“Parmeshwari”, 508, 5th Floor
Chatribari Road
Guwahati- 781 001

Independent Auditors' Report on Consolidated Financial Results of Oil India Limited for the quarter and year ended 31st March, 2026 Pursuant to the Regulation 33 and Regulation 52 of the SEBI (Listing Obligations and Disclosure Requirements) Regulations, 2015 as amended.

**TO
THE BOARD OF DIRECTORS
OIL INDIA LIMITED**

Report on the Audit of the Consolidated Financial Results

1. Opinion

We have audited the Consolidated Financial Results (“the Statement”) of OIL INDIA LIMITED (“the Parent Company”), and its Subsidiaries, its Joint Ventures and Associates together referred to as “the Group”, for the quarter and year ended 31st March 2026, attached herewith, being submitted by the Parent Company pursuant to the requirement of Regulation 33 and Regulation 52 of the SEBI (Listing Obligations and Disclosure Requirements) Regulations 2015 as amended (Listing Regulations”), read with SEBI Circular No. CIR/CFD/CMD1/80/2019 dated July 19, 2019 and SEBI Circular No. SEBI/HO/DDHS/CIR/2021/0000000638 dated 14th October, 2021.

In our opinion and to the best of our information and according to the explanations given to us, and based on the consideration of the reports of the other auditors on separate financial statements and on the other financial information of Subsidiaries, Joint Ventures and Associates, the Statement:

- a. includes the results of the entities attached as **Annexure-1**.
- b. is presented in accordance with the requirements of Regulation 33 and Regulation 52 of the Listing Regulations, as amended; and
- c. gives a true and fair view, in conformity with the applicable Accounting Standards, and other accounting principles generally accepted in India, of the consolidated total comprehensive income (comprising of consolidated net profit and other comprehensive income) and other financial information of the Group for the quarter and year ended 31st March, 2026.



GOPAL SHARMA & CO.

Chartered Accountants
Office No. 9, G K Tower
A. T. Road, Bharalumukh
Guwahati – 781 001

RKP ASSOCIATES

Chartered Accountants
“Parmeshwari”, 508, 5th Floor
Chatribari Road
Guwahati- 781 001

Cont'd...

2. Basis of Opinion

We conducted our audit in accordance with the Standards on Auditing (SAs) specified under section 143(10) of the Companies Act, 2013 (“the Act”). Our responsibilities under those Standards are further described in the *Auditor’s Responsibilities for the Audit of the Consolidated Financial Results* section of our report. We are independent of the Group, in accordance with the Code of Ethics issued by the Institute of Chartered Accountants of India (the “ICAI”) together with the ethical requirements that are relevant to our audit of the Financial Statements under the provisions of the Act and the Rules made there under, and we have fulfilled our other ethical responsibilities in accordance with these requirements and the ICAI’s Code of Ethics. We believe that the audit evidence obtained by us and other auditors in terms of their reports referred to in “Other Matters” paragraph below, is sufficient and appropriate to provide a basis for our opinion.

3. Emphasis of Matter Paragraph

We draw attention to the following matters in the notes to the Consolidated Financial Results.

- a) **Note No. 6** regarding provision towards Service Tax / GST liability on royalty on Crude Oil and Natural Gas, under the Oil Fields (Regulation & Development) Act, 1948 provided for the quarter ended March’ 2026 amounting to ₹ 243.79 crore which includes an interest of ₹ 96.97 crore (₹ 865.12 crore including interest of ₹ 360.42 crore for the year ended 31st March’ 2026). The total amount provided on account of disputed service tax/GST on royalty till 31st March’ 2026 is ₹ 4,753.77 crore.

Our opinion on the Consolidated Financial Results is not modified in respect of the above matter.

We further draw attention to the following matters in the notes to the Consolidated Ind AS Financial Statements:

- i) The auditors of **Numaligarh Refinery Limited (Subsidiary)** in their Audit Report under **Emphasis of Matters** have reported the following:

“We draw attention to the following matters in the notes to the Consolidated Financial Statements:



GOPAL SHARMA & CO.

Chartered Accountants
Office No. 9, G K Tower
A. T. Road, Bharalumukh
Guwahati – 781 001

RKP ASSOCIATES

Chartered Accountants
“Parmeshwari”, 508, 5th Floor
Chatribari Road
Guwahati- 781 001

I. In respect of the Company:

a. Note No. 23 regarding temporary parking of unutilised portion of borrowings in term deposits with Scheduled Commercial Banks and investment in Mutual Funds.

b. Note No. 35 regarding treatment of income tax refunds and interest thereon received considering it as current liabilities as such matters are under litigation,

c. Note No. 52 regarding considering of GST demand of Rs.1729.74 crores as contingent liability as the matter is under litigation relying on the legal opinion obtained from an expert by the Company,



d. Note No. 52 regarding claim for additional compensation of Rs 712.25 crores as contingent liabilities in connection with the acquisition of land by the company,

e. Note No. 62 regarding increase in turnover by Rs.166.88 crores due to revision in Refinery Transfer Price subsequent to the year end.

II. In respect of other constituents:

The auditors of Assam Bio Ethanol Private Limited (A joint venture company) in their Audit Report under Emphasis of Matter have reported the following:

We draw attention to Note 67 of the financial statements which describes the going concern assumption of the Company as at 31st March 2026. The Company has incurred a net loss of Rs. 798.36 Lakhs during the current year and its current liabilities exceeded its current assets. Further, events or conditions, along with others matters as set forth, future cash flow projections and extended support by its shareholder (one of the Joint Venture Partner), the management is of the view that the Company will be able to meet its liabilities as they fall due for payment in the foreseeable future. Accordingly, these financial statements have been prepared on a going concern basis.



GOPAL SHARMA & CO.

Chartered Accountants
Office No. 9, G K Tower
A. T. Road, Bharalumukh
Guwahati – 781 001

RKP ASSOCIATES

Chartered Accountants
“Parmeshwari”, 508, 5th Floor
Chatribari Road
Guwahati- 781 001

- ii) The auditors of **Oil India International BV(Subsidiary)** in their Audit Report have reported a **Disclaimer of Opinion** as under:

“Our disclaimer of opinion”

“We were engaged to audit the financial statements 2025/2026 of Oil India International BV based in Amsterdam.

Due to the significance of the matters described in the 'Basis for our disclaimer of opinion' section, we do not express an opinion on the accompanying financial statements of the company as a whole. We have not been able to obtain sufficient appropriate audit evidence regarding the joint venture “World Ace investment Ltd” to provide a basis for an audit opinion on the accompanying financial statements as a whole.”

“Basis of Disclaimer of Opinion

“Oil India International B.V.'s joint venture investment in WorldAce investments Limited, a foreign associate acquired during the year 2014-2015 and accounted for by the equity method, is carried at USD 1 on the balance sheet as at 31 March 2026. As in previous year 2024-2025 WorldAce is not able to provide us with audited financial statements for 2025-2026 hence we have not been able to obtain sufficient appropriate information with regards to the valuation and impairment of the investment in World Ace. As the participating interest is shown at USD 1 and loans receivable from World Ace were impaired in the year 2022-2023 itself, hence WorldAce loss, if any, for the year 2025-2026 has not been recorded.”

“Material Uncertainty relating to Going Concern

“We draw attention to the going concern paragraph on page 9 of the financial statements, which indicates that the company's joint venture WorldAce Investments Ltd incurred significant losses during the previous years and the subsidiary Stimul-T LLC of the joint venture WorldAce Investments Limited has filed for bankruptcy on 10 May 2023.

As of 31 March 2026, the company's equity remains negative, due to the aforementioned circumstances as well as the breach of the loan covenant(s).



GOPAL SHARMA & CO.

Chartered Accountants
Office No. 9, G K Tower
A. T. Road, Bharalumukh
Guwahati – 781 001

RKP ASSOCIATES

Chartered Accountants
“Parmeshwari”, 508, 5th Floor
Chatribari Road
Guwahati- 781 001

These conditions, along with other matters as set forth in the note 'going concern', indicate the existence of a material uncertainty, which may cast significant doubt about the company's ability to continue as a going concern. Our opinion is not modified in respect of this matter.”

- iii) The auditors of **Beas Rovuma Energy Mozambique Limited (Joint Venture)** in their Audit Report under **Emphasis of Matter** have reported the following:

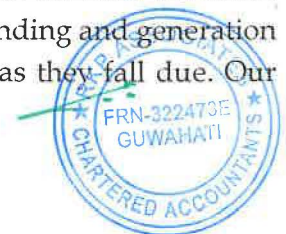
“We draw attention to notes 2 to the consolidated financial statements, which describe the basis of preparation of consolidated financial statements. The Consolidated Financial Statements are prepared to assist ONGC Videsh Limited and OIL India Limited, the parent company, to prepare their group financial statements as of 31 March 2026 and for the year then ended. As a result, the consolidated financial statements may not be suitable for another purpose. Our report is intended solely for the information and use of the directors of the Company, directors of ONGC Videsh Limited and its ultimate parent company Oil and Natural Gas Corporation Limited and directors of OIL India Limited and should not be used by parties other than the Company or the users indicated above.”

- iv) The auditors of **HPOIL Gas Private Limited (Joint Venture)** in their Audit Report under **Emphasis of Matter** have reported the following:

“We drew attention to the Note 56 to the financial statements, which describes the matter relating to the new Labour Codes notified by the Government of India vide notification dated November 21, 2025. The Company is currently evaluating the financial impact, if any, arising therefrom, pending notification of the rules under the new Codes.”

- v) The auditor of Assam Petro Chemical Limited (Joint Venture) in their Audit Report has expressed **Material Uncertainty relating to Going Concern**

“We draw attention to Note 37 to the standalone financial statements, which describes the Company's financial condition as of March 31, 2026 including its debt obligations and other liabilities falling due over the next twelve months. The Company's financial performance has impacted its ability to generate cash flows that it needs to settle its liabilities as they fall due. The Company's ability to continue as a going concern is dependent on support from the Oil India Limited on the supply of Natural Gas, support from Government of Assam and Oil India Limited for raising of Equity, successfully arranging funding and generation of cash flow from its operations that it needs to settle its liabilities as they fall due. Our opinion is not modified in respect of this matter”.



GOPAL SHARMA & CO.

Chartered Accountants
Office No. 9, G K Tower
A. T. Road, Bharalumukh
Guwahati – 781 001

RKP ASSOCIATES

Chartered Accountants
“Parmeshwari”, 508, 5th Floor
Chatribari Road
Guwahati- 781 001

Further, under **Emphasis of Matters** the auditor has reported the following:


“We draw attention to Note 7 to the Financial Statements regarding recognition of deferred tax assets amounting to Rs. 18.787.93 lakhs on brought forward business losses of the Company. The Company has recognised the aforesaid deferred tax assets based on management's assessment that there is virtual certainty that sufficient future taxable profits will be available against which such deferred tax assets can be realised. Our opinion is not modified in respect of this matter”.

Our opinion is not modified in respect of this matter.

4. Management’s Responsibility for the Consolidated Financial Results

These Consolidated Financial Results have been prepared on the basis of the Consolidated Financial Statements. The Parent Company’s Board of Directors is responsible for the preparation and presentation of these Consolidated Financial Results that give a true and fair view of the net profit and other comprehensive income and other financial information of the Group including its Joint Ventures and Associates in accordance with the recognition and measurement principles laid down in Indian Accounting Standards prescribed under Section 133 of the Act, read with relevant Rules issued thereunder and other accounting principles generally accepted in India and in compliance with Regulation 33 and Regulation 52 of the Listing Regulations. The respective Board of Directors of the companies included in the Group are responsible for maintenance of adequate accounting records in accordance with the provisions of the Act for safeguarding the assets of the Group and for preventing and detecting frauds and other irregularities; selection and application of appropriate accounting policies; making judgements and estimates that are reasonable and prudent; and the design, implementation and maintenance of adequate internal financial controls, that were operating effectively for ensuring the accuracy and completeness of the accounting records, relevant to the preparation and presentation of the Consolidated Financial Results that give a true and fair view and are free from material misstatements, whether due to fraud or error, which have been used for the purpose of preparation of the Consolidated Financial Results by the Directors of the Parent Company, as aforesaid.

In preparing the Consolidated Financial Results, the respective Board of Directors of the companies included in the Group are responsible for assessing the ability of the Group to continue as a going concern, disclosing, as applicable, matters related to going concern and using the going concern basis of accounting unless the respective Board of Directors either intends to



liquidate their respective entities or to cease operations or has no realistic alternative but to do so.

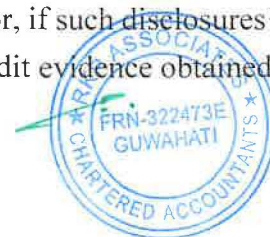
The respective Board of Directors of the Companies included in the Group are responsible for overseeing the financial reporting process of the Group.

5. Auditors’ Responsibility for the Audit of the Consolidated Financial Results

Our objectives are to obtain reasonable assurance about whether the Consolidated Financial Results as a whole are free from material misstatements, whether due to fraud or error, and to issue an Auditor’s Report that includes our opinion. Reasonable assurance is a high level of assurance, but is not a guarantee that an audit conducted in accordance with SAs will always detect a material misstatement when it exists. Misstatements can arise from fraud or error and are considered material if, individually or in the aggregate, they could reasonably be expected to influence the economic decisions of users taken on the basis of these Consolidated Financial Results.

As part of an audit in accordance with SAs, we exercise professional judgement and maintain professional scepticism throughout the audit. We also:

- Identify and assess the risks of material misstatement of the Consolidated Financial Results, whether due to fraud or error, design and perform audit procedures responsive to those risks, and obtain audit evidence that is sufficient and appropriate to provide a basis for our opinion. The risk of not detecting a material misstatement resulting from fraud is higher than for one resulting from error, as fraud may involve collusion, forgery, intentional omissions, misrepresentations, or the override of internal control.
- Obtain an understanding of internal financial controls relevant to the audit in order to design audit procedures that are appropriate in the circumstances. Under section 143(3)(i) of the Act, we are also responsible for expressing our opinion on whether the Group has adequate internal financial controls system in place and the operating effectiveness of such controls.
- Evaluate the appropriateness of accounting policies used and the reasonableness of accounting estimates and related disclosures made by management.
- Conclude on the appropriateness of management’s use of the going concern basis of accounting and, based on the audit evidence obtained, whether a material uncertainty exists related to events or conditions that may cast significant doubt on the Group to continue as a going concern. If we conclude that a material uncertainty exists, we are required to draw attention in our Auditor’s Report to the related disclosures in the Consolidated Financial Results or, if such disclosures are inadequate, to modify our opinion. Our conclusions are based on the audit evidence obtained up



GOPAL SHARMA & CO.

Chartered Accountants
Office No. 9, G K Tower
A. T. Road, Bharalumukh
Guwahati – 781 001

RKP ASSOCIATES

Chartered Accountants
“Parmeshwari”, 508, 5th Floor
Chatribari Road
Guwahati- 781 001

to the date of our auditor’s report. However, future events or conditions may cause the Group to cease to continue as a going concern.

- Evaluate the overall presentation, structure and content of the Consolidated Financial Results, including the disclosures, and whether the Consolidated Financial Results represent the underlying transactions and events in a manner that achieves fair presentation.
- Obtain sufficient appropriate audit evidence regarding the financial results/financial information of the entities within the Group to express an opinion on the Consolidated Financial Results. We are responsible for the directions, supervision and performance of the audit of financial information of such entities included in the Consolidated Financial Results of which we are Independent auditors. For the other entities included in financial results, which have been audited by other auditors, such other auditors remain responsible for the direction, supervision and performance of the audits carried out by them. We remain solely responsible for our audit opinion.

Materiality is the magnitude of misstatements in the Consolidated Ind AS Financial Statements that, individually or in aggregate, makes it probable that the economic decisions of a reasonably knowledgeable user of the Consolidated Ind AS Financial Statements may be influenced. We consider quantitative materiality and qualitative factors in (i) planning the scope of our audit work and in evaluating the results of our work; and (ii) to evaluate the effect of any identified misstatements in the Consolidated Ind AS Financial Statements.

We communicate with those charged with governance of the Parent company and such other entities included in the Consolidated Financial Results of which we are Independent Auditors regarding, among other matters, the planned scope and timing of the audit and significant audit findings, including any significant deficiencies in internal control that we identify during our audit.

We also provide those charged with governance with a statement that we have complied with relevant ethical requirements regarding independence, and to communicate with them all relationships and other matters that may reasonably be thought to bear on our independence, and where applicable, related safeguards.

We also performed procedures in accordance with the circular issued by the SEBI under Regulations 33(8) of the Listing Regulations, as amended, to the extent applicable.



6. Other Matters

We did not audit the financial Results/ financial information in respect of **Five** subsidiaries included in the Consolidated Financial Results, whose financial Results/ financial information reflect total assets of ₹ 58,335.31 crore as at 31st March, 2026, total revenue of ₹ 28,024.55 crore, total net profit after tax ₹ 4161.86 crore, total comprehensive income of ₹ 5,478.42 crore and total cash outflow of ₹ 46.67 crore for the year ended on that date, as considered in the Consolidated Financial Results. The Consolidated Financial Results also include the Group's share of net profit/ (loss) of ₹ (127.77) crore and total comprehensive income/ (loss) of ₹ (127.50) crore for the year ended 31st March, 2026 as considered in the Consolidated Financial Results, in respect of **One associate and Six joint ventures**, whose financial Results/ information have not been audited by us. These financial Results/ financial information have been reviewed by other auditors, whose reports have been furnished to us by the Management of the Parent Company and our conclusion on the Statement, in so far as it relates to the amounts and disclosures included in respect of these subsidiaries, associates and joint ventures, and our report in terms of sub-sections (3) and (11) of Section 143 of the Act, in so far as it relates to the aforesaid subsidiaries, associates and joint ventures, is based solely on the reports of the other auditors.

The Consolidated Financial Results also include the Group's share of total net profit/ (loss) of ₹ (0.93) crore and total comprehensive income/ (loss) of ₹ (0.91) crore for the year ended 31st March, 2026 as considered in the Consolidated Financial Results, in respect of **Three joint ventures**, based on their financial results/ information, which have not been audited by us. These financial results/ financial information are unaudited and have been furnished to us by the Management of the Parent Company and our conclusion on the Statement, in so far as it relates to the amounts and disclosures included in respect of these subsidiaries and joint ventures, and our report in terms of sub-sections (3) and (11) of Section 143 of the Act, in so far as it related to the aforesaid subsidiaries and joint ventures, is based solely on the reports of the other auditors.

Further, in respect of one joint venture, Suntera Nigeria 205 Limited, as per Note No. 8 to the Consolidated Financial Results, the financial results (audited/management certified) for the year ended 31st March, 2026 have not been received by the Parent Company. Accordingly, the Consolidated Financial Results for the year ended 31st March, 2026 have been prepared without considering the same. According to the information and explanations given to us by the management, these financial results are not material to the Group.

Our conclusion on the Statement is not modified in respect of the above matter.

Certain of these subsidiaries, associates and joint ventures are located outside India whose financial statements and other financial information have been prepared in accordance with accounting principles generally accepted in their respective countries and which have been audited by other auditors under generally accepted auditing standards applicable in their respective countries. The Company's management has converted the financial statements of such subsidiaries, associates and



GOPAL SHARMA & CO.

Chartered Accountants
Office No. 9, G K Tower
A. T. Road, Bharalumukh
Guwahati – 781 001

RKP ASSOCIATES

Chartered Accountants
“Parmeshwari”, 508, 5th Floor
Chatribari Road
Guwahati- 781 001

joint ventures located outside India to financial statements as per accounting principles generally accepted in India. Our opinion in so far as it relates to the balances and affairs of such subsidiaries, associates and joint ventures is based on the reports of other auditors as mentioned above.

We have also placed reliance on technical/ commercial evaluation by the management in respect of categorization of wells as exploratory, development, producing and dry well, allocation of cost incurred on them, impairment, liability for decommissioning cost, liability under New Exploration Licensing Policy (NELP)/ Hydrocarbon Exploration and Licensing Policy ("HELP") and nominated blocks for under performance against agreed Minimum Work Program (MWP)/ Committed Work Program (CWP).

The Consolidated Financial Results include the results for the quarter ended 31st March, 2026 being the derived figures between the audited figures in respect of full financial year and the published unaudited year to date figures up to the third quarter of the current financial year which were reviewed by us.

Place: Noida

FOR GOPAL SHARMA & CO.

Chartered Accountants
Firm Regn. No: 002803C

CA. Abhishek Sharma

Partner

Membership No.: 079224

UDIN: 26079224CSJ0FG17173

FOR RKP ASSOCIATES

Chartered Accountants
Firm Regn. No: 322473E

CA. Devajit Biswas

Partner

Membership No.: 304922

UDIN: 26304922RB2WCA1110

Date: 13th day of May' 2026



GOPAL SHARMA & CO.

Chartered Accountants
Office No. 9, G K Tower
A. T. Road, Bharalumukh
Guwahati – 781 001

RKP ASSOCIATES

Chartered Accountants
“Parmeshwari”, 508, 5th Floor
Chatribari Road
Guwahati- 781 001

Annexure to the Independent Auditors Review Report on the Audited Consolidated Financial Results for the quarter and year ended 31st March, 2026.

- a. List of Subsidiaries:
- i. Oil India Sweden AB
 - ii. Oil India International B.V.
 - iii. Oil India International Pte Limited
 - iv. Numaligarh Refinery Limited
 - v. Oil Green Energy Limited
- b. List of Associate:
- i. Brahmaputra Cracker & Polymer Limited
- c. List of Joint Ventures:
- i. Beas Rovuma Energy Mozambique Limited
 - ii. DNP Limited
 - iii. Assam Petro-Chemicals Limited
 - iv. Indradhanush Gas Grid Limited
 - v. HPOIL Gas Private Limited
 - vi. Purba Bharati Gas Private Limited
 - vii. North East Gas Distribution Company Limited.
 - viii. APGCL Oil Green Power Limited
 - ix. Assam Valley Fertilizer and Chemical Company Limited





OIL INDIA LIMITED
Regd. Office : Duliajan- 786602, Assam
CIN: L11101AS1959GOI001148

Website: www.oil-india.com E-mail: oilindia@oilindia.in Telephone: 0120-2419000

STATEMENT OF CONSOLIDATED FINANCIAL RESULTS FOR THE QUARTER AND YEAR ENDED 31ST MARCH, 2026

(₹ in crore)

Particulars	Quarter Ended			Year Ended	
	31.03.2026	31.12.2025	31.03.2025	31.03.2026	31.03.2025
	Audited	Unaudited	Audited	Audited	
I. Revenue from operations	10012.77	9111.43	9587.82	37049.55	36163.75
II. Other income	501.75	656.55	382.30	1931.15	1666.29
III. Total Income (I+II)	10514.52	9767.98	9970.12	38980.70	37830.04
IV. Expenses					
(a) Cost of materials consumed	1964.41	1512.45	1802.32	6380.81	6905.16
(b) Excise Duty	719.50	781.34	779.48	3103.42	3651.27
(c) Purchases of Stock-in-Trade	153.26	68.85	256.12	508.52	878.45
(d) Changes in Inventories of Finished Goods and Work in Progress	(719.31)	216.56	65.87	(243.45)	(285.54)
(e) Employee Benefits Expense	606.43	563.63	564.18	2379.47	2233.14
(f) Other Statutory Levies	1560.64	1251.48	1379.72	5298.54	5520.35
(g) Contract Cost	913.23	892.44	609.26	2798.18	1979.58
(h) Consumption of Stores & Spares parts	120.73	105.69	124.24	423.62	410.90
(i) Finance Costs	381.33	318.70	244.28	1204.33	1069.26
(j) Depreciation, Depletion and Amortisation Expense	699.14	714.53	533.36	2711.97	2318.23
(k) Other Expenses	1412.97	1208.80	1146.24	5954.93	3654.16
Total Expenses	7812.33	7634.47	7505.07	30520.34	28334.96
V. Profit/(Loss) before exceptional items, share of net profit of Associates and Joint Ventures accounted for using the equity method and tax (III - IV)	2702.19	2133.51	2465.05	8460.36	9495.08
VI. Exceptional Items	-	-	-	-	-
VII. Share of Profit/(Loss) of Associates and Joint Ventures accounted for using the equity method	416.94	(223.53)	(272.43)	1121.56	(58.65)
VIII. Profit/(Loss) before Tax (V-VI+VII)	3119.13	1909.98	2192.62	9581.92	9436.43
IX. Tax Expense:					
(1) Current Tax relating to :					
(i) Current Year	668.90	401.34	532.00	2093.96	2281.87
(ii) Earlier Years	(46.30)	29.00	-	-17.30	-
(2) Deferred Tax	72.07	43.75	163.65	(45.41)	114.93
Total Tax Expenses (1+2)	694.67	474.09	695.65	2031.25	2396.80
X. Profit/(Loss) for the period from Continuing Operations (VIII-IX)	2424.46	1435.89	1496.97	7550.67	7039.63
XI. Profit/(Loss) for the period from Discontinued Operations	-	-	-	-	-
XII. Tax Expense of Discontinued Operations	-	-	-	-	-
XIII. Profit / (Loss) from Discontinued Operations after Tax (XI-XII)	-	-	-	-	-
XIV. Profit/(Loss) for the period (X+XIII)	2424.46	1435.89	1496.97	7550.67	7039.63
XV. Other Comprehensive Income (OCI)					
A(i) Items that will not be reclassified to profit or loss:					
(a) Remeasurement of the Defined Benefit Plans	33.99	33.74	(25.36)	121.42	(21.79)
(b) Equity Instruments through Other Comprehensive Income	(2262.36)	1214.22	(634.42)	560.86	(2917.18)
(c) Share of other comprehensive income in associates and joint ventures, to the extent not to be reclassified to profit or loss	0.41	0.04	0.13	0.61	0.17
(ii) Income tax relating to items that will not be reclassified to profit or loss	261.02	(153.16)	83.34	(97.40)	154.73
B (i) Items that will be reclassified to profit or loss:					
(a) Exchange difference in translating the financial statements of foreign operations	228.77	20.15	(23.95)	346.56	84.00
(b) Share of other comprehensive income in associates and joint ventures, to the extent that may be reclassified to profit or loss	834.57	(60.43)	(590.02)	2629.81	(406.54)
(ii) Income tax relating to items that will be reclassified to profit or loss	-	-	-	-	-
Total Other Comprehensive Income (A+B)	(903.60)	1054.56	(1190.28)	3561.86	(3106.61)
XVI. Total Comprehensive Income for the period (XIV+XV)	1520.86	2490.45	306.69	11112.53	3933.02
XVII. Profit/(Loss) for the period attributable to:					
Owners of the Company :	2099.61	1195.08	1310.10	6619.94	6550.93
Non- Controlling Interest:	324.85	240.81	186.87	930.73	488.70
	2424.46	1435.89	1496.97	7550.67	7039.63
XVIII. Other Comprehensive Income for the period attributable to:					
Owners of the Company :	(899.17)	1053.19	(1191.77)	3562.64	(3107.47)
Non- Controlling Interest:	(4.43)	1.37	1.49	(0.78)	0.86
	(903.60)	1054.56	(1190.28)	3561.86	(3106.61)
XIX. Total Comprehensive Income for the period attributable to:					
Owners of the Company :	1200.44	2248.27	118.33	10182.58	3443.46
Non- Controlling Interest:	320.42	242.18	188.36	929.95	489.56
	1520.86	2490.45	306.69	11112.53	3933.02
XX. Paid-up Equity Share Capital (Face value of ₹ 10 each)	1626.61	1626.61	1626.61	1626.61	1626.61
XXI. Other Equity				56371.75	48141.11
XXII. Earnings Per Share (EPS) (for Continuing Operations)					
Basic & Diluted EPS (₹)	12.91	7.35	8.05	40.70	40.27
XXIII. Earnings Per Share (EPS) (for Discontinued Operations)					
Basic & Diluted EPS (₹)	-	-	-	-	-
XXIV. Earnings Per Share (EPS) (for Discontinued & Continuing Operations)					
Basic & Diluted EPS (₹)	12.91	7.35	8.05	40.70	40.27

Notes:

- Other income is mainly on account of interest/dividend from deposits/investments.
- Excise duty includes Special Additional Excise Duty.
- Other Statutory Levies include Royalty, Cess and NCCD.
- EPS for the Quarter ended are not annualised.
- Also refer accompanying notes to the Consolidated Financial Results.





OIL INDIA LIMITED
Regd. Office : Duliajan- 786602, Assam
CIN: L11101AS1959GOI001148

Website: www.oil-india.com E-mail: oilindia@oilindia.in Telephone: 0120-2419000

STATEMENT OF CONSOLIDATED ASSETS AND LIABILITIES AS AT 31ST MARCH, 2026

(₹ in crore)

Particulars	As at	
	31.03.2026	31.03.2025
	Audited	
I. ASSETS		
1. Non-Current Assets		
(a) Property, Plant and Equipment	23300.76	20174.47
(b) Capital Work-in-Progress	37643.76	29526.80
(c) Exploration and Evaluation Assets	3894.80	2482.67
(d) Investment Property	61.37	61.82
(e) Other Intangible Assets	1014.23	929.97
(f) Investment accounted for using equity method	25013.78	20236.68
(g) Financial Assets		
(i) Other Investments	11331.36	10732.64
(ii) Trade Receivables	0.00	0.05
(iii) Loans	1926.44	821.10
(iv) Others	22.77	26.04
(h) Other Non-Current Assets	735.38	743.41
Total Non-Current Assets	104944.65	85735.65
2. Current Assets		
(a) Inventories	5475.89	5044.09
(b) Financial Assets		
(i) Investments	436.56	643.9
(ii) Trade Receivables	4523.01	3281.69
(iii) Cash and Cash Equivalents	1323.36	613.18
(iv) Other Bank Balances	4285.49	6583.99
(v) Loans	83.23	66.83
(vi) Others	792.01	985.77
(c) Current Tax Assets (Net)	1390.39	934.70
(d) Other Current Assets	592.73	554.15
	18902.67	18708.30
Assets Held for Sale	0.72	0.72
Total Current Assets	18903.39	18709.02
Total Assets	123848.04	104444.67
II. EQUITY AND LIABILITIES		
1. Equity		
(a) Equity Share Capital	1626.61	1626.61
(b) Other Equity	56371.75	48141.11
Equity attributable to the owners of the Company	57998.36	49767.72
Non-Controlling Interest	5803.83	4938.08
Total Equity	63802.19	54705.80
2. Non-Current Liabilities		
(a) Financial Liabilities		
(i) Borrowings	35066.67	27763.66
(ii) Lease Liabilities	884.80	269.06
(iii) Trade Payables		
(A) Dues to Micro and Small Enterprises	-	-
(B) Dues to other than Micro and Small Enterprises	57.71	32.47
(iv) Other Financial Liabilities	121.60	124.18
(b) Provisions	1650.20	1630.53
(c) Deferred Tax Liabilities (Net)	3187.85	3167.39
(d) Other Non-Current Liabilities	1725.77	1533.67
Total Non-Current Liabilities	42694.60	34520.96
3. Current Liabilities		
(a) Financial Liabilities		
(i) Borrowings	892.20	2051.95
(ii) Lease Liabilities	634.31	560.57
(iii) Trade Payables		
(A) Dues to Micro and Small Enterprises	131.32	48.78
(B) Dues to other than Micro and Small Enterprises	3226.28	2256.73
(iv) Other Financial Liabilities	7062.17	5692.58
(b) Other Current Liabilities	900.42	795.26
(c) Provisions	3742.11	3192.69
(d) Current Tax Liabilities (Net)	762.44	619.35
Total Current Liabilities	17351.25	15217.91
Total Equity & Liabilities	123848.04	104444.67





OIL INDIA LIMITED
Regd. Office : Duliajan- 786602, Assam
CIN: L11101AS1959GOI001148

Website: www.oil-india.com E-mail: oilindia@oilindia.in Telephone: 0120-2419000

Statement of Consolidated Cash Flows for the year ended 31st March, 2026

(₹ in crore)

Particulars	Year Ended	
	31.03.2026	31.03.2025
	Audited	
Cash flows from Operating Activities		
Profit before tax	9581.92	9436.43
Adjustments for:		
Share of Profit of Associates and Joint Ventures accounted for using the equity method	(1121.56)	58.65
Depreciation, Depletion & Amortisation	2711.97	2318.23
Exploration Cost written off	745.62	77.43
Impairment of Exploratory Wells, Loans, Trade Receivables, Inventories and Others	1420.18	744.90
Dividend Income	(728.39)	(509.87)
Interest Income	(701.47)	(789.70)
Interest Expenses	1077.43	978.17
Foreign Exchange Loss/(Gain) (Net)	899.18	198.66
Income from Financial Guarantee	(14.61)	(14.30)
Amortisation of Deferred Income	(3.44)	(4.14)
Gain on Mutual Fund	(48.21)	(66.86)
Cost of unfinished Minimum Work Programme	311.54	325.34
Loss / (Gain) on Deletion of Assets	22.69	29.71
Provision / (Reversal) of Diminution in value of Investment	(65.25)	(5.51)
Provision towards Service Tax and GST on Royalty	865.12	809.32
Unwinding of Decommissioning Liability	76.09	70.50
Unwinding of ROU Lease Liability	50.82	20.59
Total	5497.71	4241.12
Operating profit before working capital changes	15079.63	13677.55
Adjustments for:		
Inventories - (Increase)/Decrease	(449.65)	(607.55)
Trade & other Receivables - (Increase)/Decrease	(955.17)	(449.71)
Prepayments, Loans and advances, Deposits - (Increase)/Decrease	(227.53)	88.19
Provisions - Increase/(Decrease)	(1878.95)	(501.81)
Trade payables & Other liabilities - Increase/(Decrease)	1540.23	1214.58
Total	(1971.07)	(256.30)
Cash Generated from Operations	13108.56	13421.25
Income Tax Payment (net of refund)	(2424.81)	(2089.21)
Net cash from / (used in) Operating Activities (A)	10683.75	11332.04
Cash flows from Investing Activities		
Acquisition, Exploration & Development Cost	(4613.60)	(3385.92)
Other Capital Expenditure	(8557.33)	(9583.07)
Investments in Equity/Preference including Advance	(303.06)	(726.13)
Maturity of / (Investment in) Term Deposits and Liquid Investments	2794.72	(590.01)
Loan to Associate / JV Companies	(1020.12)	(379.03)
Interest Income	589.63	639.67
Dividend Income	728.39	510.25
Total	(10381.37)	(13514.24)
Net cash from / (used in) Investing Activities (B)	(10381.37)	(13514.24)
Cash flows from Financing Activities		
Expenses towards issue of Bonus Shares	-	(0.47)
Proceeds from Minority Investment	240.30	240.30
Repayment of Borrowings	(2416.35)	(4206.00)
Proceeds from Borrowings	6919.70	9938.21
Payment of Dividend/ Transfer from Escrow Account	(2256.43)	(2109.29)
Payment of Lease Liability including interest	(1282.55)	(471.97)
Interest Expenses	(790.88)	(1011.23)
Foreign Exchange (Loss)/Gain- (Net)	(4.91)	103.44
Total	408.88	2482.99
Net cash from / (used in) Financing Activities (C)	408.88	2482.99
Net Increase/(Decrease) in Cash and Cash Equivalents (A+B+C)	711.26	300.79
Cash and cash equivalents at the beginning of the year	610.87	310.25
Add: Effect of exchange rate changes on the balance of cash and cash equivalents held in foreign currency	0.19	(0.17)
Cash and cash equivalents at the end of the year	1322.32	610.87

Notes:

- The above statement of cash flow has been prepared under the "Indirect Method" as set out in the Indian Accounting Standard (IND AS) - 7, Statement of Cash Flows.
- Cash and cash equivalents is net of credit balance of ₹ 1.04 crore (₹ 2.31 crore as on 31.03.2025) related to cash credit & Bank Overdraft.





OIL INDIA LIMITED
Registered Office : Duliajan - 786602, Assam

CIN: L11101AS1959GOI001148

Website: www.oil-india.com E-mail: oilindia@oilindia.in Telephone: 0120-2419000

CONSOLIDATED SEGMENT WISE REVENUE, RESULTS, ASSETS AND LIABILITIES

(₹ in crore)

Particulars	Quarter ended			Year Ended	
	31/03/2026	31/12/2025	31/03/2025	31/03/2026	31/03/2025
	Audited	Unaudited	Audited	Audited	Audited
1. Segment Revenue					
(a) Crude Oil (Including Condensate)	4,406.53	3,265.55	3,896.19	14,495.93	15,740.82
(b) Natural Gas	1,322.45	1,426.32	1,382.63	5,636.72	5,514.09
(c) Refinery Products	7,142.02	6,526.70	6,927.34	26,392.75	25,146.68
(d) LPG	43.68	41.17	52.79	166.39	178.34
(e) Pipeline Transportation	165.46	168.72	164.29	936.20	572.23
(f) Renewable Energy	22.55	14.34	23.04	110.70	111.74
Total	13,102.69	11,442.80	12,446.28	47,738.69	47,263.90
Less : Inter Segment Revenue	3,089.92	2,331.37	2,858.46	10,689.14	11,100.15
Net Sales/ Income from Operations	10,012.77	9,111.43	9,587.82	37,049.55	36,163.75
2. Segment Results					
Profit Before Tax and Interest:					
(a) Crude Oil (Including Condensate)	1,696.62	728.24	1,487.51	4,295.60	6,067.96
(b) Natural Gas	385.92	380.50	555.46	1,567.85	2,565.30
(c) Refinery Products	1,326.48	1,113.57	604.39	3,900.44	2,051.60
(d) LPG	25.84	22.63	33.70	97.14	107.38
(e) Pipeline Transportation	32.11	20.60	(1.13)	391.99	(1.66)
(f) Renewable Energy	2.95	(15.72)	3.33	20.70	20.78
Total	3,469.92	2,249.82	2,683.26	10,273.72	10,811.36
Add: Share of Profit of Associates and Joint Ventures accounted for using the equity method	416.94	(223.53)	(272.43)	1,121.56	(58.65)
Add: Interest/Dividend Income	306.94	531.34	258.83	1,429.86	1,299.57
Less:Interest Expenses	381.33	318.70	244.28	1,204.33	1,069.26
Less:Unallocable expenditure net of unallocable income	693.34	328.95	232.76	2,038.89	1,546.59
Profit / (Loss) Before Tax	3,119.13	1,909.98	2,192.62	9,581.92	9,436.43
3. Segment Assets					
(a) Crude Oil (Including Condensate)	15,124.39	13,847.51	12,528.07	15,124.39	12,528.07
(b) Natural Gas	14,540.95	12,881.56	11,734.41	14,540.95	11,734.41
(c) Refinery Products	44,448.39	41,078.80	35,707.45	44,448.39	35,707.45
(d) LPG	70.04	68.15	75.26	70.04	75.26
(e) Pipeline Transportation	1,929.08	1,892.60	1,986.82	1,929.08	1,986.82
(f) Renewable Energy	388.83	425.48	417.09	388.83	417.09
(h) Unallocated Assets	47,346.36	48,759.45	41,995.57	47,346.36	41,995.57
Total Segment Assets	123,848.04	118,953.55	104,444.67	123,848.04	104,444.67
4. Segment Liabilities					
(a) Crude Oil (Including Condensate)	5,181.44	4,717.73	4,038.91	5,181.44	4,038.91
(b) Natural Gas	4,386.56	3,960.26	3,470.73	4,386.56	3,470.73
(c) Refinery Products	24,256.92	21,711.80	18,703.71	24,256.92	18,703.71
(d) LPG	81.24	71.84	58.61	81.24	58.61
(e) Pipeline Transportation	229.01	219.52	350.91	229.01	350.91
(f) Renewable Energy	17.19	21.37	15.53	17.19	15.53
(h) Unallocated Liabilities	25,893.49	24,697.52	23,100.47	25,893.49	23,100.47
Total Segment Liabilities	60,045.85	55,400.04	49,738.87	60,045.85	49,738.87





OIL INDIA LIMITED
Regd. Office : Duliajan- 786602, Assam
CIN: L11101AS1959GOI001148

Website: www.oil-india.com E-mail: oilindia@oilindia.in Telephone: 0120-2419000

ADDITIONAL DISCLOSURE AS PER SEBI (LISTING OBLIGATION AND DISCLOSURE REQUIREMENTS) REGULATIONS, 2015-CONSOLIDATED

Particulars	Quarter Ended			Year Ended	
	31.03.2026	31.12.2025	31.03.2025	31.03.2026	31.03.2025
	Audited	Unaudited	Audited	Audited	
(a) Debt Equity Ratio [(Non-Current Borrowings+ Current Borrowings)/ Total Equity]	0.56:1	0.53:1	0.55:1	0.56:1	0.55:1
(b) Debt Service Coverage Ratio (Times) [Profit after Tax + Finance Cost + Depreciation]/ [Finance Costs + Lease Payments & Principal Repayment]	4.88	1.80	5.17	2.34	1.81
(c) Interest Service Coverage Ratio (Times) [Profit Before Tax+ Finance Cost+ Depreciation]/ [Finance Costs]	11.01	9.24	12.16	11.21	11.99
(d) Capital Redemption Reserve (₹ in crore)	-	-	-	-	-
(e) Debenture Redemption Reserve (₹ in crore)	113.34	95.93	95.93	113.34	95.93
(f) Net Worth (₹ in crore) [Equity Share Capital+ Other Equity (excluding OCI and Capital Reserve)]	53716.19	52662.97	48955.94	53716.19	48955.94
(g) Net Profit after Tax (₹ in crore)	2424.46	1435.89	1496.97	7550.67	7039.63
(h) Earnings Per Share (₹)	12.91	7.35	8.05	40.70	40.27
(i) Current Ratio (Times) [Current Assets / Current Liabilities]	1.09	1.29	1.23	1.09	1.23
(j) Long Term Debt to Working Capital (Times) [Non-Current Borrowings/ (Current Assets - Current Liabilities)]	22.59	7.66	7.95	22.59	7.95
(k) Bad Debts to Account Receivable Ratio (Times) [Bad Debts/ Average Trade Receivable]	-	-	-	-	0.00
(l) Current liability Ratio (Times) [Current Liability/ (Non- Current Liability+ Current Liability)]	0.29	0.27	0.31	0.29	0.31
(m) Total Debts to Total Assets (Times) [(Non-Current Borrowings+ Current Borrowings)/ Total Assets]	0.29	0.28	0.29	0.29	0.29
(n) Debtors Turnover (Times)-Quarter ended figures are not annualised [Sales (Net of Discounts) / Average Trade Receivable]	2.41	2.46	2.76	9.49	10.90
(o) Inventory Turnover (Times)-Quarter ended figures are not annualised [Sales (Net of Discounts)/ Average Inventory]	1.98	1.95	1.90	7.04	7.59
(p) Operating Margin (%) [(Profit before Exceptional Item and Tax+ Finance Costs- Other Income)/ Revenue from Operations]	25.78%	19.71%	24.27%	20.87%	24.60%
(q) Net Profit Margin(%) (Profit after Tax/ Revenue from Operations)	24.21%	15.76%	15.61%	20.38%	19.47%



Notes to Consolidation Financial Results for the quarter and year ended 31st March, 2026:

1. The above Consolidation Financial Results of the Company for the quarter and year ended 31st March 2026 have been reviewed and recommended by the Audit & Ethics Committee and approved by the Board of Directors in their respective meetings held on 13th May 2026.
2. The Joint Statutory Auditors of the Company have audited the Consolidation Financial Results for the quarter and year ended 31st March 2026 as required under Regulation 33 and 52 of the SEBI (Listing Obligations and Disclosure Requirements) Regulations, 2015.
3. The audited financial statements are subject to review by the Comptroller and Auditor General of India under section 143 (6) (b) of the Companies Act, 2013.
4. The Board of Directors in its 580th meeting held on 13th May 2026 has recommended a final dividend of ₹ 1.00 per equity share (face value of ₹ 10 per equity share) subject to the approval of the shareholders. This is in addition to the 1st and 2nd interim dividend of ₹ 3.50 and ₹ 7.00 per equity share respectively, paid during the year by the Parent Company.
5. The Government of India has consolidated 29 existing labour laws into a single framework consisting of four labour codes: the Code on Wages, 2019; the Code on Social Security, 2020; the Industrial Relations Code, 2020; and the Occupational Safety, Health and Working Conditions Code, 2020 (collectively, the "New Labour Codes"). The New Labour Codes came into effect on 21st November 2025. The corresponding Rules under these codes are notified on 8th May 2026. The Parent Company has estimated and recognised the impact of implementation of the New Labour Codes for the year ended 31st March 2026. The impact of the same is not material to the results for the financial year.
6. Service Tax demand was raised on the Parent Company for the period March 2016 to June 2017 seeking to levy Service Tax on Royalty paid on Crude Oil & Natural Gas under the Oil Fields (Regulation & Development) Act, 1948 for the States of Assam, Arunachal Pradesh and Rajasthan. The Parent Company has challenged the demand on various grounds by filing writ petitions before different High Courts. However, pending adjudication of the Writs, the Parent Company has deposited under protest the entire Service Tax demand of ₹ 257.13 crore.

Goods and Services Tax (GST) was implemented w.e.f. 1st July 2017 and as per the FAQs on Government Services issued by CBIC, GST is payable on Royalty paid for assignment of right to use natural resources. However, based on a legal opinion obtained by the Company, Service tax/GST is not payable on Royalty payable/paid under the Oil Fields (Regulation & Development) Act, 1948. The Parent Company has accordingly filed Writ Petitions in different High Courts challenging such levy. Further, the Hon'ble Gauhati High Court, vide its interim order dated 2nd November 2021 has granted stay on the GST on royalty payments made by the Parent Company in the State of Assam until further orders. Keeping in view the jurisdiction of Gauhati High Court, the Parent Company has submitted a representation to GST Department, Arunachal Pradesh and the payment of GST on this account in the state of Arunachal Pradesh is presently on hold.

The total GST amount deposited under protest till 31st March 2026 is ₹ 1,264.45 crore. Further out of the above-mentioned amount the Parent Company has received refund of ₹ 24.42 crore in the State of Assam.

All pending cases of the Parent Company before Gauhati High Court and Rajasthan High Court were transferred to Hon'ble Supreme Court for hearing by the Nine Judge Constitution Bench. However, Hon'ble Supreme Court vide its order dated 14th March 2024 has de-tagged the cases from the civil appeals Nos. 4056-4064/1999. The Hon'ble Supreme Court vide its order dated 25th July 2024 on a similar case under the Mines and Minerals (Development and Regulation) Act (MMDR Act) has, inter-alia, stated that royalty paid



under MMDR Act is not a tax. However, the nature of royalty paid under Oilfields (Regulation and Development) Act is to be decided by the Court separately as it has the distinct constitutional provision.

In view of the substantial time lapsed in litigating the matter, uncertainty involved in securing favourable decision and accumulation of a huge amount, the Parent Company had internally reviewed the matter and made a provision towards Service Tax/ GST on royalty on the ground of prudence and conservative principle. The amount provided for the quarter ending 31st March 2026 is ₹ 243.79 crore which includes an interest of ₹ 96.97 crore (₹ 865.12 crore including interest of ₹ 360.42 crore for the twelve months ended 31st March 2026). The total amount provided on account of disputed service tax/GST on royalty till 31st March 2026 is ₹ 4,753.77 crore.

However, pending adjudication of the matter, the service tax /GST paid under protest has been/ being claimed as an allowable deduction under the Income Tax Act, 1961.

7. A Joint Venture Company (JVC) in the name of "Arunachal Gas Private Limited" was incorporated on 15th November 2025, with equity participation of 50% from the Parent Company and 50% from Bharat Petroleum Corporation Limited. The said Company has been formed for laying, building, operating and expanding the City Gas Distribution (CGD) network in the state of Arunachal Pradesh. The initial capital contribution of ₹ 2.50 crore has been disclosed as Advance against equity shares pending allotment.
8. During the financial year, the Parent Company has not received the financial statements/results of M/s Suntera Nigeria 205 Limited, a Joint Venture due to no operational activity at project level. Further, the net carrying value of the investment and the loan provided to Suntera Nigeria 205 Limited is ₹ Nil as on 31st March 2026. Accordingly, the audited consolidated financial results for the financial years ended 31st March 2026 have been prepared without considering the same and impact of the same is not material to the Consolidated Financial Results.
9. The figures for the quarter ended 31st March 2026 and 31st March 2025 are the balancing figures between audited figures in respect of the full financial years ended 31st March 2026 and 31st March 2025 respectively and the published year to date figures up to the nine months ended 31st December 2025 and 31st December 2024 respectively, of relevant financial years which were subjected to limited review.
10. The Company hereby, declares that the Joint Statutory Auditors have issued Audit Report for consolidation Financial Statements with unmodified opinion for the year ended 31st March 2026.
11. Figures of previous periods have been regrouped / reclassified, wherever necessary, to conform to current period's classification.



For Oil India Limited

(Abhijit Majumder)
Director (Finance)
DIN: 10788427



Place: Noida

Date: 13th May 2026



ऑयल इंडिया लिमिटेड
Oil India Limited
भारत सरकार के अधीन
एक महारत्न सीपीएसई
A Maharatna CPSE under
Government of India

निगमित कार्यालय /Corporate Office
ऑयल हाउस/OIL House,
प्लॉट नं. / Plot No.19, सेक्टर/Sector -16A,
नोएडा/ Noida-201301(उ.प्र.) (U.P.)
फोन/Phone: +91-120-2419000
ई-मेल/E-mail: oilindia@oilindia.in

Other Information – Integrated Filling (Financial) for the quarter and year ended 31st
March'2026:

(In accordance with the SEBI circular no. SEBI/HO/CFD/CFD-PoD-2/CIR/P/185 dated
December 31st, 2024)

Sl.no.	Particulars	Remarks
1	Statement on deviation or variation for proceeds of public issue, right issue, preferential issue, qualified institutional placement etc.	Not Applicable
2	Disclosure of outstanding default on loan and debt securities.	No Default hence Not Applicable


(Abhijit Majumder)
Director (Finance)
DIN: 10788427

Place: Noida

Dated: 13th May 2026