



OBSC PERFECTION LIMITED

(Formerly Known as OBSC Perfection Private Limited)

Date: 27th November 2024

To
National Stock Exchange of India Limited
Exchange Plaza, Plot No. C/1, G-Block,
Bandra- Kurla Complex, Bandra (East),
Mumbai – 400051 Maharashtra, India.

NSE Symbol - OBSCP

Dear Sir/ Madam,

Sub: - Intimation regarding submission of Investor Presentation under Regulation 30(6) of the SEBI (Listing Obligations and Disclosure Requirements), Regulations 2015

Please find enclosed our Investor Presentation. This presentation provides an overview of our Company's operations and financial performance until the half-year ended September 30, 2024.

The presentation is being submitted in compliance with Regulation 30(6) of the SEBI (Listing Obligations and disclosure Requirement) Regulations 2015.

The same is also being made available on the Company's website www.obscperfection.com.

This is for information of the Exchange and Members.

Thanking you,

Yours faithfully
For OBSC PERFECTION LIMITED

Asha  Digitally
signed by
Narang Asha Narang

ASHA NARANG
DIRECTOR
DIN NO. 00296714

Encl: As above

CIN: U27100DL2017PLC314606

Registered Office: 6-F, 6th Floor, M-6 Uppal Plaza, Jasola District Center, New Delhi-110025

E-mail: ig@obscperfection.com, ekta@omegabrightsteel.com, Phone: 011-26972628

Investor Presentation

OBSC Perfection Limited



www.obscperfection.com

November 2024



This presentation by OBSC Perfection Limited (referred to as “OBSC Perfection”, “OBSCP”, “our Company”, “Company”) provides general background information on the company and its activities as of the date on the document. It is strictly for informational purposes and should not be shared, reproduced, or used by any other parties outside the specified purpose. The company disclaims any obligation to provide updates or correct any inaccuracies that may arise in this information.

Statements in this presentation are current as of the specified date and includes forward-looking statements based on assumptions about future events, intentions, or expectations. These forward-looking statements contain uncertainties and are not guarantees of future performance; actual results may vary significantly due to factors that differ from the assumptions made. Readers are cautioned against placing undue reliance on these statements, as there is no assurance of accuracy or fulfillment of future projections.

Industry data and projections cited in this presentation are sourced from third-party publications believed to be reliable, yet the company has not independently verified these sources. These projections, based on subjective judgment and analysis, may be inaccurate or incomplete, and should not be heavily relied upon. Similarly, financial information included is based on key assumptions and does not necessarily reflect audited results or future financial outcomes.

While efforts were made to ensure the information is accurate and opinions are fair, the presentation's content may change without notice. OBSC Perfection, representatives, employees or directors make no representations or guarantees regarding the accuracy or completeness of this information. They accept no liability for any loss or damage resulting from reliance on or use of the presentation's content. This document is not an offer or solicitation for investment, nor should it form the basis of any contractual or investment decisions.

By accessing this presentation, recipients agree to be bound by the terms of this disclaimer, which specifies that all legal claims arising from the use of this information will be governed by the laws of India.



About OBSC Perfection

4 - 24

Financial Highlights

24 - 29

Annexures

30 - 33

About OBSC Perfection



4

Manufacturing Facilities

22.8%

Export Share

7

Countries

~Rs. 57 crores

Gross Block

~Rs.360 crores

Order Book & Nominations

90+

Employees

42.6%

**Revenue CAGR
(FY22-FY24)**

71.2%

**Operating EBITDA CAGR
(FY22-FY24)**

84.2%

**PAT CAGR
(FY22-FY24)**

Business Overview

- Established in 2017, OBSC Perfection is a **manufacturer of precision engineered metal products**
- Manufactures wide range of precision engineered metal components with a product portfolio spanning over 20 products (excluding multiple iterations), with more highly specialized product development under pipeline
- 4 manufacturing facilities** in two prominent auto-hubs, i.e., Pune & Chennai, with manufacturing facilities spanning 110,000+ sq. ft.
- Strong in-house manufacturing capabilities across **machining, turning, investment casting, fabrication, and assembly**
- Historically served Automotive Sector; rapidly expanding in Defense & Marine sector
- Part of the 50+ years old Anglian Omega Group which has presence in Bright Bar Steel, Electric Mobility & Auto Components Industries
- Marquee **global customers with long-standing relationships**; increasing wallet share with customers YoY



Key Products



Shock Absorber Rods



Sensor Boss



Electronic Percussion Fuze Parts



Turned Fitting

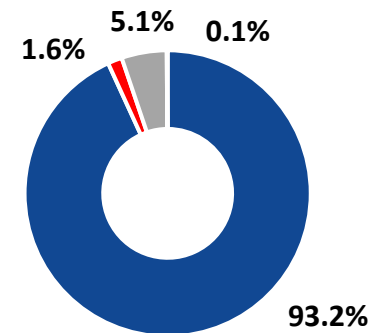


Water Injector

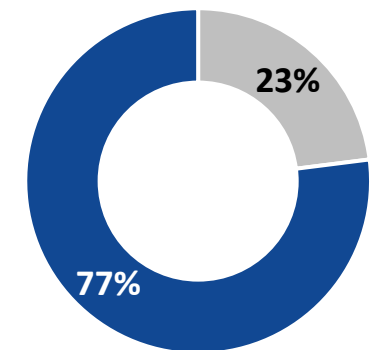


Nut Fasteners

Revenue Segmentation (for H1FY25)



- Automotive
- Marine
- Defense
- Telecommunication



- Exports
- Domestic



Anglian Omega Group

Established in 1969, Anglian Omega group has presence across Bright Bar Steel, Auto Components and Electric Mobility industries

Key Corporate Promoters of OBSC Perfection Limited

Omega Bright Steel & Components Private Limited

- Shareholder in OBSC Perfection Limited, established in 2007.
- Manufacturer of High/Low Carbon Steel Bars
- Operates 2 Facilities in Pune & Chennai
- **FY24 Turnover : Rs. 202.4 Crores**

Omega Bright Steel Private Limited

- Flagship entity of the Anglian Omega Group, established in 1969.
- Manufactures Bright Bar Steel, Cold Forging Components, Steel Wires, Pipes
- Operates 3 Facilities in Faridabad
- **FY24 Turnover : Rs. 312.0 Crores**

Strategic Advantage from Anglian Omega Group's Legacy



Strategically Located Facilities with Promoter Entity

Our bright bar steel supplier facility is located next door ensuring consistent supply for one of our raw material. Enables us to meet **global customers' requirement of integrated solution and build trust for consistent supply.**



Efficient Supply Chain Management & Operations

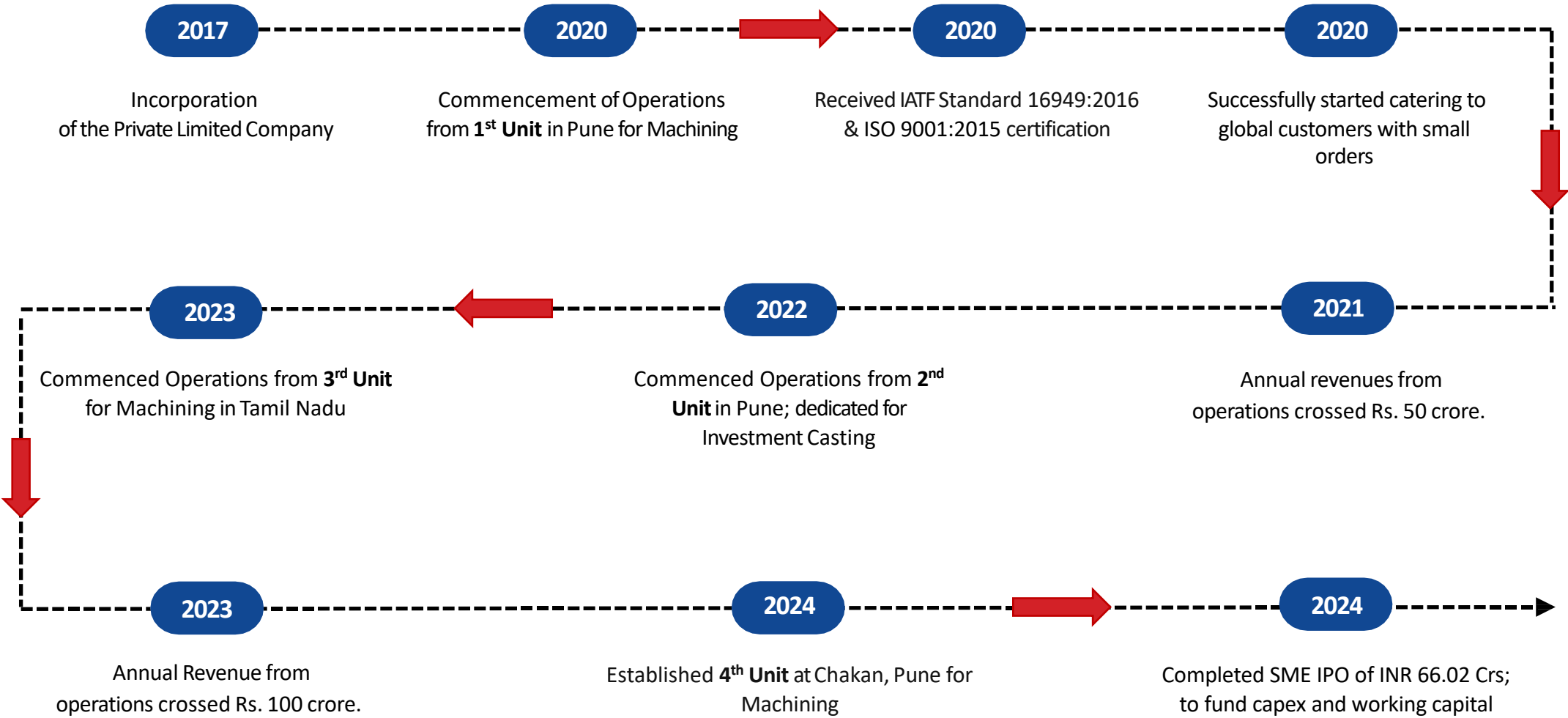
Co-location with our supplier **eliminates middlemen, cuts logistics costs, improves inventory management,** and ensures timely delivery, boosting profitability.











Manufacturing expertise

50+ years of Manufacturing legacy across variety of products for Automotives, Sheet metal fabrication, Cold forming parts, precision machined components, etc. helps **OBSCP get access to marquee customers**

Key Milestones



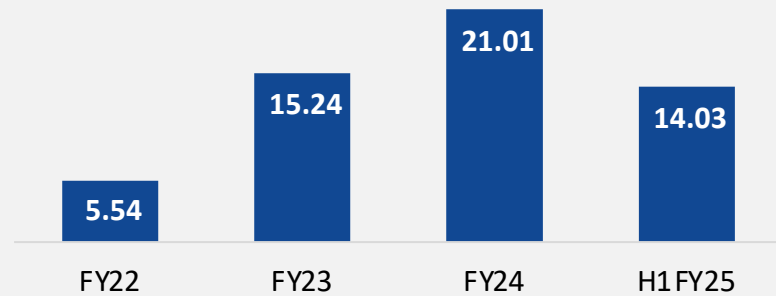
Products' Applications across Industries

Industries	Applications		
<p>Automotive</p>	 <p>Exhaust Systems</p>	 <p>Steering & Suspension Systems</p>	 <p>Braking Systems</p>
<p>Defense</p>	 <p>Ammunition</p>	 <p>Fuses</p>	
<p>Marine</p>	 <p>Mechanical Cables</p>	 <p>Steering Systems</p>	
<p>Telecommunications</p>	 <p>Antennas & Towers</p>		

Consistent Growth Trajectory Supported Robust Demand, Addition of New Customers & Enhanced Precision Manufacturing Capabilities

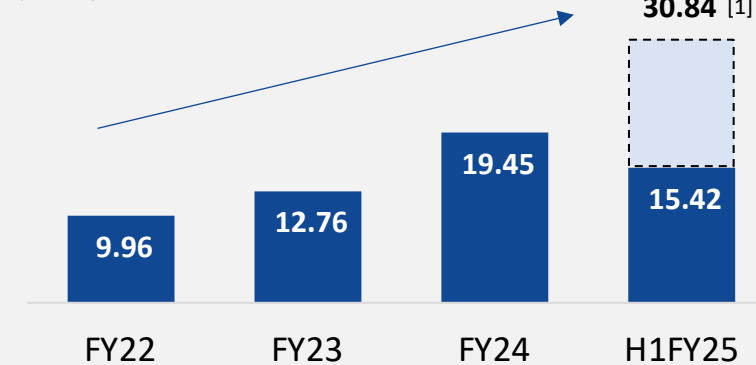
Capital Expenditure incurred from FY22 to H1FY25 :
Rs. 55.82 crores

(Rs. Crs.)



Export CAGR
FY22-FY24: 40%

(Rs. Crs)



Rapid Expansion in Defense Segment

- Defense Order Book valued at ₹130 crore.
- Revenue from the defense segment up from ₹0.28 crore in full-FY24 to ₹1.09 crore in H1 FY25.

Growth Strategy

Capex : Continue to undertake capex to expand capacity; Funds of INR 30.59 Crs from IPO proceeds besides further planned capacity additions.

New Industries : Expanding beyond automotive; strong focus on defense and marine sectors. Exploring new industries such as wind energy & railways.

Exports : Increase share of exports to 40% over next 2-3 years; significantly higher margins businesses.

Advanced Machineries : Continue to invest in high-end machineries enabling to meet high level of quality to serve global MNC.

Customer Acquisition Journey

Onboarding customers & understanding requirements.



End-to-end development from concept, design, prototyping to validation.



In-house rigorous testing ensures compliance with customer's granular specifications and application needs spanning 6-9 months.



Development includes precision designing, advanced testing, and deploying engineering teams and resources.



Customer testing spans 6-9 months, extending project timelines to 1-1.5 years pre-billing.

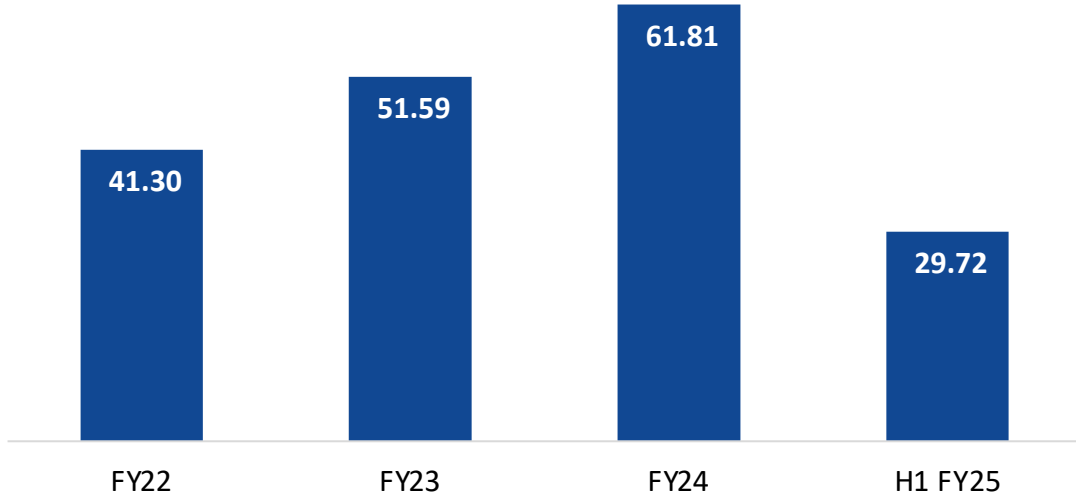
Case Study

Developed Shaft for a Leading European customer involving ~15 months for product development, deployment and testing to win an order for precision components used in wind turbine, leading to our 1st order catering to renewable energy segment.

We manufacture precise components for diverse applications with strict quality standards, which are then sourced from us for a long project period; building strong relationship with customers and giving us competitive edge over other players and new entrants.

Revenue from Customers with 3+ years' relationship

(Rs. Crs).





Saksham Leekha
Managing Director

- Serving as Managing Director since May 2024.
- Oversees all units, focuses on customer addition, product, technology upgradation and automation.
- B. Tech in Computer Science from Guru Gobind Singh Indraprastha University.
- 7+ years Industry Experience



Sanjeev Verma
Executive Director & CFO

- Serving as Director since incorporation in March 2017
- Leads expansion efforts in Chennai and South India market development.
- 35+ years experience in bright bar manufacturing with expertise in financial planning, cost control, and tax compliance.



Kuntal Mukherjee
Chief Growth Officer

- Serving as Chief Growth Officer driving sales and marketing initiatives since November 2022.
- Holds MBA in Marketing and Strategy from Liverpool Business School.
- 12+ years in sales and marketing; worked with Bosch and ZF.



Asha Narang
Non-Executive Director & Chairperson

- Serving as Director since incorporation in March 2017.
- Holds a Bachelor of Arts degree from Pramila College, Delhi.
- 50+ years experience with the Anglian Omega Group, specializing in the steel and auto components industry.



Ashwani Leekha
Executive Director

- Serving as Director since incorporation in March 2017.
- Oversees plant operations and process improvements within the company.
- 35+ years in precision engineering and plant operations.



Bangali Singh
Head – Operations

- Joined as Production Head in June 2019 and was promoted to Head- Operations in July 2022.
- Leads process enhancement & identifies improvements for operational efficiency.
- 20+ years of experience in production engineering with expertise in CNC programming, formerly worked for Omax Auto

Unit - I: Pune, Maharashtra

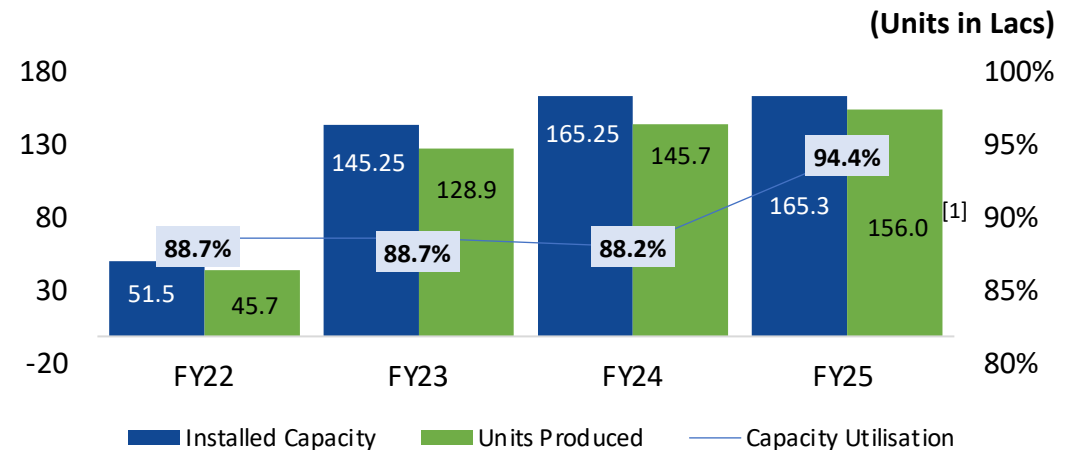
Process – Machining

Owned

Manufacturing Capabilities

- Turning Centers
- Center-less Grinding Machines
- Internal Grinding Machines
- CNC Sliding Heads
- CAM based Single Spindle Lathes with Bar Feeder
- Induction Hardening
- Thread Rolling Machines
- Welding SPM
- Vertical Broaching
- SPMs for Milling, Drilling C Taping
- Vertical Machining Centers with 4th axis C Pallet changer
- Robotic Arm for component handling and loading
- Automatic Visual Inspection Machines
- CMM (Co-ordinate Measuring Machines)

Facility Area: 19,945 sq. ft



Unit - II: Pune, Maharashtra

Process – Machining & Investment Casting

Leased

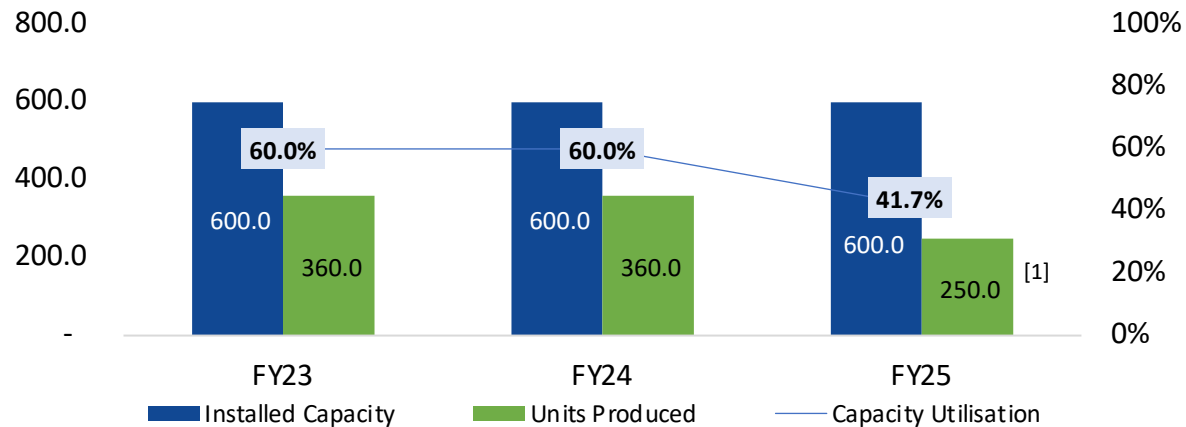
Manufacturing Capabilities

- Investment Casting
- Wax or Plastic Pattern Creation
- Investment Mold
- Metal Melting & Pouring
- Cooling & Mold Removal
- CNC Turning Centers
- Vertical Machining Centers with 4th axis & Pallet changer

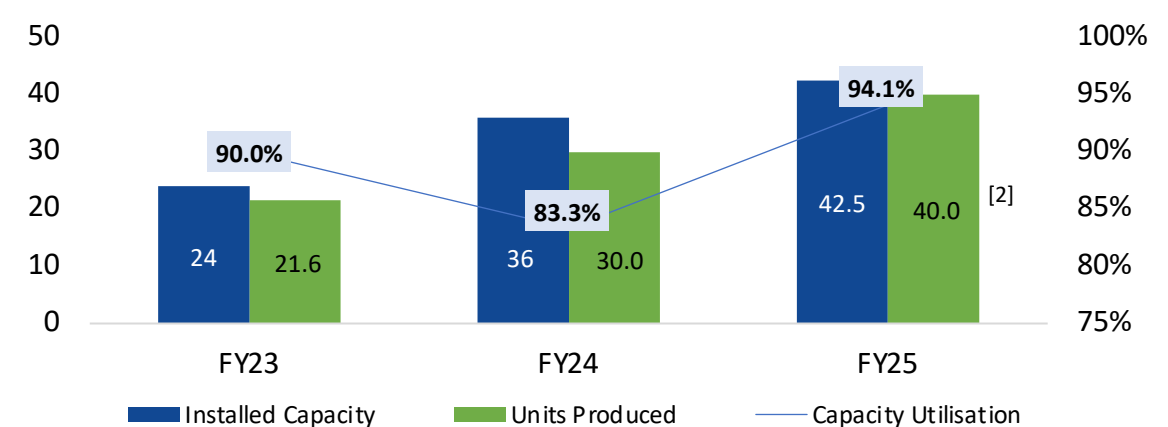
Facility Area: 21,000 sq. ft



Investment Casting (Units in Metric Tons)



Machining (Units in Lacs)



Unit - III: Chennai, Tamil Nadu

Process – Machining

Leased

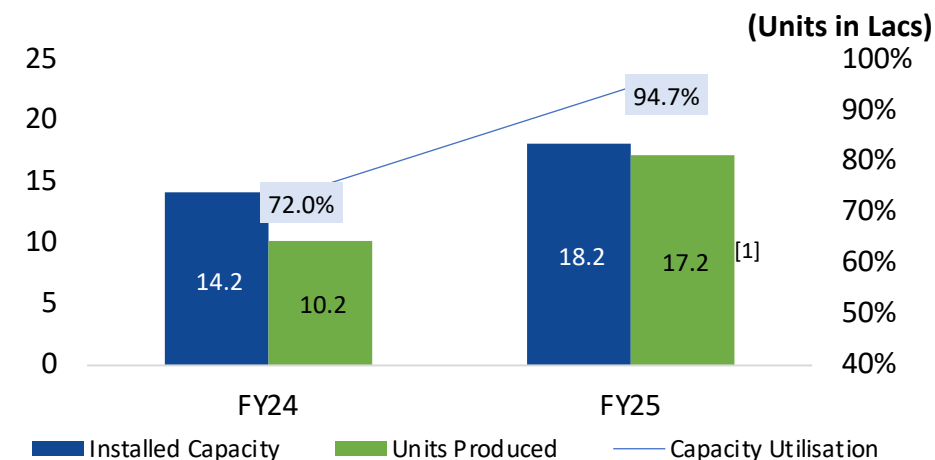
Manufacturing Capabilities

- CNC Turning Centers
- Center-less Grinding Machines
- CNC Sliding Heads
- CAM based Single Spindle Lathes with Bar Feeder
- Thread Rolling Machines
- Vertical Broaching
- SPMs for Milling, Drilling & Tapping
- Vertical Machining Centers with 4th axis & Pallet changer

Facility Area: 53,628 sq. ft



Expansion plan from IPO proceeds	Capacity in Units
Current Installed Capacity	18.16 lakhs
Capacity Expansion from IPO Proceeds	35.00 lakhs
Total Installed Capacity post capex	53.16 lakhs



Unit - IV: Pune, Maharashtra

Process – Machining

Leased

Manufacturing Capabilities

- CNC Machine
- Lathe Machine
- Grinding Machine
- Drill Machine
- Bar Cutting Machine
- Sliding Head

Facility Area: 15,600 sq. ft



Expansion plan from IPO proceeds	Capacity in Units
Current Installed Capacity	-
Capacity Expansion from IPO Proceeds	25.0 lakhs
Total Installed Capacity post capex	25.0 lakhs

Advanced Machineries for High Precision Output



Vertical Machining Center



CNC Machine



Sliding Head Machine



Co-Ordinate Measuring Machine



Swiss-type CNC lathe



OD CNC Grinding Machine

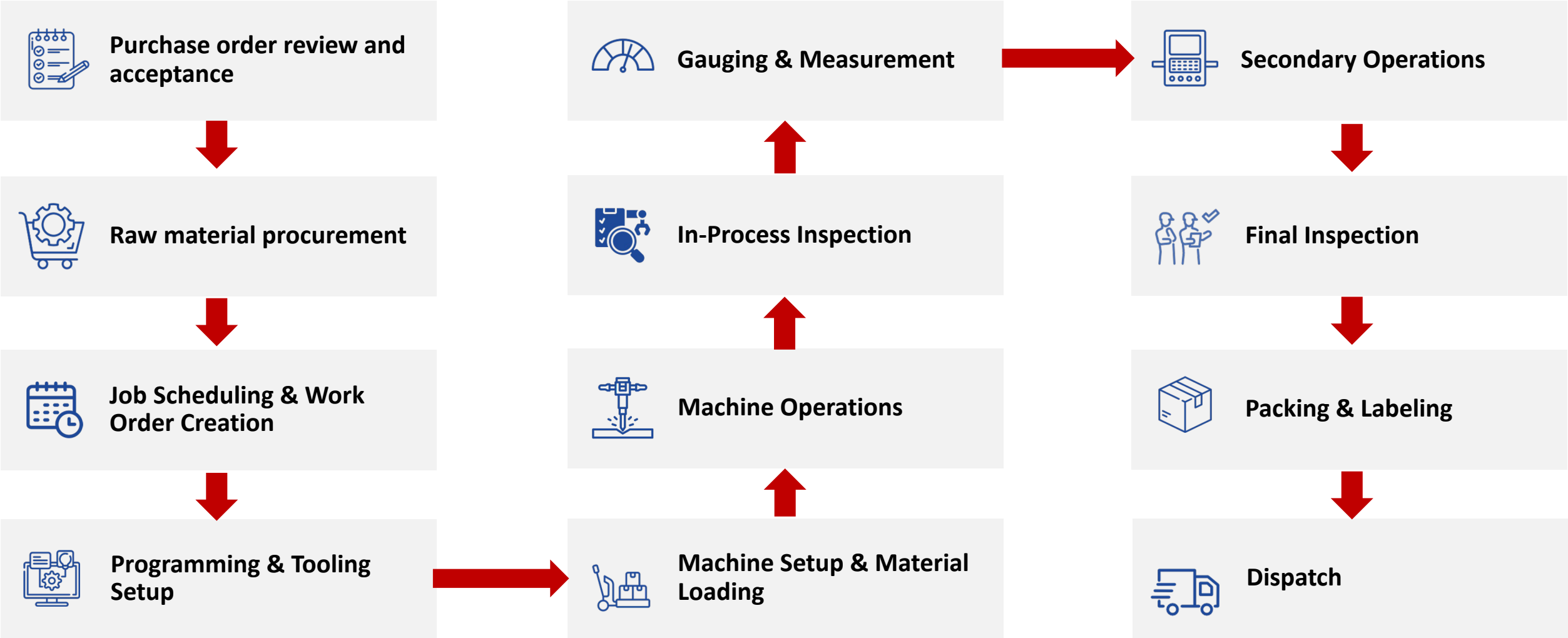


Circular Saw Machine

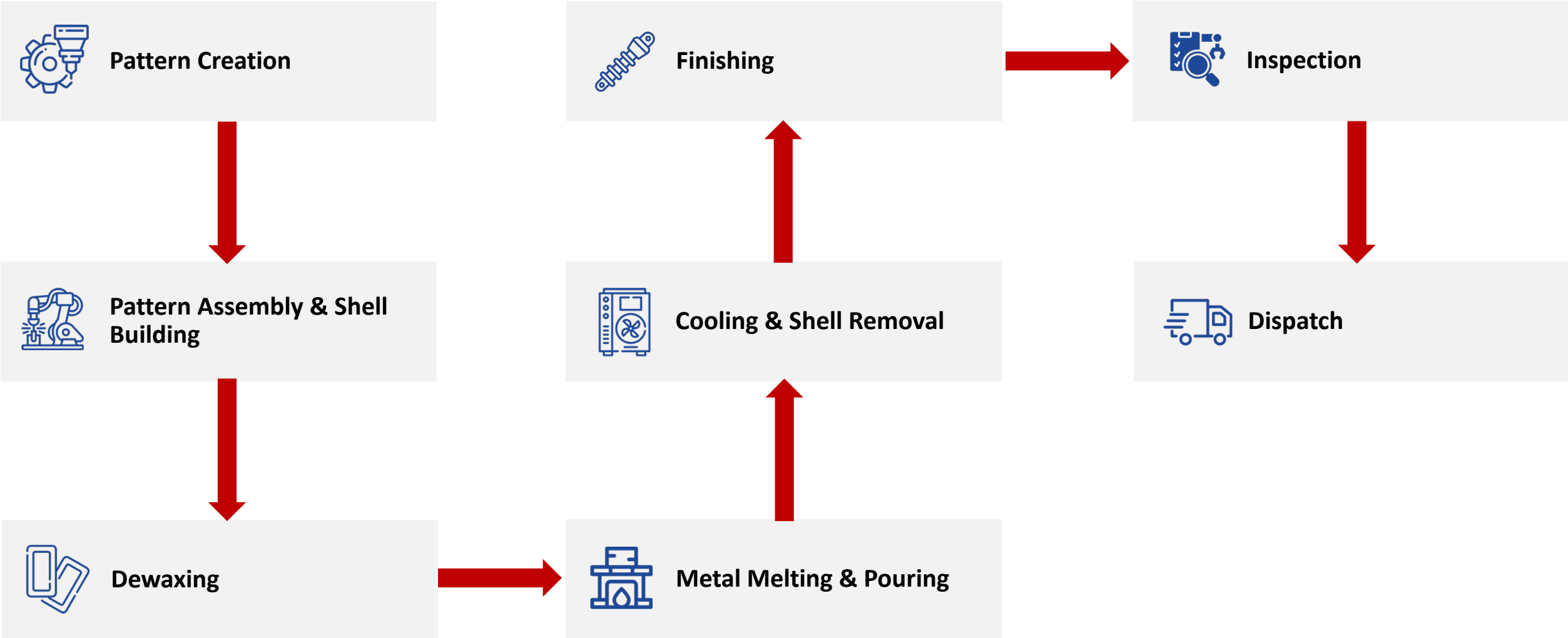


Digital Rockwell Hardness Tester





Machining & Turning



Investment Casting

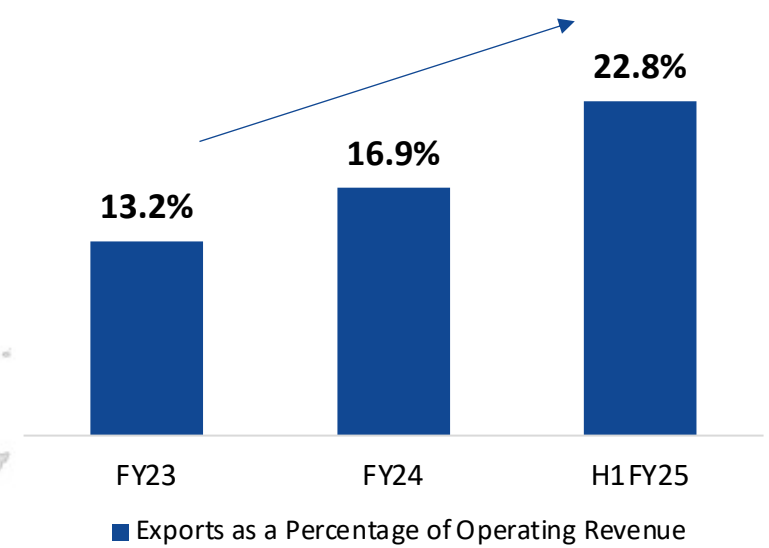
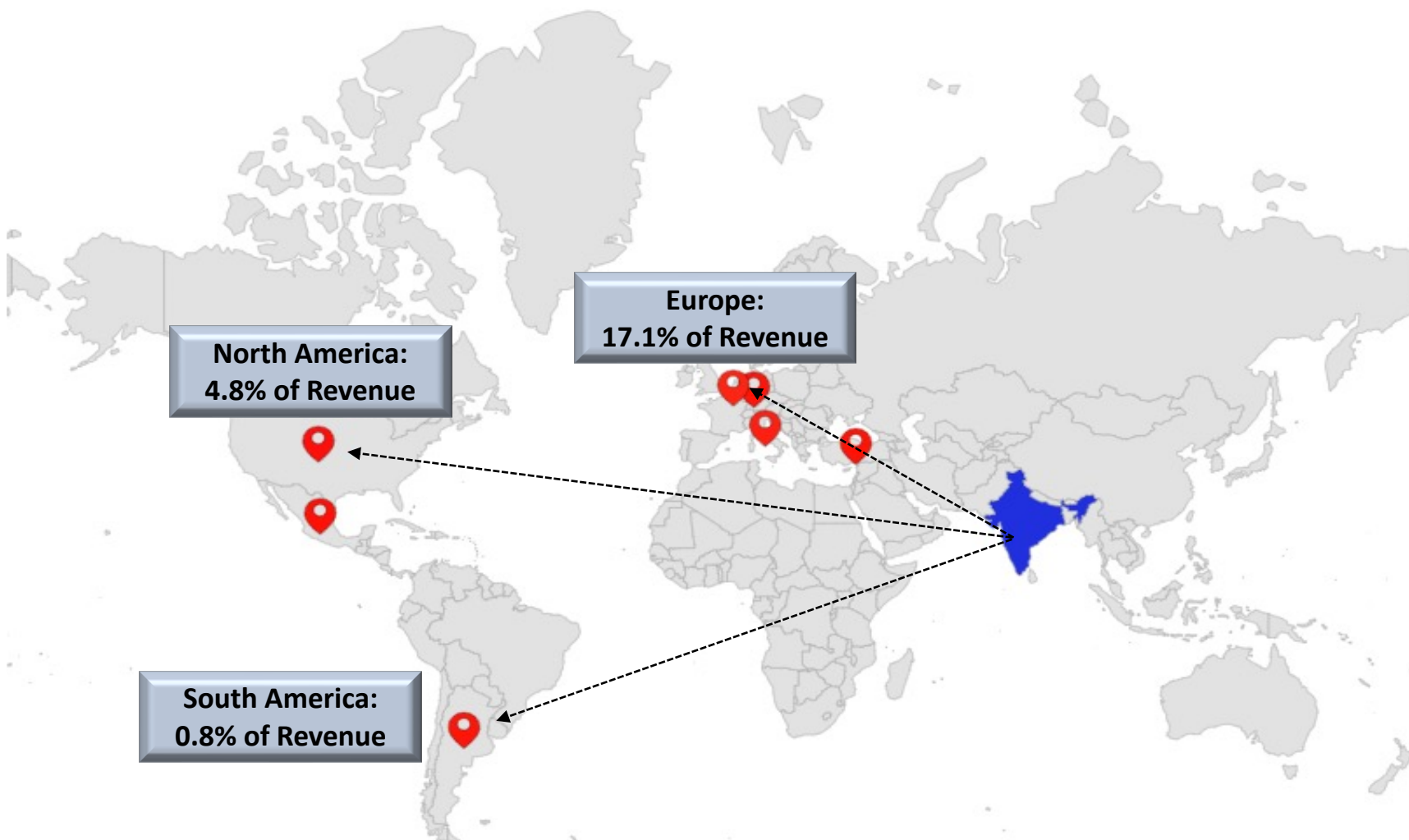


Some of Our Key Specialized Product

Product	Industry	Application	Competency	Customers	Geographic Segment
	Automotive	High End Motor Bike Suspension	Critical Tolerance & precision	ZF	Italy / Europe
	Automotive	EGR Application (Exhaust)	Critical Dimensional Tolerance developed Investment Casting & Machining	Mahle	Germany
	Marine	Cable End Fitting	Design and production of precise fittings ensuring reliable connectivity and performance	Dometic	USA
	Defense	Missile	Critical Mating Part Application	Bharat Electronics	India

Increasing Global Presence

Exporting to 7 countries



Long-Standing Client Relationships:



Other Key Customers:

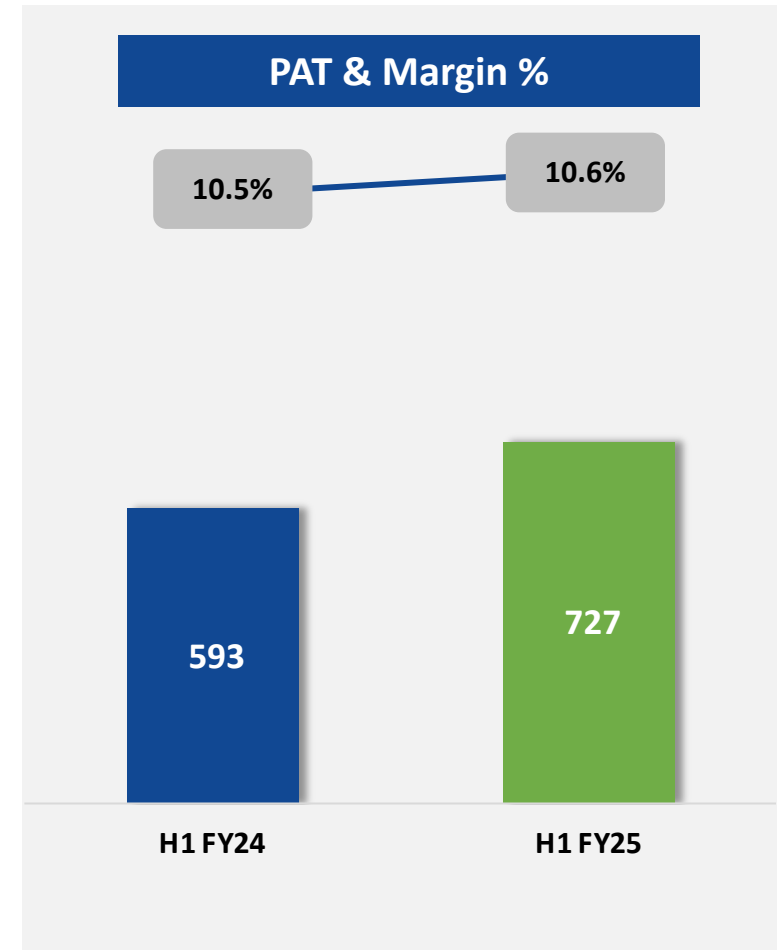
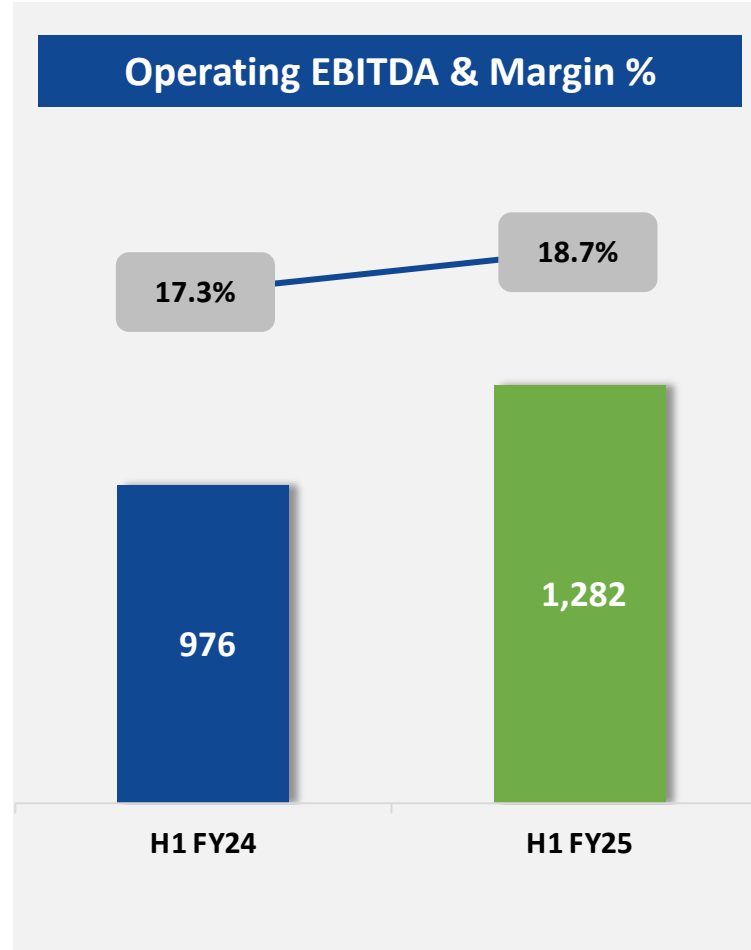
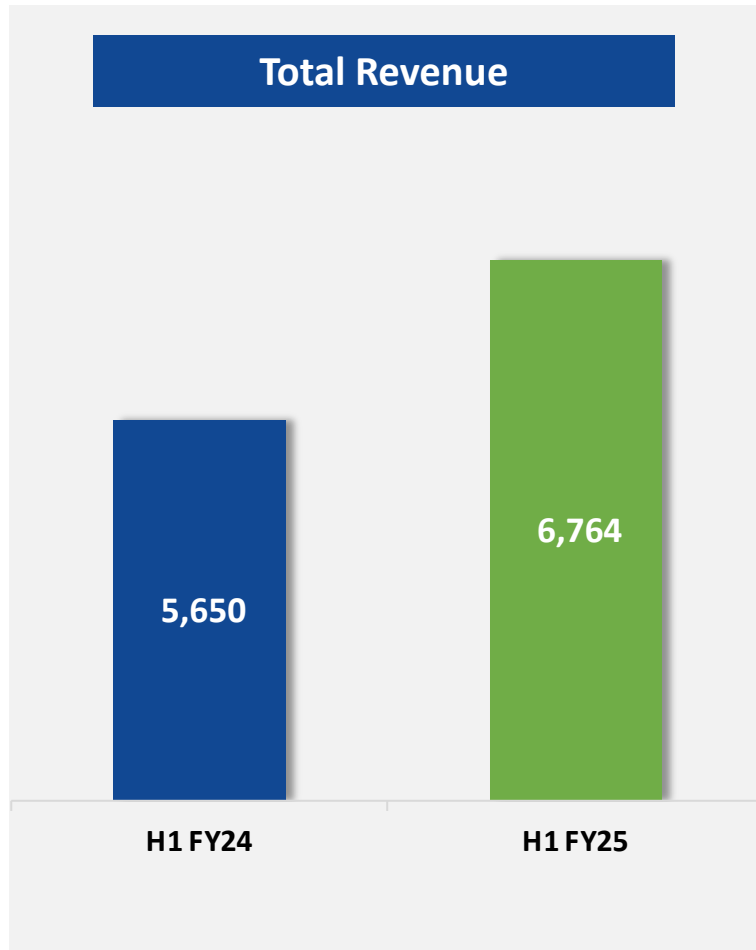


Financial Highlights



H1 FY25 vs. H1 FY24

(Rs. Lakhs)



Highest ever half-yearly Total Revenue, EBITDA and PAT in the Company's history

Revenue Segmentation

(Rs. Lakhs)

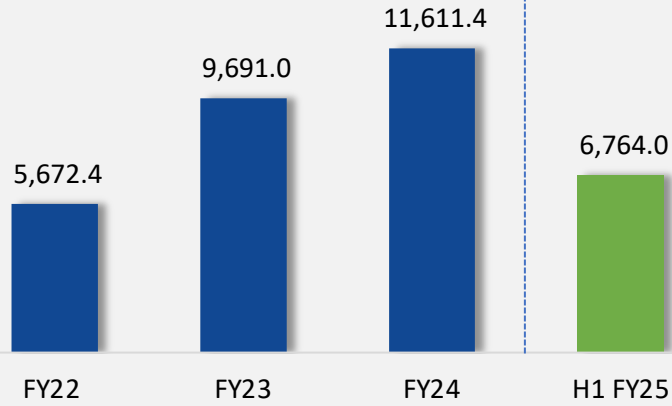
Industry-wise Revenue	FY22		FY23		FY24		H1 FY25	
	Revenue	%	Revenue	%	Revenue	%	Revenue	%
Automotive	4,648.3	82.2%	8,746.4	90.8%	10,699.3	93.0%	6,302.2	93.2%
Defense	-	-	0.6	0.0%	28.7	0.2%	109.6	1.6%
Marine	1,005.2	17.8%	888.9	9.2%	771.5	6.7%	345.4	5.1%
Telecommunication	-	-	-	-	3.5	0.0%	6.8	0.1%
Revenue from Operations	5,653.4	100.0%	9,635.9	100.0%	11,503.0	100.0%	6,764.0	100.0%

Geography-wise Revenue	FY22		FY23		FY24		H1 FY25	
	Revenue	%	Revenue	%	Revenue	%	Revenue	%
Domestic	4,657.1	82.4%	8,360.1	86.8%	9,558.4	83.1%	5,222.4	77.2%
Export	996.3	17.6%	1,275.8	13.2%	1,944.6	16.9%	1,541.6	22.8%
Italia	-	-	10.9	0.1%	777.3	6.8%	743.1	11.0%
Germany	230.4	4.1%	643.3	6.7%	676.8	5.9%	407.2	6.0%
USA	761.8	13.5%	564.7	5.9%	414.1	3.6%	325.0	4.8%
Argentina	-	-	48.6	0.5%	57.2	0.5%	51.3	0.8%
Turkey	-	-	-	-	1.4	0.0%	8.1	0.1%
Belgium	0.0	0.0%	8.3	0.1%	17.8	0.2%	5.5	0.1%
Mexico	-	-	-	-	-	-	1.5	0.0%
Indonesia	4.0	0.1%	-	-	-	-	-	-
Revenue from Operations	5,653.4	100.0%	9,635.9	100.0%	11,503.0	100.0%	6,764.0	100.0%

Financial Track Record

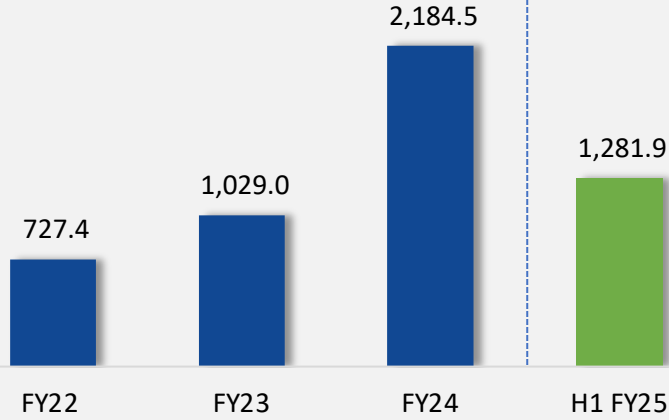
Total Revenue

(Rs. Lakhs)



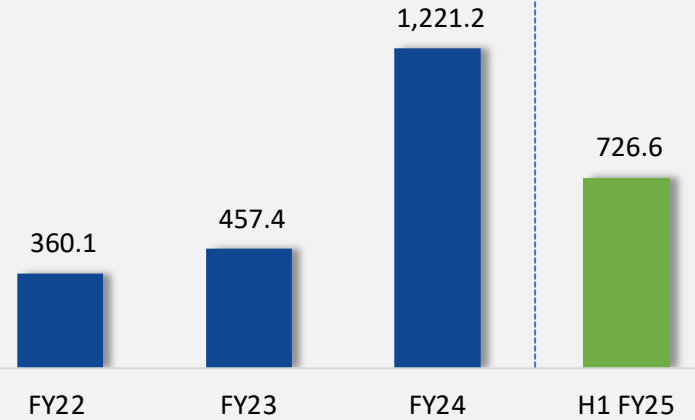
EBITDA

(Rs. Lakhs)

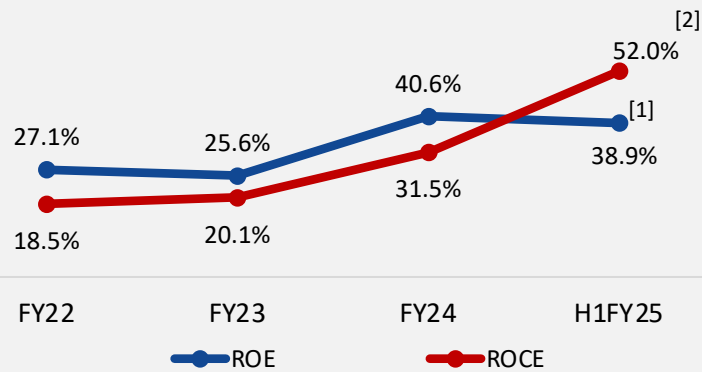


Profit After Tax

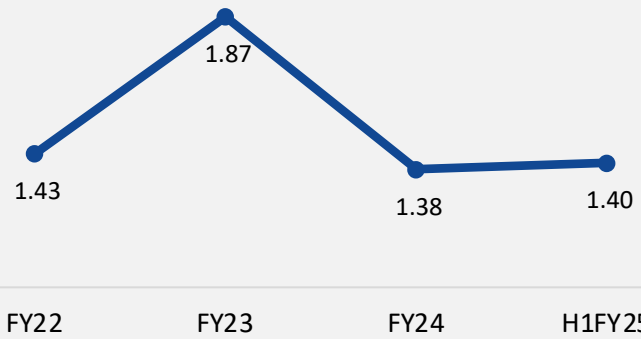
(Rs. Lakhs)



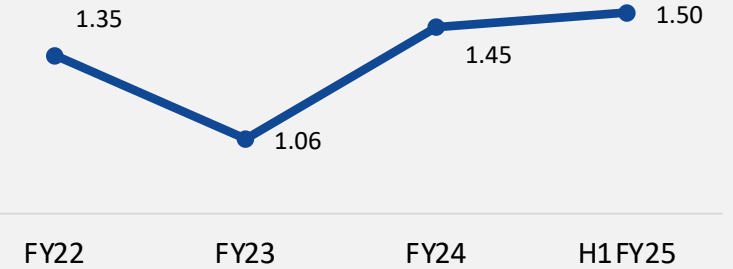
ROE & ROCE (%)



Debt-Equity Ratio



Current Ratio



Statement of Assets & Liabilities

Particulars (Rs. Lakhs)	FY22	FY23	FY24	H1 FY25
ASSETS				
Non-current assets				
Property, Plant and Equipment	2,211.3	3,030.4	4,082.7	4,635.1
Capital Work in Progress	168.4	490.2	218.1	900.0
Non-Current Advances & Other	42.9	71.7	100.0	198.4
Non-Current Assets				
Total non-current assets	2,422.6	3,592.3	4,400.7	5,733.5
Current assets				
Inventories	677.4	861.9	1,490.6	1,992.7
Trade Receivables	1,558.1	1,996.7	2,152.9	3,220.1
Cash & Bank Balances	39.5	60.5	58.4	87.5
Short-Term Loans and Advances	148.9	404.6	548.0	442.2
Other Current Assets	1.0	-	-	-
Total current assets	2,424.9	3,323.7	4,249.9	5,742.5
Total Assets	4,847.5	6,916.0	8,650.6	11,476.0

Particulars (Rs. Lakhs)	FY22	FY23	FY24	H1FY25
EQUITY AND LIABILITIES				
Equity Share Capital	1,190.0	1,190.0	1,785.0	1,785.0
Reserves and Surplus	138.5	595.9	1,222.1	1,948.7
Total Equity	1,328.5	1,785.9	3,007.1	3,733.7
Non- Current Liabilities				
Long Term Borrowings	1,636.8	1,881.8	2,559.7	3,742.2
Differed Tax Liability	81.8	115.8	153.8	168.5
Long term Provisions	-	-	7.8	7.8
Total Non-Current Liabilities	1,718.6	1,997.5	2,721.2	3,918.4
Current liabilities				
Short Term Borrowings	260.7	1,458.7	1,587.6	1,502.0
Trade Payables	1,399.7	1,530.4	1,159.2	1,876.0
Other Current Liabilities	140.0	143.5	175.4	445.9
Total Current Liabilities	1,800.4	3,132.6	2,922.3	3,823.8
Total Equity and Liabilities	4,847.5	6,916.0	8,650.6	11,476.0

Statement of Profit & Loss

Particulars (Rs. Lakhs)	FY22	FY23	FY24	H1 FY25
Revenue from Operations	5,653.4	9,635.9	11,503.0	6,764.0
Other Income	19.0	55.2	108.4	76.8
Total Income	5,672.4	9,691.0	11,611.4	6,840.8
Consumption & Manufacturing Expenses	4,546.1	7,328.2	6,966.8	4,358.3
Purchases - Finished Goods	242.1	802.3	1,979.7	860.0
Change in inventories	-251.6	-153.9	-411.3	-181.2
Employee Benefit expenses	154.4	275.0	427.8	249.3
Finance costs	149.3	184.0	268.9	137.1
Depreciation and Amortization expenses	145.9	214.4	272.5	168.5
Other expenses	254.0	410.4	464.1	272.5
Total Expenses	5,240.3	9,060.4	9,968.3	5,864.5
Profit before tax	432.2	630.6	1,643.1	976.3
Tax expenses	72.1	173.2	421.9	249.7
Profit after Tax	360.1	457.4	1,221.2	726.6
<i>EBITDA %</i>	<i>12.8%</i>	<i>10.6%</i>	<i>18.8%</i>	<i>18.7%</i>
<i>PAT %</i>	<i>6.3%</i>	<i>4.7%</i>	<i>10.5%</i>	<i>10.6%</i>

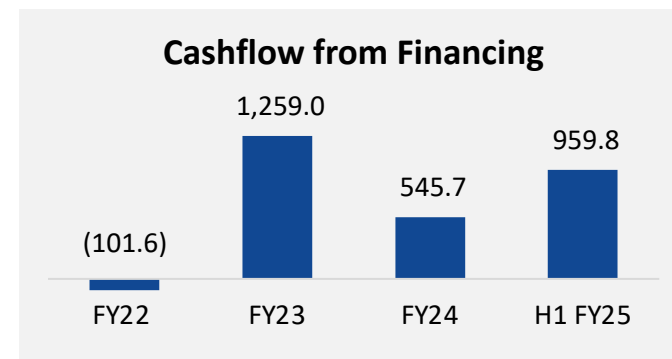
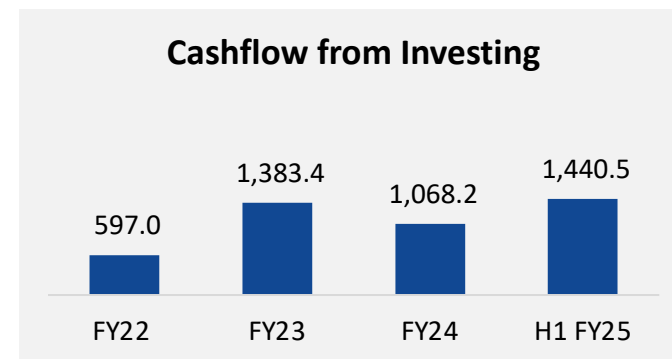
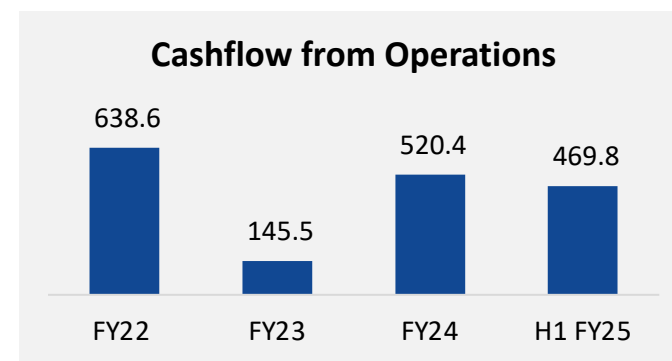
42.6%
Revenue CAGR
(FY22-FY24)

71.2%
Operating EBITDA CAGR
(FY22-FY24)

84.2%
PAT CAGR
(FY22-FY24)

Statement of Cash Flow

Particulars (Rs. Lakhs)	FY22	FY23	FY24	H1 FY25
A. Cash Flow From Operating Activities				
Profit Before Tax	432.2	630.6	1643.1	976.3
Depreciation And Amortization	145.9	214.4	272.5	168.5
Interest And Finance Charges Paid	149.4	184.0	268.9	137.1
CSR Provision	-	-	-	7.5
Profit On Sale Of Assets	-	-	-5.1	-
Interest Income	-0.1	-0.7	-7.7	-2.4
Operating Profit Before Working Capital Changes	727.3	1,028.3	2,171.7	1,279.5
[Increase]/ Decrease In Current Assets	-545.8	-877.8	-928.3	-1,561.9
Increase/ [Decrease] In Current Liabilities	453.6	228.3	-489.9	844.2
Cash Flow From Operating Activities	635.1	378.8	753.5	561.8
Direct Taxes Paid	3.6	-233.4	-233.1	-92.0
Net Cash Flow From / (Used In) Operating Activities	638.6	145.5	520.4	469.8
B. Cash Flow From Investing Activities				
Purchase of Fixed Assets	-554.2	-1,355.3	-1,052.7	1,402.9
Sale Proceeds of Fixed Assets	-	-	5.1	-
[Increase]/ Decrease In Non-Current Assets	-42.9	-28.8	-28.3	-
Interest Income	0.1	0.7	7.7	2.4
Net Cash Flow From / (Used In) Investing Activities	-597.0	-1,383.4	-1,068.2	-1,400.51
C. Cash Flow From Financing Activities				
Increase/[Decrease] In Borrowings	47.7	1,443.0	814.5	1,096.9
Interest & Finance Charges-paid	-149.4	-184.0	-268.9	-137.1
Net Cash Flow From / (Used In) Financing Activities	-101.6	1,259.0	545.7	959.8
Net Increase/ (Decrease) In Cash And Cash Equivalents	-60.0	21.0	-2.1	29.1
Cash And Cash Equivalents (Closing Balance)	39.5	60.5	58.4	87.5
Cash And Cash Equivalents (Opening Balance)	99.5	39.5	60.5	58.4



Annexures





ISO 9001:2015



IATF 16949:2016



ISO 9001:2015



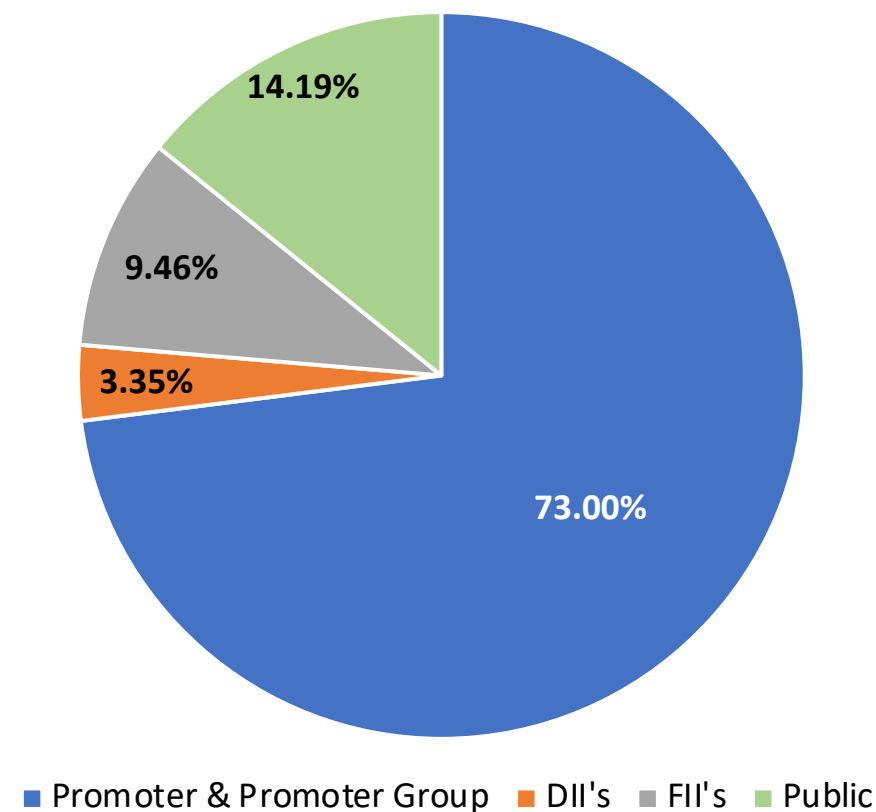
ISO 9001:2015

Awards & Accreditations

Year	Customer	Key Achievements
2022		Received Customer Satisfaction by Quality Assurance Award from Tenneco Clean Air India
2023		Won Best Supplier (Quality) Award - 2023
2024		Received Special Recognition for Outstanding Contributions in BSVI Developments & Extraordinary Support in SOP-24
		Received Certificate of Appreciation from Tata AutoComp Systems.
		Received Certificate for Zero Defects Supplier from Bharat Electronics Limited

Stock Symbol	<u>OBSCP</u>
ISIN	INE0YHV01011
Platform	NSE Emerge
Face Value	Rs. 10.00
Number of Shares Issued	66,02,400 shares
IPO Price	Rs. 100.00
IPO Size	Rs. 66.02 Crores
Market Price (as on November 26, 2024)	Rs. 144.60
Market Cap (as on November 26, 2024)	Rs. 353 Crores
52 Week High	Rs. 152.50
52 Week Low	Rs. 110.00

Shareholding Pattern (as on 30th Sep'24)



Thank You



OBSC Perfection Limited



6F, 6th Floor, M6 Uppal Plaza, Jasola District
Centre, Delhi - 110025, India



ig@obscperfection.com



+91 1141 010 155