



Knowledge is wealth

NEL/008/2026-27

Date: 21st May, 2026

The Secretary
National Stock Exchange of India Ltd.
Exchange Plaza, 5th Floor, Plot No. C/1,
'G' Block, Bandra-Kurla Complex,
Bandra (East), Mumbai – 400051

Corporate Relationship Department
Bombay Stock Exchange Ltd.
1st Floor, New Trading Ring,
Rotunda Building, P. J. Towers,
Dalal Street, Fort, Mumbai – 400001.

Ref: Symbol– NAVNETEDUL

Ref: Scrip Code – 508989

Dear Sir / Madam,

Sub: Presentation on Q4 & FY25 financial results

In accordance with Regulation 30 of SEBI (Listing Obligations and Disclosure Requirements) Regulations, 2015, we hereby submit investors presentation on financial results for quarter and financial year ended 31st March 2026, which will be shared with analysts and institutional investors.

The said presentation is uploaded in investors section on Company's website www.navneet.com

You are requested to take note of the above.

Thanking You,

Yours faithfully,

FOR NAVNEET EDUCATION LIMITED

Amit
Dushyant
Buch

Digitally signed by
Amit Dushyant Buch
Date: 2026.05.21
17:08:52 +05'30'

AMIT D. BUCH
COMPANY SECRETARY
MEMBERSHIP NO. A15239

Encl.: a/a

NAVNEET EDUCATION LIMITED

CIN: L22200MH1984PLC034055

Navneet Bhavan, Bhavani Shankar Road, Near Shardashram Society, Dadar (W), Mumbai 400 028. India.

Tel.: 022 6662 6565 • email: nel@navneet.com • www.navneet.com •  /navneet.india



Knowledge is wealth



TRUSTED BY GENERATIONS. GUIDING THE FUTURE.

From iconic books to breakthrough tech
and India's first educator-led AI,
We're not just keeping up — we're leading the way.

NAVNEET EDUCATION LIMITED - Investor Presentation **May 2026**

This presentation and the accompanying slides (the “Presentation”), which have been prepared by **Navneet Education Limited (the “Company”)**, have been prepared solely for information purposes and do not constitute any offer, recommendation or invitation to purchase or subscribe for any securities, and shall not form the basis or be relied on in connection with any contract or binding commitment whatsoever. No offering of securities of the Company will be made except by means of a statutory offering document containing detailed information about the Company.

This Presentation has been prepared by the Company based on information and data which the Company considers reliable, but the Company makes no representation or warranty, express or implied, whatsoever, and no reliance shall be placed on, the truth, accuracy, completeness, fairness and reasonableness of the contents of this Presentation. This Presentation may not be all inclusive and may not contain all the information that you may consider material. Any liability in respect of the contents of, or any omission from, this Presentation is expressly excluded.

Certain matters discussed in this Presentation may contain statements regarding the Company’s market opportunity and business prospects that are individually and collectively forward-looking statements. Such forward-looking statements are not guarantees of future performance and are subject to known and unknown risks, uncertainties and assumptions that are difficult to predict. These risks and uncertainties include, but are not limited to, the performance of the Indian economy and of the economies of various international markets, the performance of the industry in India and world-wide, competition, the company’s ability to successfully implement its strategy, the Company’s future levels of growth and expansion, technological implementation, changes and advancements, changes in revenue, income or cash flows, the Company’s market preferences and its exposure to market risks, as well as other risks. The Company’s actual results, levels of activity, performance or achievements could differ materially and adversely from results expressed in or implied by this Presentation. The Company assumes no obligation to update any forward-looking information contained in this Presentation. Any forward-looking statements and projections made by third parties included in this Presentation are not adopted by the Company and the Company is not responsible for such third-party statements and projections.

Performance Highlights, Mr. Gnanesh (Sunil) Gala, Managing Director:

In Q4 FY26, our revenue remained stable at Rs.394 Cr compared to Rs.389 Cr in the corresponding quarter of FY25. The Publication business grew by 7% & the Domestic Stationery business grew by 17% in Q4 FY26 compared to Q4 FY25. However, due to tariff challenges in the USA, Exports Stationery business revenue saw a decline of 15%.

For FY 26, revenue stood at Rs. 1,683 Cr compared to Rs. 1,733 Cr in FY 25. Publication business grew by 0.6% to Rs. 719 Cr compared to Rs. 714 Cr in FY 25. Domestic stationery grew by 4% to Rs. 366 Cr compared to Rs. 353 Cr. Exports Stationery business saw a decline of 10% to Rs. 596 Cr compared to Rs. 661 Cr in FY25.

Maharashtra and Gujarat will see a sizable curriculum change from FY27 to FY29. We are all aware that during the curriculum change cycle period, the **Publication** business posts a healthy double-digit growth which results in better margins.

During the year, the margin in **Exports Stationery** business declined due to impact of tariffs and offering lower pricing to partially offset the tariff burden and maintain business continuity. Now that there is a better clarity on tariff, we anticipate that the Exports stationery business will gradually be back on track from FY27 onwards.

Domestic Stationery industry continues to face intense competition from unorganized and regional players due to low barriers to entry, high retailer influence, and price-sensitive consumer behaviour. These market conditions impacted overall realizations and profitability during the year. Additionally, since paper stationery products became exempt from GST, the Company could not claim input GST credit on its inventory on the day of change and initial confusion at suppliers on charging GST on new supplies, further dampening current year profitability.

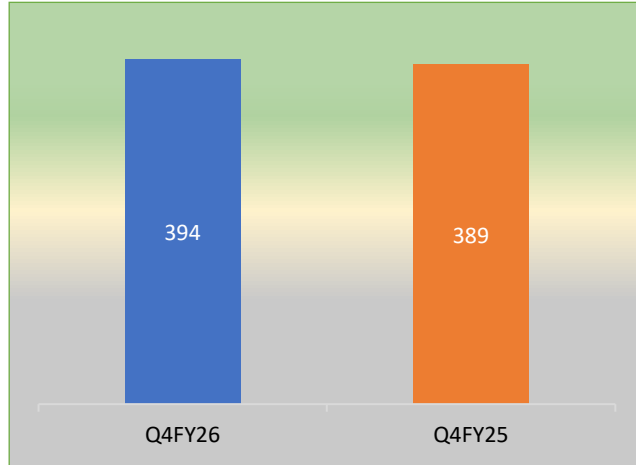
Seeing the trend over the last few years, we have aggressive plans to boost our penetration across the country with newer and innovative products. Simultaneously, we have planned investments in branding and additional manpower across levels to compete and grow in the challenging environment. This will impact domestic stationery margin in short to medium term.

The investment in the manufacturing facility in UAE has been put on hold due to the ongoing geopolitical tensions. However, we have invested in a manufacturing facility in Gujarat which will cater to the demand of new product categories in the export and domestic stationery business in coming years.

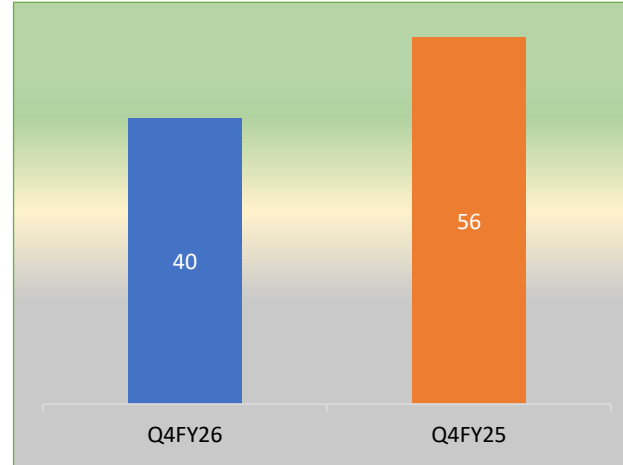


STANDALONE PERFORMANCE HIGHLIGHTS Q4 FY26 (Rs. in Crores)

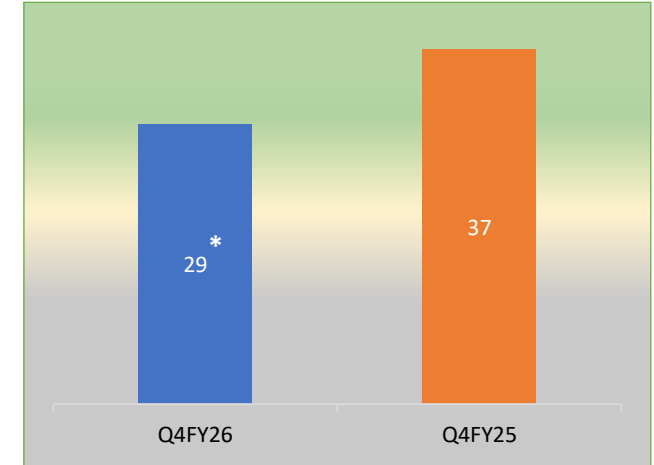
Revenue from Operations



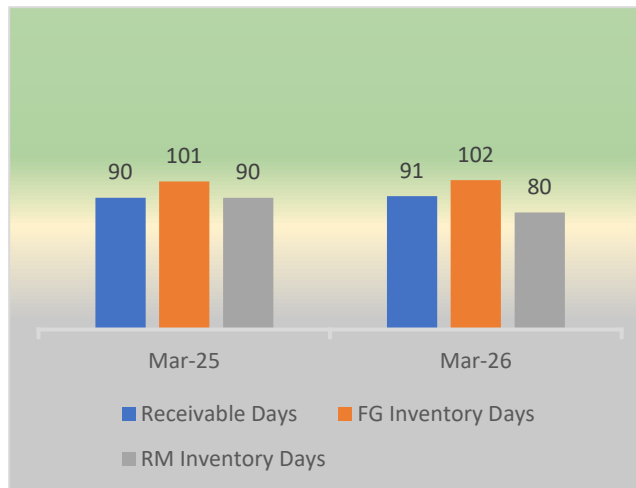
EBITDA



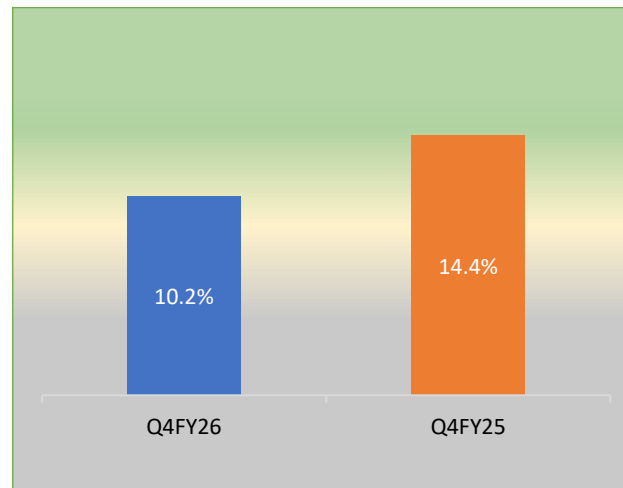
Profit Before Tax



Working Capital Cycle (on TTM Basis)



EBITDA Margin

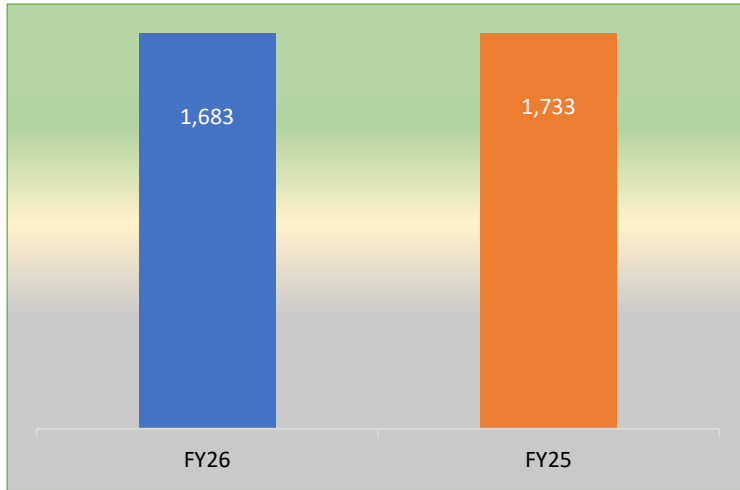


Note:

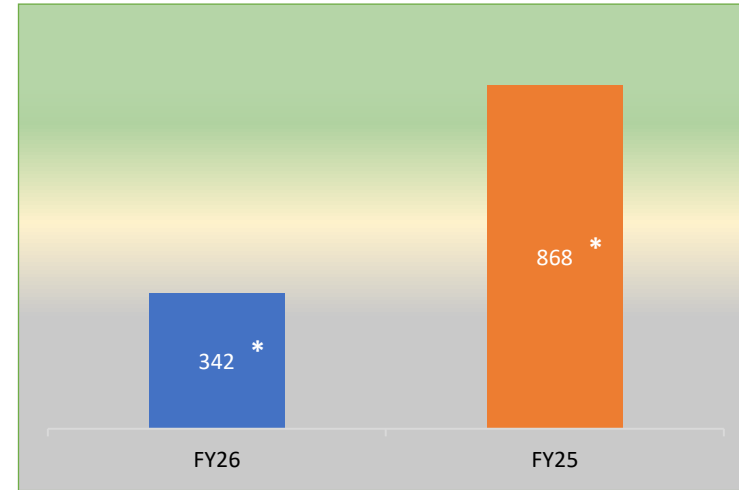
* Q4 FY26, includes following exceptional items;
 Gain of Rs. 20 crore on account of fair value adjustments,
 Gain of Rs. 7 crore reversal of provision for gratuity due to change in Wage definition.
 Rs. 12 crore provision for impairment loss on investment in Navneet Futuretech Limited due to diminution in value of underlying investments.
 Rs. 7 crore towards provision for reduction in market value of CP Capital Limited and Career Point Edutech Limited.

STANDALONE PERFORMANCE HIGHLIGHTS - FY26 (Rs. in Crores)

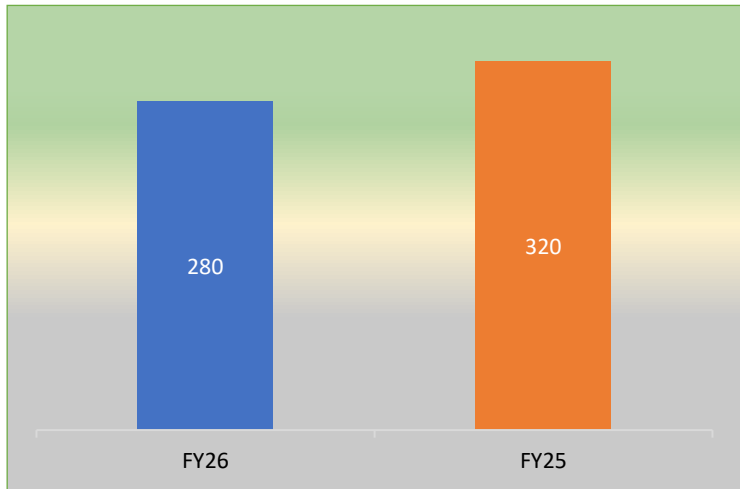
Revenue from Operations



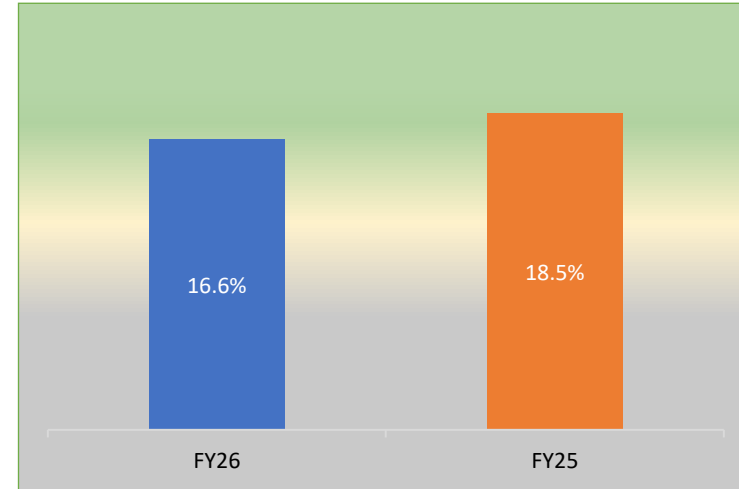
Profit Before Tax



EBITDA



EBITDA Margin

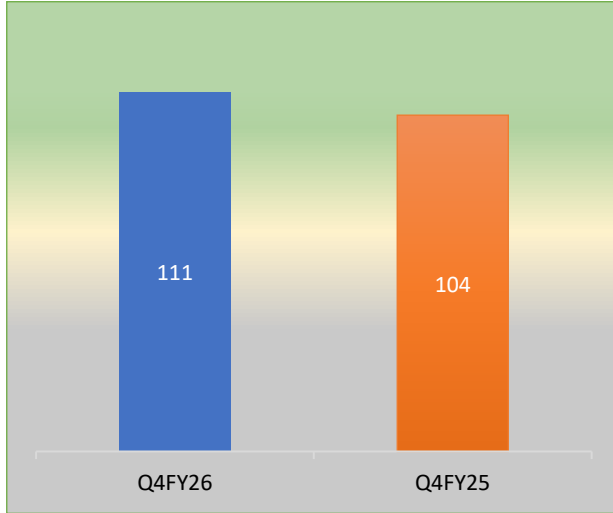


* Refer to page no.9 for notes.

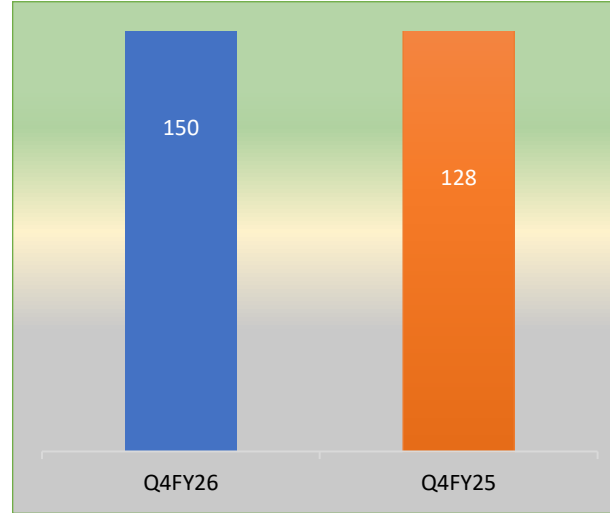
STANDALONE SEGMENT PERFORMANCE HIGHLIGHTS (Rs. in Crores)

Q4 FY26

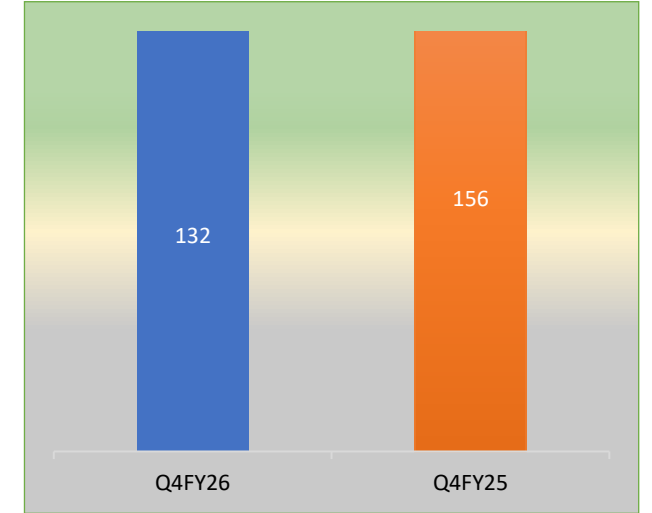
Publications Revenue



Stationery Revenue - Domestic

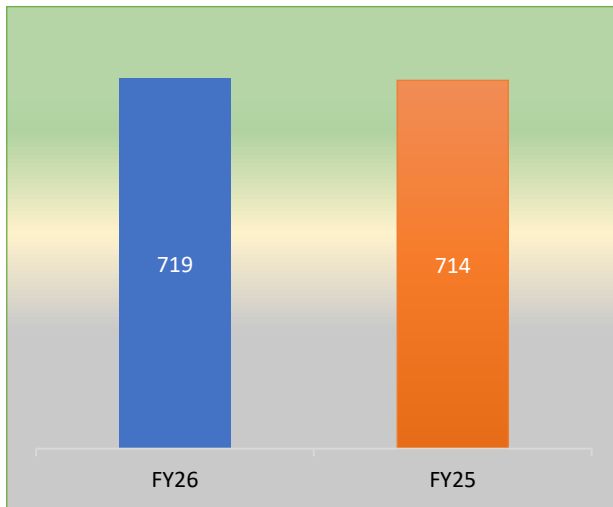


Stationery Revenue - Exports

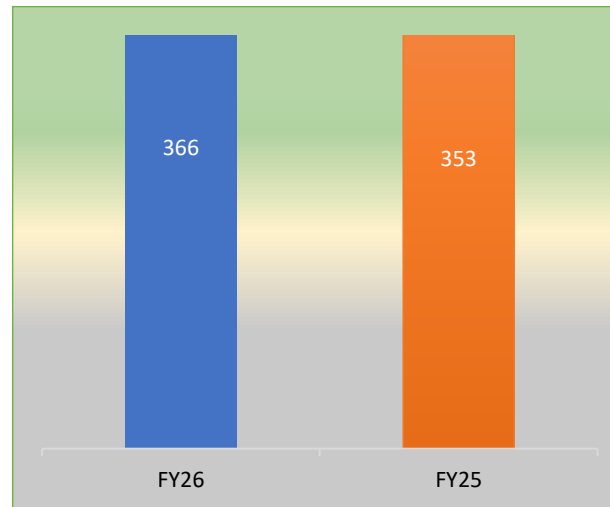


FY26

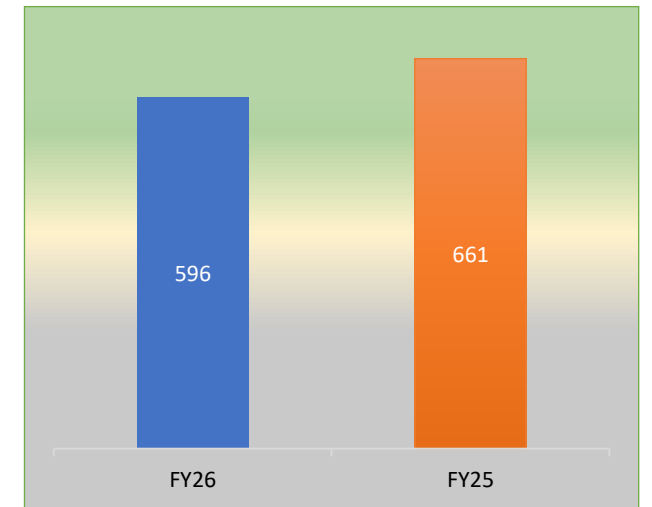
Publications Revenue



Stationery Revenue - Domestic

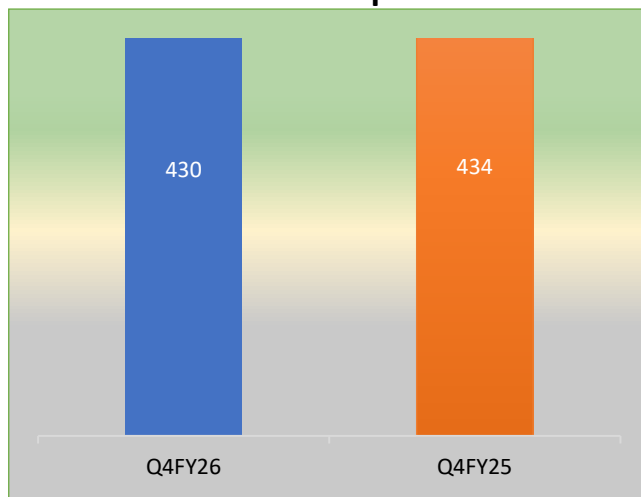


Stationery Revenue - Exports

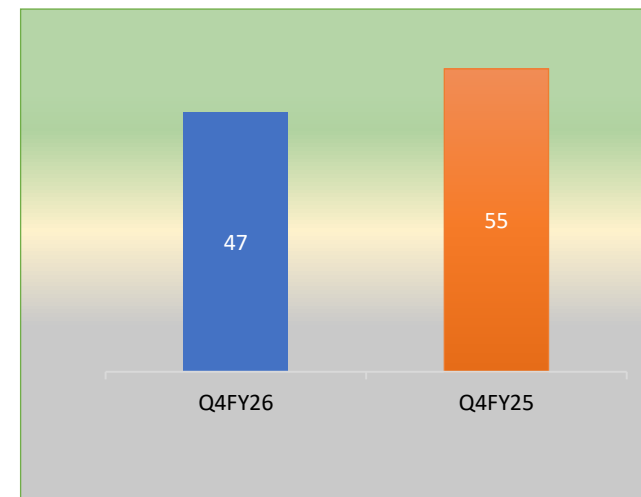


CONSOLIDATED PERFORMANCE HIGHLIGHTS Q4 FY26 (Rs. in Crores)

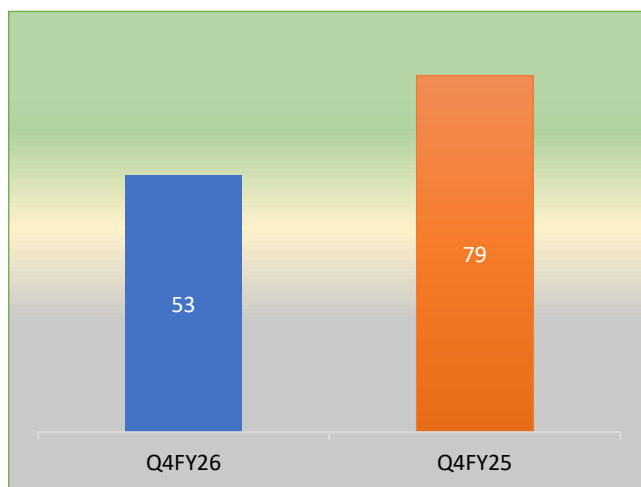
Revenue from Operations



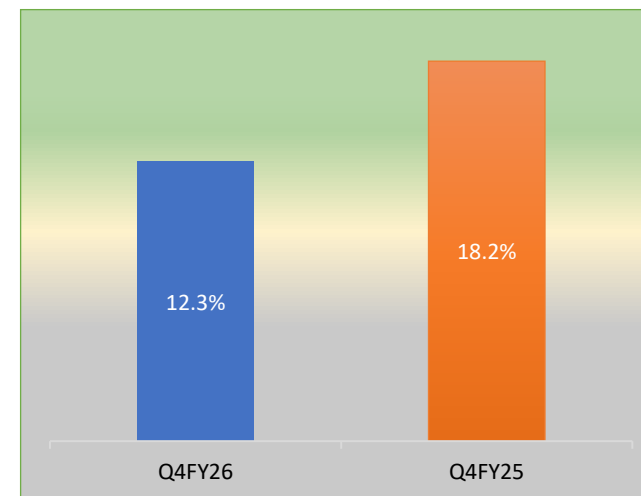
Profit Before Tax



EBITDA



EBITDA Margin



Note:

* Q4 FY26, includes following exceptional items;

Gain of Rs. 26 crore on account of fair value adjustments,

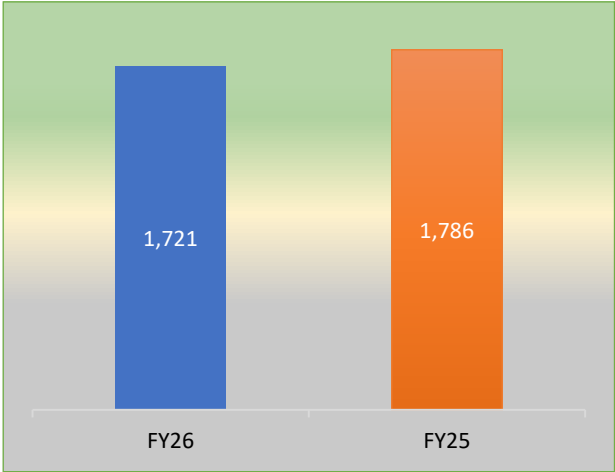
Gain of Rs. 7 crore reversal of provision for gratuity due to change in Wage definition.

Rs. 12 crore provision for impairment loss on investment in Navneet Futuretech Limited due to diminution in value of underlying investments.

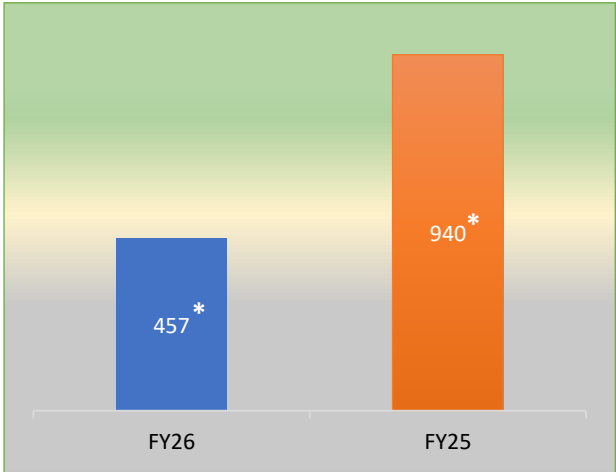
Rs. 7 crore towards provision for reduction in market value of CP Capital Limited and Career Point Edutech Limited

CONSOLIDATED PERFORMANCE HIGHLIGHTS - FY26 (Rs. in Crores)

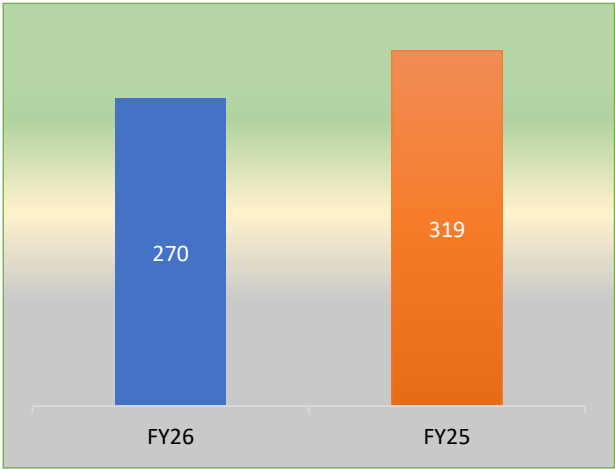
Revenue from Operations



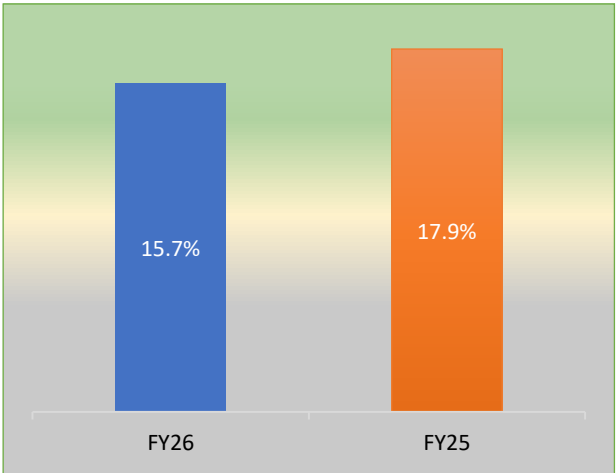
Profit Before Tax



EBITDA



EBITDA Margin



* Refer to page no.10 for notes.

STANDALONE PROFIT & LOSS ACCOUNT FY26 (Rs. In Crores)

Profit and Loss (in Rs. Crs)	Q4FY26	Q4FY25	YoY	FY26	FY25	YoY
Revenue from Operations	394	389	1.6%	1,683	1,733	-2.89%
Cost of Goods Sold	214	213		891	934	
Employee Cost	75	69		278	258	
Other Expenses	65	51		234	221	
EBITDA	40	56	-30.5%	280	320	-12.38%
EBITDA Margin	10.2%	14.4%		16.6%	18.5%	
Depreciation	23	18		78	64	
Other Income	6	3		27	25	
EBIT	23	41	-43.9%	229	281	-18.16%
EBIT Margin	5.9%	10.5%		13.6%	16.2%	
Finance Cost	2	4		14	17	
Exceptional Item Gain / (Loss)	8	0		127*	604**	
Profit before Tax	29	37	-22.1%	342	868	-60.44%
Profit before Tax Margin	7.3%	9.5%		20.3%	50.1%	
Tax	4	8		46	67	
Profit After Tax	25	29	-16.6%	296	801	-62.90%
Profit After Tax Margin	6.3%	7.7%		17.6%	46.2%	
EPS	1.14	1.32		13.45	35.86	

Note:

* FY26, the Company recognized net exceptional items comprising:

Gain of Rs. 230 crore on account of fair value adjustments.

Loss of Rs. 103 crore, primarily on account of:

Rs. 80 crore provision for impairment loss on investment in Navneet Futuretech Limited due to diminution in value of underlying investments.

Rs. 16 crore towards provision of gratuity for past services due to enactment of new Labour Code.

Rs. 7 crore towards provision for reduction in market value of CP Capital Limited and Career Point Edutech Limited.

** FY25 There was an exceptional gain of ₹150 crores due to dilution & additionally, a fair value gain of ₹454 crores was recognized on the same asset.

CONSOLIDATED PROFIT & LOSS ACCOUNT FY26 (Rs. In Crores)

Profit and Loss (in Rs. Crs)	Q4FY26	Q4FY25	YoY	FY26	FY25	YoY
Revenue from Operations	430	434	-0.9%	1,721	1,786	-3.6%
Cost of Goods Sold	226	224		901	951	
Employee Cost	80	74		299	279	
Other Expenses	71	57		251	237	
EBITDA	53	79	-32.8%	270	319	-15.2%
EBITDA Margin	12.3%	18.2%		15.7%	17.9%	
Depreciation	23	19		79	66	
Other Income	6	3		28	24	
EBIT	36	63	-42.7%	219	277	-21.0%
EBIT Margin	8.4%	14.5%		12.7%	15.5%	
Finance Cost	3	5		17	19	
Exceptional Item Gain / (Loss)	14	-3		255*	683**	
Share of Profit/(Loss) in JV and Associates					-1	
Profit before Tax	47	55	-15.1%	457	940	-51.5%
Profit before Tax Margin	10.9%	12.7%		26.6%	52.6%	
Tax	8	7		88	136	
Profit After Tax	39	48	-18.5%	369	804	-54.2%
Profit After Tax Margin	9.0%	11.05%		21.4%	45.0%	
EPS	1.73	2.14		16.00	33.97	

* FY26, the Company recognized net exceptional items comprising:

Gain of Rs. 290 crore on account of fair value adjustments.

Loss of Rs. 35 crore, primarily on account of:

Rs. 12 crore provision for impairment loss on investment in Navneet Future tech Limited due to diminution in value of underlying investments.

Rs. 16 crore towards provision of gratuity for past services due to enactment of new Labour Code.

Rs. 7 crore towards provision for reduction in market value of CP Capital Limited and Career Point Edutech Limited.

** FY25 There was an exceptional gain of ₹189 crores due to dilution & Additionally, a fair value gain of ₹497 crores was recognized on the same asset.



Contact Information

Navneet Education Limited

CIN: L22200MH1984PLC034055

Mr. Roomy Mistry – Investor Relations

E: investors@navneet.com

T: +91 9819958878

www.navneet.com