पावर ग्रिड कारपोरेशन ऑफ इंडिया लिमिटेड
(भारत सरकार का उद्यम)
POWER GRID CORPORATION OF INDIA LIMITED
(A Government of India Enterprise)
पावरग्रिड

केन्द्रीय कार्यालय : ''सौदामिनी'' प्लॉट सं. 2, सैक्टर-29, गुडगाँव-122 001, हरियाणा
फोन : 0124-2571700-719, फैक्स : 0124-2571760, 2571761 तार 'नेटग्रिड'
Corporate Office : "Saudamini" Plot No. 2, Sector-29, Gurgaon-122 001. Haryana
Tel. : 0124-2571700-719, Fax : 0124-2571760, 0124-2571761 Gram : 'NATGRID'

संदर्भ संख्या / Ref. No

CIN: L40101DL1989GOI038121

C/COS/Listing/NSE/ Dt: 28.01.2016

The GM (Listing)
National Stock Exchange of India Ltd.,
Exchange Plaza, Plot No.C/1, G Block,
Bandra Kurla Complex,
Bandra (East),
Mumbai.

Ref: Symbol: POWERGRID; Series: EQ; ISIN: INE752E01010

Dear Sir,

Sub: Regulation 30 of the SEBI (Listing Obligations and Disclosure Requirements) Regulations, 2015

In terms of Regulation 30 of the SEBI (Listing Obligations and Disclosure Requirements) Regulations, 2015, it is informed that a Press and Analysts' Meet of POWERGRID has been held on 28.01.2016. A copy of presentation given at Press and Analysts' Meet is enclosed please.

Thanking You,

Yours faithfully,

Divya Tandon

(Divya Tandon)
Company Secretary &
Compliance Officer

पंजीकृत कार्यालय : बी-9, कुतब इंस्टीट्यूशनल एरिया, कटवारिया सराय, नई दिल्ली-110 016 दूरभाष : 011-26560121 फैक्स : 011-26560039 तार 'नेटग्रिड'
Registered Office : B-9, Qutab Institutional Area, Katwaria Sarai, New Delhi-110 016 Tel. : 011-26560121 Fax : 011-26560039 Gram : 'NATGRID'

स्वहित एवं राष्ट्रहित में ऊर्जा बचाएं
Save Energy for Benefit of Self and Nation

POWER GRID CORPORATION OF INDIA LIMITED

Q3 FY 2015-16

Press & Analysts' Meet

Mumbai **January 28, 2016**

Disclaimer

By attending the meeting where this presentation is made, or by reading the presentation slides, you agree to be bound by the following limitations:

- *This document has been prepared for information purposes only and is not an offer or invitation or recommendation to buy or sell any securities of Power Grid Corporation of India Limited (the "Company"), nor shall part, or all, of this document form the basis of, or be relied on in connection with, any contract or investment decision in relation to any securities of the Company.*

- *The information in this document is being provided by the Company and is subject to change without notice. The Company relies on information obtained from sources believed to be reliable but does not guarantee its accuracy or completeness.*

- *This document contains statements about future events and expectations that are forward-looking statements. These statements typically contain words such as "expects" and "anticipates" and words of similar import. Any statement in this document that is not a statement of historical fact is a forward-looking statement that involves known and unknown risks, uncertainties and other factors which may cause our actual results, performance or achievements to be materially different from any future results, performance or achievements expressed or implied by such forward-looking statements. None of the future projections, expectations, estimates or prospects in this document should be taken as forecasts or promises nor should they be taken as implying any indication, assurance or guarantee that the assumptions on which such future projections, expectations, estimates or prospects have been prepared are correct or exhaustive or, in the case of the assumptions, fully stated in the document. The Company assumes no obligations to update the forward-looking statements contained herein to reflect actual results, changes in assumptions or changes in factors affecting these statements.*

- *You acknowledge that you will be solely responsible for your own assessment of the market and the market position of the Company and that you will conduct your own analysis and be solely responsible for forming your own view of the potential future performance of the business of the Company.*

- *Neither the delivery of this document nor any further discussions of the Company with any of the recipients shall, under any circumstances, create any implication that there has been no change in the affairs of the Company since that date.*

- *Annual Accounts for FY2014-15 have been approved by the shareholders during the Annual General Meeting on 15 Sept., 2015.*

Highlights – Q3FY16

POWERGRID Today

Performance during FY16 (9 months)

- Financial
- Physical
- Operations
- Grid Management
- Other Businesses – Consultancy & Telecom

Renewable & SAARC

Investment & Funding Programme

Highlights - Q3FY16

Highlights – Q3FY16

NER - Agra HVDC Interconnection Pole I

-

Commercial Operation from Nov.1, 2015

- World's longest (1750km) multi-terminal ±800kV HVDC
- Passes through 4 States: Assam, WB, Bihar, UP
- Crossing more than 40 rivers
- Ultimate Capacity: 6000 MW – Planned to facilitate harnessing hydro-potential in NER & Bhutan

Highlights – Q3FY16

1st Line under TBCB Successfully Charged

400kV D/C Khammam – Nagarjunasagar	
On Time	Within Cost

- ✓ Traverses ~150km through Telangana & Andhra Pradesh
- ✓ Part of TS for *'System Strengthening in Southern Region for import of Power from Eastern Region'*
- ✓ To facilitate inter-State exchange of power in SR

Highlights – Q3FY16

India - Bangladesh

- 2nd Interconnection completed

Highlights – Q3FY16

₹ 17,207 crore

- Worth works capitalized in Q3
- Highest-ever Quarterly Capitalization

₹ 26,802 crore

- Total Capitalization during FY16 (till Dec-15)

Highlights – Q3FY16

23%

- **Increase in Income in Q3 w.r.t. Q3FY15**

31%

- **Increase in Profit After Tax in Q3 w.r.t. Q3FY15**

Highlights – Q3FY16

Global Recognition

As per Platts Top 250 Global Energy Company Rankings 2015 & 2014

Fastest Growing Electric Utility in Asia for second successive year

Only Indian CPSE among World's Fastest Growing Energy Companies in 2015

Other Recognitions

CBIP Award

Best Performing Transmission Utility

India Today PSU Awards-

- **Best Performing *Navratna***
- **Most Valuable *Navratna***

Rajiv Gandhi National Quality Award

Highlights – Q3FY16

ONE Nation Grid Frequency

ONE Price

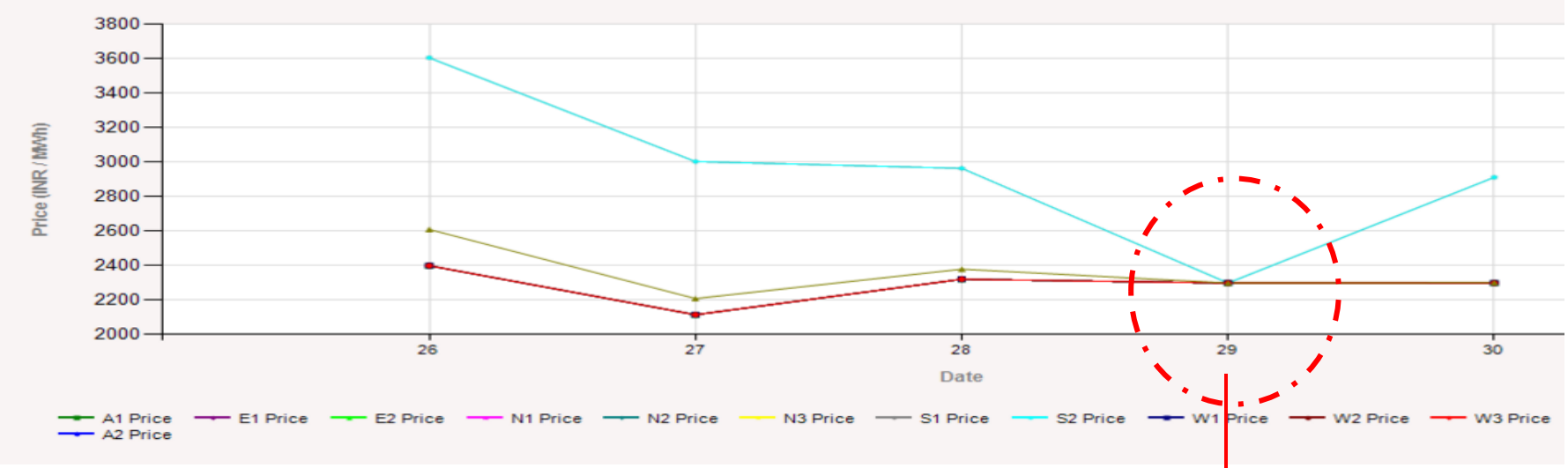

Daily prices are simple average of non-zero prices in (24*4) no of 15 minutes time block of respective day.

Dec. 29, 2015

Date: 26-12-2015 To 30-12-2015

Date	A1	A2	E1	E2	N1	N2	N3	S1	S2	W1	W2	W3	MCP
26-12-2015	2400.66	2400.66	2400.66	2400.66	2400.66	2400.66	2400.66	3606.12	3606.12	2400.66	2400.66	2400.66	2610.86
27-12-2015	2116.29	2116.29	2116.29	2116.29	2116.29	2116.29	2116.29	3004.03	3004.03	2116.29	2116.29	2116.29	2209.99
28-12-2015	2322.31	2322.31	2322.31	2322.31	2322.31	2322.31	2322.31	2964.77	2964.77	2322.31	2322.31	2322.31	2380.63
29-12-2015	2300.04	2300.04	2300.04	2300.04	2300.04	2300.04	2300.04	2300.04	2300.04	2300.04	2300.04	2300.04	2300.04
30-12-2015	2300.23	2300.23	2300.23	2300.23	2300.23	2300.23	2300.23	2912.73	2912.73	2300.23	2300.23	2300.23	2301.84

Avg. Market Clearing Price in ₹ /MWh: ₹ 2.30

Source: India Energy Exchange

Highlights – Q3FY16

Providing Support during Natural Calamities

Floods in Chennai (Nov-Dec, 2015)
- Support to Tamil Nadu to restore EHV lines

- Support extended for restoration of:
  - 400kV line (1 No.) & 230kV lines (2 Nos.) including evacuation lines from Kalpakkam Nuclear Power Plant & North Chennai TPS
- 20mbps dedicate bandwidth extended to MLDC

Earthquake in Manipur (4-Jan, 2016)
- Support to Manipur to restore Power Supply

- Power situation turned critical
- Support extended for restoration works
- Local grid restored within few hours

POWERGRID Today

POWERGRID Today

- A '*NAVRATNA*' ENTERPRISE
- CENTRAL TRANSMISSION UTILITY
- LISTED COMPANY since 2007
- GOVT. SHAREHOLDING 57.90%
- PAYING DIVIDEND SINCE 1993-94
- Market Capitalization ₹ 73,870 crore[1]

- ✓ **>90% ISTS Transmission Network owned by POWERGRID**
- ✓ **Trans. Lines: 1014 Nos. - 127,539 ckm**
- ✓ **Sub-stations: 205 Nos. - 248,164 MVA**

400kV & above: >90%

- ✓ **State-of-the-art technologies like HVDC, SVC, FACTS etc.**
- ✓ **>40% power generated in India transmitted through POWERGRID**

CREDIT RATINGS

Domestic

- AAA
- Stable

CRISIL

ICRA

- AAA
- Stable

- AAA

CARE

International

- BBB (-)
- Stable Outlook

S&P

Fitch

- BBB (-)
- Stable Outlook

1- Based on BSE Closing Price of ₹ 141.20 per share on 31.12.2015

Performance in FY16 (9 months)

Performance- Financial

			(₹ in crore)		
	Quarter ended		Nine months ended		FY 2014-15
	31.12.2015	31.12.2014	31.12.2015	31.12.2014	
Revenue					
- Transmission Charges	5190	4183	14452	12054	16521
- Consultancy Income: Services	114	102	302	224	381
- Telecom	103	69	288	196	275
- Other Income	98	132	278	396	603
Total Income	**5505**	**4486**	**15320**	**12870**	**17780**
- Operating Expenses(including prior period adjustment)	611	613*	1790	1781*	2426
EBITDA-Gross Margin	**4894**	**3873**	**13530**	**11089**	**15354**
Depreciation	1580	1301	4398	3667	5085
Interest	1288	1025	3546	2942	3979
Tax	413	318	1158	913	1311
Profit after Tax	**1613**	**1229**	**4428**	**3567**	**4979**

*** Operating Expenses for the quarter and nine months ending 31-12-2014 includes prior period expenses of ₹ 30 crore and ₹ 72 crore respectively**

Performance - Financial

			(₹ in crore)	
	As on 31.03.2015	As on 30.06.2015	As on 30.09.2015	As on 31.12.2015
Gross Fixed Assets	118,264	122,811	127,860	145,067
Capital Work-in-Progress	56,292	56,878	58,094	46,000
Debt	93,845	99,412	104,164	105,387
Net Worth	38,037	39,404	40,852	42,465
Earning Per Share (₹)	9.52	2.61#	5.38#	8.46#
Book Value per Share (₹)	72.71	75.32	78.09	81.17
Key Financial Ratios				
Debt : Equity	71:29	72:28	72:28	72:28**
Return on Net Worth	13.09%	3.47%#	6.89%#	10.43%#

 # Not Annualized

**** Considering Interim Dividend Payment**

Performance - Financial (Billing & Realization)

As on 31.12.2015

Total Outstanding	**~ ₹ 2,356 crore** (45 days billing#)
Transmission Outstanding (beyond 60 days)	**~ ₹ 393 crore** (7 days billing#)
Billed but not outstanding (<60 days allowed as per CERC)	**~ ₹ 1,726 crore** (33 days billing#)

 # Avg. Monthly Billing: ₹ 1,577 => 2 months 60 days) billing = ₹ 3,154 crore

Performance - Financial

Period: 9 months FY16

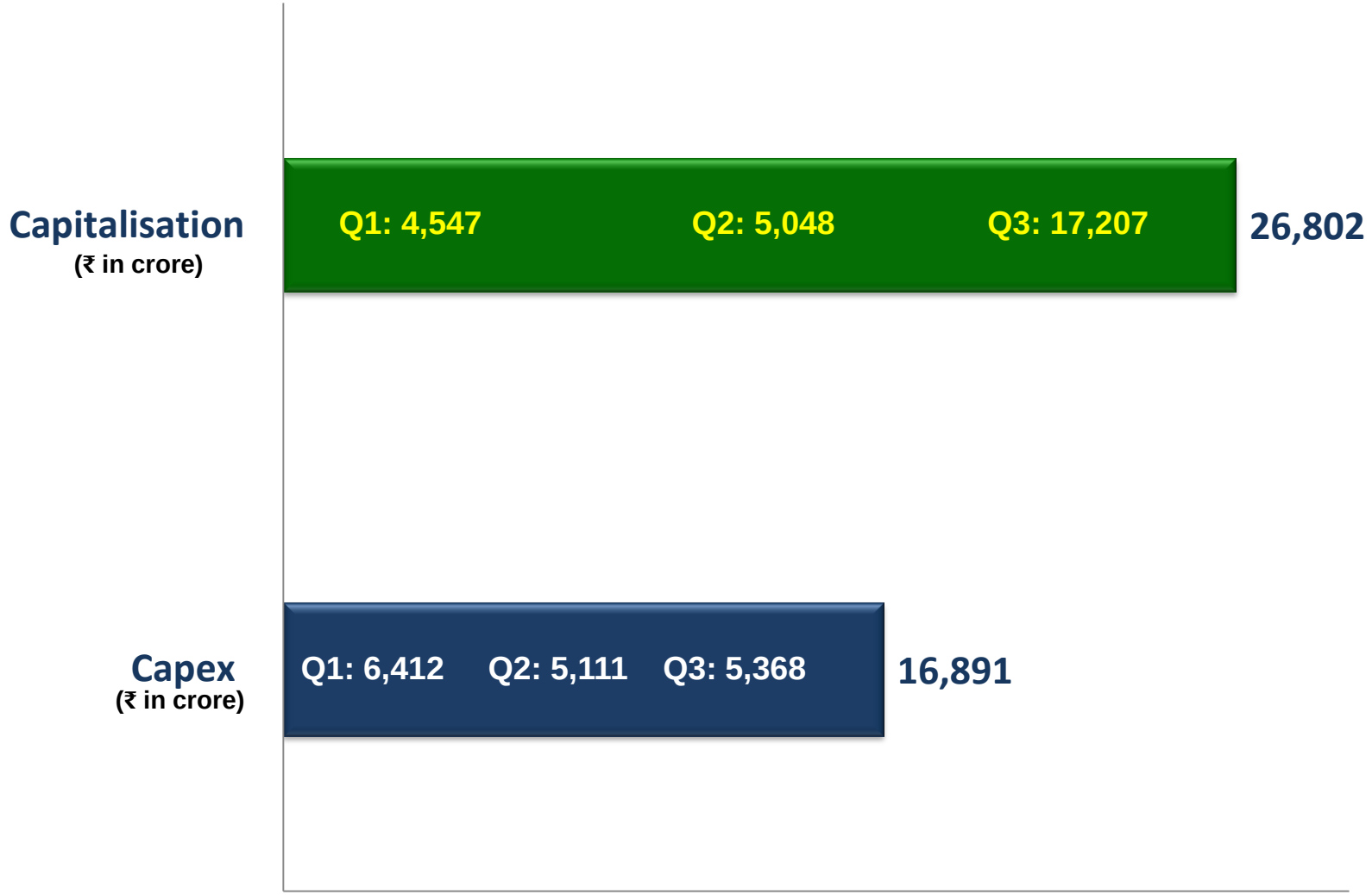

Performance – Physical (3 years)

Capitalization

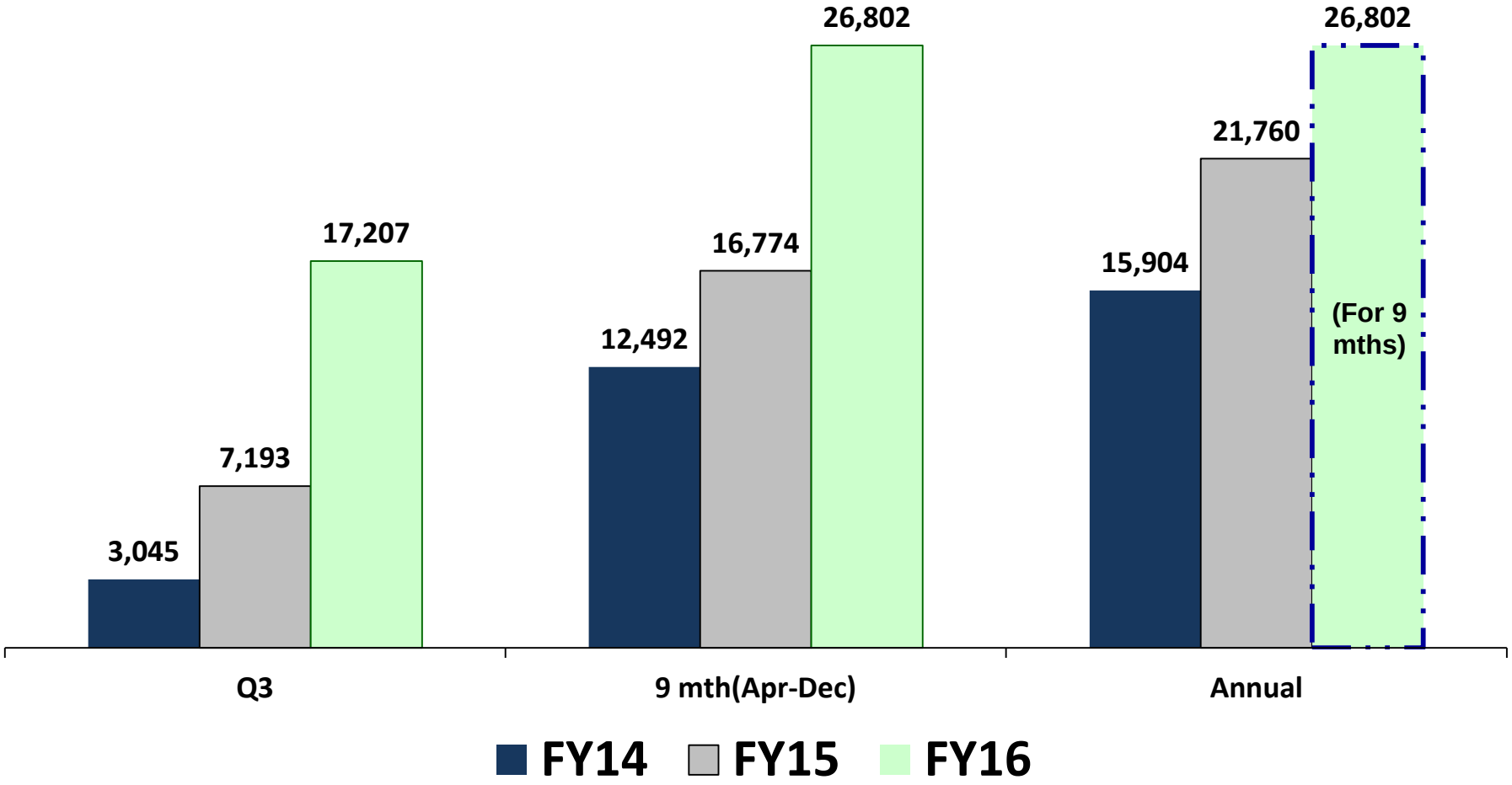

(₹ in crore)

Performance – Physical (CWIP)

(₹ in crore)

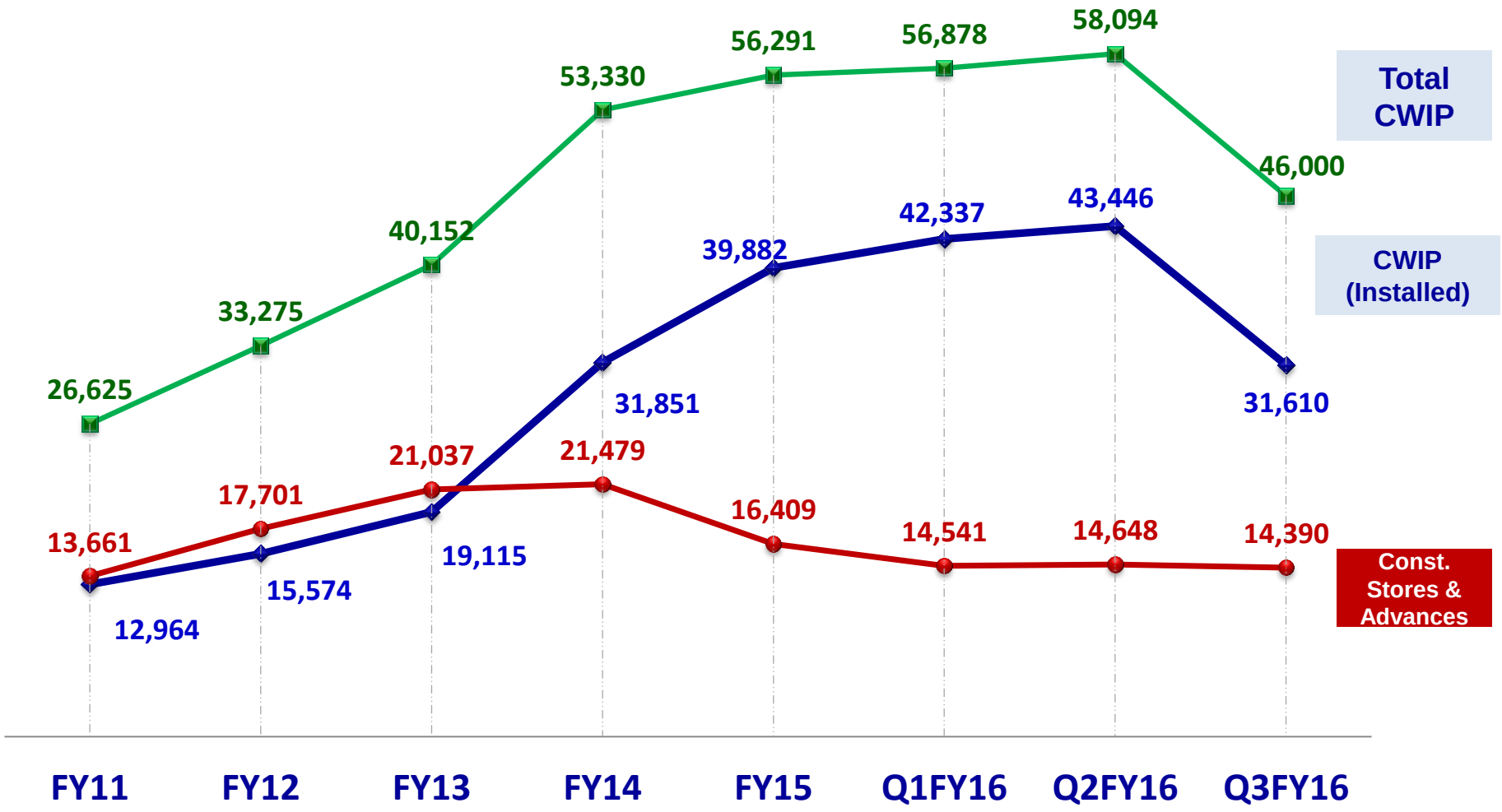

Performance - Physical

Period: 9 months FY16

Transmission Line	▪ 11,629 ckm ▪ 13,109 GW-ckm
Sub-stations	▪ 13 Nos. ▪ 14,295 MVA
Inter-Regional Capacity	▪ 11,000 MW

Projects in FY16

Transmission Lines

20,500 GW-ckm



Major Lines

- Bareilly-Kashipur, Kashipur-Roorkee
- V'chal – Satna, V'chal-Satna (2nd line)
- Meerut – Moga, Kanpur – Jhatikara
- Barh-Gorakhpur
- Raigarh - Champa
- Silchar – Purba Kanchan Bari
- Vijayawada – Nellore
- Gwalior – Jaipur, Jaipur-Bhiwani(2nd line)
- Biswanath Chariyali – Agra (NE-NR/WR Interconnector) & associated AC system
- Mysore-Kozhikode
- Kudgi-Kolhapur
- Gooty – Madhugiri
- Ranchi-Dharamjaygarh; Dharamjaygarh–Jabalpur
- Kurnool-Raichur
- Aurangabad-Boisar
- Angul – Jharsuguda (2nd line)
- Raipur PS - Wardha(2nd line),Wardha-Aurangabad
- Dehradun-Baghpat, Roorkee-Saharanpur
- Pasighat – Roing – Tezu
- Balia – Varanasi, Gaya-Varanasi, Varanasi-Kanpur
- Kishenganj-Patna
- LILOs- Meerut-Kaithal; Baripada-Mendhasal;
- 800kV Champa-Kurukshetra HVDC (Pole-I)

Sub-Stations

20 Nos.

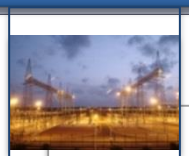

Sub-stations

- Vindhyachal PS
- New Melli (GIS)
- Champa PS
- Vadodara (GIS)
- Mokokchung (GIS)
- Biswanath Chariyali AC#
- Biswanath Chariyali HVDC
- Agra HVDC
- Kozhikode
- Kudgi (GIS)
- Kolhapur (GIS)
- Madhugiri (GIS)
- Kurukshetra (GIS)#
- Salem (Dharmapuri)
- Navi Mumbai (GIS)
- Kanpur
- Kishenganj
- Varanasi
- Pandiabil (GIS)
- Saharanpur
- Bagpat (GIS)
- Dehradun
- Roing
- Tezu
- Champa HVDC
- Kurukshetra HVDC

Initially envisaged as part of HVDC

Inter-Regional Capacity

16,700 MW

Inter-Regional

- Barh – Gorakhpur
- Gwalior-Jaipur
- Biswanath Chariyali – Agra (NE-NR/WR Interconnector) – Pole I
- Ranchi-Dharamjaygarh
- Kudgi-Kolhapur
- Gaya-Varanasi
- Champa-Kurukshetra Pole-I

Transnational Interconnections

SAARC

- **India-Bangladesh** (Surjyamaninagar-Comilla)
- **India-Nepal** (Muzzafarpur-Dhalkebar)

Completed. Ready for power flow

Green font indicates assets commissioned in FY16

Operations - FY16 (till Dec-15)

- **Assets as on Dec-15:**
  - ✓ **Trans. Lines : 1013 Nos. - 127,266 ckm**
  - ✓ **Sub-stations : 205 Nos. - 246,004 MVA**
    (104 sub-stations remotely operated)

- **Performance during FY16 (till Dec-15)**
  - ✓ **Availability : 99.78%**
  - ✓ **Reliability : 0.54 Trippings/ line**

New Initiatives in Asset Management
✓ Aerial Patrolling (using helicopters) of 17,000 km of transmission lines to commence from March, 2016
✓ Maintenance of transmission lines using helicopters – Bids under evaluation
✓ Use of Unmanned Aerial System (UAS)/ Drones

Grid Management[1] - FY16 (till Dec-15)

Period: 9 months FY16

83 BU	▪ **Inter-Regional Power Transfer**
75 BU	▪ **Energy Transacted through Short Term Open Access**
33,852	▪ **No. of STOA Transactions**

1- carried out through Power System Operation Corporation Limited, a wholly owned subsidiary of POWERGRID,

Consultancy (Domestic) - FY16(till Dec-15)

Orders recd.: 21	**Project Cost of Orders recd.: ₹ 600 crore**
Assignments under execution: 117	**Project Cost: ₹ 18,700 cr. (Balance cost)**

✓Major Ongoing Assignments

- ✓ NER Power System Improvement Project (6 NE States)
- ✓ Strengthening of T&D System in Arunachal & Sikkim
- ✓ 220kV TS to Leh-Kargil (J&K)
- ✓ Evacuation System for Lalitpur TPP (UP)
- ✓ Implementation of IPDS at Old Kashi area

Consultancy (Intl.) - FY16(till Dec-15)

Footprints in 18 countries

14 Nos. - Assignments under execution (as on Dec-15)

Major Ongoing assignments

- 2nd Block of 1x500MW HVDC B2B Stn. at Bheramara
- CASA-1000 Project
- Assignments from ADB & World Bank in Nepal
- Trans. Infrastructure works in Kenya

Management Contract in Ethiopia – Successfully completed

Telecom - FY16 (till Dec-15)

41 New Clients added

[(Pvt. (26), Govt(15)]

Total Order Book

> ₹ 2100 crore

- **Infrastructure:**
  - **Fiber Optic Network : ~ 36,500km**
  - **Points of Presence : 595**
  - **Backbone Availability : 100%**

- **Major Projects:**
  - **National Knowledge Network (NKN):** Project completed & Under Operation
  - **National Optic Fiber Network (NOFN):** Work for 6,900 Gram Panchayats under progress - 3,222 Gram Panchayats connected

Renewables & SAARC

Green Energy Corridors (ISTS ₹ 13,000 crore)

Part A	Works commenced
Part B	Works commenced
Part C	Ready for Award
Part D	Projects under Bidding

TS for Ultra Mega Solar Parks

Andhra Pradesh	Madhya Pradesh	Karnataka	Rajasthan	Uttar Pradesh	Gujarat
NP Kunta (1500MW)	Rewa (750MW)	Pavagada (Tumkur) (2000MW)	Bhadla (1700MW)	Jalaun (370MW)	Banaskantha (750MW)
Implementation commenced		Tendering activities under progress			Scheme under finalization by CEA

SAARC Interconnections

Bhutan

- 400kV Alipurduar – Punatsangchu-I HEP line under implementation
- 400kV Jigmeling-Alipurduar line under implementation

Bangladesh

- 400kV Surjyanagar-Comilla South link completed.
- 2nd Block of 1x500MW HVDC B2B firmed up

Nepal

- 400kV Muzaffarpur-Dhalkebar line to be completed shortly

Investment & Funding Programme

Investment & Funding Programme

XII Plan Capital Outlay*	Annual Capex Plan				
₹110,000 crore	FY13: ₹20,037 cr. (Achieved)	FY14: ₹23,158 cr. (Achieved)	FY15: ₹ 22,456 cr. (Achieved)	FY16: ₹ 22,500 cr. (₹16,891 cr. till Dec-15)	FY17: ₹22,550 cr.

*Projects

Ongoing Projects; Tariff Based Bidding Projects; Projects assigned by GoI; Green Energy Corridors; Intra-State Projects; Transnational Interconnections

FY16 (till Dec-15)

Investments Approved

₹ 9,471 crore (13 Projects)

(till date ₹ 11,982 cr./ 20 Projects)

Contracts Awarded	Bids opened	NITs issued/ Bids yet to be opened
₹ 13,465 crore	~ ₹ 23,301 crore	~ ₹ 9,034 crore

पावरग्रिड

Thank You