



To

Date: 13.11.2024

The Manager BSE Limited P. J. Towers, Dalal Street, Mumbai – 400001. BSE Scrip code: <b>532521</b>	The Manager NSE Limited, Exchange Plaza, Bandra Kurla Complex, Bandra (E), Mumbai- 400051. NSE Scrip code: <b>PALREDTEC</b>
--	---

Dear Sir/Madam,

**Sub: Outcome of board meeting under regulation 30 read with 33 (3) (c) of SEBI (Listing Obligations and Disclosure requirements) regulations, 2015**

**Unit: Palred Technologies Limited**

With reference to the subject cited, this is to inform the Exchange that at the Board meeting of M/s. Palred Technologies Limited held on Wednesday, the 13<sup>th</sup> day of November, 2024 at 11.25 a.m. through video conferencing the following were duly considered and approved by the Board.

1. Un-Audited financial results (Standalone and Consolidated) for the quarter and half year ended 30.09.2024
2. Limited Review Report for quarter ended 30.09.2024.

The meeting of the Board of Directors commenced at 11.25 a.m (IST) and concluded at 3.45 P.M (IST)

This is for the information and records of the Exchange, please.

Thanking you.

Yours faithfully,

For Palred Technologies Limited




Shruti Mangesh Rege  
Company Secretary

---

**PALRED TECHNOLOGIES LIMITED**

**CIN: L72200TG1999PLC033131**


Regd. Office: H.No. 8-2-703/2/B, Plot.No.2 Road.No.12, Banjara Hills, Hyderabad,  
Telangana- 500034. Tele: +9140 67138810|Website:www.palred.com




**PALRED TECHNOLOGIES LIMITED**  
 CIN: L72200TG1999PLC033131  
 (H.No. 8-2-703/2/B, Plot No.2, Road No.12, Banjara Hills, Hyderabad-500 034, Telangana)  
**STATEMENT OF UNAUDITED STANDALONE ASSETS AND LIABILITIES AS AT SEPTEMBER 30, 2024**  
*(Amount in lakhs of ₹, unless otherwise stated)*

Particulars	September 30, 2024 (Unaudited)	March 31, 2024 (Audited)
<b>I. ASSETS</b>		
<b>Non-current assets</b>		
(a) Property, Plant and Equipment	2.49	2.60
(b) Right of use assets	15.82	17.74
(c) Financial assets		
- Investments	1,100.00	1,100.00
(d) Other non-current assets	382.45	359.60
<b>Total non-current assets</b>	<b>1,500.76</b>	<b>1,479.94</b>
<b>Current assets</b>		
(a) Financial assets		
- Cash and cash equivalents	19.92	12.75
- Other Bank balances	5,329.29	5,161.51
- Other financial assets	1.55	-
(b) Other current assets	6.52	3.57
<b>Total current assets</b>	<b>5,357.28</b>	<b>5,177.83</b>
<b>TOTAL ASSETS</b>	<b>6,858.04</b>	<b>6,657.77</b>
<b>II. EQUITY AND LIABILITIES</b>		
<b>Equity</b>		
(a) Equity Share Capital	1,223.26	1,223.26
(b) Other Equity	5,519.70	5,334.45
<b>Total equity</b>	<b>6,742.96</b>	<b>6,557.71</b>
<b>Liabilities</b>		
<b>Non-current liabilities</b>		
(a) Financial liabilities		
- Lease liabilities	12.22	14.87
(b) Provisions	10.45	9.63
<b>Total non-current liabilities</b>	<b>22.67</b>	<b>24.50</b>
<b>Current liabilities</b>		
(a) Financial liabilities		
- Lease liabilities	4.85	4.65
- Other financial liabilities	85.60	67.95
(b) Provisions	0.32	0.32
(c) Other current liabilities	1.64	2.64
<b>Total current liabilities</b>	<b>92.41</b>	<b>75.56</b>
<b>Total liabilities</b>	<b>115.08</b>	<b>100.06</b>
<b>TOTAL EQUITY AND LIABILITIES</b>	<b>6,858.04</b>	<b>6,657.77</b>

Place: Hyderabad  
Date: November 13, 2024



*For and on behalf of the Board of Directors*  
**Palred Technologies Limited**

  
**Supriya Reddy Palem**  
 Chairperson & Managing Director  
 DIN: 00055870

**PALRED TECHNOLOGIES LIMITED**  
CIN: L72200TG1999PLC033131

(H.No. 8-2-703/2/B, Plot No.2, Road No.12, Banjara Hills, Hyderabad-500 034, Telangana)

**STATEMENT OF UNAUDITED STANDALONE FINANCIAL RESULTS FOR THE SIX MONTH ENDED SEPTEMBER 30, 2024**

*(Amount in lakhs of ₹, unless otherwise stated)*

Particulars	Quarter ended			Six month ended		Year ended
	September 30, 2024	June 30, 2024	September 30, 2023	September 30, 2024	September 30, 2023	March 31, 2024
	(Unaudited)	(Unaudited)	(Unaudited)	(Unaudited)	(Unaudited)	(Audited)
1 Revenue from operations	37.50	37.50	37.50	75.00	75.00	150.00
2 Other income	94.94	93.88	37.49	188.82	115.51	299.62
3 <b>Total income (1+2)</b>	<b>132.44</b>	<b>131.38</b>	<b>74.99</b>	<b>263.82</b>	<b>190.51</b>	<b>449.62</b>
4 <b>Expenses</b>						
Employee benefits expense	18.61	18.12	18.43	36.73	36.90	71.66
Finance cost	0.35	0.37	0.44	0.72	0.90	1.71
Depreciation and amortisation expense	1.24	1.30	1.42	2.54	2.84	6.16
Other expenses	18.00	20.26	19.96	38.26	40.02	79.14
<b>Total expenses</b>	<b>38.20</b>	<b>40.05</b>	<b>40.25</b>	<b>78.25</b>	<b>80.66</b>	<b>158.67</b>
5 <b>Profit/(Loss) before exceptional item (3-4)</b>	<b>94.24</b>	<b>91.33</b>	<b>34.74</b>	<b>185.57</b>	<b>109.85</b>	<b>290.95</b>
6 Exceptional item	-	-	-	-	-	(200.65)
7 <b>Profit/(Loss) for the period/year (5-6)</b>	<b>94.24</b>	<b>91.33</b>	<b>34.74</b>	<b>185.57</b>	<b>109.85</b>	<b>90.30</b>
8 <b>Other comprehensive income/ (loss)</b>						
<b>Items that will not be reclassified to profit or loss</b>						
- Remeasurement of post-employment benefit obligations	(0.15)	(0.16)	0.03	(0.31)	0.07	(0.62)
<b>Total comprehensive income/(loss)</b>	<b>94.09</b>	<b>91.17</b>	<b>34.77</b>	<b>185.26</b>	<b>109.92</b>	<b>89.68</b>
9 <b>Paid-up equity share capital</b> (Face value ₹10 per share)	1,223.26	1,223.26	1,223.26	1,223.26	1,223.26	1,223.26
10 <b>Other equity</b>						5,334.45
11 <b>Earnings per share</b> (Face Value of Rs.10/- each) (refer note 3)						
(a) Basic	0.77	0.75	0.28	1.52	0.90	0.74
(b) Diluted	0.77	0.75	0.28	1.52	0.90	0.74
<b>See accompanying notes to the financial results</b>						


**NOTES:**

- The above unaudited standalone financial results of Palred Technologies Limited ("the Company") for the quarter and half year ended September 30, 2024, which have been prepared in accordance with the Indian Accounting Standards prescribed under section 133 of the Companies Act, 2013 read with relevant rules issued thereunder, other accounting principles generally accepted in India and guidelines issued by Securities and Exchange Board of India, were reviewed and recommended by the Audit Committee and approved by the Board of Directors at their meeting held on November 13, 2024. The statutory auditors have carried out a limited review on the unaudited standalone financial results and issued unmodified review conclusion on the results thereon.
- The operations of the company are predominantly related to trading in electronic products, fashion accessories and providing related services. As such there is only one primary reportable segment as per IND AS 108 'Operating Segments'.
- The basic and diluted EPS for the quarters have not been annualised.
- The previous quarter's/ year's figures have been regrouped/ rearranged wherever necessary to make it comparable with the current quarter/ period classification.
- The aforesaid financial results will be uploaded on the Company's website www.Palred.com and will also be available on the website of BSE Limited www.bseindia.com and the NSE Limited www.nseindia.com for the benefit of the shareholders and investors.




*For and on behalf of the Board of Directors*

**Palred Technologies Limited**



**Supriya Reddy Palem**  
Chairperson & Managing Director  
DIN: 00055870

Place: Hyderabad  
Date: November 13, 2024


**PALRED TECHNOLOGIES LIMITED**

CIN: L72200TG1999PLC033131

(H.No. 8-2-703/2/B, Plot No.2, Road No.12, Banjara Hills, Hyderabad-500 034, Telangana)

**STANDALONE CASH FLOW STATEMENT FOR THE SIX MONTH PERIOD ENDED SEPTEMBER 30, 2024 (UNAUDITED)**
*(Amount in lakhs of ₹, unless otherwise stated)*

Particulars	For the		
	Six months ended September 30, 2024 (Unaudited)	Six months ended September 30, 2023 (Unaudited)	Year ended March 31, 2024 (Audited)
<b>Cash flows from operating activities:</b>			
Profit before tax	185.57	109.85	90.30
<b>Adjustment for:</b>			
Interest income	(188.15)	(115.51)	(299.62)
Finance costs	0.72	0.90	1.71
Income on Lease Modification	(0.67)		
Impairment towards investment in subsidiaries	-	-	200.65
Depreciation and amortisation expense	2.54	2.84	6.16
<b>Operating (Loss) before working capital changes</b>	<b>0.01</b>	<b>(1.92)</b>	<b>(0.80)</b>
<b>Movement in working capital:</b>			
(Increase)/decrease in Other Current Assets	(2.95)	(5.35)	(3.18)
(Increase)/decrease in Other Non Current Assets	3.46	(1.37)	(3.74)
(Increase)/decrease in Other Financial Assets	(1.55)	111.01	116.61
Increase/(decrease) in Provisions	0.49	1.14	0.97
Increase/(decrease) in Other Financial Liabilities	17.65	38.10	14.43
Increase/(decrease) in Other Current Liabilities	(1.00)	(0.86)	(0.13)
<b>Cash flow generated from / (cash used in) operating activities</b>	<b>16.11</b>	<b>140.75</b>	<b>124.16</b>
Income taxes paid (net)	(26.31)	(19.05)	(44.96)
<b>Net cash flows generated from / (cash used in) operating activities (A)</b>	<b>(10.20)</b>	<b>121.70</b>	<b>79.20</b>
<b>Cash flow from Investing activities</b>			
Investment in fixed deposits (net)	(167.78)	(194.75)	(366.03)
Interest income received	188.15	115.51	299.62
<b>Net cash flows generated from/ (used in) investing activities (B)</b>	<b>20.37</b>	<b>(79.24)</b>	<b>(66.41)</b>
<b>Cash flow from Financing activities</b>			
Interest paid on lease liability	(0.72)	(0.90)	(1.71)
Principal paid on lease liability	(2.28)	(2.10)	(4.29)
<b>Net cash flows generated from / (used in) financing activities (C)</b>	<b>(3.00)</b>	<b>(3.00)</b>	<b>(6.00)</b>
<b>Net increase in cash and cash equivalents (A+B+C)</b>	<b>7.17</b>	<b>39.46</b>	<b>6.79</b>
Cash and cash equivalents at the beginning of year	12.75	5.96	5.96
<b>Cash and cash equivalents as at the end of the year</b>	<b>19.92</b>	<b>45.42</b>	<b>12.75</b>
<b>Cash and cash equivalents comprise</b>			
Balances with bank	19.70	45.35	12.53
Cash on hand	0.22	0.07	0.22
<b>Cash and cash equivalents as at the end of the year</b>	<b>19.92</b>	<b>45.42</b>	<b>12.75</b>

 For and on behalf of the Board of Directors  
 Palred Technologies Limited



 Supriya Reddy Palem  
 Chairperson & Managing Director  
 DIN: 00055870

 Place: Hyderabad  
 Date: November 13, 2024

**Independent Auditor's Review Report on unaudited quarterly and year to date Standalone financial results of Palred Technologies Limited pursuant to Regulation 33 of SEBI (Listing Obligations and Disclosure Requirements) Regulations, 2015, as amended.**

**To The Board of Directors of Palred Technologies Limited**

1. We have reviewed the accompanying statement of unaudited standalone financial results of **Palred Technologies Limited** (hereinafter referred to as 'the Company') for the quarter ended September 30, 2024 and the year to-date results for the period from April 01, 2024 to September 30, 2024 ('the Half Year') (collectively referred to as 'the Statement') attached herewith, being submitted by the Company pursuant to the requirements of Regulation 33 of Securities and Exchange Board of India (Listing Obligations and Disclosure Requirements) Regulations, 2015, as amended ('the Regulations').
2. The Statement, which is the responsibility of the Company's Management and has been approved by the Company's Board of Directors, has been prepared in accordance with the recognition and measurement principles laid down in Indian Accounting Standard 34 'Interim Financial Reporting' ('Ind AS 34'), prescribed under Section 133 of the Companies Act, 2013 ('the Act') read with relevant rules issued thereunder and other recognised accounting principles generally accepted in India and is in compliance with the Regulations. Our responsibility is to express a conclusion on the Statement based on our review.
3. We conducted our review of the Statement in accordance with the Standard on Review Engagements (SRE) 2410, "Review of Interim Financial Information Performed by the Independent Auditor of the Entity" issued by the Institute of Chartered Accountants of India. This Standard requires that we plan and perform the review to obtain moderate assurance as to whether the Statement is free of material misstatement. A review of interim financial information consists of making inquiries, primarily of persons responsible for financial and accounting matters, and applying analytical and other review procedures. A review is substantially less in scope than an audit conducted in accordance with Standards on Auditing specified under section 143(10) of the Act and consequently does not enable us to obtain assurance that we would become aware of all significant matters that might be identified in an audit. Accordingly, we do not express an audit opinion.



# MSKC & Associates

Chartered Accountants

4. Based on our review conducted as stated in paragraph 3 above, nothing has come to our attention that causes us to believe that the accompanying Statement prepared in accordance with the recognition and measurement principles laid down in Ind AS 34, prescribed under Section 133 of the Act, read with relevant rules issued thereunder and other recognised accounting principles generally accepted in India, has not disclosed the information required to be disclosed in terms of the Regulations, including the manner in which it is to be disclosed, or that it contains any material misstatement.

**For M S K C & Associates**

Chartered Accountants

ICAI Firm Registration No. 001595S

**Tarun  
Kumar Jain**

Digitally signed by

Tarun Kumar Jain

Date: 2024.11.13

14:54:28 +05'30'

**Tarun Kumar Jain**

Partner

Membership No.: 231741

UDIN: 24231741BKFAXU7124



Place: Hyderabad

Date: November 13, 2024

**PALRED TECHNOLOGIES LIMITED**  
 CIN: L72200TG1999PLC033131

(H.No. 8-2-703/2/B, Plot No.2, Road No.12, Banjara Hills, Hyderabad-500 034, Telangana)  
**STATEMENT OF UNAUDITED CONSOLIDATED ASSETS AND LIABILITIES AS AT SEPTEMBER 30, 2024**

(Amount in lakhs of ₹, unless otherwise stated)

Particulars	September 30, 2024 (Unaudited)	March 31, 2024 (Audited)
<b>I. ASSETS</b>		
<b>Non-current assets</b>		
(a) Property, Plant and Equipment	126.50	145.32
(b) Right of use Asset	220.12	259.20
(c) Intangible assets	2.44	3.25
(d) Financial assets		
- Other financial assets	62.24	60.70
(e) Other non-current assets	458.07	434.32
<b>Total non-current assets</b>	<b>869.37</b>	<b>902.79</b>
<b>Current assets</b>		
(a) Inventories	3,401.68	3,265.56
(b) Financial assets		
- Trade receivables	3,144.12	2,701.19
- Cash and cash equivalents	79.63	88.01
- Bank balances other than cash and cash equivalents	5,329.29	5,161.51
- Other financial assets	26.96	24.80
(c) Other current assets	699.82	778.42
<b>Total current assets</b>	<b>12,681.50</b>	<b>12,019.49</b>
<b>TOTAL ASSETS</b>	<b>13,550.87</b>	<b>12,922.28</b>
<b>II. EQUITY AND LIABILITIES</b>		
<b>EQUITY</b>		
(a) Equity share capital	1,223.26	1,223.26
(b) Other equity	4,178.92	4,405.43
<b>Total equity attributable to owners</b>	<b>5,402.18</b>	<b>5,628.69</b>
(c) Non Controlling Interest	(65.05)	42.57
<b>Total equity</b>	<b>5,337.13</b>	<b>5,671.26</b>
<b>LIABILITIES</b>		
<b>Non-current liabilities</b>		
(a) Financial Liabilities		
- Lease liabilities	178.09	212.44
- Other financial liabilities	-	-
(b) Provisions	58.05	58.50
<b>Total non-current liabilities</b>	<b>236.14</b>	<b>270.94</b>
<b>Current liabilities</b>		
(a) Financial liabilities		
- Borrowings	6,688.88	6,340.30
- Lease liabilities	65.35	68.70
- Trade payables	11.89	1.51
- Other financial liabilities	1,181.39	541.58
(b) Provisions	1.33	1.33
(c) Other current liabilities	28.76	26.66
<b>Total current liabilities</b>	<b>7,977.60</b>	<b>6,980.08</b>
<b>Total liabilities</b>	<b>8,213.74</b>	<b>7,251.02</b>
<b>TOTAL EQUITY AND LIABILITIES</b>	<b>13,550.87</b>	<b>12,922.28</b>

For and on behalf of the Board of Directors  
**Palred Technologies Limited**



*Supriya Reddy Palem*  
 Supriya Reddy Palem  
 Chairperson & Managing Director  
 DIN: 00055870

Place: Hyderabad  
 Date: November 13, 2024

**PALRED TECHNOLOGIES LIMITED**  
 CIN: L72200TG1999PLC033131

(H.No. 8-2-703/2/B, Plot No.2, Road No.12, Banjara Hills, Hyderabad-500 034, Telangana)

**STATEMENT OF UNAUDITED CONSOLIDATED FINANCIAL RESULTS FOR THE QUARTER AND HALF YEAR ENDED SEPTEMBER 30, 2024**

(Amount in lakhs of ₹, unless otherwise stated)

Particulars	Quarter ended			Half year ended		Year ended
	September 30, 2024	June 30, 2024	September 30, 2023	September 30, 2024	September 30, 2023	March 31, 2024
	(Unaudited)	(Unaudited)	(Unaudited)	(Unaudited)	(Unaudited)	(Audited)
1 Revenue from operations	2,851.67	1,932.19	4,167.76	4,783.86	7,473.14	11,598.70
2 Other income	98.97	103.19	76.09	202.16	207.49	445.63
3 <b>Total income (1+2)</b>	<b>2,950.64</b>	<b>2,035.38</b>	<b>4,243.85</b>	<b>4,986.02</b>	<b>7,680.63</b>	<b>12,044.33</b>
4 <b>Expenses</b>						
Cost of materials consumed	1,231.21	694.80	1,711.81	1,926.01	3,291.60	5,177.57
Purchases of traded goods	634.75	687.11	874.92	1,321.86	1,702.06	2,827.70
(Increase)/ decrease in inventories of finished goods and traded goods	(36.10)	(80.09)	202.74	(116.19)	136.55	(263.96)
Employee benefits expense	221.81	249.63	299.29	471.44	601.31	1,180.62
Finance Costs	153.97	146.06	174.33	300.03	338.51	639.23
Depreciation and amortisation expense	27.02	34.16	40.07	61.18	82.55	165.63
Other expenses	848.57	505.10	915.39	1,353.67	1,620.55	2,827.24
<b>Total expenses</b>	<b>3,081.23</b>	<b>2,236.77</b>	<b>4,218.55</b>	<b>5,318.00</b>	<b>7,773.13</b>	<b>12,554.03</b>
5 <b>Profit/(Loss) before exceptional item (3-4)</b>	<b>(130.59)</b>	<b>(201.39)</b>	<b>25.30</b>	<b>(331.98)</b>	<b>(92.50)</b>	<b>(509.70)</b>
6 Exceptional item	-	-	-	-	-	-
7 <b>Profit/(Loss) before tax (5-6)</b>	<b>(130.59)</b>	<b>(201.39)</b>	<b>25.30</b>	<b>(331.98)</b>	<b>(92.50)</b>	<b>(509.70)</b>
8 <b>Tax expense</b>						
- Current tax	-	-	-	-	-	-
- Prior period taxes/MAT credit	-	-	-	-	-	-
<b>Total Tax Expense</b>	<b>-</b>	<b>-</b>	<b>-</b>	<b>-</b>	<b>-</b>	<b>-</b>
<b>Profit/(Loss) after tax (7-8)</b>	<b>(130.59)</b>	<b>(201.39)</b>	<b>25.30</b>	<b>(331.98)</b>	<b>(92.50)</b>	<b>(509.70)</b>
9 <b>Other comprehensive income/ (loss)</b>						
(a) <b>Items that will not be reclassified to profit or loss</b>						
- Remeasurement of post-employment benefit obligations	(0.77)	(0.77)	(0.81)	(1.54)	(1.61)	(3.08)
(b) <b>Items that will be reclassified to profit or loss</b>						
- Exchange differences on foreign operations	9.28	(2.55)	1.06	6.73	(3.03)	(0.58)
<b>Total comprehensive income/(loss)</b>	<b>(122.08)</b>	<b>(204.71)</b>	<b>25.55</b>	<b>(326.79)</b>	<b>(97.14)</b>	<b>(513.36)</b>
10 <b>Profit/ (Loss) for the period/year attributable to:</b>						
- Owners of the parent	(85.00)	(139.37)	26.61	(224.37)	(51.68)	(342.29)
- Non-controlling interests	(45.60)	(62.02)	(1.31)	(107.62)	(40.82)	(167.41)
11 <b>Total comprehensive income/ (loss) attributable to:</b>						
- Owners of the parent	(78.37)	(142.00)	26.77	(220.37)	(55.77)	(346.56)
- Non-controlling interests	(43.71)	(62.71)	(1.22)	(106.42)	(41.37)	(166.80)
12 <b>Paid-up equity share capital</b> (Face value ₹10 per share)	1,223.26	1,223.26	1,223.26	1,223.26	1,223.26	1,223.26
13 <b>Other equity</b>						4,405.43
14 <b>Earnings per share</b> (Face Value of Rs.10/- each) (refer note 4)						
(a) Basic	(0.69)	(1.14)	0.22	(1.83)	(0.42)	(2.80)
(b) Diluted	(0.69)	(1.14)	0.22	(1.83)	(0.42)	(2.80)

See accompanying notes to the financial results

**NOTES:**

- The above unaudited consolidated financial results of Palred Technologies Limited ("the Company") for the quarter and half year ended September 30, 2024, which have been prepared in accordance with the Indian Accounting Standards prescribed under section 133 of the Companies Act, 2013 read with relevant rules issued thereunder, other accounting principles generally accepted in India and guidelines issued by Securities and Exchange Board of India, were reviewed and recommended by the Audit Committee and approved by the Board of Directors at their meeting held on November 13, 2024. The statutory auditors have carried out a limited review on the unaudited consolidated financial results and issued unmodified review conclusion on the results thereon.
- The consolidated financial results includes the financial results of the following subsidiaries:
  - Palred Electronics Private Limited, India
  - Palred Technology Services Private Limited, India
  - Palred Retail Private Limited, India
  - Palred Online Bilism Teknolojileri Ticaret Anonim Sirketi, Republic of Turkey
  - Palred Electronics Limited, Hong Kong (Formerly known as Palred Online Technologies Limited)
  - Parude Technology Shenzhen Co Ltd, China (Formerly known as Palred Technology Shenzhen Company Ltd)
- The operations of the company and its subsidiaries are predominantly related to trading in electronic products, fashion accessories and providing related services. As such there is only one primary reportable segment as per IND AS 108 'Operating Segments'.
- The earnings per share for quarter end periods have not been annualised.
- The previous quarter's/year's figures have been regrouped/ rearranged wherever necessary to make it comparable with the current quarter/ period classification.
- The aforesaid financial results will be uploaded on the Company's website www.Palred.com and will also be available on the website of BSE Limited www.bseindia.com and the NSE Limited www.nseindia.com for the benefit of the shareholders and investors.

 Place: Hyderabad  
 Date: November 13, 2024

 For and on behalf of the Board of Directors  
**Palred Technologies Limited**
  
 Supriya Reddy Palem  
 Chairperson & Managing Director  
 DIN: 00055870



**PALRED TECHNOLOGIES LIMITED**  
 CIN: L72200TG1999PLC033131  
 (H.No. 8-2-703/2/B, Plot No.2, Road No.12, Banjara Hills, Hyderabad-500 034, Telangana)  
**CONSOLIDATED CASH FLOW STATEMENT FOR THE SIX MONTH ENDED SEPTEMBER 30, 2024 (UNAUDITED)**  
 (Amount in lakhs of ₹, unless otherwise stated)

Particulars	For the		
	Six months ended September 30, 2024 (Unaudited)	Six months ended September 30, 2023 (Unaudited)	Year ended March 31, 2024 (Audited)
<b>Cash flow from operating activities</b>			
(Loss) before tax	(331.98)	(92.50)	(509.70)
<b>Adjustments for:</b>			
Depreciation and amortization expenses	61.18	82.55	165.63
Finance cost	300.03	338.51	639.23
Interest income	(188.38)	(115.60)	(299.83)
Income on Lease Modification	(0.67)	-	-
Unrealised Forex Gain, net	(5.69)	1.98	(1.21)
Balances written off	-	3.84	8.58
<b>Operating profit before working capital changes</b>	<b>(165.51)</b>	<b>218.78</b>	<b>2.70</b>
<b>Movement in working capital:</b>			
Increase / (Decrease) in Trade Payables	10.38	(11.60)	(20.55)
(Increase) / Decrease in Inventories	(136.12)	143.49	(294.42)
(Increase) / Decrease in Trade Receivables	(442.93)	(1,258.43)	246.12
Increase / (Decrease) in Other Current Liabilities	2.10	7.84	0.51
Increase / (Decrease) in Non-Current Liabilities	-	(57.08)	13.26
Increase / (Decrease) in Provisions	(0.45)	-	0.26
Increase / (Decrease) in Other Financial Liabilities	639.81	386.55	(150.39)
(Increase) / Decrease in Other Financial Assets	(3.70)	(14.86)	(194.16)
(Increase) / Decrease in Other Non-Current Assets	(23.75)	-	(3.25)
(Increase) / Decrease in Other Current Assets	80.67	20.07	201.40
<b>Cash flow generated from / (cash used in) operating activities</b>	<b>(39.50)</b>	<b>(565.24)</b>	<b>(198.52)</b>
Income taxes paid (net)	(26.31)	(19.05)	(44.34)
<b>Net cash flows generated from / (cash used in) operating activities (A)</b>	<b>(65.81)</b>	<b>(584.29)</b>	<b>(242.86)</b>
<b>Cash flow from Investing activities</b>			
Purchase of Property, plant and equipment and Intangible assets	(1.15)	(25.35)	(31.09)
Dividend income from mutual funds	0.67	-	-
Sale of Property, plant and equipment and Intangible assets	-	-	0.17
Net investment in Fixed deposits	(167.78)	(194.75)	(366.03)
Interest received	188.38	226.62	416.54
<b>Net cash flows (used in) investing activities (B)</b>	<b>20.12</b>	<b>6.52</b>	<b>19.59</b>
<b>Cash flow from Financing activities</b>			
Proceeds from Short-term Borrowings	348.58	984.01	866.26
Interest paid	(316.96)	(317.64)	(602.93)
<b>Net cash flows generated from / (used in) financing activities (C)</b>	<b>31.62</b>	<b>666.37</b>	<b>263.33</b>
<b>Net increase in cash and cash equivalents (A+B+C)</b>	<b>(14.07)</b>	<b>88.60</b>	<b>40.06</b>
Cash and cash equivalents at the beginning of the year	88.01	46.74	46.74
Effect on exchange rates changes on cash and cash equivalents	5.69	(1.98)	1.21
<b>Cash and cash equivalents at the end of the period</b>	<b>79.63</b>	<b>133.36</b>	<b>88.01</b>
<b>Cash and cash equivalents comprise</b>			
Balances with banks	75.26	132.13	87.10
Cash on hand	4.37	1.23	0.91
<b>Cash and cash equivalents as at the end of the year</b>	<b>79.63</b>	<b>133.36</b>	<b>88.01</b>

Place: Hyderabad  
 Date: November 13, 2024



For and on behalf of the Board of Directors of  
**Palred Technologies Limited**

*Supriya Reddy Palem*  
**Supriya Reddy Palem**  
 Chairperson & Managing Director  
 DIN: 00055870

**Independent Auditor's Review Report on unaudited quarterly and year to date consolidated financial results of Palred Technologies Limited pursuant to Regulation 33 of SEBI (Listing Obligations and Disclosure Requirements) Regulations, 2015, as amended.**

**To the Board of Directors of Palred Technologies Limited**

1. We have reviewed the accompanying statement of consolidated unaudited financial results of **Palred Technologies Limited** (hereinafter referred to as 'the Holding Company') and its subsidiaries, (the Holding Company and its subsidiaries together referred to as the 'Group') for the quarter ended September 30, 2024 and the year to-date results for the period from April 01, 2024 to September 30, 2024 ('the Half Year') ('collectively referred to as 'the Statement'), being submitted by the Holding Company pursuant to the requirements of Regulation 33 of Securities and Exchange Board of India (Listing Obligations and Disclosure Requirements) Regulations, 2015, as amended ('the Regulations').
2. The Statement, which is the responsibility of the Holding Company's Management and approved by the Holding Company's Board of Directors, has been prepared in accordance with the recognition and measurement principles laid down in Indian Accounting Standard 34 'Interim Financial Reporting' ('Ind AS 34'), prescribed under Section 133 of the Companies Act, 2013 ('the Act') read with relevant rules issued thereunder and other recognised accounting principles generally accepted in India and is in compliance with the Regulations. Our responsibility is to express a conclusion on the Statement based on our review.
3. We conducted our review of the Statement in accordance with the Standard on Review Engagements (SRE) 2410, 'Review of Interim Financial Information Performed by the Independent Auditor of the Entity' issued by the Institute of Chartered Accountants of India. This Standard requires that we plan and perform the review to obtain moderate assurance as to whether the Statement is free of material misstatement. A review consists of making inquiries, primarily of persons responsible for financial and accounting matters, and applying analytical and other review procedures. A review is substantially less in scope than an audit conducted in accordance with Standards on Auditing specified under section 143(10) of the Act and consequently does not enable us to obtain assurance that we would become aware of all significant matters that might be identified in an audit. Accordingly, we do not express an audit opinion.

We also performed procedures in accordance with the circular issued by the Securities and Exchange Board of India under Regulation 33 (8) of the SEBI (Listing Obligations and Disclosure Requirements) Regulations 2015, to the extent applicable.



# MSKC & Associates

Chartered Accountants

4. This Statement includes the results of the Holding Company and the following entities:

Sr. No	Name of the Entity	Relationship with the Holding Company
1	Palred Electronics Private Limited, India	Subsidiary
2	Palred Technology Services Private Limited, India	Wholly owned Subsidiary
3	Palred Retail Private Limited, India	Subsidiary
4	Palred Online Technologies Limited, Hong Kong	Stepdown subsidiary
5	Parude Technology Shenzhen Company Ltd, China	Stepdown subsidiary
6	Palred Online Bilism Teknojileri Ticaret Anomin Sirketi-Turkey	Stepdown subsidiary

5. Based on our review conducted and procedures performed as stated in paragraph 3 above, nothing has come to our attention that causes us to believe that the accompanying Statement prepared in accordance with the recognition and measurement principles laid down in Ind AS 34, prescribed under Section 133 of the Act, read with relevant rules issued thereunder and other recognised accounting principles generally accepted in India has not disclosed the information required to be disclosed in terms of the Regulations including the manner in which it is to be disclosed, or that it contains any material misstatement.
6. The Statement includes the interim financial information of three step-down subsidiaries (mentioned in Para 4 above) which have not been reviewed or audited by their auditors, whose interim financial information reflect total revenue (before consolidation adjustments) of Rs. 40.35 lakhs and Rs. 72.17 lakhs, total loss (before consolidation adjustments) of Rs. 3.25 lakhs and Rs. 14.81 lakhs and total comprehensive income /(loss) of Rs. 5.24 and (Rs. 9.12 lakhs) for the quarter ended and for the half year ended September 30, 2024 respectively, as considered in the Statement. Such interim financial information has been furnished to us by the Management and our conclusion on the Statement in so far as it relates to the amounts and disclosures included in respect of these entities is based on solely on such management prepared unaudited interim financial information. According to the information and explanations given to us by the Management, such interim financial information is not material to the Group.

Our conclusion is not modified in respect of the above matter with respect to our reliance on the financial results certified by the management.

For M S K C & Associates

Chartered Accountants

ICAI Firm Registration No. 001595S

Tarun

Kumar Jain

Tarun Kumar Jain

Partner

Membership No.: 231741

UDIN: 24231741BKFAXV7310

Digitally signed by

Tarun Kumar Jain

Date: 2024.11.13

14:53:35 +05'30'



Place: Hyderabad

Date: November 13, 2024