पावर ग्रिड कारपोरेशन ऑफ इंडिया लिमिटेड
(भारत सरकार का उद्यम)
POWER GRID CORPORATION OF INDIA LIMITED
(A Government of India Enterprise)
पावर
केन्द्रीय कार्यालयः "सौदामिनी" प्लॉट सं. 2, सैक्टर–29, गुड़गाँव–122 001, (हरियाणा) दूरभाषः 0124-2571700-719, फैक्स : 0124-2
"Saudamini" Plot No. 2, Sector-29, Gurgaon-122 001, (Haryana) Tel. : 0124-2571700-719, Fax : 0124-2571762, Web.: www.powergridind
CIN : L40101DL1989GOI038

C/COS/Listing/NSE/

Dt: 09.11.2016

The GM (Listing)
National Stock Exchange of India Ltd.,
Exchange Plaza, Plot No.C/1, G Block,
Bandra Kurla Complex,
Bandra (East),
Mumbai.

Ref: Symbol: POWERGRID; Series: EQ; ISIN: INE752E01010

Dear Sir,

Sub: Regulation 30 of the SEBI (Listing Obligations and Disclosure Requirements) Regulations, 2015

In terms of Regulation 30 of the SEBI (Listing Obligations and Disclosure Requirements) Regulations, 2015, it is informed that Press Meet of POWERGRID has been held on 09.11.2016. A copy of presentation given at Press Meet is enclosed please.

Thanking You,

Yours faithfully,

Divya Tandon
(Divya Tandon)
Company Secretary &
Compliance Officer

पावरग्रिड

POWERGRID

Fastest Growing Electric Utility in Asia for 3rd successive year

An S&P BSE SENSEX Company

Q2 FY 2016-17

Press Meet

New Delhi **November 9, 2016**

Disclaimer

By attending the meeting where this presentation is made, or by reading the presentation slides, you agree to be bound by the following limitations:

- *This document has been prepared for information purposes only and is not an offer or invitation or recommendation to buy or sell any securities of Power Grid Corporation of India Limited (the "Company"), nor shall part, or all, of this document form the basis of, or be relied on in connection with, any contract or investment decision in relation to any securities of the Company.*

- *The information in this document is being provided by the Company and is subject to change without notice. The Company relies on information obtained from sources believed to be reliable but does not guarantee its accuracy or completeness.*

- *This document contains statements about future events and expectations that are forward-looking statements. These statements typically contain words such as "expects" and "anticipates" and words of similar import. Any statement in this document that is not a statement of historical fact is a forward-looking statement that involves known and unknown risks, uncertainties and other factors which may cause our actual results, performance or achievements to be materially different from any future results, performance or achievements expressed or implied by such forward-looking statements. None of the future projections, expectations, estimates or prospects in this document should be taken as forecasts or promises nor should they be taken as implying any indication, assurance or guarantee that the assumptions on which such future projections, expectations, estimates or prospects have been prepared are correct or exhaustive or, in the case of the assumptions, fully stated in the document. The Company assumes no obligations to update the forward-looking statements contained herein to reflect actual results, changes in assumptions or changes in factors affecting these statements.*

- *You acknowledge that you will be solely responsible for your own assessment of the market and the market position of the Company and that you will conduct your own analysis and be solely responsible for forming your own view of the potential future performance of the business of the Company.*

- *Neither the delivery of this document nor any further discussions of the Company with any of the recipients shall, under any circumstances, create any implication that there has been no change in the affairs of the Company since that date.*

- *Annual Accounts for FY2015-16 have been approved by the shareholders.*

Recent Highlights

Indian Power Sector – Overview & Outlook

POWERGRID Today

Performance (Q2FY17)

- Transmission

Performance (Q2FY17)

- Consultancy
- Telecom

XII Plan Performance

Investment Outlook

Recent Highlights

Recent Highlights

±800kV NER-Agra HVDC	• **Pole-II commissioned**
TBCB Projects	• **POWERGRID Vizag Trans. Ltd. - completed** • 765kV D/C Srikakulam – Vemagiri Pooling Station TL (~345 ckm) • 400kV D/C Khammam – Nagarjunasagar TL (~ 146 ckm) • **POWERGRID Unchahar Trans. Ltd. - completed** • 400kV D/C Unchahar-Fatehpur TL (~106ckm) • **POWERGRID NM Transmission Ltd.** • 765kV D/C Nagapattinam – Salem TL (~212ckm) – **completed** • 765kV S/C Salem – Madhugiri TL (~ 234ckm)- under constn.
POWERGRID & Railways	• **Beginning of a New Journey** • Railway Electrification works of 761 route km assigned on Consultancy basis

Indian Power Sector

-

Overview & Outlook

Indian Power Sector - Overview

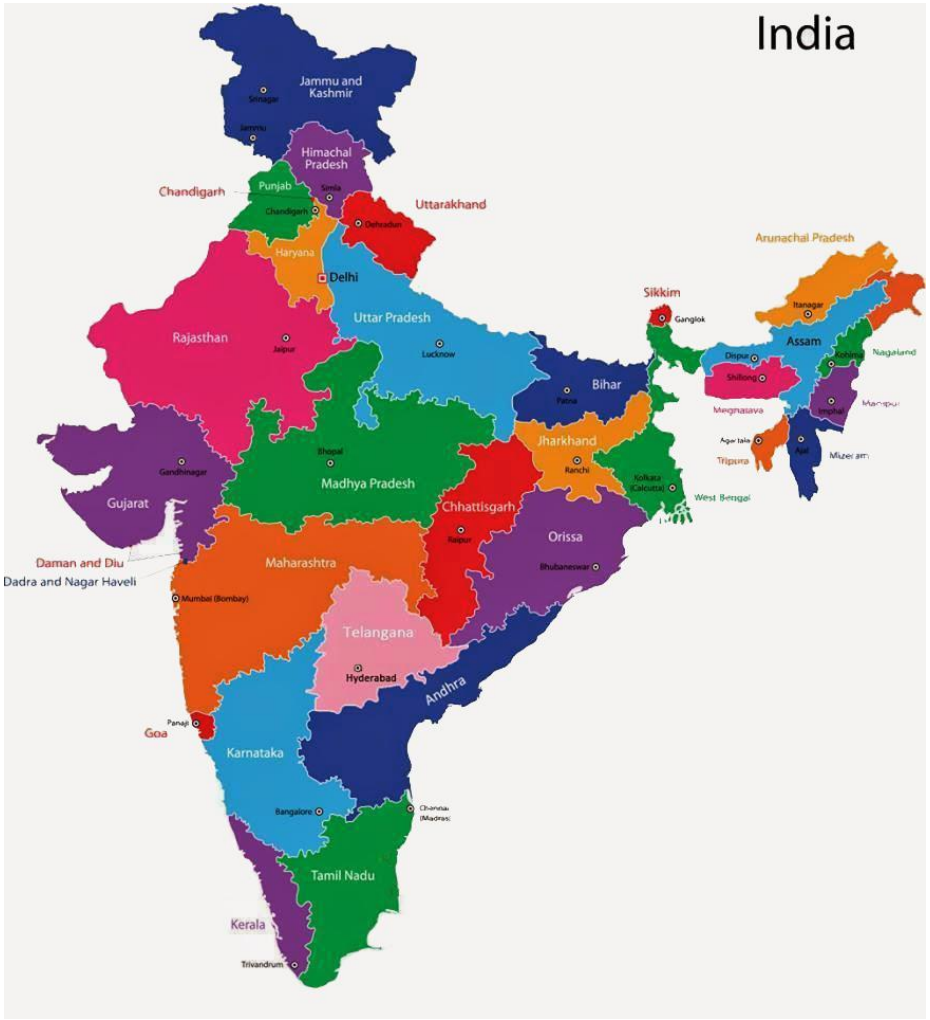

Peak Demand :	**157 GW**

Installed Capacity :	**306 GW**
Thermal	**:69%**
Renewables	**:15%**
Hydro	**:14%**
Nuclear	**: 2%**

Renewables : 46 GW

Growth rate : 7- 8 % per annum

National Grid – Need

- Transmission growth driven by
  - Uneven distribution of energy resources vis-à-vis uneven demand growth
  - Need of Long Distance Transmission System
  - Continuous momentum in Transmission expansion
    - Sustained GDP growth : 7-8% (Projected > 10%+)
    - Govt. of India focus on Increasing Electricity Access to Rural Area
  - Adequate Margin – To Cater Power Market, Reliability

Generation Potential in India

Energy resources (coal, water etc.) unevenly distributed

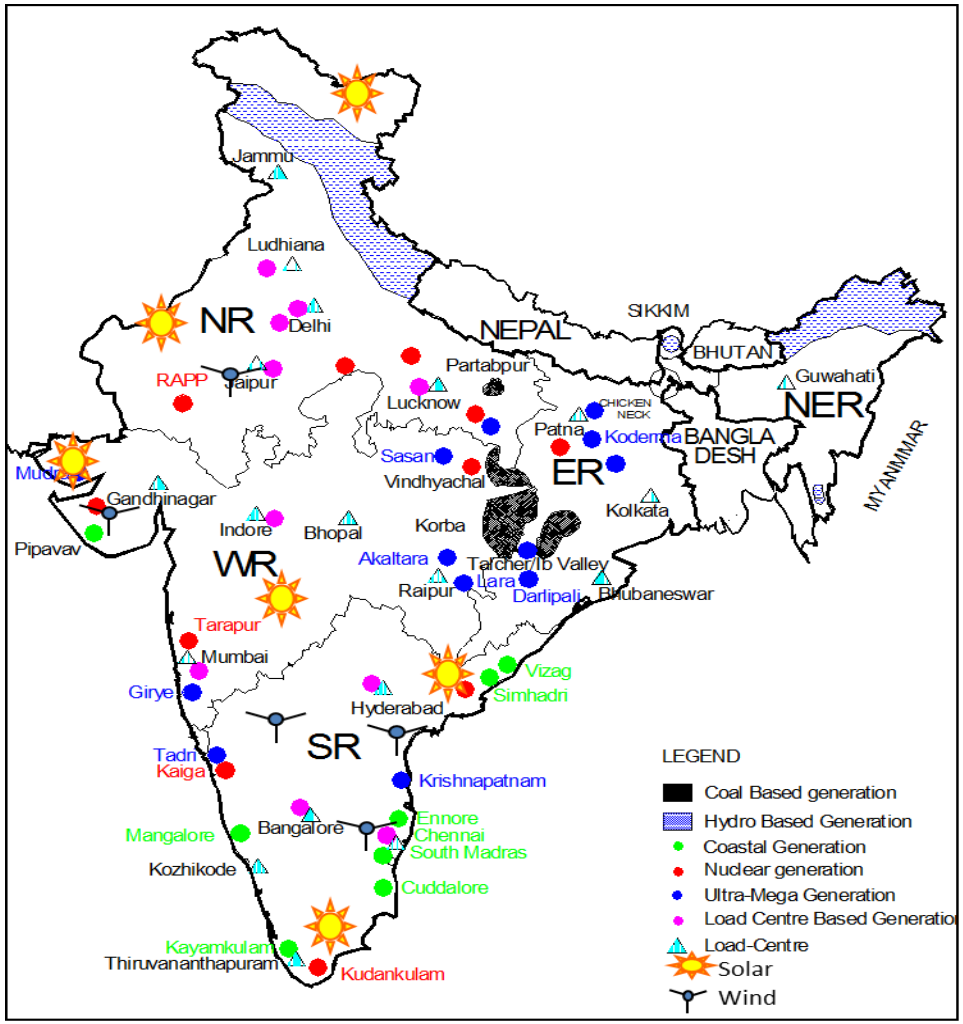

- **Hydro – In North Eastern & Northern Himalayan region**
- **Coal – In Central India**
  - **Chhattisgarh , Orissa , Jharkhand, Madhya Pradesh**
- **Coastal based**
  - **Andhra Pradesh, Tamil Nadu, Gujarat**
- **Renewable Energy- Solar & Wind Across the country**
  - ***Major Potential Areas: Tamil Nadu, Andhra Pradesh, Karnataka, Rajasthan, Maharashtra, Gujarat***

National Grid – Present

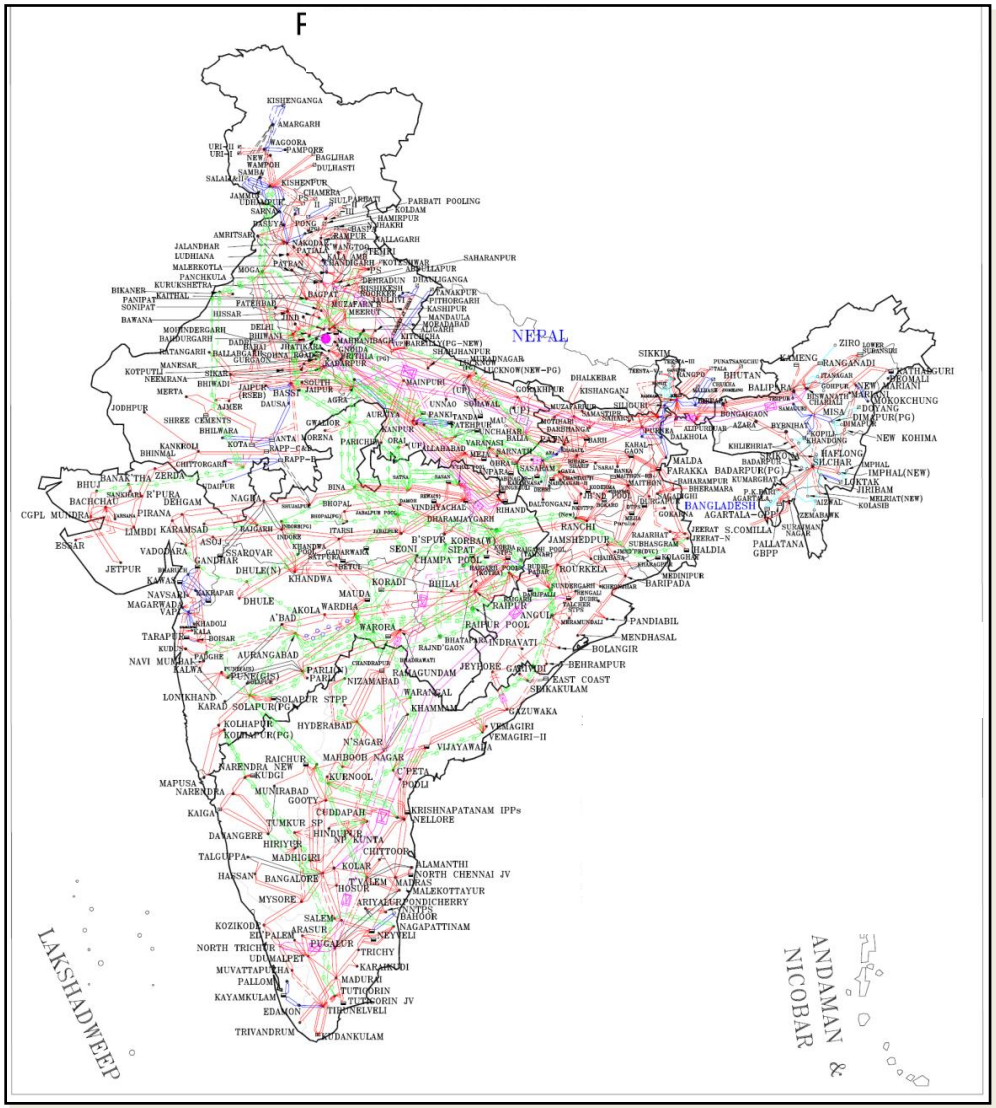

- **765kV/400kV lines: ~ 1,80,376 ckm**
  - **POWERGRID: 1,10,602 ckm**
- **220kV lines: ~ 1,60,804 ckm**
  - **POWERGRID: 8,894 ckm**
- **HVDC Bipole(±500kV/±800kV): 12,939 ckm. – 6 nos.**
  - **POWERGRID: 9,454 ckm – 4 nos.**
- **HVDC Back-to-Back: 7 nos. (3,000MW)**
  - **POWERGRID: 7 nos. (3,000MW)**
- **Series Capacitor : 22 nos.; Thyristor Controlled Series Capacitor (TCSC): 6 nos.**
  - **POWERGRID: 22 nos. (Series Capacitor); 6 nos. (TCSC)**
- **Inter-Regional Capacity: 62,650MW**
  - **POWERGRID: 56,450 MW**

National Grid Strengthening – A Continuing Process

Source: CEA, POWERGRID
Data as on 30.9.2016

One Nation – One Grid – One Price

GOVERNMENT OF INDIA
MINISTRY OF POWER

Vidyut PRAVAH

Electricity Price & Availability Highlights

31 Oct'16 at 6.30 pm

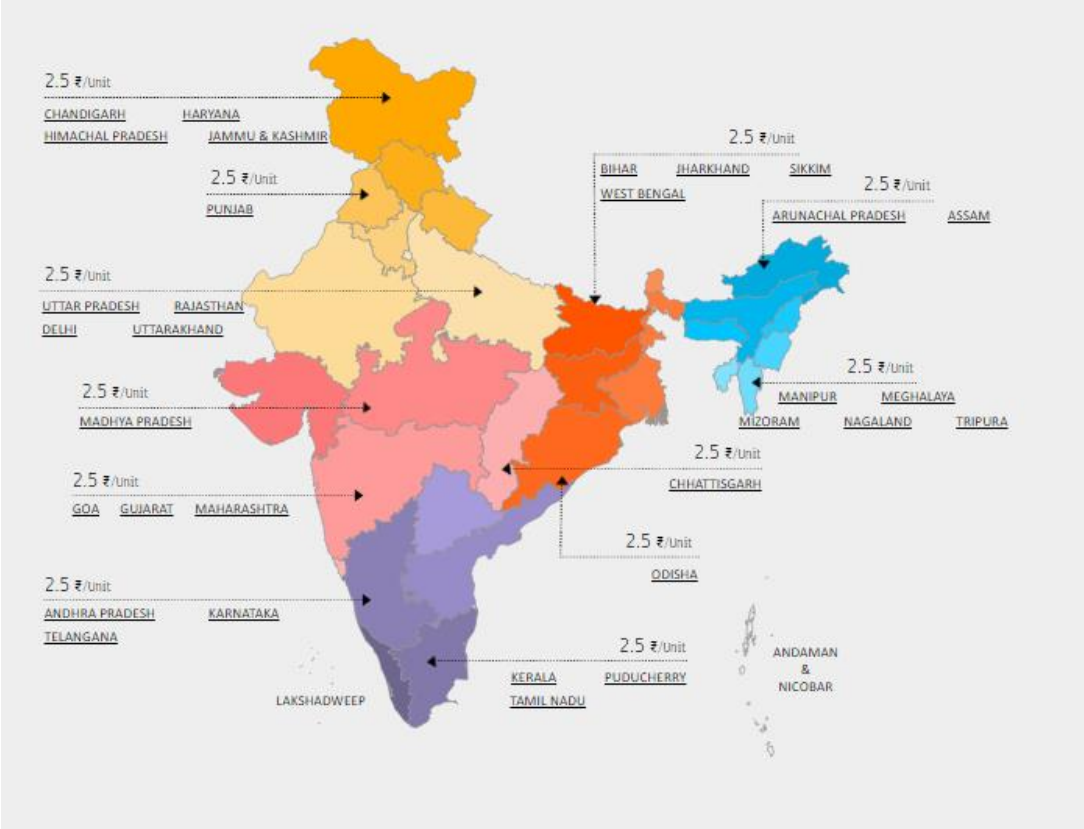

Snapshot

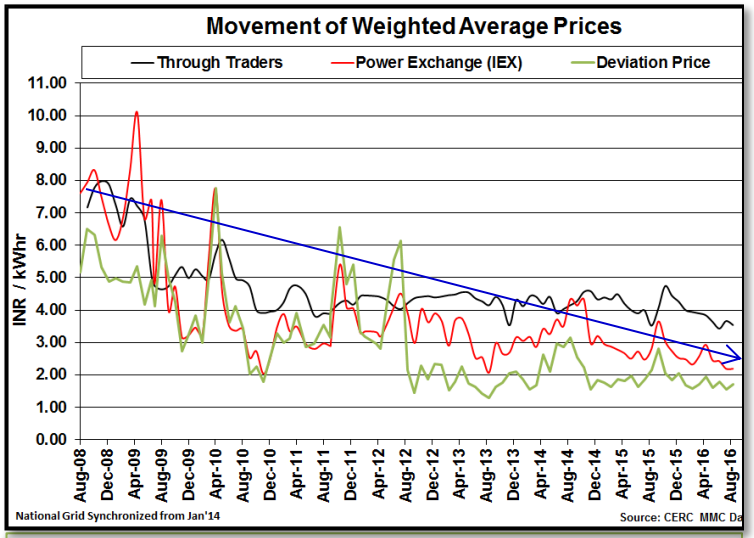

Power Market
Bringing Efficiency Into the Sector

Power Sector - Outlook

- **24x7 Affordable Power for All by 2019**
- **Renewable Integration : 175 GW by 2022**
- **Per Capita Consumption : about 4000 units by 2030; CAGR:10%**
- **Seamless SAARC Power Grid**

Major Schemes

- Creation of Energy Highways based on envisaged load growth
  - 11 high capacity corridors - each capacity of about 4000 MW
  - 3 high capacity HVDC system (6000 MW each)
- Green Energy Corridors for Renewable Integration
  - Intermittency, Variability, Balancing, matching trans. development
- Wide Area Measurement System (WAMS)- Making Smart Grid
- Dynamic Compensation- STATCOM, SVC etc.
- Renewable Energy Management Centers equipped with RE forecasting

National Grid Development

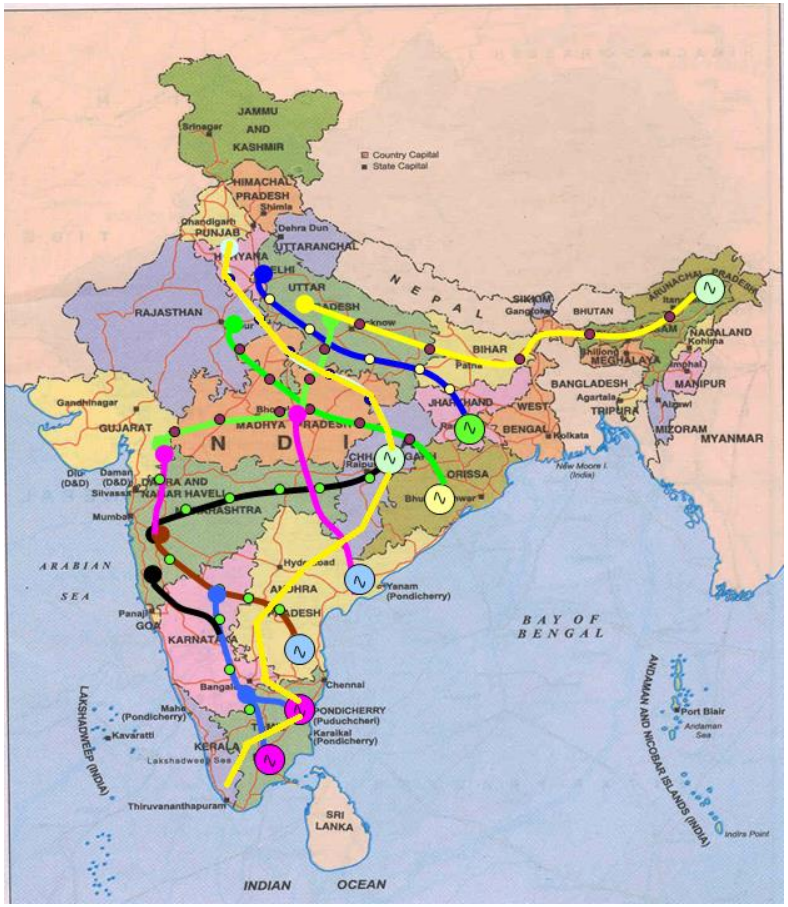

11 nos. High Capacity Transmission Corridors

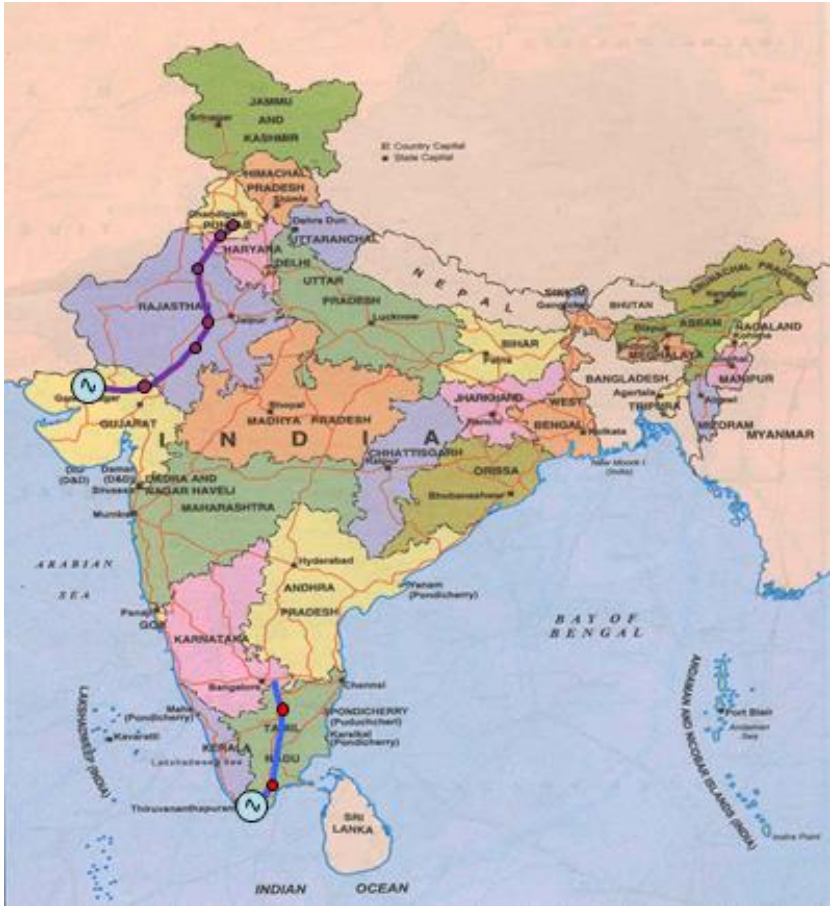

Green Energy Corridors for Renewables

SAARC Interconnections

- Geographically widely spread Indian Grid can facilitate interconnections with Neighboring countries
- India can provide a good demand market to harness energy resources of other countries
- Optimal utilization of energy resources

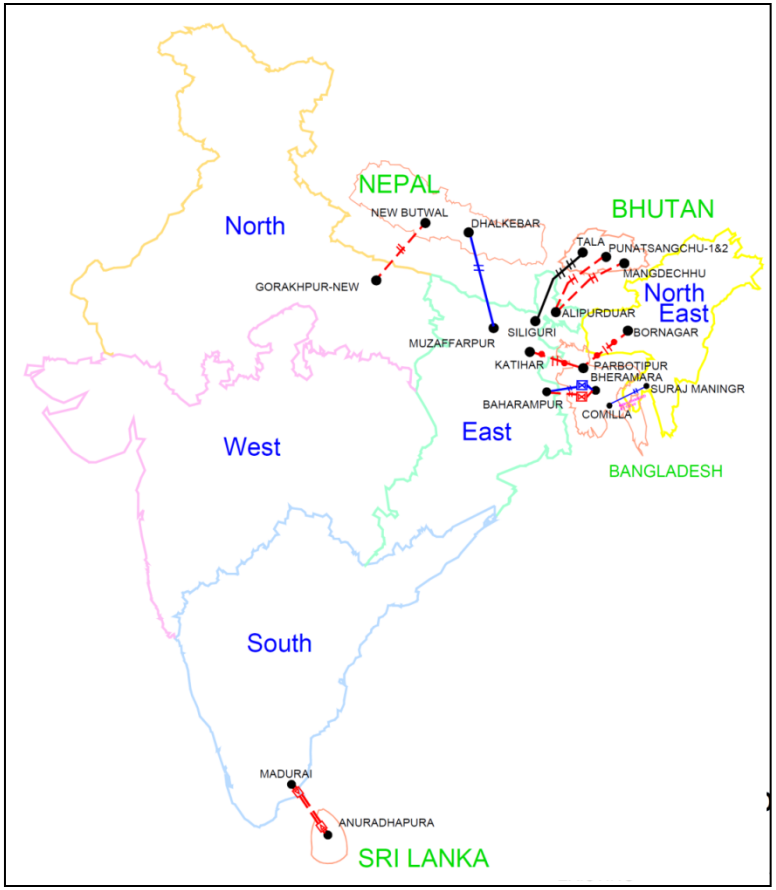

POWERGRID Today

POWERGRID Today

- A '*NAVRATNA*' ENTERPRISE
- CENTRAL TRANSMISSION UTILITY
- LISTED COMPANY since 2007
- GOVT. SHAREHOLDING 57.90%
- PAYING DIVIDEND SINCE 1993-94
- Market Capitalization ₹ 92,599 crore[1]

✓ **>90% ISTS Transmission Network owned by POWERGRID**

✓ **POWERGRID's Transmission Assets:**

- **Trans. Lines: 132,138 ckm**
- **Sub-stations: 213 Nos. - 273,862 MVA**
- **Availability: 99.78% (Apr16-Sep16)**

} **400kV & above: >90%**

✓ **State-of-the-art technologies like HVDC, SVC, FACTS etc.**

✓ **>45% power generated in India transmitted through POWERGRID**

CREDIT RATINGS

Domestic

- AAA
- Stable

CRISIL

ICRA

- AAA
- Stable

- AAA

CARE

International

- BBB (-)
- Stable Outlook

S&P

Fitch

- BBB (-)
- Stable Outlook

Physical parameters as on 31st October, 2016

1- Based on BSE Closing Price of ₹ 177.00 per share on 08.11.2016

Recognition & Awards

POWERGRID completes a Hat-Trick

Fastest Growing Electric Utility in Asia# for 3rd successive year (2014, 2015 & 2016)

Also, 3rd Fastest Growing Electric Utility, Globally#

#- Based on Platts Top50 Fastest Growing Energy Companies List 2016 & Platts Top250 Energy Companies Rankings 2014, 2015 & 2016

Awarded as the Winner in Power Transmission Category at 'D&B India's Leading Infrastructure Companies & Infra Awards 2016@'

@ - by D&B: Dun & Bradstreet

Performance in Q2FY17 (Jul16-Sep16)

Performance- Financial (Q2 & H1FY17)

(₹ in crore)

Description	Year ended	Quarter ended			Six Months ended		
	31.03.2016 as per IGAAP	30.09.2015 As per Ind AS	30.09.2016 As per Ind AS	% change	30.09.2015 As per Ind AS	30.09.2016 As per Ind AS	% change
Revenue							
- Transmission Charges	19,945	4,670	5,971	28%	9,182	11,860	29%
- Consultancy Income: Services	465	99	154	56%	188	274	46%
- Telecom	392	97	130	34%	185	241	30%
- Other Income	479	124	225		227	364	
Total Income	**21,281**	**4,990**	**6,480**	30%	**9,782**	**12,739**	30%
-Operating Expenses	2,456	558	656	18%	1,113	1,356	22%
EBITDA-Gross Margin	**18,825**	**4,432**	**5,824**	31%	**8,669**	**11,383**	31%
Depreciation	6,183	1,448	1,877		2,826	3,634	
Interest	5,023	1,185	1,587		2,327	3,105	
Tax	1,592	381	488		742	970	
Profit after Tax	**6,027**	**1,418**	**1,872**	32%	**2,774**	**3,674**	32%
Other Comprehensive Income/ (Exp) – net of Tax		(9)	(1)		(22)	16	
Total Comprehensive Income	6,027	1,409	1,871	33%	2,752	3,690	34%

Performance – Financial (Q2 & H1FY17)

(₹ in crore)

	As on 31.03.2016 As Per IGAAP	As on 30.06.2015 As per Ind AS	As on 30.06.2016 As per Ind AS	As on 30.09.2015 As per Ind AS	As on 30.09.2016 As per Ind AS
Gross Fixed Assets	**1,50,052**	1,22,578	**1,52,249**	**1,27,642**	**1,58,937**
Capital Work-in-Progress	**46,830**	56,878	**48,831**	**58,094**	**46,335**
Debt	**1,06,321**	99,412	**1,09,789**	**1,04,164**	**1,12,284**
Net Worth	**42,598**	40,408	**45,470**	**40,987**	**46,391**
Earning Per Share (₹)	**11.52**	2.59#	**3.44#**	**5.30#**	**7.02#**
Book Value per Share (₹)	**81.43**	77.24	**86.91**	**78.35**	**88.67**
Key Financial Ratios					
Debt : Equity	**71:29**	71:29	**71:29**	**72:28**	**71:29**
Return on Net Worth	**14.15%**	3.36%#	**3.96%#**	**6.76%#**	**7.92%#**

 # Not Annualized

Project Execution- Q2FY17

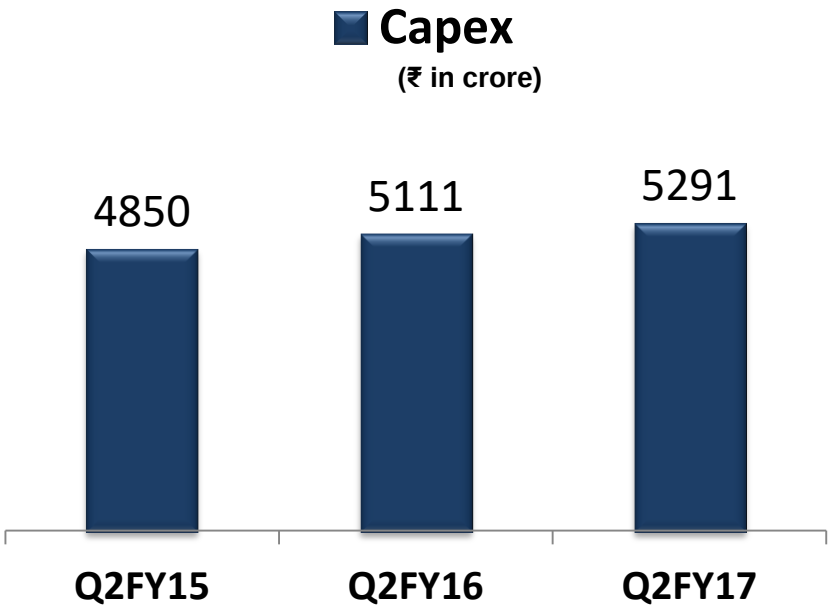

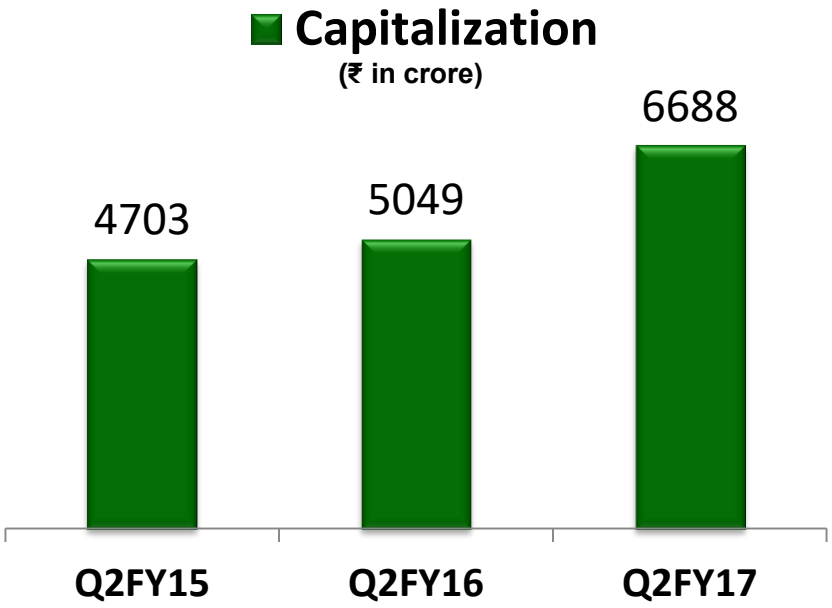

Cumulative Commissioning during FY17 till date:
about ₹ 11,000 crore

Performance Summary in H1FY17 (Apr16-Sep16)

	H1FY16	H1FY17
Capex	11,523	**10,876**
Investment Approvals	9,490	**26,948**
Contracts Awarded	10,632	**18,094**

(₹ in crore)

Consultancy (Domestic) – Q2FY17

Increase in Income

56% w.r.t Q2FY16

Assignments in Hand:

105 Nos.

(~ ₹ 17,000 cr.)

- **Major Assignments**
  - NER PSIP; T&D System Strengthening in Sikkim-Arunachal; TS to Leh-Kargil; Lalitpur TPP Evacuation; IPDS at Old Kashi; RE works in Odisha; TS strengthening works for DTL; Assignment from DFCC

Recent Addl. Work: Railway Electrification of 761 route km by Ministry of Railways

Further Orders under Development

- Assignments from Railways, Jammu & Kashmir, Tamil Nadu, Bihar

Consultancy (International) – Q2FY17

Footprints in 18 countries

14 nos.	**Ongoing Assignments (as on Sep-16)**
5 nos.	**New Orders recd.** - Nepal (2); Kenya (1); Bhutan (1) & Bangladesh (1)
8 nos.	**EoIs/ Techno-commercial proposals submitted** - Kenya, Bangladesh, Nepal, Uganda, Liberia, Indonesia
EPC	1 Bid under evaluation (Bangladesh)

Telecom – Q2FY17

Increase in Income

34% w.r.t Q2FY16

- **Infrastructure:**
  - **Fiber Optic Network : ~ 36,500km**
  - **Points of Presence : 595**
  - **Backbone Availability : 99.96%**

- **Major Projects:**
  - **National Knowledge Network (NKN):** Project completed & Under Operation
  - **National Optic Fiber Backbone (NOFN): Work in progress**
    - ✓ Scope of work enhanced to connect 9,372 Gram Panchayats - 5,082 Gram Panchayats connected

XII Plan Performance

XII Plan Performance

Planned Capital Outlay

₹ 110,000 crore

Annual Capex Plan

FY12-13:	FY13-14:	FY14-15:	FY15-16:	FY16-17:
₹20,037 cr. (Achieved)	₹23,158 cr. (Achieved)	₹ 22,456 cr. (Achieved)	₹ 22,584 cr. (Achieved)	₹22,550 cr. [Achieved ₹ 10,876 cr.]

~ ₹ 99,111 crore achieved in XII Plan (Apr12 till Sep16)

Physical Parameters (Apr12-Oct16)		
	38,635 ckm Tr. Line addn. (42%↑ over Mar'12)	XII Plan Target: 40,000 ckm
	63 S/S addn. (42%↑ over Mar'12)	XII Plan Target: 60 Nos.
	148,337 MVA X-formation Capacity addn. (120%↑ over Mar'12)	XII Plan Target: 100,000 MVA

Investment Outlook

POWERGRID Outlook (as on Sep'16)

Ongoing Projects	approx. ₹ 1,16,000 crore
New Projects	approx. ₹ 14,000 crore
TBCB Projects	approx. ₹ 16,000 crore (as per Empowered Committee Estimate)
Total Works in Hand	approx. ₹ 1,46,000 crore
Expenditure done (CWIP)	approx. ₹ 46,000 crore
Balance Capex	approx. ₹ 1,00,000 crore

पावरग्रिड

Thank You