



# JAINAM

FERRO ALLOYS (I) LIMITED

REF: JFAL/NSE/2024/134

28<sup>th</sup> October, 2024

To,

The Listing Department,  
The National Stock Exchange Limited,  
Exchange Plaza, Bandra Kurla Complex,  
Bandra (E), MUMBAI – 400051

Dear Sir / Madam,

**Sub: Outcome of Board Meeting pursuant to Regulation 30 of the Securities and Exchange Board of India (Listing Obligations and Disclosure Requirements) Regulations, 2015.**  
**Ref: NSE Symbol JAINAM; ISIN- INE02KC01010**

This is to inform you that the Board of Directors at their meeting held today i.e. Monday, October 28, 2024 at the registered office of the Company has interalia, considered and approved, Un-Audited (Standalone & Consolidated) Financial Result, Cash Flow Statement, Statement of Assets and Liabilities along with Limited Review Report of the Company for the half year ended on 30<sup>th</sup> September 2024.

In terms of Regulation 30 and 33 of SEBI (Listing obligation and Disclosure Requirements) we are enclosing copy of said Un-Audited (Standalone & Consolidated) Financial Result, Cash Flow Statement, Statement of Assets and Liabilities along with Limited Review Report of the Company for the half year ended on 30<sup>th</sup> September 2024 issued by statutory Auditor of the Company as **Annexure-A**.

The Board Meeting was commenced at 02.00 P.M. and concluded at 06:10 P.M.

Kindly disseminate the information on the official website of the exchange for the information of all members of the Exchange and Investors.

Thanking you,

Yours faithfully,

FOR, JAINAM FERRO ALLOYS (I) LIMITED

  
ARCHIT PARAKH  
MANAGING DIRECTOR  
Encl: As above



## JAINAM FERRO ALLOYS (I) LIMITED


REGD. OFFICE: PLOT NO. 103 TO 113 & 130 TO 136/A & 137,  
SECTOR-C URLA INDUSTRIAL AREA RAIPUR CT 492003 IN

STANDALONE FINANCIAL RESULTS FOR THE HALF YEAR ENDED ON 30TH SEPTEMBER, 2024

(Rs. in Lakhs)

S. NO.	Particulars	Half-Year ended			Year ended
		30-Sep-24	31-Mar-24	30-Sep-23	31-Mar-24
		(Unaudited)	(Audited)	(Unaudited)	(Audited)
I	Revenue from operations	11,421.15	9,043.04	9,925.66	18,968.71
II	Other income	228.85	262.07	265.15	527.22
III	<b>Total Income from Operations</b>	<b>11,650.00</b>	<b>9,305.11</b>	<b>10,190.82</b>	<b>19,495.93</b>
IV	<b>EXPENSES</b>				
	a. Cost of materials consumed	6,308.13	3,131.95	6,471.66	9,603.61
	b. Purchase of Stock in Trade	478.19	2,626.01	205.58	2,831.59
	c. Changes in inventories of finished goods	(169.43)	69.80	(352.61)	(282.81)
	d. Power and Fuel expenses	2,543.59	2,277.72	2,168.92	4,446.64
	e. Employees benefits expenses	185.04	206.92	177.10	384.03
	f. Finance costs	120.30	75.98	77.33	153.31
	g. Depreciation and amortisation expenses	200.60	68.87	68.05	136.92
	h. Other Expenses	892.63	759.48	634.46	1,393.94
	<b>Total expenses (a+b+c+d+e+f+g)</b>	<b>10,559.05</b>	<b>9,216.74</b>	<b>9,450.49</b>	<b>18,667.23</b>
V	<b>Profit/Loss before tax</b>	<b>1,090.94</b>	<b>88.38</b>	<b>740.32</b>	<b>828.70</b>
VI	<b>Tax Expense</b>				
	a) Current Tax	244.22	41.66	191.61	233.27
	b) Deffered Tax	6.68	(7.47)	(4.72)	(12.19)
	c) Tax Expense of Earlier Years	-	0.76	-	0.76
VII	<b>Profit/(loss) for the period</b>	<b>840.04</b>	<b>53.42</b>	<b>553.43</b>	<b>606.85</b>
VIII	<b>Other Comprehensive Income</b>				
	A. (i) Items that will not be reclassified to profit and loss:	1,126.65	449.74	982.53	1,432.28
	(ii) Income tax relating to items that will not be reclassified to profit or loss	(179.20)	(55.17)	(161.01)	(216.18)
	B. (i) Items that will be reclassified to profit or loss :	-	-	-	-
	(ii) Income tax relating to items that will be reclassified to profit or loss	-	-	-	-
IX	<b>Total Comprehensive Income for the period</b> [Comprising Profit/(Loss) and Other comprehensive Income for the period]	<b>1,787.49</b>	<b>447.99</b>	<b>1,374.96</b>	<b>1,822.94</b>
X	<b>Paid-up Share Capital (par value Rs. 10/- each fully paid up)</b>	<b>1,056.12</b>	<b>1,056.12</b>	<b>1,056.12</b>	<b>1,056.12</b>
XI	<b>Earnings per equity share (Par value Rs. 10/- each)</b>				
	i) Basic (Rs.)	7.95	0.51	5.24	5.75
	ii) Diluted (Rs.)	7.95	0.51	5.24	5.75

For and on behalf of the Board of Jainam Ferro Alloys (I) Limited




Date: 28/10/2024

**Standalone Notes:**

- 1 The Standalone Financial Results are reviewed by the Audit Committee in their meeting and thereafter approved by the Board of Directors of the Company at its meeting held on October 28, 2024.
- 2 The Standalone Financial Results have been prepared in accordance with Indian Accounting Standards (Ind-AS) as prescribed under section 133 of Companies Act, 2013 read with Rule 3 of the Companies (Indian Accounting Standards) Rules 2015 and relevant amendment thereafter and presented in accordance with the requirements of Regulation 33 of SEBI (Listing Obligations and Disclosure Requirements) Regulations, 2015, as amended read with SEBI Circular No. CIR/CFD/FAC/62/2016 dated 5 July 2016 and are in compliance with the Indian Accounting Standards (Ind-AS) notified by the Ministry of Corporate Affairs.
- 3 The Company has only one reportable segment as defined in Ind AS 108 "Operating Segments".
- 4 4. As required under Regulation 33 of the SEBI (LODR) Regulations, 2015, the Statutory Auditors have issued Limited Review Reports on the aforesaid financial results for the half year ended, 30th September 2024. The above results are prepared after consolidating the results of its subsidiary (J W Diagnostic and Research Centre Private Limited).
- 5 5. The figures of the financial results of the subsidiary, were not material, but have been duly taken into consideration in the consolidated results, being presented, herein, above.
- 6 The previous year figures have been regrouped and/or rearranged and/or reworked and/or reclassified wherever necessary to correspond with the current year classification/disclosure.

For, Jainam Ferro Alloys (I) Limited



[Archi Parakh]

Managing Director

DIN: 06797522

Date: 28/10/2024

Place: Raipur C.G.

# JAINAM FERRO ALLOYS (I) LIMITED

REGD. OFFICE: PLOT NO. 103 TO 113 & 130 TO 136/A & 137,  
SECTOR-C URLA INDUSTRIAL AREA RAIPUR CT 492003 IN

STANDALONE STATEMENT OF ASSETS AND LIABILITIES AS AT 30th SEPTEMBER, 2024

S. NO.	Particulars	(Rs. in Lakhs)	
		As at September 30, 2024	As at March 31, 2024
		(Unaudited)	(Audited)
<b>I</b>	<b>ASSETS</b>		
	<b>A Non- current Assets</b>		
	a Property, Plant & Equipment	1806.47	1679.23
	b Investments	3961.42	2892.37
	c <u>Financial Assets</u>		
	(i) Other Financial Assets	1714.78	1114.91
	d Deferred Tax Assets (Net)	0.00	0.00
	e Other Non-Current Assets	71.29	74.68
	<b>Total Non Current Assets</b>	<b>7553.97</b>	<b>5761.20</b>
	<b>B Current assets</b>		
	a Inventories	2135.12	1915.35
	b <u>Financial Assets</u>		
	(i) Trade Receivables	1674.36	2051.89
	(ii) Cash and Cash Equivalents	460.85	13.26
	(iii) Bank Balances other than(ii) above	2951.98	2989.53
	(iv) Other Financial Assets	150.71	0.29
	c Current Tax Assets (Net)	0.00	0.00
	d Other Current Assets	980.55	1443.87
	<b>Total Current Assets</b>	<b>8353.55</b>	<b>8414.20</b>
	<b>Total Assets</b>	<b>15907.52</b>	<b>14175.40</b>
<b>II</b>	<b>Equity and Liabilities</b>		
	<b>Equity</b>		
	a Equity Share Capital	1056.12	1056.12
	b Other Equity	11274.53	9487.04
	<b>Total Equity</b>	<b>12330.65</b>	<b>10543.16</b>
<b>III</b>	<b>Liabilities</b>		
	<b>A Non Current Liabilities</b>		
	a <u>Financial Liabilities</u>		
	i. Borrowings	0.00	245.80
	b Deferred Tax Liabilities (Net)	334.21	184.49
	c Provisions	26.30	26.30
	<b>Total Non Current Liabilities</b>	<b>360.51</b>	<b>456.59</b>
	<b>B Current Liabilities</b>		
	a <u>Financial Liabilities</u>		
	(i) Borrowings	0.00	706.06
	(ii) Trade Payables	2507.32	2040.71
	(iii) Other Financial Liabilities	323.80	258.55
	b Provisions	3.68	3.68
	c Other Current Liabilities	241.57	163.90
	d Current Tax Liabilities (Net)	139.99	2.75
	<b>Total Current Liabilities</b>	<b>3216.36</b>	<b>3175.65</b>
	<b>Total Liabilities</b>	<b>3576.87</b>	<b>3632.24</b>
	<b>Total Equity and Liabilities</b>	<b>15907.52</b>	<b>14175.40</b>



Signed and on behalf of the Board of Jainam Ferro Alloys (I) Limited

Arjit Parakh  
Managing Director  
DIN: 06797522

Date: 28/10/2024  
Place: Raipur C.G.

# JAINAM FERRO ALLOYS (I) LIMITED

REGD. OFFICE: PLOT NO. 103 TO 113 & 130 TO 136/A & 137, SECTOR-C URLA INDUSTRIAL AREA RAIPUR CT 492003 IN  
STANDALONE CASH FLOW STATEMENT FOR THE HALF YEAR ENDED ON 30th SEPTEMBER, 2024

(Rs. in Lakhs)


Particulars	Half Year ended on 30th September 2024	Half Year ended on 30th September 2023	Year ended on 31st March 2024
	(Unaudited)	(Unaudited)	(Audited)
<b>A) Cash Flow From Operating Activities :-</b>			
1. Net Profit/(Loss) before Taxes	1090.94	740.32	828.70
<u>Adjustments for:-</u>			
Depreciation	200.60	68.05	136.92
Finance Costs	120.30	77.33	153.31
Income from Investments	(187.93)	(204.43)	(428.28)
Prepaid Lease Rent Amortised	0.55	0.00	1.10
Preliminary Expenses written off (Net)	0.00	0.00	0.00
Share Issue Expenses written off (Net)	2.84	0.00	5.69
Provision for Gratuity	0.00	0.00	9.76
Profit on Sale of Fixed Assets	0.00	(2.23)	(2.23)
2. Operating Profit before Working Capital Changes	1227.31	679.04	704.96
<u>Adjustments for:-</u>			
Decrease/(Increase) in Receivables	128.14	(98.40)	242.84
Decrease/(Increase) in Inventories	(219.77)	80.39	(310.73)
Increase/(Decrease) in Payables	609.54	(94.54)	27.53
<b>Cash generated from Operations</b>	<b>1745.22</b>	<b>566.50</b>	<b>664.60</b>
Direct Taxes Paid	143.14	118.18	261.68
<b>Net Cash from Operating Activity (A)</b>	<b>1602.07</b>	<b>448.32</b>	<b>402.92</b>
<b>B) Cash Flow From Investing Activities :-</b>			
Purchase of Fixed Assets	(327.84)	(53.88)	(1260.85)
Sale of Fixed Assets	0.00	2.86	2.86
(Purchase) of Investment	(761.51)	(417.14)	(1253.86)
Sale of Investment	819.10	119.79	797.51
Income from Investments	187.93	204.43	428.28
<b>Net Cash from Investing Activity (B)</b>	<b>(82.32)</b>	<b>(143.94)</b>	<b>(1286.07)</b>
<b>C) Cash Flow From Financing Activities :-</b>			
Proceeds from Shares issued in IPO incl. Securities Premium	0.00	0.00	0.00
Proceeds from Unsecured Loans ( Net)	(245.80)	(4.82)	240.98
Proceed from Bank Borrowing (Net)	(706.06)	0.00	706.06
Finance Costs	(120.30)	(77.33)	(153.31)
<b>Net Cash From Financing Activities (C)</b>	<b>(1072.17)</b>	<b>(82.15)</b>	<b>793.73</b>
<b>D) Net Increase / (Decrease) in Cash &amp; Cash Equivalents ((A)+(B)+( C ))</b>	<b>447.59</b>	<b>222.22</b>	<b>(89.42)</b>
<b>E) Cash and Cash Equivalent at beginning of the Year</b>	<b>13.26</b>	<b>102.67</b>	<b>102.67</b>
<b>F) Cash and Cash Equivalent at end of the Year (D+E)</b>	<b>460.85</b>	<b>324.90</b>	<b>13.26</b>

Note:-

1. The above cash flow Statement has been prepared under the "Indirect Method" as set out in Indian Accounting Standard (Ind AS-7) on Cash Flow statement as notified by the Companies (Indian Accounting Standards (IND AS)) Rules 2015.

2. Previous Year figures have been regrouped / recast wherever necessary.

Approved on behalf of the Board of Jainam Ferro Alloys (I) Limited



[Archit Parakh]  
Managing Director  
PIN: 06797522  
Place: Raipur C.G.



# S M A G AND ASSOCIATES LLP

(Formerly known as "Sunil Johri and Associates")

## Chartered Accountants

Limited Review Report on the Half Yearly Unaudited Standalone Financial Results of the Company Pursuant to the Regulation 33 of the SEBI (Listing Obligations and Disclosure Requirements) Regulations, 2015, as amended


### Review Report to

The Board of Directors

Jainam Ferro Alloys (I) Limited

1. We have reviewed the accompanying statement of unaudited financial results of Jainam Ferro Alloys (I) Limited (the "Company") for the half year ended September 30, 2024 from April 01, 2024 to September 30, 2024 (the "Statement") attached herewith, being submitted by the Company pursuant to the requirements of Regulation 33 of the SEBI (Listing Obligations and Disclosure Requirements) Regulation, 2015, as amended (the "Listing Regulations").
2. This statement, which is the responsibility of the Company's Management and approved by the Company's Board of Directors, has been prepared in accordance with the recognition and measurement principles laid down in Indian Accounting Standard 34, (Ind AS 34) "Interim Financial Reporting" prescribed under Section 133 of the Companies Act, 2013 as amended, read with the relevant rules issued thereunder and other accounting principles generally accepted in India. Our responsibility is to express a conclusion on the Statement based on our review.
3. We conducted our review of the Statement in accordance with the Standard on Review Engagements (SRE) 2410 "Review of Interim Financial Information Performed by the Independent Auditor of the Entity", issued by the Institute of Chartered Accountants of India. This standard requires that we plan and perform the review to obtain moderate assurance as to whether the statement is free of material misstatement.  
A review of interim financial information consists of making inquiries, primarily of persons responsible for financial and accounting matters, and applying analytical and other review procedures. A review is substantially less in scope than an audit conducted in accordance with Standards on Auditing and consequently does not enable us to obtain assurance that we would become aware of all significant matters that might be identified in an audit.

Accordingly, we do not express an audit opinion. We also performed procedures in accordance with the Circular No. CIR/CFD/CMDI/44/2019 dated March 29, 2019 issued by the Securities and Exchange Board of India under Regulation 33(8) of the Listing Regulations, to the extent applicable.



110 WALLFORT OZONE, 1<sup>ST</sup> FLOOR, FAFADIH CHOWK, RAIPUR-492001, CHHATTISGARH

TEL: 0771-4065304, 4065306 MOB: +91 9893121888, 8109867319

GST REGISTRATION NUMBER: 22ABDFS2447R1ZT

Email: johri62@rediffmail.com, casaharshgupta@gmail.com

4. Based on our review conducted as above, nothing has come to our attention that causes us to believe that the accompanying statement prepared in accordance with the recognition and measurement principles laid down in the aforesaid Indian Accounting Standards ('Ind AS') specified under Section 133 of the Companies Act, 2013 as amended, read with the relevant rules issued thereunder and other accounting principles generally accepted in India, has not disclosed the information required to be disclosed in terms of the Listing Regulations, including the manner in which it is to be disclosed, or that it contains any material misstatement.

**FOR, S M A G AND ASSOCIATES LLP**  
(Formerly known as "Sunil Johri and Associates")  
**CHARTERED ACCOUNTANTS**  
(Firm Reg. No. 005960C/C400353)



**CA SUNIL JOHRI**  
**PARTNER**  
**M NO.: 074654**  
**UDIN: 24074654BKLSXY3268**  
**Place: Raipur C.G.**  
**Date: 28/10/2024**

## JAINAM FERRO ALLOYS (I) LIMITED

REGD. OFFICE: PLOT NO. 103 TO 113 & 130 TO 136/A & 137,  
SECTOR-C URLA INDUSTRIAL AREA RAIPUR CT 492003 IN

CONSOLIDATED FINANCIAL RESULTS FOR THE HALF YEAR ENDED ON 30TH SEPTEMBER, 2024

(Rs. in Lakhs)

S. NO.	Particulars	Half-Year ended			Year ended
		30-Sep-24	31-Mar-24	30-Sep-23	31-Mar-24
		(Unaudited)	(Audited)	(Unaudited)	(Audited)
I	Revenue from operations	11449.64	9,062.91	9,926.76	18,989.67
II	Other income	228.85	262.07	268.15	530.22
III	<b>Total Income from Operations</b>	<b>11,678.49</b>	<b>9,324.98</b>	<b>10,194.91</b>	<b>19,519.89</b>
IV	<b>EXPENSES</b>				
a.	Cost of materials consumed	6323.59	3,143.37	6,471.77	9,615.15
b.	Purchase of Stock in Trade	478.19	2,626.01	205.58	2,831.59
c.	Changes in inventories of finished goods	(169.43)	69.80	(352.61)	(282.81)
d.	Power and Fuel expenses	2543.59	2277.72	2168.92	4,446.64
e.	Employees benefits expenses	205.66	229.86	184.54	414.40
f.	Finance costs	120.32	76.16	77.33	153.50
g.	Depreciation and amortisation expenses	208.44	78.92	72.44	151.37
h.	Other Expenses	918.53	787.30	645.21	1,432.51
	<b>Total expenses (a+b+c+d+e+f+g)</b>	<b>10,628.89</b>	<b>9,289.15</b>	<b>9,473.20</b>	<b>18,762.34</b>
V	<b>Profit/Loss before tax</b>	<b>1,049.60</b>	<b>35.83</b>	<b>721.72</b>	<b>757.55</b>
VI	<b>Tax Expense</b>				
a)	Current Tax	244.22	41.66	191.61	233.27
b)	Deferred Tax	7.22	(5.50)	(4.51)	(10.02)
c)	Tax Expense of Earlier Years	0.00	0.76	-	0.76
VII	<b>Profit/(loss) for the period</b>	<b>798.16</b>	<b>(1.09)</b>	<b>534.63</b>	<b>533.53</b>
VIII	<b>Other Comprehensive Income</b>				
A.	(i) Items that will not be reclassified to profit and loss:	1126.65	449.74	982.53	1,432.28
	(ii) Income tax relating to items that will not be reclassified to profit or loss	(179.20)	(55.17)	(161.01)	(216.18)
B.	(i) Items that will be reclassified to profit or loss :	0.00	-	-	-
	(ii) Income tax relating to items that will be reclassified to profit or loss	0.00	-	-	-
IX	<b>Total Comprehensive Income for the period</b> [Comprising Profit/(Loss) and Other comprehensive Income for the period]	<b>1,745.61</b>	<b>393.48</b>	<b>1,356.15</b>	<b>1,749.63</b>
X	<b>Profit/(loss) for the period</b>	<b>798.16</b>	<b>(1.09)</b>	<b>534.63</b>	<b>533.53</b>
	Attributable to:				
	Equity holders of the parent	799.25	(5.00)	540.44	535.44
	Non-controlling interests	(1.09)	(1.42)	(0.49)	(1.91)
XI	<b>Other Comprehensive Income</b>	<b>947.45</b>	<b>394.57</b>	<b>821.52</b>	<b>1,216.09</b>
	Attributable to:				
	Equity holders of the parent	947.45	394.57	821.52	1,216.09
	Non-controlling interests	-	-	-	-
XII	<b>Total Comprehensive Income for the period</b>	<b>1,745.61</b>	<b>393.48</b>	<b>1,356.15</b>	<b>1,749.63</b>
	Attributable to:				
	Equity holders of the parent	1,746.70	389.57	1,361.96	1,751.53
	Non-controlling interests	(1.09)	(1.42)	(0.49)	(1.91)
X	<b>Paid-up Share Capital (par value Rs. 10/- each fully paid up)</b>	<b>1,056.12</b>	<b>1,056.12</b>	<b>1,056.12</b>	<b>1,056.12</b>
XI	<b>Earnings per equity share (Par value Rs. 10/- each)</b>				
	i) Basic (Rs.)	7.56	(0.01)	5.06	5.05
	ii) Diluted (Rs.)	7.56	(0.01)	5.06	5.05

For and on behalf of the Board of Jainam Ferro Alloys (I) Limited





**Consolidated Notes:**

- 1 The Consolidated Financial Results of the Company for the Half Year ended September 30, 2024 were reviewed by the Audit Committee and thereafter approved by the Board of Directors of the Company at their respective meetings held on October 28, 2024.
- 2 The Consolidated Financial Results have been prepared in accordance with Indian Accounting Standards (Ind-AS) as prescribed under section 133 of Companies Act, 2013 read with Rule 3 of the Companies (Indian Accounting Standards) Rules 2015 and relevant amendment thereafter and presented in accordance with the requirements of Regulation 33 of SEBI (Listing Obligations and Disclosure Requirements) Regulations, 2015, as amended read with SEBI Circular No. CIR/CFD/FAC/62/2016 dated 5 July 2016 and are in compliance with the Indian Accounting Standards (Ind-AS) notified by the Ministry of Corporate Affairs.
- 3 The Company has only one reportable segment as defined in Ind AS 108 "Operating Segments".
- 4 As required under Regulation 33 of the SEBI (LODR) Regulations, 2015, the Statutory Auditors have issued Limited Review Reports on the aforesaid financial results for the half year ended, 30th September 2024. The above results are prepared after consolidating the results of its subsidiary (J W Diagnostic and Research Centre Private Limited).
- 5 The figures of the financial results of the subsidiary, were not material, but have been duly taken into consideration in the consolidated results, being presented, herein, above.
- 6 The figures for the half year ended March 31, 2024 are balancing figures between the Audited figures of the full Financial Year ended on March 31, 2024 and the published unaudited half year figures up to the first half year of the financial year i.e., 01st April 2023 to 30th September 2023, which were subject to limited review by the Statutory Auditors.
- 7 The Consolidated figures include financials of subsidiary, duly reviewed by the Board of subsidiary and thereafter submitted to the Board of Company at their respective meetings held on October 28, 2024.
- 8 The previous year figures have been regrouped and/or rearranged and/or reworked and/or reclassified wherever necessary to correspond with the current year classification/disclosure.

**For Jainam Ferro Alloys (I) Limited**

**[Archit Barakh]**

**Managing Director**

**DIN: 06797522**

Date: 28/10/2024

Place: Raipur C.G.

# JAINAM FERRO ALLOYS (I) LIMITED

REGD. OFFICE: PLOT NO. 103 TO 113 & 130 TO 136/A & 137,  
SECTOR-C URLA INDUSTRIAL AREA RAIPUR CT 492003 IN

## CONSOLIDATED STATEMENT OF ASSETS AND LIABILITIES AS AT 30th SEPTEMBER 2024

(Rs. in Lakhs)

S. NO.	Particulars	As at September 30, 2024	As at March 31, 2024
		(Unaudited)	(Audited)
<b>I</b>	<b>ASSETS</b>		
	<b>A Non-current Assets</b>		
	a Property, Plant & Equipment		
	- Tangible Assets	1856.43	1,734.97
	- Goodwill	12.37	12.37
	b Investments	3811.42	2,742.37
	c <u>Financial Assets</u>		
	(i) Other Financial Assets	1714.78	1,114.91
	d Deferred Tax Assets (Net)	0.00	-
	e Other Non-Current Assets	71.29	74.68
	<b>Total Non Current Assets</b>	<b>7466.30</b>	<b>5,679.32</b>
	<b>B Current assets</b>		
	a Inventories	2140.38	1,921.81
	b <u>Financial Assets</u>		
	(i) Trade Receivables	1683.87	2,055.76
	(ii) Cash and Cash Equivalents	463.94	73.24
	(iii) Bank Balances other than(ii) above	2951.98	2,989.53
	(iv) Other Financial Assets	210.71	0.29
	c Current Tax Assets (Net)	1.03	-
	d Other Current Assets	981.92	1,445.60
	<b>Total Current Assets</b>	<b>8433.82</b>	<b>8,486.22</b>
	<b>Total Assets</b>	<b>15900.12</b>	<b>14,165.54</b>
<b>II</b>	<b>Equity and Liabilities</b>		
	<b>Equity</b>		
	a Equity Share Capital	1056.12	1,056.12
	b Other Equity	11171.78	9,425.08
	c Non-Controlling Interests	0.93	2.02
	<b>Total Equity</b>	<b>12228.83</b>	<b>10,483.22</b>
<b>III</b>	<b>Liabilities</b>		
	<b>A Non Current Liabilities</b>		
	a <u>Financial Liabilities</u>		
	i. Borrowings	68.29	284.49
	b Deferred Tax Liabilities (Net)	336.91	186.66
	c Provisions	26.30	26.30
	<b>Total Non Current Liabilities</b>	<b>431.50</b>	<b>497.45</b>
	<b>B Current Liabilities</b>		
	a <u>Financial Liabilities</u>		
	(i) Borrowings	0.00	706.06
	(ii) Trade Payables	2525.12	2,045.39
	(iii) Other Financial Liabilities	329.42	263.60
	b Provisions	3.68	3.68
	c Other Current Liabilities	241.57	163.91
	d Current Tax Liabilities (Net)	139.99	2.24
	<b>Total Current Liabilities</b>	<b>3239.79</b>	<b>3,184.87</b>
	<b>Total Liabilities</b>	<b>3671.29</b>	<b>3,682.32</b>
	<b>Total Equity and Liabilities</b>	<b>15900.12</b>	<b>14,165.54</b>

For and on behalf of the Board of Jainam Ferro Alloys (I) Limited



Date: 28/10/2024  
Place: Raipur C.G.

# JAINAM FERRO ALLOYS (I) LIMITED

REGD. OFFICE: PLOT NO. 103 TO 115 & 130 TO 136/A & 137, SECTOR-C URLA INDUSTRIAL AREA RAIPUR CT #92003 IN  
CONSOLIDATED CASH FLOW STATEMENT FOR THE HALF YEAR ENDED ON 30th SEPTEMBER 2024

(Rs. in Lakhs)

Particulars	Half Year ended on 30th September 2024	Half Year ended on 30th September 2023	Year ended on 31st March 2024
	(Unaudited)	(Unaudited)	(Audited)
<b>A) Cash Flow From Operating Activities :-</b>			
1. Net Profit/(Loss) before Taxes	1090.94	721.72	757.55
<u>Adjustments for:-</u>			
Depreciation	200.60	72.44	151.37
Finance Costs	120.30	77.33	153.50
Income from Investments	(187.93)	(204.43)	(428.28)
Prepaid Lease Rent Amortised	0.55	0.00	1.10
Preliminary Expenses written off (Net)	0.00	0.00	-
Share Issue Expenses written off (Net)	2.84	0.00	5.69
Provision for Gratuity	0.00	0.00	9.76
Profit on Sale of Fixed Assets	0.00	(2.23)	(2.23)
2. Operating Profit before Working Capital Changes	1227.31	664.84	648.44
<u>Adjustments for:-</u>			
Decrease/(Increase) in Receivables	128.14	(99.84)	236.74
Decrease/(Increase) in Inventories	(219.77)	74.14	(317.18)
Increase/(Decrease) in Payables	609.54	(76.31)	37.27
<b>Cash generated from Operations</b>	<b>1745.22</b>	<b>562.83</b>	<b>605.27</b>
Direct Taxes Paid	143.14	118.18	261.68
<b>Net Cash from Operating Activity (A)</b>	<b>1602.07</b>	<b>444.65</b>	<b>343.58</b>
<b>B) Cash Flow From Investing Activities :-</b>			
Purchase of Fixed Assets	(327.84)	(120.44)	(1,331.04)
Sale of Fixed Assets	0.00	2.86	2.86
(Purchase) of Investment	(761.51)	(267.14)	(1,103.86)
Sale of Investment	819.10	119.79	797.51
Income from Investments	187.93	204.43	428.28
<b>Net Cash from Investing Activity (B)</b>	<b>(82.32)</b>	<b>(60.51)</b>	<b>(1,206.26)</b>
<b>C) Cash Flow From Financing Activities :-</b>			
Proceeds from Shares issued in IPO incl. Securities Premium	0.00	1.00	1.00
Proceeds from Unsecured Loans ( Net)	(245.80)	(4.82)	279.67
Proceed from Bank Borrowing (Net)	(706.06)	0.00	706.06
Finance Costs	(120.30)	(77.33)	(153.50)
<b>Net Cash From Financing Activities (C)</b>	<b>(1072.17)</b>	<b>(81.16)</b>	<b>833.24</b>
<b>D) Net Increase / (Decrease) in Cash &amp; Cash Equivalents ((A)+(B)+(C))</b>	<b>447.59</b>	<b>302.98</b>	<b>(29.44)</b>
<b>E) Cash and Cash Equivalent at beginning of the Year</b>	<b>346.48</b>	<b>102.67</b>	<b>102.67</b>
<b>F) Cash and Cash Equivalent at end of the Year (D+E)</b>	<b>794.07</b>	<b>405.66</b>	<b>73.24</b>

Note:-

1. The above cash flow Statement has been prepared under the "Indirect Method" as set out in Indian Accounting Standard (Ind AS-7) on Cash Flow statement as notified by the Companies (Indian Accounting Standards (IND AS)) Rules 2015.
2. Previous Year figures have been regrouped / recast wherever necessary.

For and on behalf of the Board of Jainam Ferro Alloys (I) Limited



Date: 28-10-2024  
Place: Raipur C.G.



# S M A G AND ASSOCIATES LLP

(Formerly known as "Sunil Johri and Associates")

## Chartered Accountants

Limited Review Report on the Review of Statement of Unaudited Consolidated Financial Results Pursuant to the Regulation 33 of the SEBI (Listing Obligations and Disclosure Requirements) Regulations, 2015, as amended

Review Report to  
The Board of Directors  
Jainam Ferro Alloys (I) Limited

1. We have reviewed the accompanying statement of unaudited Consolidated Financial Results of **Jainam Ferro Alloys (I) Limited** (the "Holding Company") and its subsidiary **JW Diagnostic And Research Center Private Limited** (the "Subsidiary Company") for the half year ended September 30, 2024 from April 01, 2024 to September 30, 2024 (the "Statement"), being submitted by the Holding Company pursuant to the requirements of Regulation 33 of the SEBI (Listing Obligations and Disclosure Requirements) Regulation, 2015, as amended (the "Listing Regulations").
2. This statement, which is the responsibility of the Holding Company's Management and approved by the Holding Company's Board of Directors, has been prepared in accordance with the recognition and measurement principles laid down in Indian Accounting Standard 34, (Ind AS 34) "Interim Financial Reporting" prescribed under Section 133 of the Companies Act, 2013 as amended, read with the relevant rules issued thereunder and other accounting principles generally accepted in India. Our responsibility is to express a conclusion on the Statement based on our review.
3. We conducted our review of the Statement in accordance with the Standard on Review Engagements (SRE) 2410 "Review of Interim Financial Information Performed by the Independent Auditor of the Entity", issued by the Institute of Chartered Accountants of India. This standard requires that we plan and perform the review to obtain moderate assurance as to whether the statement is free of material misstatement.  
A review of interim financial information consists of making inquiries, primarily of persons responsible for financial and accounting matters, and applying analytical and other review procedures. A review is substantially less in scope than an audit conducted in accordance with Standards on Auditing and consequently does not enable us to obtain assurance that we would become aware of all significant matters that might be identified in an audit. Accordingly, we do not express an audit opinion.  
We also performed procedures in accordance with the Circular No. CIR/CFD/CMDI/44/2019 dated March 29, 2019 issued by the Securities and Exchange Board of India under Regulation 33(8) of the Listing Regulations, to the extent applicable.



110 WALLFORT OZONE, 1<sup>ST</sup> FLOOR, FAFADIH CHOWK, RAIPUR-492001, CHHATTISGARH

TEL: 0771-4065304, 4065306 MOB: +91 9893121888, 8109867319

GST REGISTRATION NUMBER: 22ABDFS2447R1ZT

Email: iohri62@rediffmail.com. casaharshgupta@gmail.com

4. The Statement includes the financial results of the following entities

Jainam Ferro Alloys (I) Limited	Holding Company
JW Diagnostic and Research Center Private Limited	Subsidiary Company

5. Based on our review conducted as above, nothing has come to our attention that causes us to believe that the accompanying statement prepared in accordance with the recognition and measurement principles laid down in the aforesaid Indian Accounting Standards ('Ind AS') specified under Section 133 of the Companies Act, 2013 as amended, read with the relevant rules issued thereunder and other accounting principles generally accepted in India, has not disclosed the information required to be disclosed in terms of the Listing Regulations, including the manner in which it is to be disclosed, or that it contains any material misstatement.

FOR, S M A G AND ASSOCIATES LLP  
(Formerly known as "Sunil Johri and Associates")  
CHARTERED ACCOUNTANTS  
(Firm Reg. No. 005960C/C400353)



CA SUNIL JOHRI  
PARTNER  
M NO.: 074654  
UDIN: 24074654BKLSXZ2518  
Place: Raipur C.G.  
Date: 28/10/2024