

- Electronic Weighing Scales & Systems
- Electronic Currency Counting Machines
- Electronic Fare Meters
- Home Automation

**Date: - 18/02/2025**

To  
The Manager  
Listing & Compliance Department,  
National Stock Exchange of India limited  
Exchange Plaza, 5Th Floor, Plot No C/1,  
G Block, Bandra-Kurla Complex, Bandra,  
Mumbai-400051

**(Company ID: NITIRAJ**

**ISIN: INE439T01012)**

**SUB:-** Investor Presentation.

**Dear Sir /madam.**

Pursuant to Regulation 30 of the Securities and Exchange Board of India (Listing Obligations and Disclosure Requirements) Regulations, 2015, please find enclosed herewith Investor Presentation of the Company for Q3FY25 Results.

This is for information of the Exchanges and the Members.

Thanking You,  
**FOR NITIRAJ ENGINEERS LIMITED**

**DEEPIKA DALMIYA**

Company Secretary & Compliance Officer  
M.NO: A58029

**Enclose: As Above**

# NITIRAJ ENGINEERS LIMITED

Investor Presentation  
Q3FY25



# SAFE HARBOUR

This presentation and the accompanying slides (the “Presentation”), which have been prepared by Nitiraj Engineers Limited (the “Company”), have been prepared solely for information purposes and do not constitute any offer, recommendation or invitation to purchase or subscribe for any securities, and shall not form the basis or be relied on in connection with any contract or binding commitment whatsoever. No offering of securities of the Company will be made except by means of a statutory offering document containing detailed information about the Company.

This Presentation has been prepared by the Company based on information and data which the Company considers reliable, but the Company makes no representation or warranty, express or implied, whatsoever, and no reliance shall be placed on, the truth, accuracy, completeness, fairness and reasonableness of the contents of this Presentation. This Presentation may not be all inclusive and may not contain all of the information that you may consider material. Any liability in respect of the contents of, or any omission from, this Presentation is expressly excluded.

This presentation contains certain forward looking statements concerning the Company’s future business prospects and business profitability, which are subject to a number of risks and uncertainties and the actual results could materially differ from those in such forward looking statements. The risks and uncertainties relating to these statements include, but are not limited to, risks and uncertainties regarding fluctuations in earnings, our ability to manage growth, competition (both domestic and international), economic growth in India and abroad, ability to attract and retain highly skilled professionals, time and cost over runs on contracts, our ability to manage our international operations, government policies and actions regulations, interest and other fiscal costs generally prevailing in the economy. The Company does not undertake to make any announcement in case any of these forward looking statements become materially incorrect in future or update any forward looking statements made from time to time by or on behalf of the Company.

# CONTENT

- *Result Highlights*
- *About Us*
- *Journey*
- *Products*
- *Business Model*
- *Management*
- *Growth Drivers*
- *Financials*

# RESULT HIGHLIGHTS Q3FY25

Particulars	YOY Growth% Q3'25 vs Q3'24	QOQ Growth% Q3'25 vs Q2'25
Revenue	82%	191%
EBITDA	159%	970%
PAT	204%	32077%

Comparison basis on quaterly figures

# MANAGEMENT COMMENTS

We are happy to announce our Q3 growth, led by developments that further strengthen our market position. Additionally, improvements in delivery schedules and product quality have led to higher repeat order rates. To enhance our workforce capabilities, we have implemented special training programs for our staff, including ISO internal auditors training. Our production facility has expanded by approximately 50,000 sq. ft. and is now fully operational. We have installed four industrial lifts and three conveyor systems to streamline material movement efficiently. The new construction also includes all necessary firefighting equipment and safety provisions. Furthermore, we have been authorized as a "Drone-Remote Pilot Training Organization (RPTO)" by the Directorate General of Civil Aviation (DGCA), Government of India.



*Mr. Rajesh Bhatwal*  
MD & CEO

# ABOUT US

- We are one of the leading manufacturers of Electronic Weighing Scales and Systems.
- Established in 1989, PHOENIX, our brand is renowned in Electronic Weighing industry in India.
- We also manufacture Currency Counting Machines and a range of Security & Automation Products for homes hotels and offices.
- Installations across 5 countries Middle East, SAARC and African Countries.
- 20 branches across Maharashtra, Odisha and Chhattisgarh
- About 400 dealer network across India
- At present, our company produces more than 100,000 scales per year. Above 250 professionals are working with the company. We have more than 10,00,000 satisfied customers in the country.



# JOURNEY

1989-94

- Started as partnership firm in small town of Maharashtra i.e., Dhule with registered Trademark “PHOENIX”
- Awarded with “ Best Entrepreneur Award” by Government of Maharashtra
- Started manufacturing unit at Silvassa (UT of D&NH)

1998-03

- Awarded with Jamanalal Bajaj Uchit Vyavahar Puraskar for fair trade at national level
- Certified by American Quality Assessors as ISO 9001 Company
- Registered as “Private limited Company”
- Started new Manufacturing Unit at Parwanoo, Himachal Pradesh

2006-09

- Ventured into Government Supplies (State as well as Central government)
- Additional Expansion at Parwanoo Unit
- Launched health range products including BMI machine
- Launched fare meter range of products





# JOURNEY

2011-17

- Developed and installed CGMS and MAA in Aanganwadis all over India to control malnutrition amongst children - huge orders under WCD department of Govt. of India
- Started new range of products – Currency Counting Machines
- Listed on “NSE SME “ Platform

2018-21

- New plant commenced operations (in Dhule, Maharashtra with land area of 8 acres)
- Launched Currency Value Counting Machine, EMFR (Analytical Weighing Balances), Infant meters, Stadiometers, Dial Type Weighing Scales, RFID Access Control, Person Weighing Scale & Audio Door Phone
- Migrated to NSE Mainboard and issued Bonus Equity Shares in ratio 1:4

2022-24

- Ventured into Drone Manufacturing.
- New products in pipeline for Home and Office Automation.
- Started exports to Germany

*OUR*  
**PRODUCTS**

# ELECTRONIC WEIGHING SCALES

Weighing scale plays mandatory and important role in day-to-day life.

Weighing solutions starting from milligrams to tons including:

- Person weighing scales
- Jewellery scales with 10 mg accuracy
- Tabletop scales upto 30 kg capacity
- Platform scales upto 5-ton capacity
- Crane scales upto 20-ton capacity
- Weigh bridge upto 100-ton capacity are demanded from market.

Target Market includes Jewellers, homes, retailers, wholesalers, hospitals and health centers, post offices, banks and paper industries, logistics, dairies, mills and industries, building and construction, Government segment form major part of market.



# CURRENCY COUNTING MACHINE

- Cash counting and counterfeit note detection is process widely required with high speed and accuracy
- PLNC 3|4 – Currency counting machine with counterfeit note detection
- PVC-101 – Mix note value counter with counterfeit note detection are demanded from market
- Target Market includes;
  - Banks,
  - Jewelers,
  - Retailers and Wholesalers,
  - Commercial establishments,
  - Government segments: post offices, railways
  - Petrol pumps, hospitals and others



# SECURITY AND AUTOMATION






- This segment includes products such as Access control system, video door phones, audio door phones and remote locks for home security and convenience.
- Wired as well as wireless models are available.
- Hotel RFID locks, Room number plates and power saving switches.

Target Market for this segment is Hotels, Home and Offices.  
Both commercial and residential real estate are high in demand.

We expect to launch new products in this segment, prototyping is already done.








# PRODUCT RANGE

Product Name	Product	Description / Application
<b>Jewellery Scale</b>		<ul style="list-style-type: none"> <li>Used in Jewellery Shops &amp; Laboratories / Paper Industries</li> <li>Highest accuracy of 10 mg</li> <li>Carat counting, percentage &amp; GSM functions</li> </ul>
<b>Tabletop Scale</b>		<ul style="list-style-type: none"> <li>Used by Departmental Stores, Grocery Shops, Packaging Industries etc.</li> <li>Various models and platter sizes are available.</li> <li>Accessories suiting various customer applications</li> </ul>
<b>Price Computing Scale</b>		<ul style="list-style-type: none"> <li>Used by Departmental Stores, Grocery Shops, Sweet Shops etc.</li> <li>Data of 500 commodities can be entered using keyboard or can be downloaded from computer</li> <li>Bills and reports can be printed directly from weighing scale</li> </ul>
<b>Piece Counting Scale</b>		<ul style="list-style-type: none"> <li>Used by Industries like Spare parts weighing and Automobile Industry</li> <li>Displays Weight, Unit, Unit Weight &amp; Count</li> <li>Accessories like 3-LED are widely demanded for packing application</li> </ul>
<b>Platform Scale</b>		<ul style="list-style-type: none"> <li>Used for all heavy-duty applications</li> <li>Rugged construction with stainless steel / MS platform</li> <li>Hi-tech and wireless displays available</li> </ul>

# PRODUCT RANGE

Product Name	Product	Description / Application
<b>Hanging Scales</b>		<ul style="list-style-type: none"> <li>Used at Steel Plants, Dockyards, Fabricators, Vehicle Junk Yards, Construction Sites, Foundries</li> <li>IR Remote Control Operation</li> <li>Pocket scale is widely used for weighing gas cylinders and at airports</li> </ul>
<b>Industrial Scales</b>		<ul style="list-style-type: none"> <li>Very sturdy Pallet Truck with weighing mechanism used at industries, warehouse, godowns and dockyards.</li> <li>Milk weighing systems are microprocessor based fully electronic weighing systems used by Dairies and Milk Product Manufacturers</li> <li>Weigh bridges are used for Truck Weighing</li> </ul>
<b>Baby Weighing Scale</b>		<ul style="list-style-type: none"> <li>Ideal for maternity hospitals, Pediatricians, Aanganwadis &amp; Health Care centers</li> <li>Portable and sturdy design with baby bowl designed as per Govt. norms</li> <li>Child Growth Monitoring System (CGMS) gives result of child comprising of growth charts namely UNDERWEIGHT, STUNTING and WASTING. It gives category of Underweight, Stunting and Wasting as well as shows amount of Underweight and stunting of child</li> </ul>
<b>Adult Weighing Scale</b>		<ul style="list-style-type: none"> <li>Ideal for Clinics/Hospitals/ Fitness centers</li> <li>Heavy duty, stable platform made up of cast-iron</li> <li>Unique design ensuring easy readability of display</li> </ul>
<b>Portable Adult Scale</b>		<ul style="list-style-type: none"> <li>Ideal for Clinics, Hospitals, Fitness centers and households</li> <li>Available in LED and LCD display with low power consumption</li> <li>BMI and Bluetooth app features are available</li> </ul>

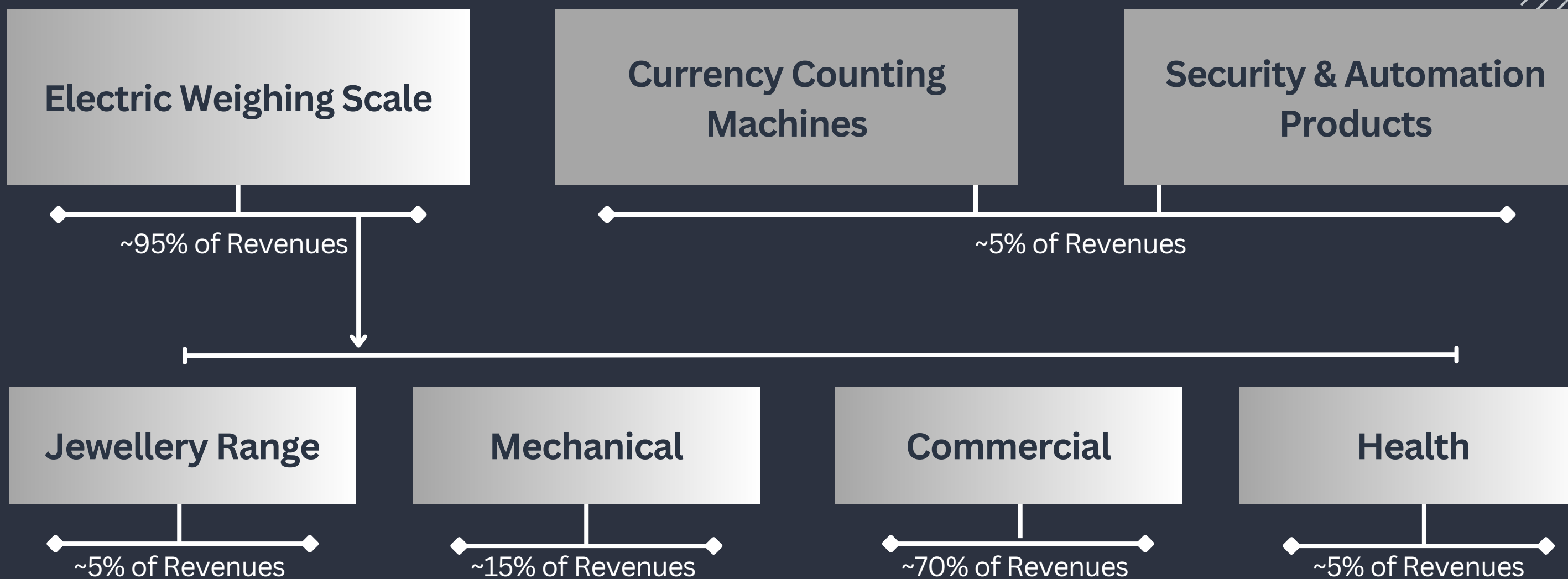
# PRODUCT RANGE

Product Name	Product	Description / Application
<b>Kitchen Scales</b>		<ul style="list-style-type: none"> <li>▪ Specially designed to weigh recipe items accurately</li> <li>▪ Light weight, Portable</li> </ul>
<b>Body Mass Index (BMI) Scale</b>		<ul style="list-style-type: none"> <li>▪ Ideal for Hospitals, Clinics, Schools, Health clubs, Physical examination centers, Gym etc.</li> <li>▪ Automatically measures weight, height &amp; body mass index. It also displays, how much over / under weight person is</li> <li>▪ Available with GSM (SMS), printer options</li> </ul>
<b>Currency Counting Machine</b>		<ul style="list-style-type: none"> <li>▪ Used in Banks, Malls, Hospitals, Shops</li> <li>▪ In-built Counterfeit Note Detection System</li> <li>▪ Value counting machine</li> </ul>
<b>Electronic Fare Meter</b>		<ul style="list-style-type: none"> <li>▪ Compact, rugged, designed to be adaptable to diverse range of working locations and environment</li> <li>▪ Separate display fields for fare, waiting time and distance travelled</li> <li>▪ Approved by RTO Department</li> </ul>
<b>Home Automation</b>		<ul style="list-style-type: none"> <li>▪ Access control system, video door phones, audio door phones and remote locks for home security and convenience</li> <li>▪ Wired as well as wireless models are available</li> </ul>



# BUSINESS MODEL

# BUSINESS OPERATIONS



# MANAGEMENT

## **Mr. Rajesh Bhatwal** **CEO & MD**

He completed his BE in Electronics and subsequently founded the company in 1989. His determination to provide as perfect a product as possible, his passion and love for the company, his unending motivation, problem-solving attitude and guidance to the entire team and his honest and truthful nature, play a key role in the growth of our organization. He has led the company since it was incorporated and had a small area and staff of just 3 people, to a huge manufacturing unit with advanced machineries and a staff of more than 250 people! His vision for PHOENIX brand to achieve newer heights each year, is truly a motivation for all of us!

## **Mr. Hung Sin** **Director**

He is BE Computers and is associated with the company since its foundation years. He is based at Mumbai and handles imports and exports for the company.

## **Mr. Ajay Bhatwal** **Vice President, Marketing**

He is a CA by profession but a marketing and sales personality. He is heading the overall dealers network of the company and is constantly coming up with feature suggestions from the market.

## **Mr. Gajendra Deshmukh** **Director**

Mr. Deshmukh is also associated with the company since its initial years. He has a strong experience of handling institutional business for the company. He also has exposure and has assisted the company in production related activities.

# GROWTH DRIVERS

# VENTURING INTO DRONES

## Key Personnel

Hired an aerospace scientist for development of drones.

## Features

Technically sound  
Reverse Engineered Drones  
Competitive Pricing  
More Added Features

## Target Market

Targeting Agriculture Market  
Farmers can save from 5000/- to 10,000/- per acre using these drones

## Revenue Model

1. Pilot Training - expecting approval on license from DGCA
2. Drone Sale

## Tie-Up

Tied-up with a Maharashtra based app called "BHOLA" serving farmers needs.

## Capacities

Drone carrying capacity is 12 litres  
Reduces pesticides by 40%

## New Developments

We manufactured two drones and successfully completed field trial.


Project pipeline is progressing.



# AUTHORISED RPTO BY DGCA

Our company has been authorized as a "Drone- Remote Pilot Training Organization (RPTO)" by the Directorate General of Civil Aviation (DGCA), Government of India.

[drone.nitiraj.net](http://drone.nitiraj.net)

  
 Government of India / भारत सरकार  
 Directorate General of Civil Aviation / महानिदेशक नागरिक विमानन कार्यालय  
 Opp: Safdarjung Airport / सफदरजंग एअरपोर्ट के सामने  
 New Delhi - 110003 / नई दिल्ली - 110003

**CERTIFICATE OF AUTHORISATION**  
प्राधिकार प्रमाणपत्र

File No. : DGCA 31036/35/2024-Drone-dte RPTO Authorisation No: 68/2024


In accordance with Rule 39 of the Drone Rules 2021, Authorisation for the training organisation is hereby granted to

**NITIRAJ ENGINEERS LIMITED**  
J25-26, Awdhan MIDC Dhule, Maharashtra - 424006

as Remote Pilot Training Organisation (RPTO) for conducting Remote Pilot Training Course specified in column no. 4 of the table below with main base of operations at

**J25-26, Awdhan MIDC Dhule, Maharashtra - 424006**


All the operations shall be conducted in accordance with the approved/accepted Training and Procedure Manual.


Sl. No.	Validity		Scope of approval	Signature
	From	To		
(1)	(2)	(3)	(4)	(5)
1	28.11.2024	27.11.2034	Conditions : VLOS Category: Rotorcraft Sub-Category: RPAS Class : Small	 (Maneesh Kumar) Joint Director General

**CONDITIONS OF AUTHORISATION:**

- This authorisation is limited to that specified in the scope of the Training and Procedure Manual submitted to this office and requires compliance laid down thereto.
- This authorisation is valid whilst the Organization remains in compliance with the Drone Rules 2021, applicable CAR and any other circulars/directions issued under the said rules by DGCA from time to time.
- This Authorization is valid for flying one drone at a time.
- This authorization is non-transferable.

Original Date of issue: 09.12.2024

  
 मनीश कुमार / MANEESH KUMAR  
 Joint Director General  
 Directorate General of Civil Aviation  
 Government of India  
 नई दिल्ली / New Delhi-110003



# COMMERCIAL SEGMENT IN BOOM



## High Demand

India's manufacturing activity hit a 16-year high of 59.1 PMI this March, a survey by S&P Global.



## Wide Range

Cater to all types of weighing scales used in industrial and mechanical segments.



## Growth

More than 140% growth in revenues from commercial weighing scales in FY24 as compared to last year.



## Outlook

Expect revenues to grow by 20-25% on CAGR basis in next 3-4 years.

# UPTICK IN SECURITY & AUTOMATION

## Development

### Testing Phase

Developed a range of new products like audio door bell, remote locks for home security and convenience, Hotel RFID locks, power saving switches, etc

## Installation

### Improvement

1500 installations have been done and currently review and improvement phase is running. We would be supplying to the market soon targeting hotels, homes and offices.

## Entry in B2B

### Currently only in B2C

Currently supplying directly to hotels or homes or offices. Plans to enter Builder market where supply would be in bulk for security and automation products along with new launches.

## Outlook

### Expected Growth

Expect revenues to grow by 20-25% on CAGR basis in next 3-4 years.



# ENTERING EXPORT MARKET

01

After COVID, Anti-China sentiment lead Germans to look for other country for their weighing scale needs.

02

Germans visited India after COVID and inspected around 16-18 weighing scale manufacturing plants.

03

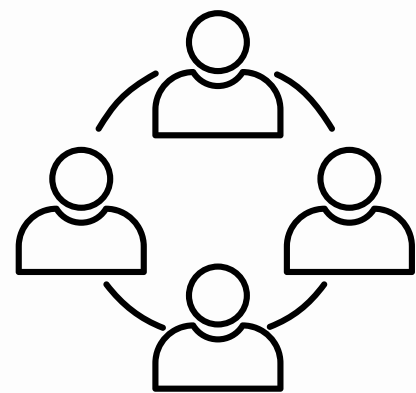
Germans also visited our manufacturing facility and ordered to supply prototypes.

04

We expect growth in export business amid huge demand from other countries.



# EXPANDING DISTRIBUTION




## CURRENT

Presence

20 Branch Offices  
400 Dealer Network across  
country

**400** Dealers



## EXPECTED

Expected Presence

Expect to expand presence in  
new states including  
Jharkhand, MP, Rajasthan,  
Punjab and others.

**+6** States



# INCREASE IN CAPACITY UTILIZATION

## CURRENT

Total Area : Land of 8 acres has been acquired for world-class, state-of-the-art manufacturing facility in Dhule, Maharashtra.

Production Capacity: 3000 machines per day

We also expanded capacities by 50,000 sqft

Capacity Utilisation: 50%

## EXPECTED

Total Area : Land of 3 acres is available for any future expansion.

Expected Capacity Utilisation: 60-70%

Capex: Every year 3-4 crores towards maintenance and advancements.

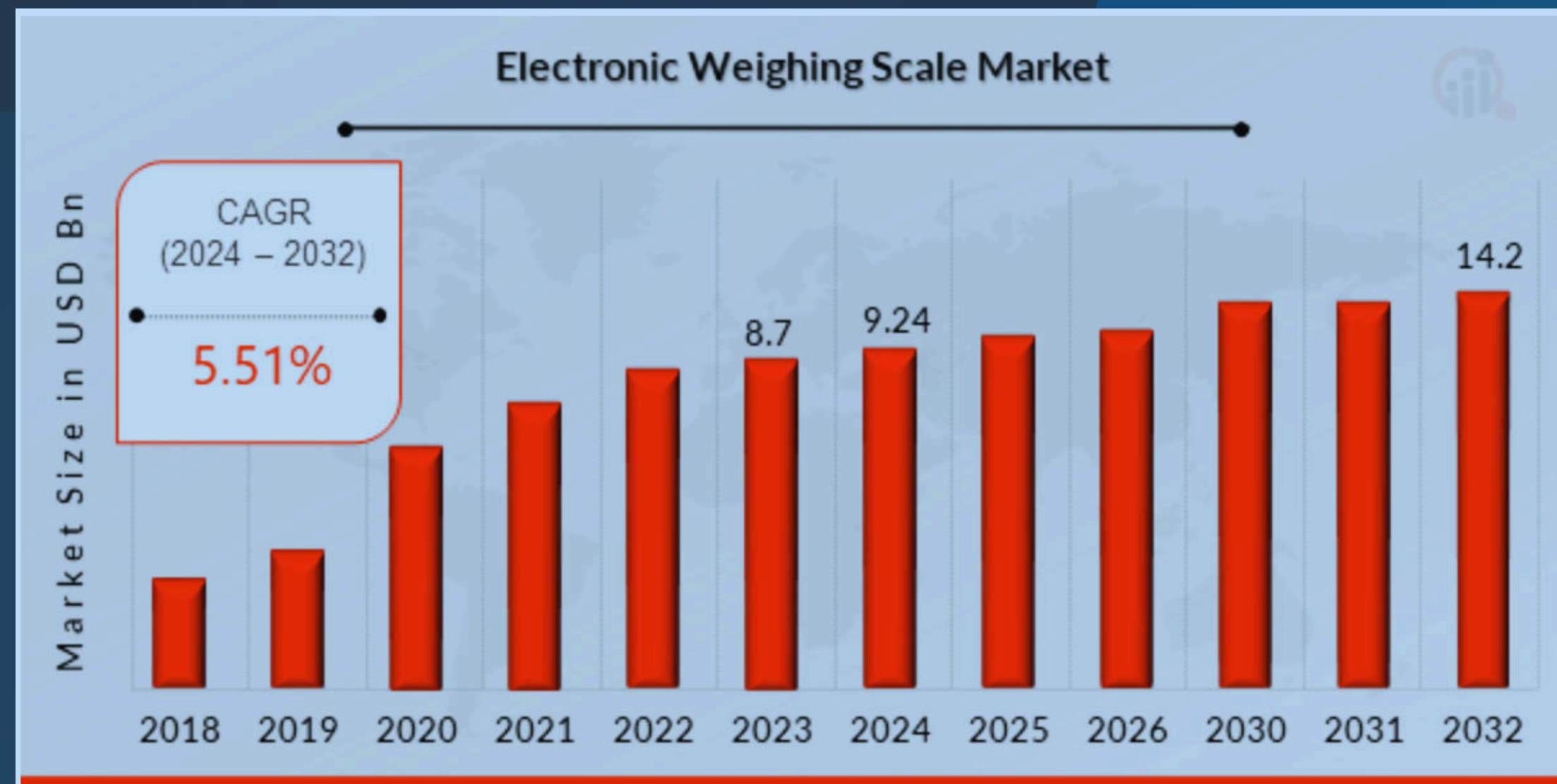
## EXPECTED

More repeat orders

5-6 New Product Launches every year

# INDUSTRY GROWTH

Global Electronic Weighing Scale Market Size was valued at USD 8.7 Billion in 2023. The electronic weighing scale market industry is projected to grow from USD 9.24 Billion in 2024 to USD 14.2 Billion by 2032, exhibiting a compound annual growth rate (CAGR) of 5.51% during the forecast period (2024 - 2032). Increasing industrial automation and the rapid adoption of electronic weighing scales in retail and jewellery stores are the key market drivers enhancing the market growth.



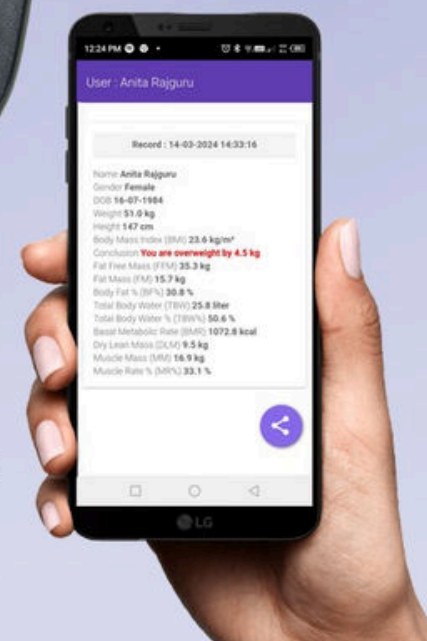
# FINANCIAL PERFORMANCE

# FINANCIAL PERFORMANCE

In Lakhs

PARTICULARS	Q3 FY 25	Q3 FY 24	YOY%	Q2 FY 25	QOQ%	FY 2024	9M FY25	9M FY24
Net Sales	3,716.82	2,041.91	82%	1,276.93	191%	10,143.20	5,447.21	4,835.49
Total Expenditure	2,846.21	1,755.78		1,273.32		8,549.00	4,793.23	4,232.27
EBITDA & Exceptional Item	970.49	374.09		90.74		1,938.64	924.63	862.86
Exceptional Item								
EBITDA	970.49	374.09	159%	90.74	970%	1,938.64	924.63	862.86
EBITDA Margin (%)	26.11	18.32	43%	7.11	267%	19.11	16.97	17.84
Depreciation	92.81	86.58		86.47		335.86	260.30	252.66
PBIT	877.68	287.52	205%	4.27		1,602.77	664.33	610.20
Interest	7.07	1.39		0.66		8.57	10.36	6.97
Profit Before Tax	870.61	286.13	204%	3.60	24068%	1,594.20	653.97	603.22
Tax	219.17	71.96		1.58		390.66	165.32	141.25
Profit After Tax	651.44	214.16	204%	2.02	32077%	1,203.55	488.65	461.97
PAT Margin %	17.53	10.49	67%	0.16	10856%	11.87	8.97	9.55
EPS (Rs)	6.35	2.09	204%	0.02	32077%	11.74	4.77	4.51

# OUR NEW LAUNCHES



\*Comes with Android app that calculates and shows 12 health parameters in list as well as graphical form!



# OUR NEW LAUNCHES





# OUR NEW LAUNCHES

**PHOENIX**

## Hotel products range




RFID  
Card  
Lock



Room Number  
Plate



RFID Card  
Power Switch




# ISO 9001:2015 QUALIFIED

We now have a team of 15 certified internal auditors after completing ISO 9001:2015 training.



# OUR FACILITIES



**THANK YOU!**

Connect with us.



**Nitiraj Engineers Limited**

Investor@nitiraj.net  
www.nitiraj.net



**Investor Relations  
Twenty Eighth Consulting**

Ms. Palak Agarwal  
palak@twentyeighthconsulting.com

