Date Classification: Public

INDEX

| | |
|---|---|
| 167 | NIPPON INDIA GROWTH FUND (Mid Cap Fund- An open ended equity scheme predominantly investing in mid cap stocks) |
| 163 | NIPPON INDIA VISION FUND (An Open Ended Equity Scheme Investing in Both Large Cap And Mid Cap Stocks) |
| 18 | Nippon India Corporate Bond Fund (An open ended debt scheme predominantly investing in AA+ and above rated corporate bonds. Relatively High Interest rate risk and moderate Credit Risk.) |
| 16 | Nippon India Income Fund (An open ended medium term debt scheme investing in instruments such that the Macaulay duration of the portfolio is between 4 to 7 years. Relatively High Interest rate risk and Relatively Low Credit Risk) |
| 47 | Nippon India Short Term Fund (An open ended short term debt scheme investing in instruments such that the Macaulay duration of the portfolio is between 1 to 3 years. Relatively High Interest rate risk and moderate Credit Risk.) |
| 82 | NIPPON INDIA BANKING & FINANCIAL SERVICES FUND (An open ended equity scheme investing in Banking & Financial Services Sector) |
| | Nippon India Hybrid Bond Fund (An Open Ended Hybrid Scheme Investing Predominantly In Debt Instruments) |
| 46 | Nippon India Hybrid Bond Fund -Segregated Portfolio 2 |
| 74 | NIPPON INDIA POWER & INFRA FUND (An Open Ended Equity Scheme Investing In Power & Infrastructure Sectors) |
| 139 | Nippon India Ultra Short Duration Fund (An open ended ultra-short term debt scheme investing in debt and money market instruments such that the Macaulay duration of the portfolio is between 3 - 6 months. Moderate interest rate risk and moderate Credit Risk.) |
| 191 | NIPPON INDIA PHARMA FUND (An Open Ended Equity Scheme Investing In Pharma Sector) |
| 185 | NIPPON INDIA CONSUMPTION FUND (An Open Ended Equity Scheme Following Consumption Theme) |
| 38 | NIPPON INDIA BALANCED ADVANTAGE FUND (An Open Ended Dynamic Asset Allocation Fund) |
| 36 | Nippon India Dynamic Bond Fund (An open ended dynamic debt scheme investing across duration. Relatively High Interest rate risk and Relatively Low Credit Risk.) |
| 193 | NIPPON INDIA MULTI CAP FUND (Multi Cap Fund - An Open Ended Equity Scheme Investing Across Large Cap, Mid Cap, Small Cap Stocks) |
| 42 | Nippon India Liquid Fund (An Open Ended Liquid Scheme. Relatively Low Interest rate risk and moderate Credit Risk.) |
| 73 | Nippon India Floating Rate Fund (An open ended debt scheme predominantly investing in floating rate instruments (including fixed rate instruments converted to floating rate exposures using swaps/ derivatives). Relatively High interest rate risk and moderate Credit Risk. ) |
| | Nippon India Credit Risk Fund (An open ended debt scheme predominantly investing in AA and below rated corporate bonds (excluding AA+ rated corporate bonds). Relatively High interest rate risk and Relatively High Credit Risk. ) |
| | Nippon India Credit Risk Fund-Segregated Portfolio 2 |
| 190 | |
| 22 | NIPPON INDIA VALUE FUND (An Open Ended Equity Scheme Following A Value Investment Strategy) |
| | NIPPON INDIA EQUITY HYBRID FUND (An Open Ended Hybrid Scheme Investing Predominantly In Equity And Equity Related Instruments) |
| | NIPPON INDIA EQUITY HYBRID FUND-SEGREGATED PORTFOLIO 1 |
| | NIPPON INDIA EQUITY HYBRID FUND-SEGREGATED PORTFOLIO 2 |
| 161 | |
| 170 | Nippon India Money Market Fund (An open ended debt scheme investing in money market instruments. Relatively Low Interest rate risk and moderate Credit Risk.) |
| 13 | Nippon India ELSS Tax Saver Fund (An open ended equity linked saving scheme with a statutory lock in of 3 years and tax benefit) |
| 14 | NIPPON INDIA FOCUSED EQUITY FUND (An Open Ended Multi Cap Equity Scheme Investing In Maximum 30 Stocks) |
| 19 | Nippon India Monthly Interval Fund-Series 1 (A Debt Oriented Interval Scheme. Relatively Low Interest rate Risk and relatively high Credit Risk) |
| 48 | Nippon India Low Duration Fund (An open ended low duration debt scheme investing in debt and money market instruments such that the Macaulay duration of the portfolio is between 6 - 12 months. Relatively High interest rate risk and moderate Credit Risk. ) |
| 154 | Nippon India Monthly Interval Fund - Series 2 (A Debt Oriented Interval Scheme. Relatively Low Interest rate Risk and relatively high Credit Risk) |
| 156 | Nippon India Quarterly Interval Fund-Series 1 (A Debt Oriented Interval Scheme. Relatively Low Interest rate Risk and relatively high Credit Risk) |
| 158 | Nippon India Annual Interval Fund-Series 1 (A Debt Oriented Interval Scheme. Relatively Low Interest rate Risk and relatively high Credit Risk) |
| 43 | Nippon India Quarterly Interval Fund-Series 2 (A Debt Oriented Interval Scheme. Relatively Low Interest rate Risk and relatively high Credit Risk) |
| 180 | Nippon India Quarterly Interval Fund - Series 3 (A Debt Oriented Interval Scheme. Relatively Low Interest rate Risk and relatively high Credit Risk) |
| 15 | NIPPON INDIA LARGE CAP FUND (An Open Ended Equity Scheme Predominantly Investing In Large Cap Stocks) |
| 49 | NIPPON INDIA QUANT FUND (An Open Ended Equity Scheme Investing In Quant Model Theme) |
| 91 | Nippon India Gilt Securities Fund (An open ended debt scheme investing in government securities across maturity. Relatively High interest rate risk and Relatively Low Credit Risk.) |
| 50 | NIPPON INDIA INDEX FUND - NIFTY 50 PLAN (An open ended scheme replicating / tracking Nifty 50) |
| 52 | NIPPON INDIA SMALL CAP FUND (An Open-Ended Equity Scheme Predominantly Investing In Small Cap Stocks) |
| 57 | Nippon India Index Fund - BSE Sensex Plan (An open ended scheme replicating / tracking BSE Sensex Plan) |
| 67 | NIPPON INDIA ARBITRAGE FUND (An Open Ended Scheme Investing In Arbitrage Opportunities) |
| 159 | NIPPON INDIA GOLD SAVINGS FUND (An Open Ended Fund of Fund Scheme) |
| 74 | Nippon India ETF Nifty 100 (An Open Ended Index Exchange Traded Fund) |
| 77 | NIPPON INDIA ETF NIFTY INDIA CONSUMPTION (An Open Ended Index Exchange Traded Fund) |
| 81 | NIPPON INDIA ETF NIFTY DIVIDEND OPPORTUNITIES 50 (An Open Ended Index Exchange Traded Fund) |
| | Nippon India Strategic Debt Fund (An open ended medium term debt scheme investing in instruments such that the Macaulay duration of the portfolio is between 3 to 4 years. Relatively High Interest rate risk and Relatively High Credit Risk.) |
| | NIPPON INDIA STRATEGIC DEBT FUND-SEGREGATED PORTFOLIO 2 |
| 178 | |
| 79 | NIPPON INDIA JAPAN EQUITY FUND (An open ended equity scheme following Japan focused theme) |
| 75 | Nippon India ETF BSE Sensex (An Open Ended Index Exchange Traded Fund) |
| 930 | NIPPON INDIA RETIREMENT FUND - WEALTH CREATION SCHEME (An open ended retirement solution oriented scheme having a lock-in of 5 years or till retirementage (whichever is earlier)) |
| 931 | NIPPON INDIA RETIREMENT FUND - INCOME GENERATION SCHEME (An open ended retirement solution oriented scheme having a lock-in of 5 years or till retirementage (whichever is earlier)) |
| 197 | Nippon India Banking & Psu Debt Fund (An open ended debt scheme predominantly investing in Debt instruments of banks, Public Sector Undertakings, Public Financial Institutions and Municipal Bonds. Relatively High interest rate risk and moderate Credit Risk. ) |
| | NIPPON INDIA EQUITY SAVINGS FUND (An open ended scheme investing in equity, arbitrage and debt) |
| | Nippon India Equity Savings Fund - Segregated Portfolio 1 |
| | Nippon India Equity Savings Fund - Segregated Portfolio 2 |
| 45 | |
| 76 | NIPPON INDIA ETF NIFTY 50 VALUE 20 (A Open Ended Index Exchange Traded Fund) |
| 140 | NIPPON INDIA US EQUITY OPPORTUNITIES FUND (An open ended equity scheme following US focused theme) |
| 17 | NIPPON INDIA ETF NIFTY 8-13 YR G-SEC LONG TERM GILT (An Open Ended Index Exchange Traded Fund. Relatively High Interest rate risk and Relatively Low Credit Risk.) |
| 96 | Nippon India Nivesh Lakshya Fund (An open ended debt scheme investing in instruments such that the Macaulay duration of the portfolio is greater than 7 years. Relatively High interest rate risk and Relatively Low Credit Risk. ) |
| 98 | NIPPON INDIA ETF NIFTY 50 BEES (An Open Ended Index Exchange Traded Fund) |
| 71 | NIPPON INDIA ETF NIFTY NEXT 50 JUNIOR BEES (An Open Ended Index Exchange Traded Fund) |
| 751 | NIPPON INDIA ETF NIFTY PSU BANK BEES (An Open Ended Index Exchange Traded Fund) |
| 68 | Nippon India ETF Gold BeES (An Open Ended Gold Exchange Traded Fund) |
| 10 | NIPPON INDIA ETF NIFTY 1D RATE LIQUID BEES (An open ended liquid scheme, listed on the Exchange in the form of an ETF, investing in Tri-Party Repo on G-Sec or T-bills /Repo & Reverse Repo with daily Dividend and compulsory Reinvestment of Income Distribution cum capital withdrawal option. Relatively Low Interest Rate Risk and Relatively Low Credit Risk.) |
| 88 | NIPPON INDIA ETF NIFTY BANK BEES (An Open Ended Index Exchange Traded Fund) |
| 66 | Nippon India ETF Nifty 50 Shariah BeES (An Open Ended Index Exchange Traded Fund) |
| 193 | Nippon India ETF Hang Seng BeES (An Open Ended Index Exchange Traded Fund) |
| 78 | NIPPON INDIA ETF NIFTY INFRASTRUCTURE BEES (An Open Ended Index Exchange Traded Fund) |
| 57 | CPSE ETF (An Open Ended Index Exchange Traded Fund) |
| 176 | Nippon India Overnight Fund (An open ended debt scheme investing in overnight securities. Relatively Low Interest Rate Risk and Relatively Low Credit Risk.) |
| 1044 | Nippon India ETF Nifty Midcap 150 (An Open Ended Index Exchange Traded Fund) |
| 91 | NIPPON INDIA NIFTY NEXT 50 JUNIOR BEES FOF (An Open Ended fund of funds scheme investing in Nippon India ETF Junior BeES) |
| 66 | Nippon India Fixed Horizon Fund XLI Series 8 (A Close Ended Income Scheme. Relatively high interest rate risk and Moderate Credit Risk) |
| 59 | Nippon India ETF BSE Sensex Next 50 (An Open Ended Index Exchange Traded Fund) |
| 92 | Nippon India ETF Nifty IT (An open ended scheme replicating/ tracking NIFTY IT Index) |
| 985 | Nippon India Multi Asset Allocation Fund (An open ended scheme investing in Equity, Debt and Exchange Traded Commodity Derivatives and Gold ETF & Silver ETF) |
| 50 | Nippon India Nifty Smallcap 250 Index Fund (An open ended scheme replicating/tracking Nifty Smallcap 250 Index) |
| 99 | Nippon India Passive Flexicap FoF (An Open ended fund of funds scheme investing in units of Domestic Exchange Traded Funds (ETFs)/ Index Funds) |
| 86 | Nippon India Asset Allocator FoF (An open ended fund of funds scheme investing in equity oriented schemes, debt oriented schemes and gold ETF of Nippon India Mutual Fund) |
| 90 | Nippon India Nifty Midcap 150 Index Fund (An open ended scheme replicating/tracking Nifty Midcap 150 Index) |
| 992 | Nippon India Nifty 50 Value 20 Index Fund (An open ended scheme replicating/tracking Nifty 50 Value 20 Index) |
| 97 | NIPPON INDIA ETF NIFTY SDL APR 2026 TOP 20 EQUAL WEIGHT (An open-ended Target Maturity Exchange Traded SDL Fund predominately investing in constituents of Nifty SDL Apr 2026 Top 20 Equal Weight Index. Relatively High Interest rate risk and Relatively Low Credit Risk.) |
| 360 | NIPPON INDIA ETF NIFTY 5 YR BENCHMARK G-SEC (An open ended scheme replicating/tracking Nifty 5 yr Benchmark G-Sec Index. Relatively High interest rate risk and Relatively Low Credit Risk.) |
| 102 | Nippon India Nifty Pharma ETF (An open ended scheme replicating/ tracking NIFTY Pharma Index) |
| 16 | Nippon India Flexi Cap Fund (An open ended dynamic equity scheme investing across large cap,mid cap, small cap stocks) |
| 166 | Nippon India Fixed Horizon Fund - XLIII- Series 1 (A Close Ended Income Scheme. Moderate interest rate risk and Moderate credit Risk) |
| 47 | Nippon India Taiwan Equity Fund (An open ended equity scheme following Taiwan focused theme) |
| 985 | Nippon India Nifty Auto ETF (An open ended scheme replicating/ tracking NIFTY Auto Index) |
| 51 | Nippon India Silver ETF (An open ended scheme, listed on the Exchange in the form of an Exchange Traded Fund (ETF) investing in physical silver and / or Exchange Traded Commodity Derivatives (ETCD) in Silver ) |
| 951 | Nippon India Silver ETF Fund of Fund (FOF) (An Open Ended Fund of Fund scheme investing in units of Nippon India Silver ETF) |
| 101 | Nippon India Fixed Horizon Fund -XLII - Series 5(A Close Ended Income Scheme.Relatively highinterest rate risk and Moderate Credit Risk) |
| 136 | Nippon India Nifty AAA CPSE Bond Plus SDL - Apr 2027 Maturity 60:40 Index Fund(An open-ended Target Maturity Index Fund investing in constituents ofNifty AAA CPSE Bond Plus SDL Apr 2027 60:40 Index. A Relatively Highinterest rate risk and Relatively Low Credit Risk) |
| 369 | Nippon India Nifty Alpha Low Volatility 30 Index Fund (An open-ended scheme replicating/ tracking Nifty Alpha Low Volatility 30 Index) |
| 365 | Nippon India Fixed Horizon Fund - XLIV - Series 1(A Close Ended Scheme. Relatively High interest rate risk and moderate Credit Risk) |
| 365 | Nippon India Nifty AAA PSU Bond Plus SDL - Sep 2026 Maturity 50:50 Index Fund (An open-ended Target Maturity Index Fund investing in constituents of Nifty AAA PSU Bond Plus SDL Sep 2026 50:50 Index. A relatively High interest rate risk and Relatively Low Credit Risk) |
| 92 | Nippon India Nifty SDL Plus G-Sec - Jun 2028 Maturity 70:30 Index Fund(An open-ended Target Maturity Index Fund investing in constituents of Nifty SDL Plus G-Sec Jun 2028 70:30 Index. A Relatively High Interest rate risk and Relatively Low Credit Risk) |
| 365 | Nippon India Nifty G-Sec Sep 2027 Maturity Index Fund(An open-ended Target Maturity Index Fund investing in constituents of Nifty G-Sec Sep 2027 Index. A Relatively High interest rate risk and Relatively Low Credit Risk) |
| 365 | Nippon India Nifty G-Sec Jun 2036 Maturity Index Fund(An open-ended Target Maturity Index Fund investing in constituents of Nifty G-Sec Jun 2036 Index. A Relatively High interest rate risk and Relatively Low Credit Risk) |
| 368 | Nippon India Fixed Horizon Fund - XLIV - Series 4(A Close Ended Scheme. Relatively High interest rate risk and moderate Credit Risk) |
| 362 | Nippon India Nifty SDL Plus G-Sec - Jun 2029 Maturity 70:30 Index Fund(An open-ended Target Maturity Index Fund investing in constituents of Nifty SDL Plus G-Sec Jun 2029 70:30 Index. A Relatively High Interest rate risk and Relatively Low Credit Risk) |
| 366 | Nippon India Nifty G-Sec Oct 2028 Maturity Index Fund(An open-ended Target Maturity Index Fund investing in constituents of Nifty G-Sec Oct 2028 Index. A Relatively High interest rate risk and Relatively Low Credit Risk) |
| 177 | Nippon India Fixed Horizon Fund - XLV - Series 4(A Close Ended Scheme. Relatively High interest rate risk and Relatively Low Credit Risk ) |
| 186 | Nippon India Fixed Horizon Fund - XLV - Series 5(A Close Ended Scheme. Relatively High interest rate risk and Relatively High Credit Risk ) |
| 77 | Nippon India Innovation Fund(An open ended equity scheme investing in innovation theme) |
| 74 | Nippon India Nifty IT Index Fund(An open-ended scheme replicating/tracking Nifty IT Index) |
| 86 | Nippon India Nifty Bank Index Fund(An open-ended scheme replicating/tracking Nifty Bank Index) |
| 936 | Nippon India Nifty 500 Equal Weight Index Fund(An open-ended scheme replicating/tracking Nifty 500 Equal Weight Index) |
| 987 | Nippon India Nifty 500 Momentum 50 Index Fund(An open-ended scheme replicating/tracking Nifty 500 Momentum 50 Index) |
| 17 | Nippon India CRISIL - IBX AAA Financial Services - Jan 2028 Index Fund An open-ended Target Maturity Index Fund investing in constituents of CRISIL IBX AAA Financial Services Index – Jan 2028. A Moderate Interest Rate Risk and Relatively Low Credit Risk. |
| 79 | Nippon India CRISIL - IBX AAA Financial Services - Dec 2026 Index Fund An open-ended Target Maturity Index Fund investing in constituents of CRISIL IBX AAA Financial Services Index – Dec 2026. A Moderate Interest Rate Risk and Relatively Low Credit Risk |
| 450 | Nippon India Nifty Auto Index FundAn open-ended scheme replicating/tracking Nifty Auto Index |
| 994 | Nippon India Nifty Realty Index FundAn open-ended scheme replicating/tracking Nifty Realty Index |

Data Classification: Public

**NIPPON INDIA GROWTH FUND (Mid Cap Fund- An open ended equity scheme predominantly investing in mid cap stocks)**

Index

**Monthly Portfolio Statement as on January 31,2025**

| ISIN | Name of the Instrument | Industry / Rating | Quantity | Market/Fair Value ( Rs. in Lacs) | % to NAV | YIELD |
|---|---|---|---|---|---|---|
| | **Equity & Equity related** | | | | | |
| | **(a) Listed / awaiting listing on Stock Exchanges** | | | | | |
| INE262H01021 | Persistent Systems Limited | IT - Software | 16,77,270 | 1,01,182.99 | 3.06% | |
| INE118H01025 | BSE Limited | Capital Markets | 18,94,500 | 1,00,521.22 | 3.04% | |
| INE061F01013 | Fortis Healthcare Limited | Healthcare Services | 1,32,56,434 | 84,867.69 | 2.57% | |
| INE134E01011 | Power Finance Corporation Limited | Finance | 2,00,00,000 | 84,500.00 | 2.56% | |
| INE149A01033 | Cholamandalam Financial Holdings Limited | Finance | 53,35,000 | 81,027.98 | 2.45% | |
| INE171A01029 | The Federal Bank Limited | Banks | 4,00,00,000 | 74,884.00 | 2.27% | |
| INE226A01021 | Voltas Limited | Consumer Durables | 56,00,000 | 70,607.60 | 2.14% | |
| INE935N01020 | Dixon Technologies (India) Limited | Consumer Durables | 4,50,000 | 67,436.78 | 2.04% | |
| INE027H01010 | Max Healthcare Institute Limited | Healthcare Services | 63,00,000 | 66,858.75 | 2.02% | |
| INE465A01025 | Bharat Forge Limited | Auto Components | 54,44,007 | 66,637.37 | 2.02% | |
| INE200M01039 | Varun Beverages Limited | Beverages | 1,19,47,809 | 64,129.86 | 1.94% | |
| INE121J01017 | Indus Towers Limited | Telecom - Services | 1,80,00,000 | 62,496.00 | 1.89% | |
| INE949L01017 | AU Small Finance Bank Limited | Banks | 96,28,290 | 57,861.21 | 1.75% | |
| INE180A01020 | Max Financial Services Limited | Insurance | 51,00,000 | 56,903.25 | 1.72% | |
| INE208A01029 | Ashok Leyland Limited | Agricultural, Commercial & Construction Vehicles | 2,59,22,152 | 56,207.00 | 1.70% | |
| INE326A01037 | Lupin Limited | Pharmaceuticals & Biotechnology | 25,52,382 | 53,101.03 | 1.61% | |
| INE663F01024 | Info Edge (India) Limited | Retailing | 6,70,734 | 51,805.48 | 1.57% | |
| INE813H01021 | Torrent Power Limited | Power | 35,08,679 | 51,347.76 | 1.55% | |
| INE811K01011 | Prestige Estates Projects Limited | Realty | 37,27,054 | 50,669.30 | 1.53% | |
| INE195A01028 | Supreme Industries Limited | Industrial Products | 12,04,885 | 47,819.48 | 1.45% | |
| INE974X01010 | Tube Investments of India Limited | Auto Components | 14,26,000 | 47,373.15 | 1.43% | |
| INE797F01020 | Jubilant Foodworks Limited | Leisure Services | 67,00,000 | 47,161.30 | 1.43% | |
| INE053A01029 | The Indian Hotels Company Limited | Leisure Services | 60,00,000 | 45,882.00 | 1.39% | |
| INE733E01010 | NTPC Limited | Power | 1,40,00,000 | 45,360.00 | 1.37% | |
| INE702C01027 | APL Apollo Tubes Limited | Industrial Products | 30,00,000 | 45,286.50 | 1.37% | |
| INE765G01017 | ICICI Lombard General Insurance Company Limited | Insurance | 24,33,730 | 45,230.87 | 1.37% | |
| INE020B01018 | REC Limited | Finance | 1,00,00,000 | 44,985.00 | 1.36% | |
| INE571A01038 | IPCA Laboratories Limited | Pharmaceuticals & Biotechnology | 31,00,000 | 44,742.30 | 1.35% | |
| INE686F01025 | United Breweries Limited | Beverages | 20,50,000 | 43,993.00 | 1.33% | |
| INE761H01022 | Page Industries Limited | Textiles & Apparels | 96,000 | 42,934.61 | 1.30% | |
| INE068V01023 | Gland Pharma Limited | Pharmaceuticals & Biotechnology | 28,00,000 | 42,693.00 | 1.29% | |
| INE758T01015 | Zomato Limited | Retailing | 1,90,00,000 | 41,866.50 | 1.27% | |
| INE849A01020 | Trent Limited | Retailing | 7,00,000 | 40,272.40 | 1.22% | |
| INE540L01014 | Alkem Laboratories Limited | Pharmaceuticals & Biotechnology | 7,90,000 | 39,998.10 | 1.21% | |
| INE0V6F01027 | Hyundai Motor India Ltd | Automobiles | 23,35,590 | 39,180.69 | 1.19% | |
| INE982J01020 | One 97 Communications Limited | Financial Technology (Fintech) | 50,29,921 | 39,019.61 | 1.18% | |
| INE775A01035 | Samvardhana Motherson International Limited | Auto Components | 2,70,00,000 | 38,140.20 | 1.15% | |
| INE298A01020 | Cummins India Limited | Industrial Products | 13,00,000 | 37,882.65 | 1.15% | |
| INE01EA01019 | Vishal Mega Mart Limited | Retailing | 3,48,96,768 | 37,671.06 | 1.14% | |
| INE844O01030 | Gujarat Gas Limited | Gas | 75,70,971 | 36,794.92 | 1.11% | |
| INE589A01014 | NLC India Limited | Power | 1,60,96,145 | 35,720.56 | 1.08% | |
| INE257A01026 | Bharat Heavy Electricals Limited | Electrical Equipment | 1,64,00,495 | 34,127.79 | 1.03% | |
| INE00R701025 | Dalmia Bharat Limited | Cement & Cement Products | 18,00,000 | 33,594.30 | 1.02% | |
| INE111A01025 | Container Corporation of India Limited | Transport Services | 41,88,220 | 32,672.30 | 0.99% | |
| INE732I01013 | Angel One Limited | Capital Markets | 13,84,041 | 32,470.99 | 0.98% | |
| INE067A01029 | CG Power and Industrial Solutions Limited | Electrical Equipment | 51,01,605 | 32,387.54 | 0.98% | |
| INE660A01013 | Sundaram Finance Limited | Finance | 6,93,070 | 31,999.04 | 0.97% | |
| INE356A01018 | Mphasis Limited | IT - Software | 11,00,000 | 31,547.45 | 0.96% | |
| INE787D01026 | Balkrishna Industries Limited | Auto Components | 11,00,000 | 30,483.75 | 0.92% | |
| INE263A01024 | Bharat Electronics Limited | Aerospace & Defense | 1,00,00,000 | 29,265.00 | 0.89% | |
| INE006I01046 | Astral Limited | Industrial Products | 19,03,149 | 28,686.16 | 0.87% | |
| INE200A01026 | GE Vernova T&D India Limited | Electrical Equipment | 16,00,000 | 28,600.00 | 0.87% | |
| INE388Y01029 | FSN E-Commerce Ventures Limited | Retailing | 1,68,00,000 | 28,375.20 | 0.86% | |
| INE872J01023 | Devyani International Limited | Leisure Services | 1,66,04,941 | 28,004.23 | 0.85% | |
| INE692A01016 | Union Bank of India | Banks | 2,30,00,000 | 26,562.70 | 0.80% | |
| INE646L01027 | InterGlobe Aviation Limited | Transport Services | 6,00,000 | 25,946.10 | 0.79% | |
| INE913H01037 | Endurance Technologies Limited | Auto Components | 13,00,000 | 25,862.85 | 0.78% | |
| INE513A01022 | Schaeffler India Limited | Auto Components | 7,25,841 | 24,865.86 | 0.75% | |
| INE176A01028 | Bata India Limited | Consumer Durables | 19,00,000 | 24,639.20 | 0.75% | |
| INE342J01019 | ZF Commercial Vehicle Control Systems India Limited | Auto Components | 2,22,000 | 24,495.48 | 0.74% | |
| INE774D01024 | Mahindra & Mahindra Financial Services Limited | Finance | 85,10,309 | 24,250.13 | 0.73% | |
| INE094A01015 | Hindustan Petroleum Corporation Limited | Petroleum Products | 62,41,757 | 22,361.09 | 0.68% | |
| INE562A01011 | Indian Bank | Banks | 39,70,260 | 22,064.72 | 0.67% | |
| INE169A01031 | Coromandel International Limited | Fertilizers & Agrochemicals | 12,10,830 | 21,910.57 | 0.66% | |
| INE066F01020 | Hindustan Aeronautics Limited | Aerospace & Defense | 5,50,000 | 21,652.40 | 0.66% | |
| INE09N301011 | Gujarat Fluorochemicals Limited | Chemicals & Petrochemicals | 6,05,000 | 21,644.18 | 0.66% | |
| INE0ONG01011 | NTPC Green Energy Limited | Power | 1,81,55,964 | 20,863.02 | 0.63% | |
| INE299U01018 | Crompton Greaves Consumer Electricals Limited | Consumer Durables | 60,00,000 | 20,604.00 | 0.62% | |
| INE120A01034 | Carborundum Universal Limited | Industrial Products | 16,75,041 | 19,877.71 | 0.60% | |
| INE325A01013 | Timken India Limited | Industrial Products | 6,46,271 | 18,469.13 | 0.56% | |
| INE470A01017 | 3M India Limited | Diversified | 60,000 | 17,935.35 | 0.54% | |
| INE387A01021 | Sundram Fasteners Limited | Auto Components | 15,97,598 | 16,682.12 | 0.51% | |
| INE084A01016 | Bank of India | Banks | 1,45,00,000 | 16,315.40 | 0.49% | |
| INE462A01022 | Bayer Cropscience Limited | Fertilizers & Agrochemicals | 3,03,512 | 15,527.37 | 0.47% | |
| INE0UOS01011 | Sanofi Consumer Healthcare India Limited | Pharmaceuticals & Biotechnology | 3,30,181 | 15,478.39 | 0.47% | |
| INE00F201020 | Prudent Corporate Advisory Services Limited | Capital Markets | 7,45,047 | 15,139.36 | 0.46% | |
| INE073K01018 | Sona BLW Precision Forgings Limited | Auto Components | 29,87,915 | 15,068.06 | 0.46% | |
| INE584A01023 | NMDC Limited | Minerals & Mining | 2,25,26,073 | 14,889.73 | 0.45% | |
| INE323A01026 | Bosch Limited | Auto Components | 51,070 | 14,671.98 | 0.44% | |
| INE823G01014 | JK Cement Limited | Cement & Cement Products | 3,02,470 | 14,623.97 | 0.44% | |
| INE203G01027 | Indraprastha Gas Limited | Gas | 69,04,530 | 13,933.34 | 0.42% | |
| INE288B01029 | Deepak Nitrite Limited | Chemicals & Petrochemicals | 5,93,778 | 13,808.90 | 0.42% | |
| INE944F01028 | Radico Khaitan Limited | Beverages | 6,14,119 | 13,377.97 | 0.40% | |
| INE058A01010 | Sanofi India Limited | Pharmaceuticals & Biotechnology | 2,26,766 | 12,529.16 | 0.38% | |
| INE0CLI01024 | Rategain Travel Technologies Limited | IT - Software | 17,05,019 | 11,920.64 | 0.36% | |
| INE159A01016 | GlaxoSmithKline Pharmaceuticals Limited | Pharmaceuticals & Biotechnology | 5,59,000 | 11,052.27 | 0.33% | |
| INE07T201019 | Restaurant Brands Asia Limited | Leisure Services | 1,50,81,195 | 10,953.47 | 0.33% | |
| INE151A01013 | Tata Communications Limited | Telecom - Services | 5,90,000 | 9,634.70 | 0.29% | |
| INE864I01014 | MTAR Technologies Limited | Aerospace & Defense | 5,67,479 | 9,216.43 | 0.28% | |
| INE031B01049 | Ajanta Pharma Limited | Pharmaceuticals & Biotechnology | 2,85,831 | 7,701.57 | 0.23% | |
| INE372A01015 | Apar Industries Limited | Electrical Equipment | 87,052 | 6,521.89 | 0.20% | |
| INE00WC01027 | Affle (India) Limited | IT - Services | 3,29,725 | 4,972.09 | 0.15% | |
| | **Subtotal** | | | **32,83,290.22** | **99.36%** | |
| | **(b) UNLISTED** | | | | | |
| INE671B01034 | Globsyn Technologies Limited** | IT - Services | 20,000 | 0.00 | $0.00% | |
| | **Subtotal** | | | **0.00** | **0.00%** | |
| | **Total** | | | **32,83,290.22** | **99.36%** | |
| | **Money Market Instruments** | | | | | |
| | **Triparty Repo/ Reverse Repo Instrument** | | | | | |
| | Triparty Repo | | | 24,805.30 | 0.75% | |
| | **Total** | | | **24,805.30** | **0.75%** | |
| | **OTHERS** | | | | | |
| | Cash Margin - CCIL | | | 141.96 | $0.00% | |
| | **Total** | | | **141.96** | **0.00%** | |
| | **Net Current Assets** | | | **(4,928.13)** | **-0.11%** | |
| | **GRAND TOTAL** | | | **33,03,309.35** | **100.00%** | |

**** Non Traded Securities/Illiquid Securities**
**$ Less Than 0.01% of NAV**

**SCHEME RISK-O-METER**

***The risk of the scheme is Very High***

**BENCHMARK NAME - NIFTY MIDCAP 150 TRI**
**BENCHMARK RISK-O-METER**

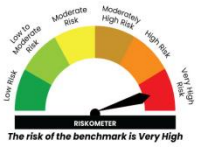


***The risk of the benchmark is Very High***

Data Classification: Public

**NIPPON INDIA VISION FUND (An Open Ended Equity Scheme Investing In Both Large Cap And Mid Cap Stocks)**

Index

**Monthly Portfolio Statement as on January 31,2025**

| ISIN | Name of the Instrument | Industry / Rating | Quantity | Market/Fair Value ( Rs. in Lacs) | % to NAV | YIELD |
|---|---|---|---|---|---|---|
| | **Equity & Equity related** | | | | | |
| | **(a) Listed / awaiting listing on Stock Exchanges** | | | | | |
| INE040A01034 | HDFC Bank Limited | Banks | 15,67,925 | 26,635.13 | 4.98% | |
| INE090A01021 | ICICI Bank Limited | Banks | 17,75,442 | 22,242.74 | 4.16% | |
| INE397D01024 | Bharti Airtel Limited | Telecom - Services | 10,80,000 | 17,564.04 | 3.28% | |
| INE797F01020 | Jubilant Foodworks Limited | Leisure Services | 24,54,200 | 17,275.11 | 3.23% | |
| INE009A01021 | Infosys Limited | IT - Software | 8,80,000 | 16,542.24 | 3.09% | |
| INE591G01017 | Coforge Limited | IT - Software | 1,90,388 | 15,733.38 | 2.94% | |
| INE935N01020 | Dixon Technologies (India) Limited | Consumer Durables | 95,201 | 14,266.77 | 2.67% | |
| INE002A01018 | Reliance Industries Limited | Petroleum Products | 11,00,000 | 13,916.10 | 2.60% | |
| INE262H01021 | Persistent Systems Limited | IT - Software | 2,25,000 | 13,573.35 | 2.54% | |
| INE571A01038 | IPCA Laboratories Limited | Pharmaceuticals & Biotechnology | 9,40,000 | 13,567.02 | 2.53% | |
| INE646L01027 | InterGlobe Aviation Limited | Transport Services | 2,91,552 | 12,607.73 | 2.36% | |
| INE214T01019 | LTIMindtree Limited | IT - Software | 2,00,000 | 11,828.30 | 2.21% | |
| INE062A01020 | State Bank of India | Banks | 15,08,432 | 11,658.67 | 2.18% | |
| INE102D01028 | Godrej Consumer Products Limited | Personal Products | 9,85,000 | 11,044.31 | 2.06% | |
| INE067A01029 | CG Power and Industrial Solutions Limited | Electrical Equipment | 15,17,314 | 9,632.67 | 1.80% | |
| INE205A01025 | Vedanta Limited | Diversified Metals | 21,22,496 | 9,368.70 | 1.75% | |
| INE134E01011 | Power Finance Corporation Limited | Finance | 21,75,000 | 9,189.38 | 1.72% | |
| INE101A01026 | Mahindra & Mahindra Limited | Automobiles | 3,01,403 | 9,011.50 | 1.68% | |
| INE686F01025 | United Breweries Limited | Beverages | 4,10,473 | 8,808.75 | 1.65% | |
| INE406A01037 | Aurobindo Pharma Limited | Pharmaceuticals & Biotechnology | 7,35,000 | 8,613.47 | 1.61% | |
| INE257A01026 | Bharat Heavy Electricals Limited | Electrical Equipment | 40,00,000 | 8,323.60 | 1.55% | |
| INE761H01022 | Page Industries Limited | Textiles & Apparels | 18,219 | 8,148.18 | 1.52% | |
| INE066A01021 | Eicher Motors Limited | Automobiles | 1,50,000 | 7,791.45 | 1.46% | |
| INE376G01013 | Biocon Limited | Pharmaceuticals & Biotechnology | 20,83,678 | 7,554.37 | 1.41% | |
| INE733E01010 | NTPC Limited | Power | 23,00,001 | 7,452.00 | 1.39% | |
| INE094A01015 | Hindustan Petroleum Corporation Limited | Petroleum Products | 20,51,459 | 7,349.35 | 1.37% | |
| INE238A01034 | Axis Bank Limited | Banks | 7,39,583 | 7,293.03 | 1.36% | |
| INE018A01030 | Larsen & Toubro Limited | Construction | 2,00,066 | 7,137.15 | 1.33% | |
| INE176B01034 | Havells India Limited | Consumer Durables | 4,39,107 | 6,877.29 | 1.28% | |
| INE752E01010 | Power Grid Corporation of India Limited | Power | 22,50,000 | 6,787.13 | 1.27% | |
| INE417T01026 | PB Fintech Limited | Financial Technology (Fintech) | 3,75,059 | 6,476.52 | 1.21% | |
| INE192R01011 | Avenue Supermarts Limited | Retailing | 1,75,130 | 6,417.90 | 1.20% | |
| INE795G01014 | HDFC Life Insurance Company Limited | Insurance | 10,00,000 | 6,380.50 | 1.19% | |
| INE066F01020 | Hindustan Aeronautics Limited | Aerospace & Defense | 1,60,000 | 6,298.88 | 1.18% | |
| INE758T01015 | Zomato Limited | Retailing | 28,50,907 | 6,281.97 | 1.17% | |
| INE027H01010 | Max Healthcare Institute Limited | Healthcare Services | 5,84,435 | 6,202.32 | 1.16% | |
| INE823G01014 | JK Cement Limited | Cement & Cement Products | 1,27,877 | 6,182.66 | 1.16% | |
| INE585B01010 | Maruti Suzuki India Limited | Automobiles | 50,000 | 6,155.33 | 1.15% | |
| INE213A01029 | Oil & Natural Gas Corporation Limited | Oil | 22,47,919 | 5,903.26 | 1.10% | |
| INE949L01017 | AU Small Finance Bank Limited | Banks | 9,78,090 | 5,877.83 | 1.10% | |
| INE388Y01029 | FSN E-Commerce Ventures Limited | Retailing | 34,31,702 | 5,796.14 | 1.08% | |
| INE765G01017 | ICICI Lombard General Insurance Company Limited | Insurance | 3,08,337 | 5,730.44 | 1.07% | |
| INE171A01029 | The Federal Bank Limited | Banks | 30,15,602 | 5,645.51 | 1.05% | |
| INE463A01038 | Berger Paints (I) Limited | Consumer Durables | 11,19,988 | 5,294.74 | 0.99% | |
| INE465A01025 | Bharat Forge Limited | Auto Components | 4,31,000 | 5,275.66 | 0.99% | |
| INE749A01030 | Jindal Steel & Power Limited | Ferrous Metals | 6,50,000 | 5,145.08 | 0.96% | |
| INE038A01020 | Hindalco Industries Limited | Non - Ferrous Metals | 8,00,000 | 4,754.40 | 0.89% | |
| INE296A01024 | Bajaj Finance Limited | Finance | 59,723 | 4,709.22 | 0.88% | |
| INE775A01035 | Samvardhana Motherson International Limited | Auto Components | 31,00,000 | 4,379.06 | 0.82% | |
| INE245A01021 | Tata Power Company Limited | Power | 12,00,000 | 4,374.00 | 0.82% | |
| INE09N301011 | Gujarat Fluorochemicals Limited | Chemicals & Petrochemicals | 1,17,416 | 4,200.62 | 0.78% | |
| INE467B01029 | Tata Consultancy Services Limited | IT - Software | 1,00,569 | 4,135.80 | 0.77% | |
| INE982J01020 | One 97 Communications Limited | Financial Technology (Fintech) | 4,70,000 | 3,646.03 | 0.68% | |
| INE702C01027 | APL Apollo Tubes Limited | Industrial Products | 2,41,411 | 3,644.22 | 0.68% | |
| INE917I01010 | Bajaj Auto Limited | Automobiles | 40,660 | 3,597.52 | 0.67% | |
| INE343G01021 | Bharti Hexacom Limited | Telecom - Services | 2,62,468 | 3,556.18 | 0.66% | |
| INE811K01011 | Prestige Estates Projects Limited | Realty | 2,60,548 | 3,542.15 | 0.66% | |
| INE481G01011 | UltraTech Cement Limited | Cement & Cement Products | 30,000 | 3,446.24 | 0.64% | |
| INE589A01014 | NLC India Limited | Power | 15,00,000 | 3,328.80 | 0.62% | |
| INE271C01023 | DLF Limited | Realty | 3,50,000 | 2,607.68 | 0.49% | |
| INE685A01028 | Torrent Pharmaceuticals Limited | Pharmaceuticals & Biotechnology | 77,284 | 2,526.49 | 0.47% | |
| INE003A01024 | Siemens Limited | Electrical Equipment | 40,000 | 2,429.34 | 0.45% | |
| INE111A01025 | Container Corporation of India Limited | Transport Services | 3,00,000 | 2,340.30 | 0.44% | |
| INE059A01026 | Cipla Limited | Pharmaceuticals & Biotechnology | 1,50,000 | 2,219.10 | 0.41% | |
| INE326A01037 | Lupin Limited | Pharmaceuticals & Biotechnology | 1,00,000 | 2,080.45 | 0.39% | |
| INE006I01046 | Astral Limited | Industrial Products | 1,25,004 | 1,884.19 | 0.35% | |
| INE918Z01012 | Kaynes Technology India Limited | Industrial Manufacturing | 34,998 | 1,677.23 | 0.31% | |
| INE361B01024 | Divi's Laboratories Limited | Pharmaceuticals & Biotechnology | 30,000 | 1,673.31 | 0.31% | |
| INE118H01025 | BSE Limited | Capital Markets | 30,000 | 1,591.79 | 0.30% | |
| INE171Z01026 | Bharat Dynamics Limited | Aerospace & Defense | 1,12,301 | 1,465.53 | 0.27% | |
| INE263A01024 | Bharat Electronics Limited | Aerospace & Defense | 5,00,000 | 1,463.25 | 0.27% | |
| INE584A01023 | NMDC Limited | Minerals & Mining | 20,00,000 | 1,322.00 | 0.25% | |
| INE660A01013 | Sundaram Finance Limited | Finance | 23,274 | 1,074.56 | 0.20% | |
| INE010B01027 | Zydus Lifesciences Limited | Pharmaceuticals & Biotechnology | 1,00,000 | 970.25 | 0.18% | |
| INE07Y701011 | Hitachi Energy India Limited | Electrical Equipment | 6,124 | 787.76 | 0.15% | |
| INE0BS701011 | Premier Energies Limited | Electrical Equipment | 60,000 | 619.23 | 0.12% | |
| INE117A01022 | ABB India Limited | Electrical Equipment | 10,000 | 587.47 | 0.11% | |
| INE0ONG01011 | NTPC Green Energy Limited | Power | 3,88,746 | 446.71 | 0.08% | |
| | **Subtotal** | | | **5,23,938.53** | **97.86%** | |
| | **(b) UNLISTED** | | | **NIL** | **NIL** | **NIL** |
| | **Subtotal** | | | **NIL** | **NIL** | **NIL** |
| | **Total** | | | **5,23,938.53** | **97.86%** | |
| | **Money Market Instruments** | | | | | |
| | **Triparty Repo/ Reverse Repo Instrument** | | | | | |
| | Triparty Repo | | | 11,409.74 | 2.13% | |
| | **Total** | | | **11,409.74** | **2.13%** | |
| | **OTHERS** | | | | | |
| | Cash Margin - CCIL | | | 61.58 | 0.01% | |
| | **Total** | | | **61.58** | **0.01%** | |
| | **Net Current Assets** | | | **(122.55)** | **0.00%** | |
| | **GRAND TOTAL** | | | **5,35,287.30** | **100.00%** | |

**SCHEME RISK-O-METER**

**BENCHMARK NAME - NIFTY LARGEMIDCAP 250 TRI**

**BENCHMARK RISK-O-METER**

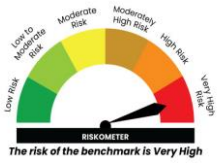

Data Classification: Public

**Nippon India Corporate Bond Fund (An open ended debt scheme predominantly investing in AA+ and above rated corporate bonds. Relatively High interest rate risk and moderate Credit Risk.)**

Index

**Monthly Portfolio Statement as on January 31,2025**

| ISIN | Name of the Instrument | Industry / Rating | Quantity | Market/Fair Value ( Rs. in Lacs) | % to NAV | YIELD |
|---|---|---|---|---|---|---|
| | **Debt Instruments** | | | | | |
| | **(a) Listed / awaiting listing on Stock Exchange** | | | | | |
| | **Government Securities** | | | | | |
| IN0020240019 | 7.1% Government of India | SOVEREIGN | 5,80,00,000 | 59,395.71 | 9.59% | 6.86% |
| IN0020230135 | 7.32% Government of India | SOVEREIGN | 1,90,00,000 | 19,577.18 | 3.16% | 6.79% |
| IN0020240126 | 6.79% Government of India | SOVEREIGN | 1,70,00,000 | 17,112.13 | 2.76% | 6.81% |
| IN0020230077 | 7.18% Government of India | SOVEREIGN | 1,35,00,000 | 13,880.88 | 2.24% | 6.96% |
| IN3520230027 | 7.4% State Government Securities | SOVEREIGN | 75,00,000 | 7,622.61 | 1.23% | 7.15% |
| IN2220220122 | 7.76% State Government Securities | SOVEREIGN | 45,00,000 | 4,650.56 | 0.75% | 7.16% |
| IN2220220080 | 7.86% State Government Securities | SOVEREIGN | 25,00,000 | 2,590.55 | 0.42% | 7.16% |
| IN3120230336 | 7.67% State Government Securities | SOVEREIGN | 25,00,000 | 2,573.09 | 0.42% | 7.17% |
| IN0020230036 | 7.17% Government of India | SOVEREIGN | 25,00,000 | 2,554.05 | 0.41% | 6.78% |
| | **Non Convertible Debentures** | | | | | |
| INE377Y07508 | 7.89% Bajaj Housing Finance Limited** | CRISIL AAA | 14,000 | 14,238.21 | 2.30% | 7.62% |
| INE115A07QU9 | 7.75% LIC Housing Finance Limited** | CRISIL AAA | 13,500 | 13,535.78 | 2.18% | 7.66% |
| INE556F08KS8 | 7.34% Small Industries Dev Bank of India | CRISIL AAA | 13,000 | 12,968.66 | 2.09% | 7.41% |
| INE261F08DV4 | 7.62% National Bank For Agriculture and Rural Development | CRISIL AAA | 12,800 | 12,836.12 | 2.07% | 7.50% |
| INE020B08FL9 | 7.34% REC Limited** | CRISIL AAA | 12,500 | 12,496.91 | 2.02% | 7.35% |
| INE507T07138 | 7.89% Summit Digitel Infrastructure Limited** | CRISIL AAA | 11,000 | 11,089.16 | 1.79% | 7.88% |
| INE261F08EJ7 | 7.64% National Bank For Agriculture and Rural Development | ICRA AAA | 10,500 | 10,597.90 | 1.71% | 7.40% |
| INE0NDH07035 | 7.72% Nexus Select Trust - REIT** | CRISIL AAA | 10,500 | 10,497.66 | 1.69% | 7.95% |
| INE756I08256 | 8.4% HDB Financial Services Limited** | CRISIL AAA | 10,000 | 10,125.98 | 1.63% | 8.19% |
| INE936D07182 | 7.9% Jamnagar Utilities & Power Private Limited** | CRISIL AAA | 10,000 | 10,073.46 | 1.63% | 7.63% |
| INE556F08KR0 | 7.47% Small Industries Dev Bank of India | CRISIL AAA | 10,000 | 10,020.47 | 1.62% | 7.40% |
| INE041007159 | 7.73% Embassy Office Parks REIT** | CRISIL AAA | 10,000 | 10,001.95 | 1.61% | 7.95% |
| INE507T07070 | 7.4% Summit Digitel Infrastructure Limited** | CRISIL AAA | 1,000 | 9,915.72 | 1.60% | 7.89% |
| INE062A08256 | 6.24% State Bank of India** | CRISIL AAA | 1,000 | 9,899.17 | 1.60% | 6.45% |
| INE053F07AY7 | 8.45% Indian Railway Finance Corporation Limited** | CRISIL AAA | 950 | 9,844.94 | 1.59% | 7.32% |
| INE507T07062 | 6.59% Summit Digitel Infrastructure Limited** | CRISIL AAA | 900 | 8,875.54 | 1.43% | 7.89% |
| INE033L07IH5 | 8.05% Tata Capital Housing Finance Limited** | CRISIL AAA | 8,500 | 8,593.05 | 1.39% | 7.73% |
| INE261F08EK5 | 7.44% National Bank For Agriculture and Rural Development | CRISIL AAA | 8,500 | 8,484.54 | 1.37% | 7.51% |
| INE296A07TD7 | 7.98% Bajaj Finance Limited** | CRISIL AAA | 8,000 | 8,067.62 | 1.30% | 7.73% |
| INE774D08MX8 | 8.24% Mahindra & Mahindra Financial Services Limited** | CRISIL AAA | 8,000 | 8,018.55 | 1.29% | 8.19% |
| INE134E08LX5 | 7.59% Power Finance Corporation Limited** | CRISIL AAA | 780 | 7,818.94 | 1.26% | 7.49% |
| INE134E08MA1 | 7.64% Power Finance Corporation Limited | CRISIL AAA | 7,500 | 7,608.66 | 1.23% | 7.39% |
| INE0KXY07034 | 8.34% Highways Infrastructure Trust** | CRISIL AAA | 7,500 | 7,568.54 | 1.22% | 8.07% |
| INE115A07QK0 | 7.67% LIC Housing Finance Limited** | CRISIL AAA | 750 | 7,551.59 | 1.22% | 7.33% |
| INE556F08KM1 | 7.79% Small Industries Dev Bank of India | CRISIL AAA | 7,500 | 7,543.20 | 1.22% | 7.52% |
| INE033L07IJ1 | 7.86% Tata Capital Housing Finance Limited** | CRISIL AAA | 7,000 | 7,030.79 | 1.13% | 7.73% |
| INE033L07IK9 | 7.71% Tata Capital Housing Finance Limited** | CRISIL AAA | 7,000 | 6,996.55 | 1.13% | 7.73% |
| INE134E08MJ2 | 7.77% Power Finance Corporation Limited** | CRISIL AAA | 5,500 | 5,540.07 | 0.89% | 7.50% |
| INE261F08EH1 | 7.62% National Bank For Agriculture and Rural Development** | CRISIL AAA | 5,500 | 5,536.06 | 0.89% | 7.42% |
| INE556F08KL3 | 7.83% Small Industries Dev Bank of India** | CRISIL AAA | 5,000 | 5,057.33 | 0.82% | 7.46% |
| INE071G07736 | 7.94% ICICI Home Finance Company Limited** | ICRA AAA | 5,000 | 5,022.58 | 0.81% | 7.80% |
| INE028A08364 | 7.41% Bank of Baroda** | CRISIL AAA | 50 | 5,021.41 | 0.81% | 7.36% |
| INE053F08320 | 7.45% Indian Railway Finance Corporation Limited** | CRISIL AAA | 5,000 | 5,020.82 | 0.81% | 7.32% |
| INE053F07AA7 | 7.49% Indian Railway Finance Corporation Limited** | CRISIL AAA | 500 | 5,013.46 | 0.81% | 7.35% |
| INE916DA7SW0 | 7.78% Kotak Mahindra Prime Limited** | CRISIL AAA | 5,000 | 5,009.89 | 0.81% | 7.72% |
| INE020B08FA2 | 7.59% REC Limited** | CRISIL AAA | 5,000 | 5,006.12 | 0.81% | 7.49% |
| INE556F08KT6 | 7.44% Small Industries Dev Bank of India | CRISIL AAA | 5,000 | 4,995.56 | 0.81% | 7.47% |
| INE377Y07516 | 7.56% Bajaj Housing Finance Limited** | CRISIL AAA | 5,000 | 4,976.94 | 0.80% | 7.62% |
| INE062A08264 | 5.83% State Bank of India** | CRISIL AAA | 500 | 4,908.49 | 0.79% | 6.21% |
| INE0CCU07116 | 7.96% Mindspace Business Parks REIT** | CRISIL AAA | 4,500 | 4,556.20 | 0.74% | 7.83% |
| INE976I07CT9 | 8.29% Tata Capital Limited | CRISIL AAA | 4,500 | 4,531.50 | 0.73% | 7.90% |
| INE020B08EK4 | 7.46% REC Limited** | CRISIL AAA | 4,500 | 4,492.09 | 0.73% | 7.50% |
| INE261F08EC2 | 7.63% National Bank For Agriculture and Rural Development** | CRISIL AAA | 4,000 | 4,013.60 | 0.65% | 7.50% |
| INE976I08417 | 8.22% Tata Capital Limited | CRISIL AAA | 40 | 3,996.93 | 0.65% | 8.22% |
| INE041007142 | 7.96% Embassy Office Parks REIT** | CRISIL AAA | 3,500 | 3,519.56 | 0.57% | 7.95% |
| INE557F08FY4 | 7.59% National Housing Bank** | CRISIL AAA | 3,500 | 3,517.75 | 0.57% | 7.34% |
| INE020B08BH6 | 8.37% REC Limited** | CRISIL AAA | 300 | 3,099.20 | 0.50% | 7.50% |
| INE134E08JP5 | 7.85% Power Finance Corporation Limited** | CRISIL AAA | 300 | 3,040.17 | 0.49% | 7.50% |
| INE261F08EF5 | 7.8% National Bank For Agriculture and Rural Development | ICRA AAA | 3,000 | 3,013.63 | 0.49% | 7.54% |
| INE219X07306 | 6.72% IndiGrid Infrastructure Trust** | CRISIL AAA | 300 | 2,956.35 | 0.48% | 7.91% |
| INE134E08LM8 | 6.95% Power Finance Corporation Limited** | CRISIL AAA | 300 | 2,943.72 | 0.48% | 7.31% |
| INE01MM08012 | 8.35% SBI General Insurance Company Limited** | CRISIL AAA | 2,600 | 2,643.36 | 0.43% | 7.96% |
| INE020B08BC7 | 8.7% REC Limited** | CRISIL AAA | 250 | 2,605.05 | 0.42% | 7.50% |
| INE020B08BE3 | 8.54% REC Limited** | CRISIL AAA | 250 | 2,595.29 | 0.42% | 7.50% |
| INE020B08BO2 | 8.3% REC Limited** | CRISIL AAA | 250 | 2,591.71 | 0.42% | 7.39% |
| INE018A08BF6 | 8% Larsen & Toubro Limited** | CRISIL AAA | 250 | 2,573.63 | 0.42% | 7.29% |
| INE306N07LO1 | 8.5% Tata Capital Limited** | CRISIL AAA | 250 | 2,567.50 | 0.41% | 7.79% |
| INE134E08KK4 | 7.86% Power Finance Corporation Limited** | CRISIL AAA | 250 | 2,555.05 | 0.41% | 7.34% |
| INE020B08AY3 | 8.01% REC Limited** | CRISIL AAA | 250 | 2,544.66 | 0.41% | 7.49% |
| INE020B08FD6 | 7.58% REC Limited** | ICRA AAA | 2,500 | 2,516.00 | 0.41% | 7.39% |
| INE134E08JG4 | 7.65% Power Finance Corporation Limited** | CRISIL AAA | 250 | 2,508.42 | 0.40% | 7.50% |
| INE692Q07548 | 8.06% Toyota Financial Services India Limited** | ICRA AAA | 2,500 | 2,501.82 | 0.40% | 8.05% |
| INE280A08015 | 7.75% Titan Company Limited** | CRISIL AAA | 2,500 | 2,497.73 | 0.40% | 7.73% |
| INE020B08AC9 | 7.54% REC Limited** | CRISIL AAA | 250 | 2,497.54 | 0.40% | 7.59% |
| INE556F08KC2 | 7.23% Small Industries Dev Bank of India** | ICRA AAA | 250 | 2,486.73 | 0.40% | 7.75% |
| INE040A08401 | 6.44% HDFC Bank Limited** | CRISIL AAA | 250 | 2,408.73 | 0.39% | 7.61% |
| INE733E07JP6 | 8.49% NTPC Limited** | CRISIL AAA | 3,60,00,000 | 1,801.62 | 0.29% | 7.32% |
| INE306N07NA6 | 7.68% Tata Capital Limited** | CRISIL AAA | 150 | 1,490.96 | 0.24% | 7.91% |
| INE020B08EH0 | 7.77% REC Limited** | CRISIL AAA | 1,000 | 1,007.17 | 0.16% | 7.49% |
| INE071G07728 | 7.95% ICICI Home Finance Company Limited** | ICRA AAA | 1,000 | 1,003.31 | 0.16% | 7.81% |
| INE848E07AB1 | 7.52% NHPC Limited** | CARE AAA | 100 | 999.51 | 0.16% | 7.51% |
| INE040A08500 | 8.35% HDFC Bank Limited** | CRISIL AAA | 5 | 502.79 | 0.08% | 7.82% |
| INE134E08MC7 | 7.77% Power Finance Corporation Limited | CRISIL AAA | 500 | 501.14 | 0.08% | 7.62% |
| INE261F08DX0 | 7.58% National Bank For Agriculture and Rural Development | CRISIL AAA | 500 | 499.31 | 0.08% | 7.63% |
| | **Zero Coupon Bonds** | | | | | |
| INE0H7R07066 | National Highways Infra Trust** | CARE AAA | 5,284 | 2,700.13 | 0.44% | 7.75% |
| INE0H7R07058 | National Highways Infra Trust** | CARE AAA | 5,284 | 2,505.92 | 0.40% | 7.75% |
| | **Subtotal** | | | **5,48,150.93** | **88.47%** | |
| | **(b) Privately placed / Unlisted** | | | **NIL** | **NIL** | **NIL** |
| | **Subtotal** | | | **NIL** | **NIL** | **NIL** |
| | **(c) Securitised Debt** | | | | | |
| INE1CBK15037 | India Universal Trust** | CRISIL AAA(SO) | 150 | 14,918.11 | 2.41% | 8.40% |
| INE16J715035 | India Universal Trust** | FITCH AAA(SO) | 150 | 14,733.56 | 2.38% | 8.32% |
| | **Subtotal** | | | **29,651.67** | **4.79%** | |
| | **Total** | | | **5,77,802.60** | **93.26%** | |
| | **Money Market Instruments** | | | | | |
| | **Triparty Repo/ Reverse Repo Instrument** | | | | | |
| | Triparty Repo | | | 9,874.55 | 1.59% | |
| | **Total** | | | **9,874.55** | **1.59%** | |
| | **Alternative Investment Fund Units** | | | | | |
| INF0RQ622028 | Corporate Debt Market Development Fund Class A2 | | 15,642 | 1,706.59 | 0.28% | |
| | **Subtotal** | | | **1,706.59** | **0.28%** | |
| | **Total** | | | **1,706.59** | **0.28%** | |
| | **OTHERS** | | | | | |
| | Cash Margin - CCIL | | | 62.13 | 0.01% | |
| | **Total** | | | **62.13** | **0.01%** | |
| | **Net Current Assets** | | | **30,093.57** | **4.86%** | |
| | **GRAND TOTAL** | | | **6,19,539.44** | **100.00%** | |

**** Non Traded Securities/Illiquid Securities**

**Disclosure of Yield to Call**

"With Reference to " AMFI Best Practices Guidelines Circular No. 91/ 2020 – 21 on Valuation of AT-1 Bonds and Tier 2 Bonds" disclosure of Yield to Call as follows"

| isin_code | security_name | Yield to Call |
|---|---|---|
| INE028A08364 | 7.41% BOB BSIII Tier2 SrXXVII(MD28/11/39)C28/11/34 | 7.34% |
| INE062A08256 | 6.24% SBI NCDSr2 BSIII Tier2 (M21/9/30)CALL19/9/25 | 7.74% |
| INE062A08264 | 5.83% SBI Sr3 BSIII Tier2 (M26/10/30)CALL24/10/25 | 8.37% |

**SCHEME RISK-O-METER**

**BENCHMARK NAME - NIFTY CORPORATE BOND INDEX A-II**

**BENCHMARK RISK-O-METER**

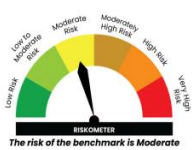

Data Classification: Public

**Nippon India Income Fund (An open ended medium term debt scheme investing in instruments such that the Macaulay duration of the portfolio is between 4 to 7 years. Relatively High interest rate risk and Relatively Low Credit Risk)**

Index

**Monthly Portfolio Statement as on January 31,2025**

| ISIN | Name of the Instrument | Industry / Rating | Quantity | Market/Fair Value ( Rs. in Lacs) | % to NAV | YIELD |
|---|---|---|---|---|---|---|
| | **Debt Instruments** | | | | | |
| | **(a) Listed / awaiting listing on Stock Exchange** | | | | | |
| | **Government Securities** | | | | | |
| IN0020230077 | 7.18% Government of India | SOVEREIGN | 80,00,000 | 8,225.70 | 20.49% | 6.96% |
| IN0020230085 | 7.18% Government of India | SOVEREIGN | 50,00,000 | 5,136.73 | 12.80% | 6.87% |
| IN0020240118 | 7.09% Government of India | SOVEREIGN | 50,00,000 | 5,039.92 | 12.56% | 7.15% |
| IN0020230051 | 7.3% Government of India | SOVEREIGN | 25,00,000 | 2,584.77 | 6.44% | 7.15% |
| IN0020230135 | 7.32% Government of India | SOVEREIGN | 25,00,000 | 2,575.95 | 6.42% | 6.79% |
| IN0020220011 | 7.1% Government of India | SOVEREIGN | 25,00,000 | 2,541.49 | 6.33% | 6.75% |
| IN0020240019 | 7.1% Government of India | SOVEREIGN | 10,00,000 | 1,024.06 | 2.55% | 6.86% |
| IN0020180454 | 7.26% Government of India | SOVEREIGN | 300 | 0.31 | $0.00% | 6.73% |
| IN2920160123 | 8.19% State Government Securities | SOVEREIGN | 90 | 0.09 | $0.00% | 7.12% |
| | **Non Convertible Debentures** | | | | | |
| INE556F08KR0 | 7.47% Small Industries Dev Bank of India | CRISIL AAA | 2,500 | 2,505.12 | 6.24% | 7.40% |
| INE976I08417 | 8.22% Tata Capital Limited | CRISIL AAA | 25 | 2,498.08 | 6.22% | 8.22% |
| INE261F08EK5 | 7.44% National Bank For Agriculture and Rural Development | CRISIL AAA | 2,500 | 2,495.45 | 6.22% | 7.51% |
| INE115A07PV9 | 7.9% LIC Housing Finance Limited** | CRISIL AAA | 150 | 1,504.80 | 3.75% | 7.72% |
| INE134E08KL2 | 7.41% Power Finance Corporation Limited** | CRISIL AAA | 100 | 1,002.71 | 2.50% | 7.34% |
| INE053F08221 | 7.65% Indian Railway Finance Corporation Limited** | CRISIL AAA | 50 | 512.77 | 1.28% | 7.21% |
| INE020B08DA7 | 6.9% REC Limited** | CRISIL AAA | 50 | 490.35 | 1.22% | 7.29% |
| | **Subtotal** | | | **38,138.30** | **95.02%** | |
| | **(b) Privately placed / Unlisted** | | | **NIL** | **NIL** | **NIL** |
| | **Subtotal** | | | **NIL** | **NIL** | **NIL** |
| | **(c) Securitised Debt** | | | | | |
| | **Subtotal** | | | **NIL** | **NIL** | |
| | **Total** | | | **38,138.30** | **95.02%** | |
| | **Money Market Instruments** | | | | | |
| | **Triparty Repo/ Reverse Repo Instrument** | | | | | |
| | Triparty Repo | | | 1,028.72 | 2.56% | |
| | **Total** | | | **1,028.72** | **2.56%** | |
| | **Alternative Investment Fund Units** | | | | | |
| INF0RQ622028 | Corporate Debt Market Development Fund Class A2 | | 979 | 106.86 | 0.27% | |
| | **Subtotal** | | | **106.86** | **0.27%** | |
| | **Total** | | | **106.86** | **0.27%** | |
| | **OTHERS** | | | | | |
| | Cash Margin - CCIL | | | 33.16 | 0.08% | |
| | **Total** | | | **33.16** | **0.08%** | |
| | **Net Current Assets** | | | **829.83** | **2.07%** | |
| | **GRAND TOTAL** | | | **40,136.87** | **100.00%** | |

**** Non Traded Securities/Illiquid Securities**
**$ Less Than 0.01% of NAV**

**SCHEME RISK-O-METER**

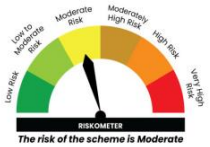


**BENCHMARK NAME - NIFTY MEDIUM TO LONG DURATION DEBT INDEX A-III**
**BENCHMARK RISK-O-METER**

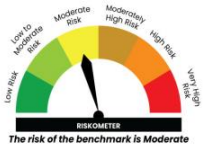

Data Classification: Public

**Nippon India Short Term Fund (An open ended short term debt scheme investing in instruments such that the Macaulay duration of the portfolio is between 1 to 3 years. Relatively High interest rate risk and moderate Credit Risk.)**

Index

**Monthly Portfolio Statement as on January 31,2025**

| ISIN | Name of the Instrument | Industry / Rating | Quantity | Market/Fair Value ( Rs. in Lacs) | % to NAV | YIELD |
|---|---|---|---|---|---|---|
| | **Debt Instruments** | | | | | |
| | **(a) Listed / awaiting listing on Stock Exchange** | | | | | |
| | **Government Securities** | | | | | |
| IN0020230036 | 7.17% Government of India | SOVEREIGN | 5,45,00,000 | 55,678.18 | 9.39% | 6.78% |
| IN0020230135 | 7.32% Government of India | SOVEREIGN | 5,30,00,000 | 54,610.03 | 9.21% | 6.79% |
| IN0020220011 | 7.1% Government of India | SOVEREIGN | 3,60,00,000 | 36,597.38 | 6.17% | 6.75% |
| IN2220190101 | 7.27% State Government Securities | SOVEREIGN | 1,53,12,900 | 15,471.24 | 2.61% | 7.14% |
| IN3320190272 | 7.93% State Government Securities | SOVEREIGN | 1,00,00,000 | 10,364.63 | 1.75% | 7.19% |
| IN3520230027 | 7.4% State Government Securities | SOVEREIGN | 25,00,000 | 2,540.87 | 0.43% | 7.15% |
| IN1520190183 | 7.17% State Government Securities | SOVEREIGN | 12,10,300 | 1,217.16 | 0.21% | 7.15% |
| IN3120160715 | 7.72% State Government Securities | SOVEREIGN | 9,51,000 | 958.13 | 0.16% | 7.09% |
| IN1620230020 | 7.39% State Government Securities | SOVEREIGN | 3,57,800 | 362.75 | 0.06% | 7.13% |
| IN0020240050 | 7.04% Government of India | SOVEREIGN | 3,06,500 | 311.18 | 0.05% | 6.74% |
| IN2220210230 | 6.38% State Government Securities | SOVEREIGN | 86,300 | 85.38 | 0.01% | 6.95% |
| IN0020200112 | 5.22% Government of India | SOVEREIGN | 42,400 | 42.19 | 0.01% | 6.63% |
| | **Non Convertible Debentures** | | | | | |
| INE154Z07011 | 8.44% Renew Solar Energy (Jharkhand Five) Private Ltd** | CARE AA | 20,000 | 19,487.36 | 3.28% | 8.78% |
| INE556F08KL3 | 7.83% Small Industries Dev Bank of India** | CRISIL AAA | 16,500 | 16,689.19 | 2.81% | 7.46% |
| INE261F08EJ7 | 7.64% National Bank For Agriculture and Rural Development | ICRA AAA | 16,500 | 16,653.85 | 2.81% | 7.40% |
| INE020B08EP3 | 7.77% REC Limited** | CRISIL AAA | 15,000 | 15,027.75 | 2.53% | 7.61% |
| INE134E08ML8 | 7.55% Power Finance Corporation Limited** | CRISIL AAA | 12,500 | 12,488.11 | 2.11% | 7.62% |
| INE055A08060 | 8.55% Aditya Birla Real Estate Limited** | CRISIL AA | 11,500 | 11,498.62 | 1.94% | 8.53% |
| INE134E08JI0 | 7.74% Power Finance Corporation Limited | CRISIL AAA | 1,000 | 10,064.78 | 1.70% | 7.49% |
| INE414G07IS4 | 8.85% Muthoot Finance Limited** | CRISIL AA+ | 10,000 | 10,051.90 | 1.69% | 8.68% |
| INE280A08015 | 7.75% Titan Company Limited** | CRISIL AAA | 10,000 | 9,990.91 | 1.68% | 7.73% |
| INE775A08089 | 8.15% Samvardhana Motherson International Limited** | FITCH AAA | 9,500 | 9,520.90 | 1.60% | 7.89% |
| INE377Y07474 | 8.05% Bajaj Housing Finance Limited | CRISIL AAA | 7,500 | 7,596.07 | 1.28% | 7.67% |
| INE261F08EG3 | 7.68% National Bank For Agriculture and Rural Development | CRISIL AAA | 7,500 | 7,565.01 | 1.28% | 7.42% |
| INE507T07146 | 7.87% Summit Digitel Infrastructure Limited** | CRISIL AAA | 7,500 | 7,553.70 | 1.27% | 7.92% |
| INE432R07414 | 9.25% Shriram Housing Finance Limited** | CRISIL AA | 7,500 | 7,552.42 | 1.27% | 9.11% |
| INE261F08EF5 | 7.8% National Bank For Agriculture and Rural Development | ICRA AAA | 7,500 | 7,534.07 | 1.27% | 7.54% |
| INE121A08PP7 | 9.1% Cholamandalam Investment and Finance Company Ltd** | ICRA AA+ | 7,500 | 7,528.72 | 1.27% | 9.00% |
| INE556F08KT6 | 7.44% Small Industries Dev Bank of India | CRISIL AAA | 7,500 | 7,493.33 | 1.26% | 7.47% |
| INE020B08BE3 | 8.54% REC Limited** | CRISIL AAA | 700 | 7,266.81 | 1.22% | 7.50% |
| INE248U07EW8 | 9.61% 360 One Prime Limited** | CRISIL AA | 6,50,000 | 6,531.43 | 1.10% | 9.32% |
| INE507T07070 | 7.4% Summit Digitel Infrastructure Limited** | CRISIL AAA | 650 | 6,445.22 | 1.09% | 7.89% |
| INE261F08DV4 | 7.62% National Bank For Agriculture and Rural Development | CRISIL AAA | 5,500 | 5,515.52 | 0.93% | 7.50% |
| INE306N07LO1 | 8.5% Tata Capital Limited** | CRISIL AAA | 500 | 5,134.99 | 0.87% | 7.79% |
| INE020B08AY3 | 8.01% REC Limited** | CRISIL AAA | 500 | 5,089.31 | 0.86% | 7.49% |
| INE0CCU07116 | 7.96% Mindspace Business Parks REIT** | CRISIL AAA | 5,000 | 5,062.45 | 0.85% | 7.83% |
| INE507T07096 | 8.05% Summit Digitel Infrastructure Limited** | CRISIL AAA | 500 | 5,040.95 | 0.85% | 7.89% |
| INE507T07138 | 7.89% Summit Digitel Infrastructure Limited** | CRISIL AAA | 5,000 | 5,040.53 | 0.85% | 7.88% |
| INE134E08MJ2 | 7.77% Power Finance Corporation Limited** | CRISIL AAA | 5,000 | 5,036.43 | 0.85% | 7.50% |
| INE557F08FY4 | 7.59% National Housing Bank** | CRISIL AAA | 5,000 | 5,025.36 | 0.85% | 7.34% |
| INE151A08349 | 7.75% Tata Communications Limited** | CARE AAA | 5,000 | 5,008.72 | 0.84% | 7.58% |
| INE514E08GE8 | 7.35% Export Import Bank of India | CRISIL AAA | 5,000 | 5,008.58 | 0.84% | 7.31% |
| INE134E08MT1 | 7.64% Power Finance Corporation Limited** | CRISIL AAA | 5,000 | 4,997.98 | 0.84% | 7.62% |
| INE537P07828 | 7.92% India Infradebt Limited** | CRISIL AAA | 5,000 | 4,996.59 | 0.84% | 7.94% |
| INE020B08EK4 | 7.46% REC Limited** | CRISIL AAA | 5,000 | 4,991.21 | 0.84% | 7.50% |
| INE128M08078 | 6.58% L&T Metro Rail (Hyderabad) Limited** | CRISIL AAA(CE) | 500 | 4,923.32 | 0.83% | 7.89% |
| INE020B08AH8 | 7.95% REC Limited** | CRISIL AAA | 450 | 4,536.54 | 0.76% | 7.51% |
| INE556F08KR0 | 7.47% Small Industries Dev Bank of India | CRISIL AAA | 4,000 | 4,008.19 | 0.68% | 7.40% |
| INE414G07JJ1 | 8.78% Muthoot Finance Limited** | CRISIL AA+ | 3,500 | 3,516.72 | 0.59% | 8.63% |
| INE134E08MC7 | 7.77% Power Finance Corporation Limited | CRISIL AAA | 3,500 | 3,507.98 | 0.59% | 7.62% |
| INE261F08EK5 | 7.44% National Bank For Agriculture and Rural Development | CRISIL AAA | 3,500 | 3,493.63 | 0.59% | 7.51% |
| INE020B08EL2 | 7.44% REC Limited** | CRISIL AAA | 3,500 | 3,491.51 | 0.59% | 7.63% |
| INE1C3207040 | 9.35% Telangana State Industrial Infrastructure Corporation Limited | FITCH AA(CE) | 3,000 | 3,073.10 | 0.52% | 9.15% |
| INE1C3207065 | 9.35% Telangana State Industrial Infrastructure Corporation Limited | FITCH AA(CE) | 3,000 | 3,060.66 | 0.52% | 9.18% |
| INE1C3207073 | 9.35% Telangana State Industrial Infrastructure Corporation Limited | FITCH AA(CE) | 3,000 | 3,054.84 | 0.51% | 9.15% |
| INE1C3207081 | 9.35% Telangana State Industrial Infrastructure Corporation Limited | FITCH AA(CE) | 3,000 | 3,040.51 | 0.51% | 9.20% |
| INE1C3207057 | 9.35% Telangana State Industrial Infrastructure Corporation Limited | FITCH AA(CE) | 3,000 | 3,027.54 | 0.51% | 9.24% |
| INE020B08AQ9 | 7.7% REC Limited | CRISIL AAA | 300 | 3,016.50 | 0.51% | 7.48% |
| INE171A08032 | 8.2% The Federal Bank Limited** | CARE AA+ | 27 | 2,701.51 | 0.46% | 8.19% |
| INE020B08BC7 | 8.7% REC Limited** | CRISIL AAA | 250 | 2,605.05 | 0.44% | 7.50% |
| INE414G07JE2 | 9.03% Muthoot Finance Limited** | CRISIL AA+ | 2,500 | 2,532.60 | 0.43% | 8.63% |
| INE033L07IH5 | 8.05% Tata Capital Housing Finance Limited** | CRISIL AAA | 2,500 | 2,527.37 | 0.43% | 7.73% |
| INE115A07QU9 | 7.75% LIC Housing Finance Limited** | CRISIL AAA | 2,500 | 2,506.63 | 0.42% | 7.66% |
| INE134E08KT5 | 7.17% Power Finance Corporation Limited** | CRISIL AAA | 250 | 2,493.57 | 0.42% | 7.66% |
| INE248U07EQ0 | 9.41% 360 One Prime Limited** | CRISIL AA | 2,00,000 | 2,001.19 | 0.34% | 9.34% |
| INE733E07JP6 | 8.49% NTPC Limited** | CRISIL AAA | 2,41,56,318 | 1,208.90 | 0.20% | 7.32% |
| INE071G07660 | 8.1% ICICI Home Finance Company Limited** | CRISIL AAA | 500 | 502.57 | 0.08% | 7.81% |
| INE774D07UM6 | 7.9% Mahindra & Mahindra Financial Services Limited** | CARE AAA | 50 | 499.64 | 0.08% | 7.90% |
| INE774D07VA9 | 8% Mahindra & Mahindra Financial Services Limited** | CRISIL AAA | 300 | 299.62 | 0.05% | 7.95% |
| INE537P07547 | 8% India Infradebt Limited** | CRISIL AAA | 10 | 99.99 | 0.02% | 8.02% |
| INE556F08KC2 | 7.23% Small Industries Dev Bank of India** | ICRA AAA | 7 | 69.63 | 0.01% | 7.75% |
| | **Subtotal** | | | **5,14,527.20** | **86.72%** | |
| | **(b) Privately placed / Unlisted** | | | **NIL** | **NIL** | **NIL** |
| | **Subtotal** | | | **NIL** | **NIL** | **NIL** |
| | **(c) Securitised Debt** | | | | | |
| INE1CBK15037 | India Universal Trust** | CRISIL AAA(SO) | 85 | 8,453.60 | 1.42% | 8.40% |
| INE16J715035 | India Universal Trust** | FITCH AAA(SO) | 75 | 7,366.78 | 1.24% | 8.32% |
| INE14ZT15025 | Dhruva XXIII** | ICRA AAA(SO) | 100 | 5,817.13 | 0.98% | 9.82% |
| INE1CBK15011 | India Universal Trust** | CRISIL AAA(SO) | 48 | 4,327.39 | 0.73% | 8.35% |
| INE16J715019 | India Universal Trust** | FITCH AAA(SO) | 25 | 2,012.38 | 0.34% | 8.34% |
| INE0REK15015 | Sansar Trust** | ICRA AAA(SO) | 921 | 1,370.99 | 0.23% | 9.20% |
| INE0BTV15246 | First Business Receivables Trust** | CRISIL AAA(SO) | 8 | 806.95 | 0.14% | 7.98% |
| | **Subtotal** | | | **30,155.22** | **5.08%** | |
| | **Total** | | | **5,44,682.42** | **91.80%** | |
| | **Derivatives** | | | | | |
| | **Interest Rate Swaps** | | | | | |
| | Interest Rate Swaps Pay Fix Receive Floating (07/12/2026) (FV 15000 Lacs) | | | 19.26 | $0.00% | |
| | Interest Rate Swaps Pay Fix Receive Floating (25/09/2026) (FV 10000 Lacs) | | | 10.00 | $0.00% | |
| | Interest Rate Swaps Pay Fix Receive Floating (30/01/2026) (FV 10000 Lacs) | | | (0.39) | $0.00% | |
| | Interest Rate Swaps Pay Fix Receive Floating (30/01/2026) (FV 10000 Lacs) | | | (0.86) | $0.00% | |
| | Interest Rate Swaps Pay Fix Receive Floating (23/08/2027) (FV 5000 Lacs) | | | (4.25) | $0.00% | |
| | Interest Rate Swaps Pay Fix Receive Floating (26/08/2027) (FV 7500 Lacs) | | | (4.61) | $0.00% | |
| | Interest Rate Swaps Pay Fix Receive Floating (09/08/2027) (FV 10000 Lacs) | | | (18.92) | $0.00% | |
| | **Total** | | | **0.23** | **0.00%** | |
| | **Money Market Instruments** | | | | | |
| | **Certificate of Deposit** | | | | | |
| INE040A16FO6 | HDFC Bank Limited** | CARE A1+ | 2,000 | 9,500.84 | 1.60% | 7.64% |
| INE476A16ZA9 | Canara Bank** | CRISIL A1+ | 1,000 | 4,786.31 | 0.81% | 7.62% |
| INE040A16FM0 | HDFC Bank Limited** | CARE A1+ | 500 | 2,384.77 | 0.40% | 7.67% |
| INE171A16MM9 | The Federal Bank Limited** | CRISIL A1+ | 500 | 2,351.29 | 0.40% | 7.69% |
| | **Triparty Repo/ Reverse Repo Instrument** | | | | | |
| | Triparty Repo | | | 30,812.67 | 5.19% | |
| | **Total** | | | **49,835.88** | **8.40%** | |
| | **Alternative Investment Fund Units** | | | | | |
| INF0RQ622028 | Corporate Debt Market Development Fund Class A2 | | 18,450 | 2,013.05 | 0.34% | |
| | **Subtotal** | | | **2,013.05** | **0.34%** | |
| | **Total** | | | **2,013.05** | **0.34%** | |
| | **OTHERS** | | | | | |
| | Cash Margin - CCIL | | | 169.53 | 0.03% | |
| | **Total** | | | **169.53** | **0.03%** | |
| | **Net Current Assets** | | | **(3,460.69)** | **-0.57%** | |
| | **GRAND TOTAL** | | | **5,93,240.42** | **100.00%** | |

**** Non Traded Securities/Illiquid Securities**
**$ Less Than 0.01% of NAV**

**Disclosure of Yield to Call**
"With Reference to " AMFI Best Practices Guidelines Circular No. 91/ 2020 – 21 on Valuation of AT-1 Bonds and Tier 2 Bonds" disclosure of Yield to Call as follows"

| isin_code | security_name | Yield to Call |
|---|---|---|
| INE171A08032 | 8.2% Federal Bank Ltd BSIII Tier2 (20/01/32)CALL | 8.16% |

**SCHEME RISK-O-METER**

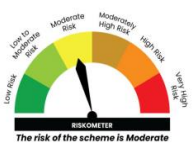


*The risk of the scheme is Moderate*

**BENCHMARK NAME - CRISIL SHORT DURATION DEBT A-II INDEX**
**BENCHMARK RISK-O-METER**

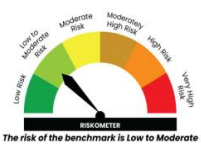


*The risk of the benchmark is Low to Moderate*

Data Classification: Public

**NIPPON INDIA BANKING & FINANCIAL SERVICES FUND (An open ended equity scheme investing in Banking & Financial Services Sector)**

Index

**Monthly Portfolio Statement as on January 31,2025**

| ISIN | Name of the Instrument | Industry / Rating | Quantity | Market/Fair Value ( Rs. in Lacs) | % to NAV | YIELD |
|---|---|---|---|---|---|---|
| | **Equity & Equity related** | | | | | |
| | **(a) Listed / awaiting listing on Stock Exchanges** | | | | | |
| INE040A01034 | HDFC Bank Limited | Banks | 77,14,660 | 1,31,052.79 | 21.05% | |
| INE090A01021 | ICICI Bank Limited | Banks | 79,15,358 | 99,163.61 | 15.93% | |
| INE238A01034 | Axis Bank Limited | Banks | 58,00,228 | 57,196.05 | 9.19% | |
| INE062A01020 | State Bank of India | Banks | 44,59,330 | 34,466.16 | 5.54% | |
| INE237A01028 | Kotak Mahindra Bank Limited | Banks | 15,10,000 | 28,709.63 | 4.61% | |
| INE095A01012 | IndusInd Bank Limited | Banks | 26,27,608 | 26,044.85 | 4.18% | |
| INE018E01016 | SBI Cards and Payment Services Limited | Finance | 27,20,827 | 21,173.48 | 3.40% | |
| INE918I01026 | Bajaj Finserv Limited | Finance | 11,46,038 | 19,896.37 | 3.20% | |
| INE123W01016 | SBI Life Insurance Company Limited | Insurance | 13,00,170 | 19,289.32 | 3.10% | |
| INE149A01033 | Cholamandalam Financial Holdings Limited | Finance | 11,60,355 | 17,623.47 | 2.83% | |
| INE296A01024 | Bajaj Finance Limited | Finance | 2,00,943 | 15,844.56 | 2.54% | |
| INE171A01029 | The Federal Bank Limited | Banks | 74,05,824 | 13,864.44 | 2.23% | |
| INE180A01020 | Max Financial Services Limited | Insurance | 12,11,634 | 13,518.81 | 2.17% | |
| INE134E01011 | Power Finance Corporation Limited | Finance | 31,20,865 | 13,185.65 | 2.12% | |
| INE094J01016 | UTI Asset Management Company Limited | Capital Markets | 11,41,962 | 11,859.28 | 1.90% | |
| INE949L01017 | AU Small Finance Bank Limited | Banks | 18,93,664 | 11,379.97 | 1.83% | |
| INE732I01013 | Angel One Limited | Capital Markets | 4,41,370 | 10,354.98 | 1.66% | |
| INE795G01014 | HDFC Life Insurance Company Limited | Insurance | 15,76,893 | 10,061.37 | 1.62% | |
| INE063P01018 | Equitas Small Finance Bank Limited | Banks | 1,44,78,077 | 9,627.92 | 1.55% | |
| INE982J01020 | One 97 Communications Limited | Financial Technology (Fintech) | 11,76,001 | 9,122.83 | 1.47% | |
| INE745G01035 | Multi Commodity Exchange of India Limited | Capital Markets | 1,52,312 | 8,731.97 | 1.40% | |
| INE138Y01010 | KFin Technologies Limited | Capital Markets | 7,36,973 | 8,034.85 | 1.29% | |
| INE216P01012 | Aavas Financiers Limited | Finance | 4,43,113 | 7,589.64 | 1.22% | |
| INE741K01010 | CreditAccess Grameen Limited | Finance | 7,00,664 | 7,587.14 | 1.22% | |
| INE765G01017 | ICICI Lombard General Insurance Company Limited | Insurance | 3,81,355 | 7,087.48 | 1.14% | |
| INE007N01010 | Fedbank Financial Services Limited | Finance | 31,15,208 | 2,948.54 | 0.47% | |
| | **Subtotal** | | | **6,15,415.16** | **98.86%** | |
| | **(b) UNLISTED** | | | **NIL** | **NIL** | **NIL** |
| | **Subtotal** | | | **NIL** | **NIL** | **NIL** |
| | **Total** | | | **6,15,415.16** | **98.86%** | |
| | **Money Market Instruments** | | | | | |
| | **Triparty Repo/ Reverse Repo Instrument** | | | | | |
| | Triparty Repo | | | 7,021.61 | 1.13% | |
| | **Total** | | | **7,021.61** | **1.13%** | |
| | **OTHERS** | | | | | |
| | Cash Margin - CCIL | | | 40.48 | 0.01% | |
| | **Total** | | | **40.48** | **0.01%** | |
| | **Net Current Assets** | | | **106.70** | **0.00%** | |
| | **GRAND TOTAL** | | | **6,22,583.95** | **100.00%** | |

**SCHEME RISK-O-METER**

**BENCHMARK NAME - NIFTY FINANCIAL SERVICES TRI**

**BENCHMARK RISK-O-METER**

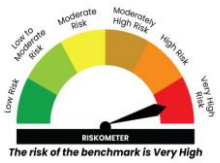

Data Classification: Public

**Nippon India Hybrid Bond Fund (An Open Ended Hybrid Scheme Investing Predominantly In Debt Instruments)**

Index

**Monthly Portfolio Statement as on January 31,2025**

| ISIN | Name of the Instrument | Industry / Rating | Quantity | Market/Fair Value ( Rs. in Lacs) | % to NAV | YIELD |
|---|---|---|---|---|---|---|
| | **Equity & Equity related** | | | | | |
| | **(a) Listed / awaiting listing on Stock Exchanges** | | | | | |
| INE040A01034 | HDFC Bank Limited | Banks | 70,871 | 1,203.92 | 1.45% | |
| INE090A01021 | ICICI Bank Limited | Banks | 65,396 | 819.28 | 0.99% | |
| INE002A01018 | Reliance Industries Limited | Petroleum Products | 62,676 | 792.91 | 0.96% | |
| INE009A01021 | Infosys Limited | IT - Software | 33,596 | 631.54 | 0.76% | |
| INE467B01029 | Tata Consultancy Services Limited | IT - Software | 12,067 | 496.24 | 0.60% | |
| INE397D01024 | Bharti Airtel Limited | Telecom - Services | 26,404 | 429.41 | 0.52% | |
| INE018A01030 | Larsen & Toubro Limited | Construction | 10,204 | 364.02 | 0.44% | |
| INE154A01025 | ITC Limited | Diversified FMCG | 75,600 | 338.31 | 0.41% | |
| INE062A01020 | State Bank of India | Banks | 41,931 | 324.08 | 0.39% | |
| INE101A01026 | Mahindra & Mahindra Limited | Automobiles | 10,459 | 312.71 | 0.38% | |
| INE030A01027 | Hindustan Unilever Limited | Diversified FMCG | 9,756 | 240.86 | 0.29% | |
| INE296A01024 | Bajaj Finance Limited | Finance | 2,911 | 229.54 | 0.28% | |
| INE237A01028 | Kotak Mahindra Bank Limited | Banks | 12,051 | 229.13 | 0.28% | |
| INE238A01034 | Axis Bank Limited | Banks | 22,861 | 225.43 | 0.27% | |
| INE044A01036 | Sun Pharmaceutical Industries Limited | Pharmaceuticals & Biotechnology | 11,797 | 205.73 | 0.25% | |
| INE860A01027 | HCL Technologies Limited | IT - Software | 11,564 | 199.53 | 0.24% | |
| INE585B01010 | Maruti Suzuki India Limited | Automobiles | 1,452 | 178.75 | 0.22% | |
| INE733E01010 | NTPC Limited | Power | 51,915 | 168.20 | 0.20% | |
| INE280A01028 | Titan Company Limited | Consumer Durables | 4,559 | 159.12 | 0.19% | |
| INE752E01010 | Power Grid Corporation of India Limited | Power | 49,794 | 150.20 | 0.18% | |
| INE481G01011 | UltraTech Cement Limited | Cement & Cement Products | 1,262 | 144.97 | 0.17% | |
| INE155A01022 | Tata Motors Limited | Automobiles | 19,594 | 140.31 | 0.17% | |
| INE917I01010 | Bajaj Auto Limited | Automobiles | 1,423 | 125.90 | 0.15% | |
| INE081A01020 | Tata Steel Limited | Ferrous Metals | 88,130 | 118.64 | 0.14% | |
| INE918I01026 | Bajaj Finserv Limited | Finance | 6,610 | 114.76 | 0.14% | |
| INE021A01026 | Asian Paints Limited | Consumer Durables | 4,926 | 113.34 | 0.14% | |
| INE213A01029 | Oil & Natural Gas Corporation Limited | Oil | 42,612 | 111.90 | 0.13% | |
| INE047A01021 | Grasim Industries Limited | Cement & Cement Products | 4,237 | 106.30 | 0.13% | |
| INE075A01022 | Wipro Limited | IT - Software | 32,348 | 100.89 | 0.12% | |
| INE019A01038 | JSW Steel Limited | Ferrous Metals | 10,565 | 99.84 | 0.12% | |
| INE038A01020 | Hindalco Industries Limited | Non - Ferrous Metals | 15,960 | 94.85 | 0.11% | |
| INE522F01014 | Coal India Limited | Consumable Fuels | 22,894 | 90.64 | 0.11% | |
| INE095A01012 | IndusInd Bank Limited | Banks | 9,113 | 90.33 | 0.11% | |
| INE239A01024 | Nestle India Limited | Food Products | 3,900 | 90.21 | 0.11% | |
| INE059A01026 | Cipla Limited | Pharmaceuticals & Biotechnology | 5,907 | 87.39 | 0.11% | |
| INE089A01031 | Dr. Reddy's Laboratories Limited | Pharmaceuticals & Biotechnology | 6,635 | 80.77 | 0.10% | |
| INE066A01021 | Eicher Motors Limited | Automobiles | 1,524 | 79.16 | 0.10% | |
| INE361B01024 | Divi's Laboratories Limited | Pharmaceuticals & Biotechnology | 1,392 | 77.64 | 0.09% | |
| INE437A01024 | Apollo Hospitals Enterprise Limited | Healthcare Services | 1,115 | 75.94 | 0.09% | |
| INE123W01016 | SBI Life Insurance Company Limited | Insurance | 4,919 | 72.98 | 0.09% | |
| INE192A01025 | Tata Consumer Products Limited | Agricultural Food & other Products | 6,796 | 69.64 | 0.08% | |
| INE216A01030 | Britannia Industries Limited | Food Products | 1,290 | 66.17 | 0.08% | |
| INE795G01014 | HDFC Life Insurance Company Limited | Insurance | 10,159 | 64.82 | 0.08% | |
| INE158A01026 | Hero MotoCorp Limited | Automobiles | 1,419 | 61.57 | 0.07% | |
| INE029A01011 | Bharat Petroleum Corporation Limited | Petroleum Products | 20,858 | 54.46 | 0.07% | |
| INE628A01036 | UPL Limited | Fertilizers & Agrochemicals | 5,905 | 35.65 | 0.04% | |
| INE379A01028 | ITC Hotels Limited | Leisure Services | 7,560 | 12.32 | 0.01% | |
| IN9628A01018 | UPL Limited- Partly Paid up | Fertilizers & Agrochemicals | 738 | 2.46 | $0.00% | |
| | **Subtotal** | | | **10,082.76** | **12.16%** | |
| | **(b) UNLISTED** | | | **NIL** | **NIL** | **NIL** |
| | **Subtotal** | | | **NIL** | **NIL** | **NIL** |
| | **Total** | | | **10,082.76** | **12.16%** | |
| | **InvIT** | | | | | |
| INE0NR623014 | Cube Highways Trust-InvIT Fund | Transport Infrastructure | 8,00,000 | 976.00 | 1.18% | |
| INE183W23014 | IRB InvIT Fund | Transport Infrastructure | 1,90,303 | 109.48 | 0.13% | |
| | **Subtotal** | | | **1,085.48** | **1.31%** | |
| | **Total** | | | **1,085.48** | **1.31%** | |
| | **REIT** | | | | | |
| INE0NDH25011 | Nexus Select Trust - REIT | Realty | 7,00,000 | 970.48 | 1.17% | |
| INE0FDU25010 | Brookfield India Real Estate Trust | Realty | 1,36,860 | 408.02 | 0.49% | |
| INE0CCU25019 | Mindspace Business Parks REIT | Realty | 54,966 | 205.57 | 0.25% | |
| | **Subtotal** | | | **1,584.07** | **1.91%** | |
| | **Total** | | | **1,584.07** | **1.91%** | |
| | **Debt Instruments** | | | | | |
| | **(a) Listed / awaiting listing on Stock Exchange** | | | | | |
| | **Government Securities** | | | | | |
| IN0020220011 | 7.1% Government of India | SOVEREIGN | 30,00,000 | 3,049.78 | 3.68% | 6.75% |
| | **Non Convertible Debentures** | | | | | |
| INE261F08DX0 | 7.58% National Bank For Agriculture and Rural Development | CRISIL AAA | 5,000 | 4,993.11 | 6.02% | 7.63% |
| INE355A08060 | 8.55% Aditya Birla Real Estate Limited** | CRISIL AA | 3,500 | 3,499.58 | 4.22% | 8.53% |
| INE516Y07444 | 6.75% Piramal Capital & Housing Finance Limited** | ICRA AA | 4,00,000 | 3,039.52 | 3.67% | 10.44% |
| INE755L07015 | 10.81% Bamboo Hotel And Global Centre (Delhi) Private limited** | ICRA A+(CE) | 2,700 | 2,689.68 | 3.24% | 11.49% |
| INE657H08035 | 9.75% Delhi International Airport Limited** | ICRA AA- | 2,600 | 2,636.58 | 3.18% | 9.60% |
| INE432R07414 | 9.25% Shriram Housing Finance Limited** | CRISIL AA | 2,500 | 2,517.47 | 3.04% | 9.11% |
| INE757O07049 | 11.75% Prestige Projects Private Limited | ICRA A | 2,500 | 2,516.45 | 3.03% | 11.00% |
| INE896L07926 | 9.95% IndoStar Capital Finance Limited** | CRISIL AA- | 2,500 | 2,504.90 | 3.02% | 9.90% |
| INE507T07062 | 6.59% Summit Digital Infrastructure Limited** | CRISIL AAA | 250 | 2,465.43 | 2.97% | 7.89% |
| INE149K07013 | 11% Sandur Manganese And Iron Ores Ltd** | ICRA A+ | 2,500 | 2,449.14 | 2.95% | 12.12% |
| INE154Z07011 | 8.44% Renew Solar Energy (Jharkhand Five) Private Ltd** | CARE AA | 2,500 | 2,435.92 | 2.94% | 8.78% |
| INE442H08040 | 8.75% Ashoka Buildcon Limited** | CARE AA- | 2,200 | 2,186.52 | 2.64% | 9.53% |
| INE233A08113 | 8.4% Godrej Industries Limited** | CRISIL AA+ | 2,000 | 2,007.57 | 2.42% | 8.20% |
| INE020B08EL2 | 7.44% REC Limited** | CRISIL AAA | 2,000 | 1,995.15 | 2.41% | 7.63% |
| INE414G07J07 | 9.09% Muthoot Finance Limited** | CRISIL AA+ | 1,500 | 1,524.70 | 1.84% | 8.60% |
| INE406M08011 | 8.73% Eris Lifesciences Limited** | FITCH AA- | 1,500 | 1,504.87 | 1.81% | 8.53% |
| INE01AI07033 | 9.4% Indostar Home Finance Private Limited** | CRISIL AA- | 1,500 | 1,488.19 | 1.79% | 10.41% |
| INE03WI07249 | 9.65% Arka Fincap Limited** | CRISIL AA | 1,00,000 | 1,002.83 | 1.21% | 9.49% |
| INE213W07228 | 8.4% SMFG India Home Finance Company Limited** | CARE AAA | 100 | 1,001.47 | 1.21% | 8.16% |
| INE484J08055 | 8.3% Godrej Properties Limited** | ICRA AA+ | 1,000 | 1,001.28 | 1.21% | 8.23% |
| INE883F07306 | 8.5% Aadhar Housing Finance Limited** | FITCH AA | 1,000 | 1,000.69 | 1.21% | 8.38% |
| INE530E07419 | 9.8% IIFL Finance Limited** | CRISIL AA | 1,000 | 996.63 | 1.20% | 10.62% |
| INE01HV07429 | 9.65% Vivriti Capital Private Limited** | ICRA A+ | 1,70,000 | 635.60 | 0.77% | 10.96% |
| INE01HV07379 | 10.15% Vivriti Capital Private Limited** | ICRA A+ | 600 | 596.25 | 0.72% | 10.95% |
| INE389Z07039 | 10.48% Prefective Capital Private Limited** | CRISIL A- | 500 | 501.82 | 0.61% | 10.43% |
| INE233A08089 | 8.29% Godrej Industries Limited** | CRISIL AA+ | 500 | 500.67 | 0.60% | 8.21% |
| INE01AI07025 | 9.4% Indostar Home Finance Private Limited** | CRISIL AA- | 500 | 496.38 | 0.60% | 10.44% |
| INE442H08032 | 8.75% Ashoka Buildcon Limited** | CARE AA- | 400 | 397.52 | 0.48% | 9.52% |
| INE04MH07034 | 9% Aptus Finance India Private Limited** | CARE AA- | 400 | 394.24 | 0.48% | 10.54% |
| INE1C3207016 | 9.35% Telangana State Industrial Infrastructure Corporation Limited | FITCH AA(CE) | 310 | 318.80 | 0.38% | 9.20% |
| INE1C3207024 | 9.35% Telangana State Industrial Infrastructure Corporation Limited | FITCH AA(CE) | 310 | 318.10 | 0.38% | 9.21% |
| INE1C3207040 | 9.35% Telangana State Industrial Infrastructure Corporation Limited | FITCH AA(CE) | 310 | 317.55 | 0.38% | 9.15% |
| INE1C3207032 | 9.35% Telangana State Industrial Infrastructure Corporation Limited | FITCH AA(CE) | 310 | 317.55 | 0.38% | 9.20% |
| INE1C3207065 | 9.35% Telangana State Industrial Infrastructure Corporation Limited | FITCH AA(CE) | 310 | 316.27 | 0.38% | 9.18% |
| INE1C3207073 | 9.35% Telangana State Industrial Infrastructure Corporation Limited | FITCH AA(CE) | 310 | 315.67 | 0.38% | 9.15% |
| INE1C3207081 | 9.35% Telangana State Industrial Infrastructure Corporation Limited | FITCH AA(CE) | 310 | 314.19 | 0.38% | 9.20% |
| INE1C3207057 | 9.35% Telangana State Industrial Infrastructure Corporation Limited | FITCH AA(CE) | 310 | 312.85 | 0.38% | 9.24% |
| INE118D07195 | 7.75% Navinco Vistas Corporation Limited** | CRISIL AA | 5 | 49.85 | 0.06% | 8.03% |
| | **Subtotal** | | | **56,610.77** | **68.27%** | |
| | **(b) Privately placed / Unlisted** | | | **NIL** | **NIL** | **NIL** |
| | **Subtotal** | | | **NIL** | **NIL** | **NIL** |
| | **(c) Securitised Debt** | | | | | |
| INE0UQJ15015 | Vajra Trust** | ICRA AA+(SO) | 15 | 972.17 | 1.17% | 10.21% |
| INE10VT15022 | Vajra Trust** | ICRA AAA(SO) | 10 | 954.81 | 1.15% | 10.11% |
| | **Subtotal** | | | **1,926.98** | **2.32%** | |
| | **Total** | | | **58,537.75** | **70.59%** | |
| | **Money Market Instruments** | | | | | |
| | **Commercial Paper** | | | | | |
| INE723X14IQ3 | Trust Investment Advisors Private Limited** | CARE A1+ | 500 | 2,450.15 | 2.95% | 9.40% |
| | **Triparty Repo/ Reverse Repo Instrument** | | | | | |
| | Triparty Repo | | | 7,635.97 | 9.21% | |
| | **Total** | | | **10,086.12** | **12.16%** | |
| | **Alternative Investment Fund Units** | | | | | |
| INF0RQ622028 | Corporate Debt Market Development Fund Class A2 | | 2,062 | 224.99 | 0.27% | |
| | **Subtotal** | | | **224.99** | **0.27%** | |
| | **Total** | | | **224.99** | **0.27%** | |
| | **OTHERS** | | | | | |
| | Cash Margin - CCIL | | | 11.08 | 0.01% | |
| | **Total** | | | **11.08** | **0.01%** | |
| | **Net Current Assets** | | | **1,303.92** | **1.59%** | |
| | **GRAND TOTAL** | | | **82,916.17** | **100.00%** | |

**** Non Traded Securities/Illiquid Securities**
**$ Less Than 0.01% of NAV**

**Nippon India Mutual Fund has segregated debt securities of Yes Bank Limited from portfolio of the scheme due to rating downgrade by ICRA to "D" on March 6, 2020.**

**NIPPON INDIA HYBRID BOND FUND-SEGREGATED PORTFOLIO 2**

| ISIN | Name of the Instrument | Industry / Rating | Quantity | Market/Fair Value ( Rs. in Lacs) | % to NAV | YIELD |
|---|---|---|---|---|---|---|
| | **Debt Instruments** | | | | | |
| | **(a) Listed / awaiting listing on Stock Exchange** | | | | | |
| | **Non Convertible Debentures** | | | | | |
| INE528G08352 | 9.5% Yes Bank Limited **# | ICRA D | 300 | 0.00 | $0.00% | |
| INE528G08394 | 9% Yes Bank Limited **# | ICRA D | 1,093 | 0.00 | $0.00% | |
| | **Subtotal** | | | **0.00** | **0.00%** | |
| | **(b) Privately placed / Unlisted** | | | **NIL** | **NIL** | **NIL** |
| | **Subtotal** | | | **NIL** | **NIL** | **NIL** |
| | **(c) Securitised Debt** | | | | | |
| | **Subtotal** | | | **NIL** | **NIL** | |
| | **Total** | | | **0.00** | **0.00%** | |
| | **Net Current Assets** | | | **0.00** | **100.00%** | |
| | **GRAND TOTAL** | | | **0.00** | **100.00%** | |

**** Non Traded Securities/Illiquid Securities**
**$ Less Than 0.01% of NAV**
**# Securities classified as below investment grade or default**

**SCHEME RISK-O-METER**

*The risk of the scheme is High*

**BENCHMARK NAME - CRISIL HYBRID 85+15 - CONSERVATIVE INDEX**
**BENCHMARK RISK-O-METER**

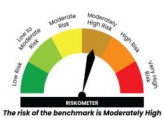


*The risk of the benchmark is Moderately High*

Data Classification: Public

**NIPPON INDIA POWER & INFRA FUND (An Open Ended Equity Scheme Investing In Power & Infrastructure Sectors)**

Index

**Monthly Portfolio Statement as on January 31,2025**

| ISIN | Name of the Instrument | Industry / Rating | Quantity | Market/Fair Value ( Rs. in Lacs) | % to NAV | YIELD |
|---|---|---|---|---|---|---|
| | **Equity & Equity related** | | | | | |
| | **(a) Listed / awaiting listing on Stock Exchanges** | | | | | |
| INE018A01030 | Larsen & Toubro Limited | Construction | 14,92,001 | 53,225.64 | 7.60% | |
| INE733E01010 | NTPC Limited | Power | 1,54,00,000 | 49,896.00 | 7.13% | |
| INE002A01018 | Reliance Industries Limited | Petroleum Products | 37,50,000 | 47,441.25 | 6.78% | |
| INE397D01024 | Bharti Airtel Limited | Telecom - Services | 26,00,000 | 42,283.80 | 6.04% | |
| INE481G01011 | UltraTech Cement Limited | Cement & Cement Products | 2,40,038 | 27,574.25 | 3.94% | |
| INE245A01021 | Tata Power Company Limited | Power | 64,75,789 | 23,604.25 | 3.37% | |
| INE120A01034 | Carborundum Universal Limited | Industrial Products | 18,00,000 | 21,360.60 | 3.05% | |
| INE003A01024 | Siemens Limited | Electrical Equipment | 3,50,000 | 21,256.73 | 3.04% | |
| INE918Z01012 | Kaynes Technology India Limited | Industrial Manufacturing | 4,23,938 | 20,316.59 | 2.90% | |
| INE111A01025 | Container Corporation of India Limited | Transport Services | 25,00,000 | 19,502.50 | 2.79% | |
| INE791I01019 | Brigade Enterprises Limited | Realty | 15,80,589 | 18,509.49 | 2.64% | |
| INE067A01029 | CG Power and Industrial Solutions Limited | Electrical Equipment | 25,52,923 | 16,207.23 | 2.31% | |
| INE257A01026 | Bharat Heavy Electricals Limited | Electrical Equipment | 77,00,000 | 16,022.93 | 2.29% | |
| INE006I01046 | Astral Limited | Industrial Products | 10,50,000 | 15,826.65 | 2.26% | |
| INE055S01018 | Cyient Dlm Ltd | Industrial Manufacturing | 30,97,127 | 15,118.63 | 2.16% | |
| INE465A01025 | Bharat Forge Limited | Auto Components | 11,79,635 | 14,439.32 | 2.06% | |
| INE437A01024 | Apollo Hospitals Enterprise Limited | Healthcare Services | 2,10,000 | 14,302.05 | 2.04% | |
| INE066F01020 | Hindustan Aeronautics Limited | Aerospace & Defense | 3,50,000 | 13,778.80 | 1.97% | |
| INE298A01020 | Cummins India Limited | Industrial Products | 4,50,000 | 13,113.23 | 1.87% | |
| INE134E01011 | Power Finance Corporation Limited | Finance | 30,00,000 | 12,675.00 | 1.81% | |
| INE589A01014 | NLC India Limited | Power | 57,04,828 | 12,660.15 | 1.81% | |
| INE047A01021 | Grasim Industries Limited | Cement & Cement Products | 5,00,000 | 12,544.25 | 1.79% | |
| INE340A01012 | Birla Corporation Limited | Cement & Cement Products | 10,37,593 | 12,113.90 | 1.73% | |
| INE121J01017 | Indus Towers Limited | Telecom - Services | 33,57,130 | 11,655.96 | 1.66% | |
| INE171Z01026 | Bharat Dynamics Limited | Aerospace & Defense | 8,81,630 | 11,505.27 | 1.64% | |
| INE486A01021 | CESC Limited | Power | 80,00,000 | 11,438.40 | 1.63% | |
| INE263A01024 | Bharat Electronics Limited | Aerospace & Defense | 35,00,000 | 10,242.75 | 1.46% | |
| INE074A01025 | Praj Industries Limited | Industrial Manufacturing | 15,00,000 | 9,474.00 | 1.35% | |
| INE864I01014 | MTAR Technologies Limited | Aerospace & Defense | 5,79,487 | 9,411.45 | 1.34% | |
| INE211B01039 | The Phoenix Mills Limited | Realty | 5,08,626 | 8,350.62 | 1.19% | |
| INE323A01026 | Bosch Limited | Auto Components | 28,669 | 8,236.36 | 1.18% | |
| INE522F01014 | Coal India Limited | Consumable Fuels | 20,77,601 | 8,225.22 | 1.17% | |
| INE200A01026 | GE Vernova T&D India Limited | Electrical Equipment | 4,29,947 | 7,685.30 | 1.10% | |
| INE203G01027 | Indraprastha Gas Limited | Gas | 36,00,000 | 7,264.80 | 1.04% | |
| INE880J01026 | JSW Infrastructure Ltd | Transport Infrastructure | 26,14,248 | 7,189.18 | 1.03% | |
| INE012A01025 | ACC Limited | Cement & Cement Products | 3,50,000 | 7,026.78 | 1.00% | |
| INE0ONG01011 | NTPC Green Energy Limited | Power | 60,99,994 | 7,009.50 | 1.00% | |
| INE117A01022 | ABB India Limited | Electrical Equipment | 1,15,295 | 6,773.18 | 0.97% | |
| INE195J01029 | PNC Infratech Limited | Construction | 20,00,000 | 6,380.00 | 0.91% | |
| INE070A01015 | Shree Cement Limited | Cement & Cement Products | 18,000 | 5,003.26 | 0.71% | |
| INE743M01012 | RHI Magnesita India Limited | Industrial Products | 9,55,832 | 4,516.31 | 0.65% | |
| INE389H01022 | KEC International Limited | Construction | 4,63,331 | 3,895.69 | 0.56% | |
| INE671A01010 | Honeywell Automation India Limited | Industrial Manufacturing | 8,651 | 3,501.25 | 0.50% | |
| INE0KQN01018 | Bajel Projects Limited | Electrical Equipment | 14,37,106 | 3,485.70 | 0.50% | |
| INE101I01011 | Afcons Infrastructure Limited | Construction | 6,89,229 | 3,255.92 | 0.47% | |
| INE813H01021 | Torrent Power Limited | Power | 2,21,778 | 3,245.61 | 0.46% | |
| INE622W01025 | Acme Solar Holdings Ltd | Finance | 12,18,925 | 2,622.52 | 0.37% | |
| INE099Z01011 | Mishra Dhatu Nigam Limited | Aerospace & Defense | 7,75,000 | 2,543.16 | 0.36% | |
| INE878B01027 | KEI Industries Limited | Industrial Products | 60,000 | 2,414.16 | 0.34% | |
| INE877F01012 | PTC India Limited | Power | 15,63,804 | 2,251.56 | 0.32% | |
| INE646L01027 | InterGlobe Aviation Limited | Transport Services | 48,034 | 2,077.16 | 0.30% | |
| INE191B01025 | Welspun Corp Limited | Industrial Products | 1,82,401 | 1,353.42 | 0.19% | |
| INE0BS701011 | Premier Energies Limited | Electrical Equipment | 75,471 | 778.90 | 0.11% | |
| INE271C01023 | DLF Limited | Realty | 1,00,000 | 745.05 | 0.11% | |
| INE201P01022 | G R Infraprojects Limited | Construction | 37,090 | 474.79 | 0.07% | |
| | **Subtotal** | | | **6,93,806.47** | **99.07%** | |
| | **(b) UNLISTED** | | | **NIL** | **NIL** | **NIL** |
| | **Subtotal** | | | **NIL** | **NIL** | **NIL** |
| | **Total** | | | **6,93,806.47** | **99.07%** | |
| | **Money Market Instruments** | | | | | |
| | **Triparty Repo/ Reverse Repo Instrument** | | | | | |
| | Triparty Repo | | | 4,830.01 | 0.69% | |
| | **Total** | | | **4,830.01** | **0.69%** | |
| | **OTHERS** | | | | | |
| | Cash Margin - CCIL | | | 27.47 | $0.00% | |
| | **Total** | | | **27.47** | **0.00%** | |
| | **Net Current Assets** | | | **1,481.60** | **0.24%** | |
| | **GRAND TOTAL** | | | **7,00,145.55** | **100.00%** | |

**$ Less Than 0.01% of NAV**

**SCHEME RISK-O-METER**

**BENCHMARK NAME - NIFTY INFRASTRUCTURE TRI**
**BENCHMARK RISK-O-METER**

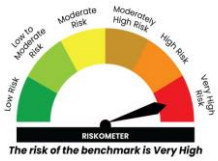

Data Classification: Public

**Nippon India Ultra Short Duration Fund (An open ended ultra-short term debt scheme investing in debt and money market instruments such that the Macaulay duration of the portfolio is between 3 - 6 months. Moderate interest rate risk and moderate Credit Risk.)**

Index

**Monthly Portfolio Statement as on January 31,2025**

| ISIN | Name of the Instrument | Industry / Rating | Quantity | Market/Fair Value ( Rs. in Lacs) | % to NAV | YIELD |
|---|---|---|---|---|---|---|
| | **Debt Instruments** | | | | | |
| | **(a) Listed / awaiting listing on Stock Exchange** | | | | | |
| | **Floating Rate Note** | | | | | |
| INE516Y07485 | Piramal Capital & Housing Finance Limited** | ICRA AA | 10,000 | 9,999.49 | 1.30% | 8.32% |
| INE432R07299 | Shriram Housing Finance Limited** | FITCH AA | 250 | 2,502.54 | 0.33% | 8.95% |
| | **Government Securities** | | | | | |
| IN0020089069 | 6.9% Government of India | SOVEREIGN | 50,60,000 | 5,063.02 | 0.66% | 6.95% |
| | **Non Convertible Debentures** | | | | | |
| INE261F08DO9 | 7.4% National Bank For Agriculture and Rural Development | CRISIL AAA | 3,100 | 30,906.16 | 4.03% | 7.72% |
| INE572E07134 | 8.43% PNB Housing Finance Limited** | ICRA AA+ | 22,500 | 22,502.09 | 2.94% | 7.77% |
| INE556F08KB4 | 7.11% Small Industries Dev Bank of India | ICRA AAA | 2,000 | 19,872.12 | 2.59% | 7.75% |
| INE790Z07053 | 7.85% Interise Trust** | ICRA AAA | 19,500 | 18,730.73 | 2.44% | 8.19% |
| INE020B08DF6 | 5.85% REC Limited** | CRISIL AAA | 1,850 | 18,206.07 | 2.37% | 7.72% |
| INE539K07270 | 9.03% Credila Financial Services Limited** | CRISIL AA+ | 18,000 | 18,081.11 | 2.36% | 8.58% |
| INE556F08KH1 | 7.43% Small Industries Dev Bank of India | CRISIL AAA | 12,500 | 12,453.99 | 1.62% | 7.64% |
| INE918K07PS1 | 9.85% Nuvama Wealth Finance Limited** | CRISIL AA- | 10,000 | 9,988.97 | 1.30% | 9.96% |
| INE721A07SB0 | 9.2% Shriram Finance Limited** | CRISIL AA+ | 8,500 | 8,516.96 | 1.11% | 8.96% |
| INE507T07112 | 8.19% Summit Digitel Infrastructure Limited** | CRISIL AAA | 7,500 | 7,569.02 | 0.99% | 7.84% |
| INE163N08131 | 8% ONGC Petro Additions Limited** | ICRA AAA(CE) | 750 | 7,506.82 | 0.98% | 7.67% |
| INE522D07CH7 | 9.1% Manappuram Finance Limited** | CRISIL AA | 7,500 | 7,497.74 | 0.98% | 9.05% |
| INE261F08DX0 | 7.58% National Bank For Agriculture and Rural Development | CRISIL AAA | 7,500 | 7,489.67 | 0.98% | 7.63% |
| INE896L07926 | 9.95% IndoStar Capital Finance Limited** | CRISIL AA- | 6,475 | 6,487.70 | 0.85% | 9.90% |
| INE556F08K09 | 7.44% Small Industries Dev Bank of India | CRISIL AAA | 6,500 | 6,479.75 | 0.85% | 7.61% |
| INE414G07JQ8 | 8.85% Muthoot Finance Limited | CRISIL AA+ | 6,000 | 6,018.85 | 0.79% | 8.63% |
| INE091A07190 | 8.3% Nirma Limited | CRISIL AA | 5,500 | 5,500.81 | 0.72% | 7.80% |
| INE233A08097 | 7.17% Godrej Industries Limited** | CRISIL AA+ | 525 | 5,232.08 | 0.68% | 8.03% |
| INE163N08115 | 8.83% ONGC Petro Additions Limited** | ICRA AAA(CE) | 500 | 5,005.96 | 0.65% | 7.55% |
| INE160A08068 | 8.23% Punjab National Bank** | CRISIL AAA | 500 | 4,999.96 | 0.65% | 7.66% |
| INE134E08LU1 | 7.59% Power Finance Corporation Limited | CRISIL AAA | 500 | 4,990.23 | 0.65% | 7.72% |
| INE020B08DH2 | 5.81% REC Limited | CRISIL AAA | 500 | 4,916.89 | 0.64% | 7.72% |
| INE477L07AZ3 | 8.85% IIFL Home Finance Limited** | CRISIL AA | 4,50,000 | 4,472.58 | 0.58% | 9.22% |
| INE414G07JH5 | 8.97% Muthoot Finance Limited | CRISIL AA+ | 4,000 | 4,023.08 | 0.52% | 8.63% |
| INE087M08126 | 9.25% Bahadur Chand Investments Pvt Limited** | ICRA AA | 3,750 | 3,739.71 | 0.49% | 9.90% |
| INE087M08134 | 9.25% Bahadur Chand Investments Pvt Limited** | ICRA AA | 3,750 | 3,728.86 | 0.49% | 9.80% |
| INE091A07216 | 8.4% Nirma Limited | CRISIL AA | 2,500 | 2,504.46 | 0.33% | 8.20% |
| INE896L07918 | 9.95% IndoStar Capital Finance Limited** | CRISIL AA- | 2,500 | 2,503.45 | 0.33% | 8.97% |
| INE020B08ET5 | 7.79% REC Limited** | ICRA AAA | 2,500 | 2,499.34 | 0.33% | 7.72% |
| INE556F08KJ7 | 7.55% Small Industries Dev Bank of India | CRISIL AAA | 2,500 | 2,496.18 | 0.33% | 7.61% |
| INE134E08KT5 | 7.17% Power Finance Corporation Limited** | CRISIL AAA | 250 | 2,493.57 | 0.33% | 7.66% |
| INE556F08KC2 | 7.23% Small Industries Dev Bank of India** | ICRA AAA | 250 | 2,486.73 | 0.32% | 7.75% |
| INE813H07135 | 6.5% Torrent Power Limited** | CRISIL AA+ | 150 | 1,498.03 | 0.20% | 7.66% |
| INE414G07HU2 | 8.65% Muthoot Finance Limited** | ICRA AA+ | 1,000 | 1,001.62 | 0.13% | 8.48% |
| INE514E08FU6 | 5.62% Export Import Bank of India** | CRISIL AAA | 55 | 545.43 | 0.07% | 7.60% |
| INE756I07DX5 | 6.35% HDB Financial Services Limited** | CRISIL AAA | 10 | 97.66 | 0.01% | 7.92% |
| | **Subtotal** | | | **2,90,609.43** | **37.92%** | |
| | **(b) Privately placed / Unlisted** | | | **NIL** | **NIL** | **NIL** |
| | **Subtotal** | | | **NIL** | **NIL** | **NIL** |
| | **(c) Securitised Debt** | | | | | |
| INE1CBK15011 | India Universal Trust** | CRISIL AAA(SO) | 100 | 9,015.40 | 1.18% | 8.35% |
| INE16J715019 | India Universal Trust** | FITCH AAA(SO) | 75 | 6,037.14 | 0.79% | 8.34% |
| INE10VT15014 | Vajra Trust** | ICRA AAA(SO) | 60 | 4,645.35 | 0.61% | 10.15% |
| INE0RAC15010 | Indigo 023** | ICRA AAA(SO) | 100 | 2,954.76 | 0.39% | 10.34% |
| INE0REK15015 | Sansar Trust** | ICRA AAA(SO) | 1,825 | 2,716.67 | 0.35% | 9.20% |
| | **Subtotal** | | | **25,369.32** | **3.32%** | |
| | **Total** | | | **3,15,978.75** | **41.24%** | |
| | **Derivatives** | | | | | |
| | **Interest Rate Swaps** | | | | | |
| | Interest Rate Swaps Pay Fix Receive Floating (25/09/2025) (FV 10000 Lacs) | | | 6.61 | $0.00% | |
| | Interest Rate Swaps Pay Fix Receive Floating (14/04/2025) (FV 15000 Lacs) | | | 4.94 | $0.00% | |
| | Interest Rate Swaps Pay Fix Receive Floating (12/03/2025) (FV 10000 Lacs) | | | 2.27 | $0.00% | |
| | Interest Rate Swaps Pay Fix Receive Floating (12/03/2025) (FV 10000 Lacs) | | | 2.17 | $0.00% | |
| | Interest Rate Swaps Pay Fix Receive Floating (11/03/2025) (FV 10000 Lacs) | | | 2.10 | $0.00% | |
| | Interest Rate Swaps Pay Fix Receive Floating (11/03/2025) (FV 10000 Lacs) | | | 2.05 | $0.00% | |
| | Interest Rate Swaps Pay Fix Receive Floating (12/03/2025) (FV 10000 Lacs) | | | 1.97 | $0.00% | |
| | Interest Rate Swaps Pay Fix Receive Floating (26/02/2025) (FV 10000 Lacs) | | | 0.79 | $0.00% | |
| | Interest Rate Swaps Pay Fix Receive Floating (08/05/2025) (FV 15000 Lacs) | | | 0.08 | $0.00% | |
| | Interest Rate Swaps Pay Fix Receive Floating (17/06/2025) (FV 10000 Lacs) | | | (1.45) | $0.00% | |
| | Interest Rate Swaps Pay Fix Receive Floating (17/06/2025) (FV 10000 Lacs) | | | (1.45) | $0.00% | |
| | **Total** | | | **20.08** | **0.00%** | |
| | **Money Market Instruments** | | | | | |
| | **Certificate of Deposit** | | | | | |
| INE238AD6991 | Axis Bank Limited** | CRISIL A1+ | 6,000 | 28,312.53 | 3.69% | 7.66% |
| INE562A16MR8 | Indian Bank | CRISIL A1+ | 5,500 | 27,282.34 | 3.56% | 7.28% |
| INE476A16YB0 | Canara Bank | CRISIL A1+ | 5,000 | 24,768.45 | 3.23% | 7.26% |
| INE040A16GB1 | HDFC Bank Limited** | CARE A1+ | 4,000 | 19,814.26 | 2.58% | 7.28% |
| INE692A16HF8 | Union Bank of India** | ICRA A1+ | 3,800 | 18,801.26 | 2.45% | 7.28% |
| INE160A16QQ4 | Punjab National Bank | CRISIL A1+ | 3,500 | 17,313.03 | 2.26% | 7.30% |
| INE028A16HD0 | Bank of Baroda** | FITCH A1+ | 3,000 | 14,849.37 | 1.94% | 7.26% |
| INE949L16CY1 | AU Small Finance Bank Limited** | CARE A1+ | 3,000 | 14,167.82 | 1.85% | 7.97% |
| INE261F16835 | National Bank For Agriculture and Rural Development** | CRISIL A1+ | 2,500 | 12,415.35 | 1.62% | 7.32% |
| INE238AD6819 | Axis Bank Limited** | CRISIL A1+ | 2,000 | 9,948.27 | 1.30% | 7.30% |
| INE514E16CH3 | Export Import Bank of India | CRISIL A1+ | 2,000 | 9,899.30 | 1.29% | 7.28% |
| INE949L16CZ8 | AU Small Finance Bank Limited** | CARE A1+ | 2,000 | 9,768.67 | 1.27% | 7.93% |
| INE238AD6868 | Axis Bank Limited** | CRISIL A1+ | 2,000 | 9,666.44 | 1.26% | 7.68% |
| INE095A16W94 | IndusInd Bank Limited** | CRISIL A1+ | 2,000 | 9,605.12 | 1.25% | 7.74% |
| INE476A16ZA9 | Canara Bank** | CRISIL A1+ | 2,000 | 9,572.62 | 1.25% | 7.62% |
| INE238AD6918 | Axis Bank Limited** | CRISIL A1+ | 2,000 | 9,557.58 | 1.25% | 7.68% |
| INE608A16RM9 | Punjab & Sind Bank** | ICRA A1+ | 2,000 | 9,300.60 | 1.21% | 7.71% |
| INE556F16AR4 | Small Industries Dev Bank of India | CARE A1+ | 1,000 | 4,974.14 | 0.65% | 7.30% |
| INE476A16XV0 | Canara Bank** | CRISIL A1+ | 1,000 | 4,962.49 | 0.65% | 7.26% |
| INE160A16OP1 | Punjab National Bank** | FITCH A1+ | 1,000 | 4,962.29 | 0.65% | 7.30% |
| INE095A16X10 | IndusInd Bank Limited** | CRISIL A1+ | 1,000 | 4,797.68 | 0.63% | 7.74% |
| INE171A16MM9 | The Federal Bank Limited** | CRISIL A1+ | 1,000 | 4,702.58 | 0.61% | 7.69% |
| INE160A16OM8 | Punjab National Bank | CRISIL A1+ | 500 | 2,488.06 | 0.32% | 7.30% |
| INE237A163W7 | Kotak Mahindra Bank Limited | CRISIL A1+ | 500 | 2,486.66 | 0.32% | 7.25% |
| INE237A165W2 | Kotak Mahindra Bank Limited** | CRISIL A1+ | 500 | 2,484.18 | 0.32% | 7.27% |
| INE040A16ER2 | HDFC Bank Limited** | FITCH A1+ | 500 | 2,483.65 | 0.32% | 7.28% |
| INE476A16YC8 | Canara Bank** | CRISIL A1+ | 500 | 2,473.43 | 0.32% | 7.26% |
| | **Commercial Paper** | | | | | |
| INE732I14792 | Angel One Limited** | CRISIL A1+ | 2,000 | 9,902.93 | 1.29% | 9.67% |
| INE549K14BO9 | Muthoot Fincorp Ltd** | CRISIL A1+ | 2,000 | 9,712.75 | 1.27% | 9.73% |
| INE732I14982 | Angel One Limited** | CARE A1+ | 1,500 | 7,226.06 | 0.94% | 9.96% |
| INE403D14544 | Bharti Telecom Limited | CRISIL A1+ | 1,500 | 7,087.21 | 0.92% | 8.24% |
| INE918K14BQ1 | Nuvama Wealth Finance Limited** | CRISIL A1+ | 1,000 | 4,961.66 | 0.65% | 8.82% |
| INE03W114625 | Arka Fincap Limited** | CRISIL A1+ | 1,000 | 4,953.29 | 0.65% | 8.61% |
| INE732I14800 | Angel One Limited** | CRISIL A1+ | 1,000 | 4,948.87 | 0.65% | 9.67% |
| INE511C14XX1 | Poonawalla Fincorp Limited** | CARE A1+ | 600 | 2,967.98 | 0.39% | 7.72% |
| | **Treasury Bill** | | | | | |
| IN002024Y209 | 182 Days Tbill | | 2,40,00,000 | 23,945.23 | 3.12% | 6.42% |
| IN002024Y357 | 182 Days Tbill | | 2,45,00,000 | 23,936.26 | 3.12% | 6.56% |
| IN002024Y217 | 182 Days Tbill | | 1,00,00,000 | 9,966.67 | 1.30% | 6.42% |
| IN002023Z513 | 364 Days Tbill | | 1,00,00,000 | 9,954.44 | 1.30% | 6.43% |
| IN002024Y258 | 182 Days Tbill | | 1,00,00,000 | 9,890.42 | 1.29% | 6.52% |
| | **Triparty Repo/ Reverse Repo Instrument** | | | | | |
| | Reverse Repo | | | 25,599.33 | 3.34% | |
| | Triparty Repo | | | 8,640.87 | 1.13% | |
| | **Total** | | | **4,55,552.14** | **59.41%** | |
| | **Alternative Investment Fund Units** | | | | | |
| INF0RQ622028 | Corporate Debt Market Development Fund Class A2 | | 19,024 | 2,075.58 | 0.27% | |
| | **Subtotal** | | | **2,075.58** | **0.27%** | |
| | **Total** | | | **2,075.58** | **0.27%** | |
| | **OTHERS** | | | | | |
| | Cash Margin - CCIL | | | 178.74 | 0.02% | |
| | **Total** | | | **178.74** | **0.02%** | |
| | **Net Current Assets** | | | **(7,167.91)** | **-0.94%** | |
| | **GRAND TOTAL** | | | **7,66,637.38** | **100.00%** | |

**** Non Traded Securities/Illiquid Securities**
**$ Less Than 0.01% of NAV**

**SCHEME RISK-O-METER**

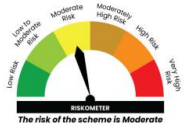


*The risk of the scheme is Moderate*

**BENCHMARK NAME - CRISIL ULTRA SHORT DURATION DEBT A-I INDEX**
**BENCHMARK RISK-O-METER**

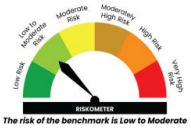


*The risk of the benchmark is Low to Moderate*

Data Classification: Public

**NIPPON INDIA PHARMA FUND (An Open Ended Equity Scheme Investing In Pharma Sector)**

Index

**Monthly Portfolio Statement as on January 31,2025**

| ISIN | Name of the Instrument | Industry / Rating | Quantity | Market/Fair Value ( Rs. in Lacs) | % to NAV | YIELD |
|---|---|---|---|---|---|---|
| | **Equity & Equity related** | | | | | |
| | **(a) Listed / awaiting listing on Stock Exchanges** | | | | | |
| INE044A01036 | Sun Pharmaceutical Industries Limited | Pharmaceuticals & Biotechnology | 65,56,349 | 1,14,339.45 | 14.01% | |
| INE361B01024 | Divi's Laboratories Limited | Pharmaceuticals & Biotechnology | 13,50,808 | 75,344.02 | 9.23% | |
| INE326A01037 | Lupin Limited | Pharmaceuticals & Biotechnology | 32,00,693 | 66,588.82 | 8.16% | |
| INE059A01026 | Cipla Limited | Pharmaceuticals & Biotechnology | 31,00,000 | 45,861.40 | 5.62% | |
| INE089A01031 | Dr. Reddy's Laboratories Limited | Pharmaceuticals & Biotechnology | 36,62,170 | 44,581.43 | 5.46% | |
| INE437A01024 | Apollo Hospitals Enterprise Limited | Healthcare Services | 6,48,795 | 44,186.18 | 5.41% | |
| INE043W01024 | Vijaya Diagnostic Centre Limited | Healthcare Services | 28,43,231 | 29,421.75 | 3.61% | |
| INE031B01049 | Ajanta Pharma Limited | Pharmaceuticals & Biotechnology | 9,59,323 | 25,848.48 | 3.17% | |
| INE804L01022 | MedPlus Health Services Limited | Retailing | 35,64,680 | 25,785.11 | 3.16% | |
| INE068V01023 | Gland Pharma Limited | Pharmaceuticals & Biotechnology | 15,29,352 | 23,318.79 | 2.86% | |
| INE358A01014 | Abbott India Limited | Pharmaceuticals & Biotechnology | 86,390 | 22,611.11 | 2.77% | |
| INE410P01011 | Narayana Hrudayalaya Limited | Healthcare Services | 15,01,224 | 20,824.23 | 2.55% | |
| INE406A01037 | Aurobindo Pharma Limited | Pharmaceuticals & Biotechnology | 17,02,630 | 19,953.12 | 2.45% | |
| INE010B01027 | Zydus Lifesciences Limited | Pharmaceuticals & Biotechnology | 20,00,632 | 19,411.13 | 2.38% | |
| INE634S01028 | Mankind Pharma Limited | Pharmaceuticals & Biotechnology | 7,49,036 | 18,242.02 | 2.24% | |
| INE572A01036 | JB Chemicals & Pharmaceuticals Limited | Pharmaceuticals & Biotechnology | 9,99,649 | 17,632.81 | 2.16% | |
| INE159A01016 | GlaxoSmithKline Pharmaceuticals Limited | Pharmaceuticals & Biotechnology | 8,32,787 | 16,465.45 | 2.02% | |
| INE685A01028 | Torrent Pharmaceuticals Limited | Pharmaceuticals & Biotechnology | 5,03,364 | 16,455.47 | 2.02% | |
| INE182A01018 | Pfizer Limited | Pharmaceuticals & Biotechnology | 3,18,249 | 14,442.78 | 1.77% | |
| INE594H01019 | Thyrocare Technologies Limited | Healthcare Services | 17,65,838 | 14,095.80 | 1.73% | |
| INE540L01014 | Alkem Laboratories Limited | Pharmaceuticals & Biotechnology | 2,77,412 | 14,045.51 | 1.72% | |
| INE061F01013 | Fortis Healthcare Limited | Healthcare Services | 21,71,522 | 13,902.08 | 1.70% | |
| INE058A01010 | Sanofi India Limited | Pharmaceuticals & Biotechnology | 2,30,272 | 12,722.87 | 1.56% | |
| INE0UOS01011 | Sanofi Consumer Healthcare India Limited | Pharmaceuticals & Biotechnology | 2,13,659 | 10,016.01 | 1.23% | |
| INE877V01027 | Suraksha Diagnostic Limited | Healthcare Services | 31,69,618 | 9,811.55 | 1.20% | |
| INE571A01038 | IPCA Laboratories Limited | Pharmaceuticals & Biotechnology | 6,20,769 | 8,959.56 | 1.10% | |
| INE398R01022 | Syngene International Limited | Healthcare Services | 11,24,795 | 8,398.28 | 1.03% | |
| INE376G01013 | Biocon Limited | Pharmaceuticals & Biotechnology | 22,84,222 | 8,281.45 | 1.01% | |
| INE600L01024 | Dr. Lal Path Labs Limited | Healthcare Services | 2,89,112 | 8,248.51 | 1.01% | |
| INE570L01029 | Sai Life Sciences Limited | Pharmaceuticals & Biotechnology | 10,87,513 | 7,142.79 | 0.88% | |
| INE191A01027 | Orchid Pharma Limited | Pharmaceuticals & Biotechnology | 4,92,727 | 6,962.23 | 0.85% | |
| INE203A01020 | AstraZeneca Pharma India Limited | Pharmaceuticals & Biotechnology | 64,078 | 4,636.11 | 0.57% | |
| INE873D01024 | Indoco Remedies Limited | Pharmaceuticals & Biotechnology | 18,34,924 | 4,586.39 | 0.56% | |
| INE168P01015 | Emcure Pharmaceuticals Limited | Pharmaceuticals & Biotechnology | 3,00,000 | 3,685.50 | 0.45% | |
| INE075I01017 | Healthcare Global Enterprises Limited | Healthcare Services | 5,71,998 | 2,927.49 | 0.36% | |
| INE967H01025 | Krishna Institute Of Medical Sciences Limited | Healthcare Services | 4,61,785 | 2,813.19 | 0.34% | |
| INE338H01029 | Concord Biotech Limited | Pharmaceuticals & Biotechnology | 1,11,738 | 2,407.56 | 0.30% | |
| | **Subtotal** | | | **8,04,956.43** | **98.65%** | |
| | **(b) UNLISTED** | | | **NIL** | **NIL** | **NIL** |
| | **Subtotal** | | | **NIL** | **NIL** | **NIL** |
| | **Total** | | | **8,04,956.43** | **98.65%** | |
| | **Money Market Instruments** | | | | | |
| | **Triparty Repo/ Reverse Repo Instrument** | | | | | |
| | Triparty Repo | | | 12,199.90 | 1.49% | |
| | **Total** | | | **12,199.90** | **1.49%** | |
| | **OTHERS** | | | | | |
| | Cash Margin - CCIL | | | 68.13 | 0.01% | |
| | **Total** | | | **68.13** | **0.01%** | |
| | **Net Current Assets** | | | **(1,150.60)** | **-0.15%** | |
| | **GRAND TOTAL** | | | **8,16,073.86** | **100.00%** | |

**SCHEME RISK-O-METER**

**BENCHMARK NAME - BSE HEALTHCARE TRI**

**BENCHMARK RISK-O-METER**

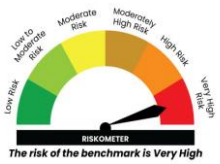

Data Classification: Public

**NIPPON INDIA CONSUMPTION FUND (An Open Ended Equity Scheme Following Consumption Theme)**

Index

**Monthly Portfolio Statement as on January 31,2025**

| ISIN | Name of the Instrument | Industry / Rating | Quantity | Market/Fair Value ( Rs. in Lacs) | % to NAV | YIELD |
|---|---|---|---|---|---|---|
| | **Equity & Equity related** | | | | | |
| | **(a) Listed / awaiting listing on Stock Exchanges** | | | | | |
| INE397D01024 | Bharti Airtel Limited | Telecom - Services | 9,65,000 | 15,693.80 | 7.19% | |
| INE030A01027 | Hindustan Unilever Limited | Diversified FMCG | 5,92,469 | 14,626.87 | 6.70% | |
| INE101A01026 | Mahindra & Mahindra Limited | Automobiles | 4,74,552 | 14,188.39 | 6.50% | |
| INE154A01025 | ITC Limited | Diversified FMCG | 24,00,000 | 10,740.00 | 4.92% | |
| INE102D01028 | Godrej Consumer Products Limited | Personal Products | 8,82,401 | 9,893.92 | 4.53% | |
| INE797F01020 | Jubilant Foodworks Limited | Leisure Services | 13,84,227 | 9,743.57 | 4.46% | |
| INE192R01011 | Avenue Supermarts Limited | Retailing | 2,10,201 | 7,703.13 | 3.53% | |
| INE686F01025 | United Breweries Limited | Beverages | 3,58,537 | 7,694.20 | 3.52% | |
| INE176B01034 | Havells India Limited | Consumer Durables | 4,90,569 | 7,683.29 | 3.52% | |
| INE854D01024 | United Spirits Limited | Beverages | 5,15,640 | 7,342.71 | 3.36% | |
| INE463A01038 | Berger Paints (I) Limited | Consumer Durables | 15,29,703 | 7,231.67 | 3.31% | |
| INE192A01025 | Tata Consumer Products Limited | Agricultural Food & other Products | 6,24,009 | 6,393.91 | 2.93% | |
| INE806T01020 | Sapphire Foods India Limited | Leisure Services | 21,49,174 | 6,224.01 | 2.85% | |
| INE066A01021 | Eicher Motors Limited | Automobiles | 1,18,099 | 6,134.42 | 2.81% | |
| INE280A01028 | Titan Company Limited | Consumer Durables | 1,71,828 | 5,997.23 | 2.75% | |
| INE761H01022 | Page Industries Limited | Textiles & Apparels | 12,311 | 5,505.92 | 2.52% | |
| INE917I01010 | Bajaj Auto Limited | Automobiles | 62,000 | 5,485.64 | 2.51% | |
| INE768C01010 | Zydus Wellness Limited | Food Products | 2,80,600 | 5,152.80 | 2.36% | |
| INE758T01015 | Zomato Limited | Retailing | 23,29,277 | 5,132.56 | 2.35% | |
| INE179A01014 | Procter & Gamble Hygiene and Health Care Limited | Personal Products | 33,773 | 4,897.29 | 2.24% | |
| INE646L01027 | InterGlobe Aviation Limited | Transport Services | 1,03,237 | 4,464.33 | 2.04% | |
| INE494B01023 | TVS Motor Company Limited | Automobiles | 1,79,000 | 4,399.64 | 2.01% | |
| INE849A01020 | Trent Limited | Retailing | 76,453 | 4,398.49 | 2.01% | |
| INE021A01026 | Asian Paints Limited | Consumer Durables | 1,90,000 | 4,371.52 | 2.00% | |
| INE388Y01029 | FSN E-Commerce Ventures Limited | Retailing | 25,79,577 | 4,356.91 | 1.99% | |
| INE0BJS01011 | Go Fashion (India) Limited | Retailing | 4,23,689 | 3,782.48 | 1.73% | |
| INE176A01028 | Bata India Limited | Consumer Durables | 2,61,053 | 3,385.34 | 1.55% | |
| INE355A01028 | Somany Ceramics Limited | Consumer Durables | 6,05,227 | 3,086.66 | 1.41% | |
| INE02YR01019 | Electronics Mart India Limited | Retailing | 19,73,165 | 2,898.18 | 1.33% | |
| INE142Z01019 | Orient Electric Limited | Consumer Durables | 11,14,635 | 2,448.30 | 1.12% | |
| INE825V01034 | Vedant Fashions Limited | Retailing | 2,43,538 | 2,274.16 | 1.04% | |
| INE710A01016 | VST Industries Limited | Cigarettes & Tobacco Products | 6,79,890 | 2,178.37 | 1.00% | |
| INE274F01020 | Westlife Foodworld Limited | Leisure Services | 2,78,004 | 2,017.89 | 0.92% | |
| INE417T01026 | PB Fintech Limited | Financial Technology (Fintech) | 90,540 | 1,563.44 | 0.72% | |
| INE935N01020 | Dixon Technologies (India) Limited | Consumer Durables | 9,812 | 1,470.42 | 0.67% | |
| INE317I01021 | Metro Brands Limited | Consumer Durables | 75,743 | 897.44 | 0.41% | |
| INE01EA01019 | Vishal Mega Mart Limited | Retailing | 3,70,880 | 400.36 | 0.18% | |
| | **Subtotal** | | | **2,11,859.26** | **96.99%** | |
| | **(b) UNLISTED** | | | **NIL** | **NIL** | **NIL** |
| | **Subtotal** | | | **NIL** | **NIL** | **NIL** |
| | **Total** | | | **2,11,859.26** | **96.99%** | |
| | **Money Market Instruments** | | | | | |
| | **Triparty Repo/ Reverse Repo Instrument** | | | | | |
| | Triparty Repo | | | 6,963.24 | 3.19% | |
| | **Total** | | | **6,963.24** | **3.19%** | |
| | **OTHERS** | | | | | |
| | Cash Margin - CCIL | | | 37.85 | 0.02% | |
| | **Total** | | | **37.85** | **0.02%** | |
| | **Net Current Assets** | | | **(444.00)** | **-0.20%** | |
| | **GRAND TOTAL** | | | **2,18,416.35** | **100.00%** | |

**SCHEME RISK-O-METER**

**BENCHMARK NAME - NIFTY INDIA CONSUMPTION TRI**

**BENCHMARK RISK-O-METER**

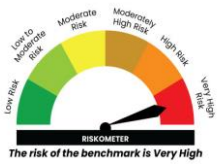

Data Classification: Public

**NIPPON INDIA BALANCED ADVANTAGE FUND (An Open Ended Dynamic Asset Allocation Fund)**

Index

**Monthly Portfolio Statement as on January 31,2025**

| ISIN | Name of the Instrument | Industry / Rating | Quantity | Market/Fair Value ( Rs. in Lacs) | %to NAV | YIELD |
|---|---|---|---|---|---|---|
| | **Equity & Equity related** | | | | | |
| | **(a) Listed / awaiting listing on Stock Exchanges** | | | | | |
| INE040A01034 | HDFC Bank Limited | Banks | 28.84.813 | 49.005.76 | 5.60% | |
| INE090A01021 | ICICI Bank Limited | Banks | 37.90.426 | 47.486.46 | 5.42% | |
| INE009A01021 | Infosys Limited | IT - Software | 20.72.950 | 38.967.31 | 4.45% | |
| INE397D01024 | Bharti Airtel Limited | Telecom - Services | 18.62.468 | 30.289.32 | 3.46% | |
| INE733E01010 | NTPC Limited | Power | 57.69.300 | 18.692.53 | 2.13% | |
| INE002A01018 | Reliance Industries Limited | Petroleum Products | 14.13.490 | 17.882.06 | 2.04% | |
| INE062A01020 | State Bank of India | Banks | 20.27.992 | 15.674.35 | 1.79% | |
| INE238A01034 | Axis Bank Limited | Banks | 15.89.434 | 15.673.41 | 1.79% | |
| INE018A01030 | Larsen & Toubro Limited | Construction | 4.32.495 | 15.428.83 | 1.76% | |
| INE797F01020 | Jubilant Foodworks Limited | Leisure Services | 21.10.048 | 14.852.63 | 1.70% | |
| INE030A01027 | Hindustan Unilever Limited | Diversified FMCG | 5.80.000 | 14.319.04 | 1.63% | |
| INE102D01028 | Godrej Consumer Products Limited | Personal Products | 11.63.000 | 13.040.14 | 1.49% | |
| INE101A01026 | Mahindra & Mahindra Limited | Automobiles | 4.32.676 | 12.936.36 | 1.48% | |
| INE467B01029 | Tata Consultancy Services Limited | IT - Software | 3.00.966 | 12.376.93 | 1.41% | |
| INE134E01011 | Power Finance Corporation Limited | Finance | 25.37.500 | 10.720.94 | 1.22% | |
| INE154A01025 | ITC Limited | Diversified FMCG | 20.52.915 | 9.186.79 | 1.05% | |
| INE192R01011 | Avenue Supermarts Limited | Retailing | 2.46.618 | 9.037.69 | 1.03% | |
| INE066A01021 | Eicher Motors Limited | Automobiles | 1.65.000 | 8.570.60 | 0.98% | |
| INE585B01010 | Maruti Suzuki India Limited | Automobiles | 68.055 | 8.378.01 | 0.96% | |
| INE176B01034 | Havells India Limited | Consumer Durables | 5.04.908 | 7.907.87 | 0.90% | |
| INE765G01017 | ICICI Lombard General Insurance Company Limited | Insurance | 4.16.000 | 7.731.36 | 0.88% | |
| INE795G01014 | HDFC Life Insurance Company Limited | Insurance | 11.80.000 | 7.528.99 | 0.86% | |
| INE686F01025 | United Breweries Limited | Beverages | 3.43.276 | 7.366.70 | 0.84% | |
| INE296A01024 | Bajaj Finance Limited | Finance | 90.729 | 7.154.07 | 0.82% | |
| INE00R701025 | Dalmia Bharat Limited | Cement & Cement Products | 3.78.898 | 7.071.56 | 0.81% | |
| INE245A01021 | Tata Power Company Limited | Power | 18.75.000 | 6.834.38 | 0.78% | |
| INE761H01022 | Page Industries Limited | Textiles & Apparels | 14.915 | 6.670.52 | 0.76% | |
| INE463A01038 | Berger Paints (I) Limited | Consumer Durables | 14.09.603 | 6.663.90 | 0.76% | |
| INE214T01019 | LTIMindtree Limited | IT - Software | 1.12.500 | 6.653.42 | 0.76% | |
| INE417T01026 | PB Fintech Limited | Financial Technology (Fintech) | 3.65.799 | 6.316.62 | 0.72% | |
| INE121J01017 | Indus Towers Limited | Telecom - Services | 17.95.342 | 6.233.43 | 0.71% | |
| INE067A01029 | CG Power and Industrial Solutions Limited | Electrical Equipment | 9.75.000 | 6.189.79 | 0.71% | |
| INE571A01038 | IPCA Laboratories Limited | Pharmaceuticals & Biotechnology | 4.12.787 | 5.957.75 | 0.68% | |
| INE123W01016 | SBI Life Insurance Company Limited | Insurance | 4.01.559 | 5.957.53 | 0.68% | |
| INE854D01024 | United Spirits Limited | Beverages | 4.03.750 | 5.749.40 | 0.66% | |
| INE935N01020 | Dixon Technologies (India) Limited | Consumer Durables | 38.361 | 5.748.76 | 0.66% | |
| INE388Y01029 | FSN E-Commerce Ventures Limited | Retailing | 33.66.640 | 5.686.25 | 0.65% | |
| INE465A01025 | Bharat Forge Limited | Auto Components | 4.39.692 | 5.382.05 | 0.61% | |
| INE768C01010 | Zydus Wellness Limited | Food Products | 2.85.262 | 5.238.41 | 0.60% | |
| INE775A01035 | Samvardhana Motherson International Limited | Auto Components | 36.00.000 | 5.085.36 | 0.58% | |
| INE269A01021 | Sonata Software Limited | IT - Software | 9.24.617 | 4.891.22 | 0.56% | |
| INE758T01015 | Zomato Limited | Retailing | 22.07.482 | 4.864.19 | 0.56% | |
| INE095A01012 | IndusInd Bank Limited | Banks | 4.90.179 | 4.858.65 | 0.55% | |
| INE786A01032 | JK Lakshmi Cement Limited | Cement & Cement Products | 5.90.053 | 4.744.62 | 0.54% | |
| INE089A01031 | Dr. Reddy's Laboratories Limited | Pharmaceuticals & Biotechnology | 3.70.000 | 4.504.20 | 0.51% | |
| INE646L01027 | InterGlobe Aviation Limited | Transport Services | 1.02.859 | 4.447.98 | 0.51% | |
| INE047A01021 | Grasim Industries Limited | Cement & Cement Products | 1.76.155 | 4.419.46 | 0.50% | |
| INE257A01026 | Bharat Heavy Electricals Limited | Electrical Equipment | 21.00.000 | 4.369.89 | 0.50% | |
| INE326A01037 | Lupin Limited | Pharmaceuticals & Biotechnology | 2.05.906 | 4.283.77 | 0.49% | |
| INE982J01020 | One 97 Communications Limited | Financial Technology (Fintech) | 5.50.000 | 4.266.63 | 0.49% | |
| INE066F01020 | Hindustan Aeronautics Limited | Aerospace & Defense | 1.05.000 | 4.133.64 | 0.47% | |
| INE470A01017 | 3M India Limited | Diversified | 13.382 | 4.000.18 | 0.46% | |
| INE094A01015 | Hindustan Petroleum Corporation Limited | Petroleum Products | 9.71.387 | 3.479.99 | 0.40% | |
| INE376G01013 | Biocon Limited | Pharmaceuticals & Biotechnology | 8.99.999 | 3.262.95 | 0.37% | |
| INE068V01023 | Gland Pharma Limited | Pharmaceuticals & Biotechnology | 2.09.248 | 3.190.51 | 0.36% | |
| INE148O01028 | Delhivery Limited | Transport Services | 9.64.127 | 3.095.33 | 0.35% | |
| INE437A01024 | Apollo Hospitals Enterprise Limited | Healthcare Services | 45.000 | 3.064.73 | 0.35% | |
| INE120A01034 | Carborundum Universal Limited | Industrial Products | 2.55.831 | 3.035.95 | 0.35% | |
| INE117A01022 | ABB India Limited | Electrical Equipment | 50.000 | 2.937.33 | 0.34% | |
| INE749A01030 | Jindal Steel & Power Limited | Ferrous Metals | 3.67.787 | 2.911.22 | 0.33% | |
| INE081A01020 | Tata Steel Limited | Ferrous Metals | 20.00.000 | 2.692.40 | 0.31% | |
| INE917I01010 | Bajaj Auto Limited | Automobiles | 30.407 | 2.690.35 | 0.31% | |
| INE872J01023 | Devyani International Limited | Leisure Services | 15.94.305 | 2.688.80 | 0.31% | |
| INE570A01022 | ION Exchange (India) Limited | Other Utilities | 4.47.556 | 2.603.21 | 0.30% | |
| INE263A01024 | Bharat Electronics Limited | Aerospace & Defense | 8.53.598 | 2.498.05 | 0.29% | |
| INE142Z01019 | Orient Electric Limited | Consumer Durables | 1.77.080 | 388.96 | 0.04% | |
| INE726G01019 | ICICI Prudential Life Insurance Company Limited | Insurance | 24.750 | 152.46 | 0.02% | |
| | **Subtotal** | | | **5.90.123.95** | **67.39%** | |
| | **(b) UNLISTED** | | | **NIL** | **NIL** | **NIL** |
| | **Subtotal** | | | **NIL** | **NIL** | **NIL** |
| | **Total** | | | **5.90.123.95** | **67.39%** | |
| | **InvIT** | | | | | |
| INE0NR623014 | Cube Highways Trust-InvIT Fund | Transport Infrastructure | 96.00.000 | 11.712.00 | 1.34% | |
| INE0H7R23014 | National Highways Infra Trust | Transport Infrastructure | 52.14.140 | 6.809.67 | 0.78% | |
| | **Subtotal** | | | **18.521.67** | **2.12%** | |
| | **Total** | | | **18.521.67** | **2.12%** | |
| | **REIT** | | | | | |
| INE0FDU25010 | Brookfield India Real Estate Trust | Realty | 25.27.644 | 7.535.67 | 0.86% | |
| INE0CCU25019 | Mindspace Business Parks REIT | Realty | 17.68.278 | 6.613.36 | 0.76% | |
| INE0NDH25011 | Nexus Select Trust - REIT | Realty | 31.50.000 | 4.367.16 | 0.50% | |
| | **Subtotal** | | | **18.516.19** | **2.12%** | |
| | **Total** | | | **18.516.19** | **2.12%** | |
| | **Debt Instruments** | | | | | |
| | **(a) Listed / awaiting listing on Stock Exchange** | | | | | |
| | **Floating Rate Note** | | | | | |
| INE721A07RI7 | Shriram Finance Limited** | CRISIL AA+ | 200 | 200.33 | 0.02% | 8.26% |
| | **Government Securities** | | | | | |
| IN0020230077 | 7.18% Government of India | SOVEREIGN | 1.36.00.000 | 13.983.70 | 1.60% | 6.96% |
| IN0020240019 | 7.1% Government of India | SOVEREIGN | 1.25.00.000 | 12.800.80 | 1.46% | 6.86% |
| IN0020240027 | 7.23% Government of India | SOVEREIGN | 1.15.00.000 | 11.906.46 | 1.36% | 6.95% |
| IN0020230036 | 7.17% Government of India | SOVEREIGN | 50.00.000 | 5.108.09 | 0.58% | 6.78% |
| IN0020220011 | 7.1% Government of India | SOVEREIGN | 50.00.000 | 5.082.97 | 0.58% | 6.75% |
| IN0020230085 | 7.18% Government of India | SOVEREIGN | 35.00.000 | 3.595.71 | 0.41% | 6.87% |
| IN0020220144 | 7.29% Government of India | SOVEREIGN | 13.59.400 | 1.404.50 | 0.16% | 6.86% |
| IN3120210361 | 7.03% State Government Securities | SOVEREIGN | 5.00.000 | 499.85 | 0.06% | 7.16% |
| IN0020210160 | 7.3% Government of India | SOVEREIGN | 1.00.000 | 100.40 | 0.01% | 7.35% |
| IN0020120062 | 8.3% Government of India | SOVEREIGN | 18.200 | 20.73 | $0.00% | 7.05% |
| IN2920220356 | 7.84% State Government Securities | SOVEREIGN | 4.400 | 4.69 | $0.00% | 7.27% |
| IN3120210296 | 7.04% State Government Securities | SOVEREIGN | 400 | 0.40 | $0.00% | 7.16% |
| | **Non Convertible Debentures** | | | | | |
| INE414G07IS4 | 8.85% Muthoot Finance Limited** | CRISIL AA+ | 7.500 | 7.538.93 | 0.86% | 8.68% |
| INE08BR07029 | 8.08% Suryapet Khammam Road Pvt Ltd** | CARE AAA | 7.500 | 7.412.05 | 0.85% | 8.22% |
| INE795G08035 | 8.05% HDFC Life Insurance Company Limited** | ICRA AAA | 6.000 | 6.012.28 | 0.69% | 8.00% |
| INE522D07CD6 | 8.8% Manappuram Finance Limited** | CRISIL AA | 6.000 | 5.988.37 | 0.68% | 8.86% |
| INE261F08DO9 | 7.4% National Bank For Agriculture and Rural Development | CRISIL AAA | 525 | 5.234.11 | 0.60% | 7.72% |
| INE756I08256 | 8.4% HDB Financial Services Limited** | CRISIL AAA | 5.000 | 5.062.99 | 0.58% | 8.19% |
| INE296A07SV1 | 7.82% Bajaj Finance Limited | CRISIL AAA | 5.000 | 5.057.48 | 0.58% | 7.45% |
| INE041007159 | 7.73% Embassy Office Parks REIT** | CRISIL AAA | 5.000 | 5.000.98 | 0.57% | 7.95% |
| INE0NDH07035 | 7.72% Nexus Select Trust - REIT** | CRISIL AAA | 5.000 | 4.998.89 | 0.57% | 7.95% |
| INE04MH07034 | 9% Antus Finance India Private Limited** | CARE AA- | 5.000 | 4.928.05 | 0.56% | 10.54% |
| INE507T07070 | 7.4% Summit Digitel Infrastructure Limited** | CRISIL AAA | 450 | 4.462.07 | 0.51% | 7.89% |
| INE537P07836 | 7.93% India Infradebt Limited** | CRISIL AAA | 4.000 | 4.038.34 | 0.46% | 7.78% |
| INE484J08089 | 8.4% Godrej Properties Limited** | ICRA AA+ | 3.500 | 3.515.18 | 0.40% | 8.22% |
| INE020B08EL2 | 7.44% REC Limited** | CRISIL AAA | 3.300 | 3.291.99 | 0.38% | 7.63% |
| INE896L07934 | 9.85% IndoStar Capital Finance Limited** | CRISIL AA- | 3.100 | 3.093.86 | 0.35% | 10.46% |
| INE01MM08012 | 8.35% SBI General Insurance Company Limited** | CRISIL AAA | 3.000 | 3.050.03 | 0.35% | 7.96% |
| INE507T07096 | 8.05% Summit Digitel Infrastructure Limited** | CRISIL AAA | 300 | 3.024.57 | 0.35% | 7.89% |
| INE0KZX07023 | 8.6% Infopark Properties Limited** | CARE AA- | 3.000 | 3.006.01 | 0.34% | 8.38% |
| INE233A08154 | 8.1% Godrej Industries Limited** | CRISIL AA+ | 3.000 | 2.990.91 | 0.34% | 8.22% |
| INE530B07419 | 9.8% IIFL Finance Limited** | CRISIL AA | 3.000 | 2.989.90 | 0.34% | 10.62% |
| INE0CCU07116 | 7.96% Mindspace Business Parks REIT** | CRISIL AAA | 2.500 | 2.531.22 | 0.29% | 7.83% |
| INE774D07VF8 | 8.18% Mahindra & Mahindra Financial Services Limited** | CRISIL AAA | 2.500 | 2.520.25 | 0.29% | 7.37% |
| INE936D07182 | 7.9% Jamnagar Utilities & Power Private Limited** | CRISIL AAA | 2.500 | 2.518.37 | 0.29% | 7.63% |
| INE134E08MC7 | 7.77% Power Finance Corporation Limited | CRISIL AAA | 2.500 | 2.505.70 | 0.29% | 7.62% |
| INE248U07EO0 | 9.41% 360 One Prime Limited** | CRISIL AA | 2.50.000 | 2.501.49 | 0.29% | 9.34% |
| INE055A08060 | 8.55% Aditya Birla Real Estate Limited** | CRISIL AA | 2.500 | 2.499.70 | 0.29% | 8.53% |
| INE896L07975 | 9.95% IndoStar Capital Finance Limited** | CARE AA- | 2.500 | 2.495.46 | 0.28% | 10.44% |
| INE556F08KE8 | 7.47% Small Industries Dev Bank of India** | ICRA AAA | 250 | 2.491.97 | 0.28% | 7.84% |
| INE692A08094 | 7.42% Union Bank of India** | CRISIL AAA | 250 | 2.475.29 | 0.28% | 7.63% |
| INE124N07697 | 9.25% SK Finance Limited** | ICRA AA- | 2.500 | 2.469.52 | 0.28% | 9.83% |
| INE813H07259 | 8.65% Torrent Power Limited** | CRISIL AA+ | 200 | 2.087.21 | 0.24% | 7.83% |
| INE414G07JG7 | 9.09% Muthoot Finance Limited** | CRISIL AA+ | 2.000 | 2.032.93 | 0.23% | 8.60% |
| INE121A08PP7 | 9.1% Cholamandalam Investment and Finance Company Ltd** | ICRA AA+ | 2.000 | 2.007.66 | 0.23% | 9.00% |
| INE062A08264 | 5.83% State Bank of India** | CRISIL AAA | 200 | 1.963.40 | 0.22% | 6.21% |
| INE1C3207016 | 9.35% Telangana State Industrial Infrastructure Corporation Limited | FITCH AA(CE) | 1.500 | 1.542.59 | 0.18% | 9.20% |
| INE1C3207024 | 9.35% Telangana State Industrial Infrastructure Corporation Limited | FITCH AA(CE) | 1.500 | 1.539.18 | 0.18% | 9.21% |
| INE1C3207040 | 9.35% Telangana State Industrial Infrastructure Corporation Limited | FITCH AA(CE) | 1.500 | 1.536.55 | 0.18% | 9.15% |
| INE1C3207032 | 9.35% Telangana State Industrial Infrastructure Corporation Limited | FITCH AA(CE) | 1.500 | 1.536.55 | 0.18% | 9.20% |
| INE1C3207065 | 9.35% Telangana State Industrial Infrastructure Corporation Limited | FITCH AA(CE) | 1.500 | 1.530.33 | 0.17% | 9.18% |
| INE1C3207073 | 9.35% Telangana State Industrial Infrastructure Corporation Limited | FITCH AA(CE) | 1.500 | 1.527.42 | 0.17% | 9.15% |
| INE1C3207081 | 9.35% Telangana State Industrial Infrastructure Corporation Limited | FITCH AA(CE) | 1.500 | 1.520.25 | 0.17% | 9.20% |
| INE1C3207057 | 9.35% Telangana State Industrial Infrastructure Corporation Limited | FITCH AA(CE) | 1.500 | 1.513.77 | 0.17% | 9.24% |
| INE896L07983 | 10.5% IndoStar Capital Finance Limited** | CARE AA- | 1.50.000 | 1.499.04 | 0.17% | 10.46% |
| INE019A08033 | 8.25% JSW Steel Limited** | ICRA AA | 150 | 1.498.07 | 0.17% | 8.33% |
| INE020B08AH8 | 7.95% REC Limited** | CRISIL AAA | 100 | 1.008.12 | 0.12% | 7.51% |
| INE787H08154 | 7.47% India Infrastructure Fin Co Ltd** | CARE AAA | 1.000 | 999.17 | 0.11% | 7.49% |
| INE530B07450 | 9.9% IIFL Finance Limited** | CRISIL AA | 1.000 | 992.92 | 0.11% | 10.61% |
| INE377Y07508 | 7.89% Bajaj Housing Finance Limited** | CRISIL AAA | 500 | 508.51 | 0.06% | 7.62% |
| INE261F08EH1 | 7.62% National Bank For Agriculture and Rural Development** | CRISIL AAA | 500 | 503.28 | 0.06% | 7.42% |
| INE557F08FY4 | 7.59% National Housing Bank** | CRISIL AAA | 500 | 502.54 | 0.06% | 7.34% |
| INE414G07IG9 | 8.43% Muthoot Finance Limited** | CRISIL AA+ | 500 | 498.08 | 0.06% | 8.65% |
| INE134E08JP5 | 7.85% Power Finance Corporation Limited** | CRISIL AAA | 40 | 405.36 | 0.05% | 7.50% |
| INE233A08063 | 8.35% Godrej Industries Limited** | CRISIL AA+ | 400 | 400.61 | 0.05% | 8.19% |
| INE377Y07359 | 7.89% Bajaj Housing Finance Limited** | CRISIL AAA | 20 | 202.84 | 0.02% | 7.63% |
| INE092T08592 | 8.9% IDFC First Bank Limited** | ICRA AA+ | 10 | 100.32 | 0.01% | 8.32% |
| | **Zero Coupon Bonds** | | | | | |
| INE0H7R07066 | National Highways Infra Trust** | CARE AAA | 3.750 | 1.916.25 | 0.22% | 7.75% |
| INE0H7R07058 | National Highways Infra Trust** | CARE AAA | 3.750 | 1.778.43 | 0.20% | 7.75% |
| | **Subtotal** | | | **2.03.565.97** | **23.25%** | |
| | **(b) Privately placed / Unlisted** | | | **NIL** | **NIL** | **NIL** |
| | **Subtotal** | | | **NIL** | **NIL** | **NIL** |
| | **(c) Securitised Debt** | | | | | |
| INE1CBK15011 | India Universal Trust** | CRISIL AAA(SO) | 50 | 4.507.70 | 0.51% | 8.35% |
| INE0UOJ15015 | Vajra Trust** | ICRA AA+(SO) | 30 | 1.944.33 | 0.22% | 10.21% |
| INE10VT15022 | Vajra Trust** | ICRA AAA(SO) | 20 | 1.909.62 | 0.22% | 10.11% |
| | **Subtotal** | | | **8.361.65** | **0.95%** | |
| | **Total** | | | **2.11.927.62** | **24.20%** | |
| | **Money Market Instruments** | | | | | |
| | **Certificate of Deposit** | | | | | |
| INE238AD6918 | Axis Bank Limited** | CRISIL A1+ | 1.000 | 4.778.79 | 0.55% | 7.68% |
| | **Triparty Repo/ Reverse Repo Instrument** | | | | | |
| | Triparty Repo | | | 18.940.66 | 2.16% | |
| | **Total** | | | **23.719.45** | **2.71%** | |
| | **Exchange Traded Funds** | | | | | |
| INF204KB15D0 | Nippon India ETF BSE Sensex Next 50 | | 33.68.092 | 2.727.14 | 0.31% | |
| | **Total** | | | **2.727.14** | **0.31%** | |
| | **OTHERS** | | | | | |
| | Cash Margin - Derivatives | | | 7.000.00 | 0.80% | |
| | Cash Margin - CCIL | | | 25.23 | $0.00% | |
| | **Total** | | | **7.025.23** | **0.80%** | |
| | **Net Current Assets** | | | **3.222.78** | **0.35%** | |
| | **GRAND TOTAL** | | | **8.75.784.03** | **100.00%** | |

**** Non Traded Securities/Illiquid Securities**
**$ Less Than 0.01% of NAV**

**Details of Stock Future / Index Future**

| Long/Short | Name of the Instrument | Industry | Quantity. | Market/Fair Value (Rs. in Lacs). | %to NAV. |
|---|---|---|---|---|---|
| Short | HDFC Bank Limited 27/02/2025 | Banks | 598950 | 10.225.27 | 1.17% |
| Short | ICICI Bank Limited 27/02/2025 | Banks | 786100 | 9.884.81 | 1.13% |
| Short | Infosys Limited 27/02/2025 | IT - Software | 435600 | 8.224.56 | 0.94% |
| Short | Bharti Airtel Limited 27/02/2025 | Telecom - Services | 394250 | 6.440.67 | 0.74% |
| Short | NTPC Limited 27/02/2025 | Power | 1276500 | 4.154.37 | 0.47% |
| Short | Reliance Industries Limited 27/02/2025 | Petroleum Products | 302000 | 3.835.55 | 0.44% |
| Short | State Bank of India 27/02/2025 | Banks | 430500 | 3.339.82 | 0.38% |
| Short | Larsen & Toubro Limited 27/02/2025 | Construction | 93000 | 3.328.70 | 0.38% |
| Short | Axis Bank Limited 27/02/2025 | Banks | 330625 | 3.274.68 | 0.37% |
| Short | Jubilant Foodworks Limited 27/02/2025 | Leisure Services | 447500 | 3.162.93 | 0.36% |
| Short | Hindustan Unilever Limited 27/02/2025 | Diversified FMCG | 123000 | 3.051.45 | 0.35% |
| Short | Mahindra & Mahindra Limited 27/02/2025 | Automobiles | 92225 | 2.773.53 | 0.32% |
| Short | Godrej Consumer Products Limited 27/02/2025 | Personal Products | 245500 | 2.754.63 | 0.31% |
| Short | Tata Consultancy Services Limited 27/02/2025 | IT - Software | 63700 | 2.633.10 | 0.30% |
| Short | Power Finance Corporation Limited 27/02/2025 | Finance | 549900 | 2.315.35 | 0.26% |
| Short | Avenue Supermarts Limited 27/02/2025 | Retailing | 52800 | 1.943.17 | 0.22% |
| Short | ITC Limited 27/02/2025 | Diversified FMCG | 436800 | 1.939.83 | 0.22% |
| Short | Eicher Motors Limited 27/02/2025 | Automobiles | 34825 | 1.817.52 | 0.21% |
| Short | Maruti Suzuki India Limited 27/02/2025 | Automobiles | 14550 | 1.793.56 | 0.20% |
| Short | Havells India Limited 27/02/2025 | Consumer Durables | 107000 | 1.681.13 | 0.19% |
| Short | ICICI Lombard General Insurance Company Limited 27/02/2025 | Insurance | 89500 | 1.672.93 | 0.19% |
| Short | United Breweries Limited 27/02/2025 | Beverages | 73200 | 1.579.77 | 0.18% |
| Short | HDFC Life Insurance Company Limited 27/02/2025 | Insurance | 245300 | 1.572.13 | 0.18% |
| Short | Tata Power Company Limited 27/02/2025 | Power | 403650 | 1.478.77 | 0.17% |
| Short | CG Power and Industrial Solutions Limited 27/02/2025 | Electrical Equipment | 226925 | 1.450.05 | 0.17% |
| Short | LTIMindtree Limited 27/02/2025 | IT - Software | 24150 | 1.427.66 | 0.16% |
| Short | Page Industries Limited 27/02/2025 | Textiles & Apparels | 3180 | 1.422.26 | 0.16% |
| Short | PB Fintech Limited 27/02/2025 | Financial Technology (Fintech) | 80600 | 1.395.23 | 0.16% |
| Short | Indus Towers Limited 27/02/2025 | Telecom - Services | 385900 | 1.345.63 | 0.15% |
| Short | IPCA Laboratories Limited 27/02/2025 | Pharmaceuticals & Biotechnology | 89700 | 1.299.04 | 0.15% |
| Short | Bajaj Finance Limited 27/02/2025 | Finance | 16375 | 1.298.68 | 0.15% |
| Short | SBI Life Insurance Company Limited 27/02/2025 | Insurance | 85875 | 1.278.25 | 0.15% |
| Short | United Spirits Limited 27/02/2025 | Beverages | 86800 | 1.242.50 | 0.14% |
| Short | Bharat Forge Limited 27/02/2025 | Auto Components | 94000 | 1.151.88 | 0.13% |
| Short | Samvardhana Motherson International Limited 27/02/2025 | Auto Components | 770350 | 1.094.67 | 0.12% |
| Short | IndusInd Bank Limited 27/02/2025 | Banks | 104000 | 1.037.92 | 0.12% |
| Short | Zomato Limited 27/02/2025 | Retailing | 464000 | 1.028.22 | 0.12% |
| Short | Bharat Heavy Electricals Limited 27/02/2025 | Electrical Equipment | 464625 | 969.67 | 0.11% |
| Short | Lupin Limited 27/02/2025 | Pharmaceuticals & Biotechnology | 45050 | 940.91 | 0.11% |
| Short | InterGlobe Aviation Limited 27/02/2025 | Transport Services | 21600 | 936.24 | 0.11% |
| Short | Bharat Electronics Limited 27/02/2025 | Aerospace & Defense | 319200 | 936.21 | 0.11% |
| Short | One 97 Communications Limited 27/02/2025 | Financial Technology (Fintech) | 118950 | 928.64 | 0.11% |
| Short | Hindustan Aeronautics Limited 27/02/2025 | Aerospace & Defense | 23250 | 918.51 | 0.10% |
| Short | Dr. Reddy's Laboratories Limited 27/02/2025 | Pharmaceuticals & Biotechnology | 67500 | 823.23 | 0.09% |
| Short | Hindustan Petroleum Corporation Limited 27/02/2025 | Petroleum Products | 206550 | 739.66 | 0.08% |
| Short | Grasim Industries Limited 27/02/2025 | Cement & Cement Products | 29000 | 730.39 | 0.08% |
| Short | Biocon Limited 27/02/2025 | Pharmaceuticals & Biotechnology | 197500 | 720.68 | 0.08% |
| Short | Apollo Hospitals Enterprise Limited 27/02/2025 | Healthcare Services | 9500 | 650.87 | 0.07% |
| Short | ABB India Limited 27/02/2025 | Electrical Equipment | 10875 | 642.98 | 0.07% |
| Short | Jindal Steel & Power Limited 27/02/2025 | Ferrous Metals | 78750 | 625.00 | 0.07% |
| Short | Bajaj Auto Limited 27/02/2025 | Automobiles | 6450 | 573.97 | 0.07% |
| Short | Tata Steel Limited 27/02/2025 | Ferrous Metals | 418000 | 565.09 | 0.06% |

**Disclosure of Yield to Call**

"With Reference to " AMFI Best Practices Guidelines Circular No. 91/ 2020 – 21 on Valuation of AT-1 Bonds and Tier 2 Bonds" disclosure of Yield to Call as follows"

| isin_code | security_name | Yield to Call |
|---|---|---|
| INE062A08264 | 5.83% SBI Sr3 BSIII Tier2 (M26/10/30)CALL24/10/25 | 8.37% |
| INE692A08094 | 7.42% Union Bk of Ind BSIII Tier2 NCD (MD16/09/30) | 8.85% |

**SCHEME RISK-O-METER**




*The risk of the scheme is Very High*

**BENCHMARK NAME - CRISIL HYBRID 50+50 - MODERATE INDEX**
**BENCHMARK RISK-O-METER**




*The risk of the benchmark is High*

Data Classification: Public

**Nippon India Dynamic Bond Fund (An open ended dynamic debt scheme investing across duration. Relatively High interest rate risk and Relatively Low Credit Risk.)**

Index

**Monthly Portfolio Statement as on January 31,2025**

| ISIN | Name of the Instrument | Industry / Rating | Quantity | Market/Fair Value ( Rs. in Lacs) | % to NAV | YIELD |
|---|---|---|---|---|---|---|
| | **Debt Instruments** | | | | | |
| | **(a) Listed / awaiting listing on Stock Exchange** | | | | | |
| | **Government Securities** | | | | | |
| IN2220200017 | 7.83% State Government Securities | SOVEREIGN | 2,94,00,000 | 30,398.87 | 7.09% | 7.16% |
| IN2220220148 | 7.78% State Government Securities | SOVEREIGN | 2,41,00,200 | 24,934.21 | 5.82% | 7.16% |
| IN3120210296 | 7.04% State Government Securities | SOVEREIGN | 2,30,78,300 | 23,081.55 | 5.39% | 7.16% |
| IN0020230036 | 7.17% Government of India | SOVEREIGN | 1,40,00,000 | 14,302.65 | 3.34% | 6.78% |
| IN2220220130 | 7.7% State Government Securities | SOVEREIGN | 1,35,00,000 | 13,916.65 | 3.25% | 7.16% |
| IN2220220122 | 7.76% State Government Securities | SOVEREIGN | 1,25,00,000 | 12,918.21 | 3.01% | 7.16% |
| IN3120210346 | 7.02% State Government Securities | SOVEREIGN | 1,25,00,000 | 12,491.21 | 2.91% | 7.16% |
| IN2220220080 | 7.86% State Government Securities | SOVEREIGN | 1,10,00,000 | 11,398.41 | 2.66% | 7.16% |
| IN1520200123 | 6.65% State Government Securities | SOVEREIGN | 1,12,00,000 | 11,008.10 | 2.57% | 7.15% |
| IN2220200025 | 7.6% State Government Securities | SOVEREIGN | 1,05,00,000 | 10,754.08 | 2.51% | 7.16% |
| IN1920190213 | 7.09% State Government Securities | SOVEREIGN | 1,03,21,200 | 10,350.66 | 2.41% | 7.14% |
| IN2220230022 | 7.49% State Government Securities | SOVEREIGN | 1,00,30,000 | 10,225.87 | 2.39% | 7.16% |
| IN1520190183 | 7.17% State Government Securities | SOVEREIGN | 1,00,00,000 | 10,056.64 | 2.35% | 7.15% |
| IN3120210254 | 6.66% State Government Securities | SOVEREIGN | 1,00,00,000 | 9,863.14 | 2.30% | 7.12% |
| IN1920190197 | 6.97% State Government Securities | SOVEREIGN | 90,00,000 | 8,982.32 | 2.10% | 7.14% |
| IN0020230135 | 7.32% Government of India | SOVEREIGN | 85,00,000 | 8,758.21 | 2.04% | 6.79% |
| IN3120200016 | 7.75% State Government Securities | SOVEREIGN | 85,00,000 | 8,753.35 | 2.04% | 7.17% |
| IN1520200156 | 6.7% State Government Securities | SOVEREIGN | 79,10,800 | 7,791.54 | 1.82% | 7.15% |
| IN3120200115 | 6.6% State Government Securities | SOVEREIGN | 79,39,300 | 7,788.06 | 1.82% | 7.15% |
| IN1920200053 | 6.58% State Government Securities | SOVEREIGN | 75,00,000 | 7,355.85 | 1.72% | 7.14% |
| IN3120200222 | 6.33% State Government Securities | SOVEREIGN | 72,89,000 | 7,060.15 | 1.65% | 7.15% |
| IN2220220023 | 7.18% State Government Securities | SOVEREIGN | 70,00,000 | 7,047.54 | 1.64% | 7.14% |
| IN2220220213 | 7.69% State Government Securities | SOVEREIGN | 65,00,000 | 6,708.02 | 1.57% | 7.16% |
| IN3120200362 | 6.95% State Government Securities | SOVEREIGN | 65,00,000 | 6,477.66 | 1.51% | 7.14% |
| IN0020210095 | 6.1% Government of India | SOVEREIGN | 62,22,200 | 6,027.95 | 1.41% | 6.82% |
| IN1920200491 | 6.52% State Government Securities | SOVEREIGN | 58,94,400 | 5,755.25 | 1.34% | 7.14% |
| IN1520200354 | 6.9% State Government Securities | SOVEREIGN | 55,00,000 | 5,469.80 | 1.28% | 7.15% |
| IN1520190217 | 7.04% State Government Securities | SOVEREIGN | 46,52,200 | 4,653.52 | 1.09% | 7.15% |
| IN1920190106 | 7.17% State Government Securities | SOVEREIGN | 45,00,000 | 4,532.45 | 1.06% | 7.11% |
| IN2220200322 | 6.52% State Government Securities | SOVEREIGN | 45,69,600 | 4,462.87 | 1.04% | 7.14% |
| IN1920200137 | 6.48% State Government Securities | SOVEREIGN | 45,00,000 | 4,391.05 | 1.02% | 7.14% |
| IN2220220171 | 7.72% State Government Securities | SOVEREIGN | 41,46,700 | 4,284.92 | 1.00% | 7.16% |
| IN1520220238 | 7.68% State Government Securities | SOVEREIGN | 40,00,000 | 4,105.90 | 0.96% | 7.17% |
| IN2220200280 | 6.56% State Government Securities | SOVEREIGN | 41,14,100 | 4,026.89 | 0.94% | 7.14% |
| IN2120190144 | 7.04% State Government Securities | SOVEREIGN | 40,00,000 | 4,001.96 | 0.93% | 7.15% |
| IN2220200033 | 6.54% State Government Securities | SOVEREIGN | 40,19,800 | 3,936.00 | 0.92% | 7.14% |
| IN1920200533 | 6.51% State Government Securities | SOVEREIGN | 40,00,000 | 3,903.26 | 0.91% | 7.14% |
| IN1920200020 | 7.93% State Government Securities | SOVEREIGN | 35,00,000 | 3,654.37 | 0.85% | 7.16% |
| IN2220190077 | 7.17% State Government Securities | SOVEREIGN | 35,00,000 | 3,523.67 | 0.82% | 7.12% |
| IN1520230138 | 7.55% State Government Securities | SOVEREIGN | 31,79,500 | 3,263.80 | 0.76% | 7.18% |
| IN1920180156 | 8.22% State Government Securities | SOVEREIGN | 30,00,000 | 3,170.00 | 0.74% | 7.17% |
| IN1520200172 | 6.84% State Government Securities | SOVEREIGN | 30,00,000 | 2,973.87 | 0.69% | 7.15% |
| IN3120200255 | 6.5% State Government Securities | SOVEREIGN | 30,00,000 | 2,927.78 | 0.68% | 7.15% |
| IN1520230278 | 7.43% State Government Securities | SOVEREIGN | 25,00,000 | 2,547.16 | 0.59% | 7.16% |
| IN2220190036 | 7.39% State Government Securities | SOVEREIGN | 25,00,000 | 2,541.13 | 0.59% | 7.14% |
| IN2020200092 | 6.63% State Government Securities | SOVEREIGN | 25,00,000 | 2,452.04 | 0.57% | 7.19% |
| IN3120200347 | 6.57% State Government Securities | SOVEREIGN | 25,00,000 | 2,445.95 | 0.57% | 7.14% |
| IN3120200214 | 6.41% State Government Securities | SOVEREIGN | 25,00,000 | 2,430.63 | 0.57% | 7.15% |
| IN3120200065 | 6.73% State Government Securities | SOVEREIGN | 24,45,200 | 2,412.92 | 0.56% | 7.15% |
| IN2120200109 | 6.57% State Government Securities | SOVEREIGN | 22,00,000 | 2,156.04 | 0.50% | 7.14% |
| IN3120210361 | 7.03% State Government Securities | SOVEREIGN | 20,00,000 | 1,999.39 | 0.47% | 7.16% |
| IN3120200289 | 6.66% State Government Securities | SOVEREIGN | 20,00,000 | 1,966.22 | 0.46% | 7.15% |
| IN1520200198 | 6.46% State Government Securities | SOVEREIGN | 20,00,000 | 1,946.90 | 0.45% | 7.15% |
| IN3120210502 | 7.17% State Government Securities | SOVEREIGN | 18,23,600 | 1,833.84 | 0.43% | 7.16% |
| IN2220210073 | 6.78% State Government Securities | SOVEREIGN | 17,40,000 | 1,719.17 | 0.40% | 7.14% |
| IN2220190010 | 8.15% State Government Securities | SOVEREIGN | 15,00,000 | 1,571.10 | 0.37% | 7.17% |
| IN1920190155 | 7.17% State Government Securities | SOVEREIGN | 15,00,000 | 1,509.33 | 0.35% | 7.14% |
| IN3120200297 | 6.69% State Government Securities | SOVEREIGN | 15,00,000 | 1,476.38 | 0.34% | 7.15% |
| IN1520200222 | 6.49% State Government Securities | SOVEREIGN | 15,00,000 | 1,470.05 | 0.34% | 7.10% |
| IN4520230488 | 7.44% State Government Securities | SOVEREIGN | 14,14,900 | 1,438.67 | 0.34% | 7.17% |
| IN3120180192 | 8.18% State Government Securities | SOVEREIGN | 13,00,000 | 1,353.96 | 0.32% | 7.06% |
| IN2120200083 | 6.73% State Government Securities | SOVEREIGN | 11,50,000 | 1,135.26 | 0.26% | 7.14% |
| IN2220220049 | 7.63% State Government Securities | SOVEREIGN | 10,00,000 | 1,025.78 | 0.24% | 7.16% |
| IN1520190175 | 7.18% State Government Securities | SOVEREIGN | 10,00,000 | 1,006.04 | 0.23% | 7.15% |
| IN3120210395 | 7.12% State Government Securities | SOVEREIGN | 10,00,000 | 1,003.48 | 0.23% | 7.16% |
| IN3120210437 | 7.09% State Government Securities | SOVEREIGN | 10,00,000 | 1,002.21 | 0.23% | 7.16% |
| IN2220200223 | 6.87% State Government Securities | SOVEREIGN | 10,00,000 | 993.25 | 0.23% | 7.14% |
| IN1520200164 | 6.83% State Government Securities | SOVEREIGN | 10,00,000 | 990.86 | 0.23% | 7.15% |
| IN1920200319 | 6.61% State Government Securities | SOVEREIGN | 10,00,000 | 981.09 | 0.23% | 7.14% |
| IN1920200459 | 6.53% State Government Securities | SOVEREIGN | 10,00,000 | 976.97 | 0.23% | 7.14% |
| IN1920200335 | 6.51% State Government Securities | SOVEREIGN | 8,46,700 | 826.71 | 0.19% | 7.14% |
| IN1520200131 | 6.45% State Government Securities | SOVEREIGN | 8,18,800 | 797.27 | 0.19% | 7.15% |
| IN3120180200 | 8.08% State Government Securities | SOVEREIGN | 6,95,000 | 721.88 | 0.17% | 7.05% |
| IN1520220014 | 7.77% State Government Securities | SOVEREIGN | 5,00,000 | 517.93 | 0.12% | 7.18% |
| IN1920200012 | 7.8% State Government Securities | SOVEREIGN | 5,00,000 | 516.31 | 0.12% | 7.16% |
| IN2220220197 | 7.7% State Government Securities | SOVEREIGN | 5,00,000 | 516.21 | 0.12% | 7.16% |
| IN1920190163 | 7.2% State Government Securities | SOVEREIGN | 5,00,000 | 504.34 | 0.12% | 7.14% |
| IN3120190225 | 7.19% State Government Securities | SOVEREIGN | 5,00,000 | 503.58 | 0.12% | 7.16% |
| IN1520200271 | 7.07% State Government Securities | SOVEREIGN | 5,00,000 | 500.69 | 0.12% | 7.16% |
| IN2020190228 | 6.84% State Government Securities | SOVEREIGN | 5,00,000 | 495.15 | 0.12% | 7.19% |
| IN1520210015 | 6.72% State Government Securities | SOVEREIGN | 5,00,000 | 493.22 | 0.12% | 7.15% |
| IN1920200210 | 6.56% State Government Securities | SOVEREIGN | 5,00,000 | 489.56 | 0.11% | 7.14% |
| IN3120200149 | 6.55% State Government Securities | SOVEREIGN | 5,00,000 | 489.35 | 0.11% | 7.15% |
| IN1520200040 | 6.47% State Government Securities | SOVEREIGN | 5,00,000 | 487.78 | 0.11% | 7.15% |
| IN1520200214 | 6.5% State Government Securities | SOVEREIGN | 4,06,000 | 395.90 | 0.09% | 7.15% |
| IN3120210262 | 6.83% State Government Securities | SOVEREIGN | 3,95,000 | 390.92 | 0.09% | 7.14% |
| IN3120180036 | 8.15% State Government Securities | SOVEREIGN | 2,50,000 | 258.72 | 0.06% | 7.05% |
| IN1920210151 | 6.83% State Government Securities | SOVEREIGN | 2,57,500 | 254.91 | 0.06% | 7.14% |
| IN1520200073 | 6.54% State Government Securities | SOVEREIGN | 2,17,100 | 212.40 | 0.05% | 7.15% |
| IN0020220011 | 7.1% Government of India | SOVEREIGN | 1,61,700 | 164.38 | 0.04% | 6.75% |
| IN3120190217 | 7.17% State Government Securities | SOVEREIGN | 1,00,000 | 100.67 | 0.02% | 7.12% |
| IN1520200032 | 6.6% State Government Securities | SOVEREIGN | 1,00,000 | 98.59 | 0.02% | 7.10% |
| IN3120170128 | 8.28% State Government Securities | SOVEREIGN | 50,000 | 51.85 | 0.01% | 7.03% |
| IN3120180010 | 8.05% State Government Securities | SOVEREIGN | 48,000 | 49.53 | 0.01% | 7.04% |
| IN1520200297 | 7.11% State Government Securities | SOVEREIGN | 300 | 0.30 | $0.00% | 7.16% |
| IN2220200264 | 6.63% State Government Securities | SOVEREIGN | 200 | 0.20 | $0.00% | 7.14% |
| | **Subtotal** | | | **4,15,712.43** | **96.97%** | |
| | **(b) Privately placed / Unlisted** | | | **NIL** | **NIL** | **NIL** |
| | **Subtotal** | | | **NIL** | **NIL** | **NIL** |
| | **(c) Securitised Debt** | | | | | |
| | **Subtotal** | | | **NIL** | **NIL** | |
| | **Total** | | | **4,15,712.43** | **96.97%** | |
| | **Money Market Instruments** | | | | | |
| | **Triparty Repo/ Reverse Repo Instrument** | | | | | |
| | Triparty Repo | | | 4,045.04 | 0.94% | |
| | **Total** | | | **4,045.04** | **0.94%** | |
| | **Alternative Investment Fund Units** | | | | | |
| INF0RQ622028 | Corporate Debt Market Development Fund Class A2 | | 11,413 | 1,245.27 | 0.29% | |
| | **Subtotal** | | | **1,245.27** | **0.29%** | |
| | **Total** | | | **1,245.27** | **0.29%** | |
| | **OTHERS** | | | | | |
| | Cash Margin - CCIL | | | 98.26 | 0.02% | |
| | **Total** | | | **98.26** | **0.02%** | |
| | **Net Current Assets** | | | **7,519.91** | **1.78%** | |
| | **GRAND TOTAL** | | | **4,28,620.91** | **100.00%** | |

**$ Less Than 0.01% of NAV**

**SCHEME RISK-O-METER**

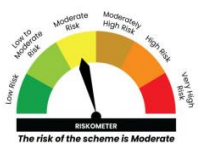


**BENCHMARK NAME - NIFTY COMPOSITE DEBT INDEX A-III**
**BENCHMARK RISK-O-METER**

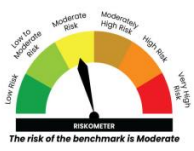

Data Classification: Public

**NIPPON INDIA MULTI CAP FUND (Multi Cap Fund - An Open Ended Equity Scheme Investing Across Large Cap, Mid Cap, Small Cap Stocks)**

Index

**Monthly Portfolio Statement as on January 31,2025**

| ISIN | Name of the Instrument | Industry / Rating | Quantity | Market/Fair Value ( Rs. in Lacs) | %to NAV | YIELD |
|---|---|---|---|---|---|---|
| | **Equity & Equity related** | | | | | |
| | **(a) Listed / awaiting listing on Stock Exchanges** | | | | | |
| INE040A01034 | HDFC Bank Limited | Banks | 1,33,00,448 | 2,25,941.36 | 6.01% | |
| INE090A01021 | ICICI Bank Limited | Banks | 1,19,81,360 | 1,50,102.48 | 3.99% | |
| INE238A01034 | Axis Bank Limited | Banks | 1,40,99,895 | 1,39,039.06 | 3.70% | |
| INE002A01018 | Reliance Industries Limited | Petroleum Products | 93,68,975 | 1,18,526.90 | 3.15% | |
| INE200A01026 | GE Vernova T&D India Limited | Electrical Equipment | 64,71,917 | 1,15,685.52 | 3.08% | |
| INE009A01021 | Infosys Limited | IT - Software | 58,00,504 | 1,09,037.87 | 2.90% | |
| INE296A01024 | Bajaj Finance Limited | Finance | 13,69,397 | 1,07,978.32 | 2.87% | |
| INE473A01011 | Linde India Limited | Chemicals & Petrochemicals | 15,24,539 | 95,555.82 | 2.54% | |
| INE733E01010 | NTPC Limited | Power | 2,87,91,467 | 93,284.35 | 2.48% | |
| INE230A01023 | EIH Limited | Leisure Services | 2,44,78,983 | 90,694.63 | 2.41% | |
| INE062A01020 | State Bank of India | Banks | 1,10,00,000 | 85,019.00 | 2.26% | |
| INE180A01020 | Max Financial Services Limited | Insurance | 75,00,000 | 83,681.25 | 2.23% | |
| INE018A01030 | Larsen & Toubro Limited | Construction | 22,91,889 | 81,760.85 | 2.17% | |
| INE053A01029 | The Indian Hotels Company Limited | Leisure Services | 97,23,118 | 74,352.68 | 1.98% | |
| INE245A01021 | Tata Power Company Limited | Power | 1,96,66,085 | 71,682.88 | 1.91% | |
| INE386A01015 | Vesuvius India Limited | Industrial Products | 15,76,028 | 67,508.37 | 1.80% | |
| INE127D01025 | HDFC Asset Management Company Limited | Capital Markets | 16,34,497 | 63,253.40 | 1.68% | |
| INE018E01016 | SBI Cards and Payment Services Limited | Finance | 67,52,582 | 52,548.59 | 1.40% | |
| INE717A01029 | Kennametal India Limited | Industrial Manufacturing | 19,54,675 | 47,530.85 | 1.26% | |
| INE860A01027 | HCL Technologies Limited | IT - Software | 26,00,000 | 44,861.70 | 1.19% | |
| INE797F01020 | Jubilant Foodworks Limited | Leisure Services | 52,90,194 | 37,237.68 | 0.99% | |
| INE007Y01011 | Hitachi Energy India Limited | Electrical Equipment | 2,89,339 | 37,219.27 | 0.99% | |
| INE404A01024 | Aditya Birla Sun Life AMC Limited | Capital Markets | 54,08,382 | 36,944.66 | 0.98% | |
| INE191H01014 | PVR INOX Limited | Entertainment | 33,01,725 | 36,005.31 | 0.96% | |
| INE775A01035 | Samvardhana Motherson International Limited | Auto Components | 2,50,00,000 | 35,315.00 | 0.94% | |
| INE795G01014 | HDFC Life Insurance Company Limited | Insurance | 55,00,000 | 35,092.75 | 0.93% | |
| INE388Y01029 | FSN E-Commerce Ventures Limited | Retailing | 2,06,44,918 | 34,869.27 | 0.93% | |
| INE758T01015 | Zomato Limited | Retailing | 1,57,61,156 | 34,729.71 | 0.92% | |
| INE01EA01019 | Vishal Mega Mart Limited | Retailing | 3,11,07,570 | 33,580.62 | 0.89% | |
| INE663F01024 | Info Edge (India) Limited | Retailing | 4,00,490 | 30,932.65 | 0.82% | |
| INE323A01026 | Bosch Limited | Auto Components | 1,06,830 | 30,691.35 | 0.82% | |
| INE982J01020 | One 97 Communications Limited | Financial Technology (Fintech) | 37,78,665 | 29,312.99 | 0.78% | |
| INE020B01018 | REC Limited | Finance | 62,56,964 | 28,146.95 | 0.75% | |
| INE761H01022 | Page Industries Limited | Textiles & Apparels | 62,183 | 27,810.45 | 0.74% | |
| INE872J01023 | Devyani International Limited | Leisure Services | 1,63,73,889 | 27,614.56 | 0.73% | |
| INE148O01028 | Delhivery Limited | Transport Services | 84,37,586 | 27,088.87 | 0.72% | |
| INE226A01021 | Voltas Limited | Consumer Durables | 21,37,518 | 26,950.90 | 0.72% | |
| INE044A01036 | Sun Pharmaceutical Industries Limited | Pharmaceuticals & Biotechnology | 15,33,223 | 26,738.64 | 0.71% | |
| INE389H01022 | KEC International Limited | Construction | 30,75,363 | 25,857.65 | 0.69% | |
| INE299U01018 | Crompton Greaves Consumer Electricals Limited | Consumer Durables | 70,15,137 | 24,089.98 | 0.64% | |
| INE067A01029 | CG Power and Industrial Solutions Limited | Electrical Equipment | 37,88,013 | 24,048.20 | 0.64% | |
| INE949L01017 | AU Small Finance Bank Limited | Banks | 39,41,275 | 23,685.09 | 0.63% | |
| INE498B01024 | Shoppers Stop Limited | Retailing | 41,09,700 | 23,556.80 | 0.63% | |
| INE536H01010 | CIE Automotive India Limited | Auto Components | 49,86,332 | 23,159.02 | 0.62% | |
| INE342J01019 | ZF Commercial Vehicle Control Systems India Limited | Auto Components | 2,07,826 | 22,931.52 | 0.61% | |
| INE358A01014 | Abbott India Limited | Pharmaceuticals & Biotechnology | 87,483 | 22,897.19 | 0.61% | |
| INE068V01023 | Gland Pharma Limited | Pharmaceuticals & Biotechnology | 14,66,415 | 22,359.16 | 0.59% | |
| INE361B01024 | Divi's Laboratories Limited | Pharmaceuticals & Biotechnology | 3,98,947 | 22,252.07 | 0.59% | |
| INE043W01024 | Vijaya Diagnostic Centre Limited | Healthcare Services | 21,47,462 | 22,221.94 | 0.59% | |
| INE325A01013 | Timken India Limited | Industrial Products | 7,65,286 | 21,870.34 | 0.58% | |
| INE192A01025 | Tata Consumer Products Limited | Agricultural Food & other Products | 21,32,692 | 21,852.63 | 0.58% | |
| INE094J01016 | UTI Asset Management Company Limited | Capital Markets | 19,97,366 | 20,742.65 | 0.55% | |
| INE916U01025 | Sheela Foam Limited | Consumer Durables | 22,37,329 | 20,481.63 | 0.54% | |
| INE463A01038 | Berger Paints (I) Limited | Consumer Durables | 42,49,480 | 20,089.42 | 0.53% | |
| INE839M01018 | Schneider Electric Infrastructure Limited | Electrical Equipment | 28,89,986 | 19,732.82 | 0.52% | |
| INE111A01025 | Container Corporation of India Limited | Transport Services | 24,23,575 | 18,906.31 | 0.50% | |
| INE00R701025 | Dalmia Bharat Limited | Cement & Cement Products | 10,10,688 | 18,862.98 | 0.50% | |
| INE0ONG01011 | NTPC Green Energy Limited | Power | 1,64,13,937 | 18,861.26 | 0.50% | |
| INE302A01020 | Exide Industries Limited | Auto Components | 50,00,000 | 18,725.00 | 0.50% | |
| INE326A01037 | Lupin Limited | Pharmaceuticals & Biotechnology | 9,00,000 | 18,724.05 | 0.50% | |
| INE322A01010 | Gillette India Limited | Personal Products | 2,12,716 | 18,309.00 | 0.49% | |
| INE003A01024 | Siemens Limited | Electrical Equipment | 3,00,454 | 18,247.62 | 0.49% | |
| INE804L01022 | MedPlus Health Services Limited | Retailing | 25,00,000 | 18,083.75 | 0.48% | |
| INE134E01011 | Power Finance Corporation Limited | Finance | 41,75,000 | 17,639.38 | 0.47% | |
| INE216P01012 | Aavas Financiers Limited | Finance | 10,00,000 | 17,128.00 | 0.46% | |
| INE470A01017 | 3M India Limited | Diversified | 56,389 | 16,855.94 | 0.45% | |
| INE572A01036 | JB Chemicals & Pharmaceuticals Limited | Pharmaceuticals & Biotechnology | 9,49,834 | 16,754.12 | 0.45% | |
| INE531A01024 | Kansai Nerolac Paints Limited | Consumer Durables | 71,78,898 | 16,734.01 | 0.45% | |
| INE481G01011 | UltraTech Cement Limited | Cement & Cement Products | 1,45,372 | 16,699.54 | 0.44% | |
| INE182A01018 | Pfizer Limited | Pharmaceuticals & Biotechnology | 3,62,848 | 16,466.77 | 0.44% | |
| INE031B01049 | Ajanta Pharma Limited | Pharmaceuticals & Biotechnology | 6,07,460 | 16,367.71 | 0.44% | |
| INE117A01022 | ABB India Limited | Electrical Equipment | 2,75,000 | 16,155.29 | 0.43% | |
| INE686F01025 | United Breweries Limited | Beverages | 7,39,105 | 15,861.19 | 0.42% | |
| INE806T01020 | Sapphire Foods India Limited | Leisure Services | 54,55,730 | 15,799.79 | 0.42% | |
| INE885A01032 | Amara Raja Energy & Mobility Ltd | Auto Components | 15,24,916 | 15,777.54 | 0.42% | |
| INE081A01020 | Tata Steel Limited | Ferrous Metals | 1,15,00,000 | 15,481.30 | 0.41% | |
| INE398R01022 | Syngene International Limited | Healthcare Services | 20,26,690 | 15,132.28 | 0.40% | |
| INE589A01014 | NLC India Limited | Power | 67,10,554 | 14,892.06 | 0.40% | |
| INE123W01016 | SBI Life Insurance Company Limited | Insurance | 10,00,000 | 14,836.00 | 0.39% | |
| INE548C01032 | Emami Limited | Personal Products | 25,00,000 | 14,741.25 | 0.39% | |
| INE259A01022 | Colgate Palmolive (India) Limited | Personal Products | 5,18,320 | 14,624.66 | 0.39% | |
| INE155A01022 | Tata Motors Limited | Automobiles | 20,00,000 | 14,322.00 | 0.38% | |
| INE766P01016 | Mahindra Logistics Limited | Transport Services | 38,39,999 | 14,184.96 | 0.38% | |
| INE465A01025 | Bharat Forge Limited | Auto Components | 11,37,544 | 13,924.11 | 0.37% | |
| INE217B01036 | Kajaria Ceramics Limited | Consumer Durables | 13,82,833 | 13,709.41 | 0.36% | |
| INE0V6F01027 | Hyundai Motor India Ltd | Automobiles | 7,97,961 | 13,386.19 | 0.36% | |
| INE152M01016 | Triveni Turbine Limited | Electrical Equipment | 19,78,619 | 13,263.67 | 0.35% | |
| INE366I01010 | VRL Logistics Limited | Transport Services | 27,00,249 | 12,734.37 | 0.34% | |
| INE108V01019 | Awfis Space Solutions Limited | Commercial Services & Supplies | 19,09,537 | 12,678.37 | 0.34% | |
| INE168P01015 | Emcure Pharmaceuticals Limited | Pharmaceuticals & Biotechnology | 10,00,000 | 12,285.00 | 0.33% | |
| INE647O01011 | Aditya Birla Fashion and Retail Limited | Retailing | 44,61,603 | 12,218.10 | 0.33% | |
| INE486A01021 | CESC Limited | Power | 84,11,039 | 12,026.10 | 0.32% | |
| INE410P01011 | Narayana Hrudayalaya Limited | Healthcare Services | 8,59,153 | 11,917.74 | 0.32% | |
| INE752H01013 | CARE Ratings Limited | Capital Markets | 9,13,365 | 11,300.15 | 0.30% | |
| INE101I01011 | Afcons Infrastructure Limited | Construction | 23,73,762 | 11,213.65 | 0.30% | |
| INE995S01015 | Niva Bupa Health Insurance Company Limited | Insurance | 1,35,13,400 | 10,964.77 | 0.29% | |
| INE09VQ01012 | Indigo Paints Limited | Consumer Durables | 8,52,940 | 10,808.46 | 0.29% | |
| INE073K01018 | Sona BLW Precision Forgings Limited | Auto Components | 21,00,000 | 10,590.30 | 0.28% | |
| INE02YR01019 | Electronics Mart India Limited | Retailing | 68,76,073 | 10,099.58 | 0.27% | |
| INE235A01022 | Finolex Cables Limited | Industrial Products | 10,08,142 | 10,096.54 | 0.27% | |
| INE741K01010 | CreditAccess Grameen Limited | Finance | 9,12,112 | 9,876.80 | 0.26% | |
| INE985S01024 | TeamLease Services Limited | Commercial Services & Supplies | 3,70,978 | 9,059.84 | 0.24% | |
| INE0LXG01040 | Ola Electric Mobility Ltd | Automobiles | 1,14,24,664 | 8,545.65 | 0.23% | |
| INE058A01010 | Sanofi India Limited | Pharmaceuticals & Biotechnology | 1,52,371 | 8,418.73 | 0.22% | |
| INE764D01017 | V.S.T Tillers Tractors Limited | Agricultural, Commercial & Construction Vehicles | 1,76,392 | 8,180.53 | 0.22% | |
| INE716A01013 | Whirlpool of India Limited | Consumer Durables | 6,97,500 | 7,950.11 | 0.21% | |
| INE791I01019 | Brigade Enterprises Limited | Realty | 6,50,134 | 7,613.39 | 0.20% | |
| INE427F01016 | Chalet Hotels Limited | Leisure Services | 9,60,233 | 7,402.92 | 0.20% | |
| INE0UOS01011 | Sanofi Consumer Healthcare India Limited | Pharmaceuticals & Biotechnology | 1,52,371 | 7,142.92 | 0.19% | |
| INE586V01016 | TCI Express Limited | Transport Services | 9,09,464 | 7,056.99 | 0.19% | |
| INE220B01022 | Kalpataru Projects International Limited | Construction | 6,18,596 | 6,548.77 | 0.17% | |
| INE953O01021 | Sansera Engineering Limited | Auto Components | 5,14,801 | 6,498.85 | 0.17% | |
| INE055S01018 | Cyient Dlm Ltd | Industrial Manufacturing | 13,20,000 | 6,443.58 | 0.17% | |
| INE570L01029 | Sai Life Sciences Limited | Pharmaceuticals & Biotechnology | 8,62,300 | 5,663.59 | 0.15% | |
| INE933K01021 | Bajaj Consumer Care Limited | Personal Products | 23,79,515 | 4,505.37 | 0.12% | |
| INE878A01011 | GE Power India Limited | Electrical Equipment | 12,18,052 | 3,533.57 | 0.09% | |
| INE379A01028 | ITC Hotels Limited | Leisure Services | 11,47,145 | 1,869.27 | 0.05% | |
| INE121J01017 | Indus Towers Limited | Telecom - Services | 4,52,105 | 1,569.71 | 0.04% | |
| | **Subtotal** | | | **36,62,426.48** | **97.40%** | |
| | **(b) UNLISTED** | | | **NIL** | **NIL** | **NIL** |
| | **Subtotal** | | | **NIL** | **NIL** | **NIL** |
| | **Total** | | | **36,62,426.48** | **97.40%** | |
| | **Money Market Instruments** | | | | | |
| | **Triparty Repo/ Reverse Repo Instrument** | | | | | |
| | Triparty Repo | | | 1,01,700.16 | 2.71% | |
| | **Total** | | | **1,01,700.16** | **2.71%** | |
| | **OTHERS** | | | | | |
| | Cash Margin - CCIL | | | 540.95 | 0.01% | |
| | **Total** | | | **540.95** | **0.01%** | |
| | **Net Current Assets** | | | **(5,300.93)** | **-0.12%** | |
| | **GRAND TOTAL** | | | **37,59,366.66** | **100.00%** | |

**SCHEME RISK-O-METER**

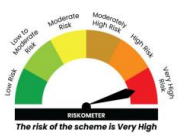


*The risk of the scheme is Very High*

**BENCHMARK NAME - NIFTY 500 MULTICAP 50:25:25 TRI**
**BENCHMARK RISK-O-METER**

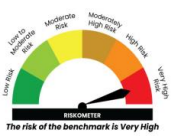


*The risk of the benchmark is Very High*

Data Classification: Public

**Nippon India Liquid Fund (An Open Ended Liquid Scheme. Relatively Low interest rate risk and moderate Credit Risk.)**

Index

**Monthly Portfolio Statement as on January 31,2025**

| ISIN | Name of the Instrument | Industry / Rating | Quantity | Market/Fair Value ( Rs. in Lacs) | % to NAV | YIELD |
|---|---|---|---|---|---|---|
| | **Debt Instruments** | | | | | |
| | **(a) Listed / awaiting listing on Stock Exchange** | | | | | |
| | **Government Securities** | | | | | |
| IN2120200073 | 6.69% State Government Securities | SOVEREIGN | 1,90,00,000 | 19,006.48 | 0.61% | 6.64% |
| IN1920140119 | 8.08% State Government Securities | SOVEREIGN | 90,00,000 | 9,016.51 | 0.29% | 6.64% |
| IN3420140144 | 8.08% State Government Securities | SOVEREIGN | 75,00,000 | 7,506.47 | 0.24% | 6.64% |
| | **Non Convertible Debentures** | | | | | |
| INE115A07GT2 | 8.52% LIC Housing Finance Limited** | CRISIL AAA | 900 | 9,004.03 | 0.29% | 7.40% |
| INE115A07PQ9 | 5.99% LIC Housing Finance Limited** | CRISIL AAA | 500 | 4,990.48 | 0.16% | 7.39% |
| INE556F08JU6 | 5.59% Small Industries Dev Bank of India** | CARE AAA | 350 | 3,495.86 | 0.11% | 7.37% |
| INE134E08GY3 | 8.2% Power Finance Corporation Limited** | CRISIL AAA | 250 | 2,500.43 | 0.08% | 7.48% |
| INE121A07QJ0 | 7.08% Cholamandalam Investment and Finance Company Ltd** | ICRA AA+ | 250 | 2,496.33 | 0.08% | 8.00% |
| | **Subtotal** | | | **58,016.59** | **1.86%** | |
| | **(b) Privately placed / Unlisted** | | | **NIL** | **NIL** | **NIL** |
| | **Subtotal** | | | **NIL** | **NIL** | **NIL** |
| | **(c) Securitised Debt** | | | | | |
| | **Subtotal** | | | **NIL** | **NIL** | |
| | **Total** | | | **58,016.59** | **1.86%** | |
| | **Money Market Instruments** | | | | | |
| | **Certificate of Deposit** | | | | | |
| INE692A16IB5 | Union Bank of India** | FITCH A1+ | 15,000 | 74,524.35 | 2.40% | 7.28% |
| INE040A16FU3 | HDFC Bank Limited** | CRISIL A1+ | 14,500 | 72,147.29 | 2.32% | 7.14% |
| INE028A16EZ0 | Bank of Baroda | FITCH A1+ | 12,500 | 62,203.50 | 2.00% | 7.25% |
| INE040A16EU6 | HDFC Bank Limited** | CARE A1+ | 10,500 | 52,094.75 | 1.68% | 7.28% |
| INE028A16GY8 | Bank of Baroda** | FITCH A1+ | 10,000 | 49,664.15 | 1.60% | 7.26% |
| INE084A16CW4 | Bank of India** | CRISIL A1+ | 10,000 | 49,614.10 | 1.60% | 7.28% |
| INE692A16GY1 | Union Bank of India** | ICRA A1+ | 8,500 | 42,297.53 | 1.36% | 7.28% |
| INE562A16MR8 | Indian Bank | CRISIL A1+ | 8,000 | 39,683.40 | 1.28% | 7.28% |
| INE562A16MT4 | Indian Bank | CRISIL A1+ | 7,500 | 37,225.31 | 1.20% | 7.28% |
| INE160A16OP1 | Punjab National Bank** | FITCH A1+ | 7,500 | 37,217.18 | 1.20% | 7.30% |
| INE556F16AR4 | Small Industries Dev Bank of India | CARE A1+ | 6,500 | 32,331.88 | 1.04% | 7.30% |
| INE261F16819 | National Bank For Agriculture and Rural Development** | CRISIL A1+ | 6,000 | 29,854.29 | 0.96% | 7.13% |
| INE476A16ZC5 | Canara Bank** | CRISIL A1+ | 6,000 | 29,798.49 | 0.96% | 7.26% |
| INE095A16W29 | IndusInd Bank Limited** | CRISIL A1+ | 6,000 | 29,730.60 | 0.96% | 7.35% |
| INE160A16QO9 | Punjab National Bank** | CRISIL A1+ | 5,000 | 24,801.60 | 0.80% | 7.30% |
| INE562A16NT2 | Indian Bank** | CRISIL A1+ | 5,000 | 24,763.25 | 0.80% | 7.27% |
| INE040A16GC9 | HDFC Bank Limited** | CARE A1+ | 5,000 | 24,748.25 | 0.80% | 7.28% |
| INE238AD6AD1 | Axis Bank Limited** | CRISIL A1+ | 5,000 | 24,747.58 | 0.80% | 7.30% |
| INE028A16H9 | Bank of Baroda** | FITCH A1+ | 5,000 | 24,697.75 | 0.79% | 7.44% |
| INE028A16HB9 | Bank of Baroda** | FITCH A1+ | 5,000 | 24,588.75 | 0.79% | 7.45% |
| INE238AD6827 | Axis Bank Limited** | CRISIL A1+ | 4,000 | 19,892.58 | 0.64% | 7.30% |
| INE028A16GG5 | Bank of Baroda | FITCH A1+ | 4,000 | 19,881.38 | 0.64% | 7.26% |
| INE028A16GX0 | Bank of Baroda | FITCH A1+ | 4,000 | 19,873.50 | 0.64% | 7.26% |
| INE092T16XV5 | IDFC First Bank Limited** | CRISIL A1+ | 4,000 | 19,796.68 | 0.64% | 7.35% |
| INE160A16PE2 | Punjab National Bank | CRISIL A1+ | 4,000 | 19,756.44 | 0.64% | 7.50% |
| INE476A16Y80 | Canara Bank | CRISIL A1+ | 3,700 | 18,328.65 | 0.59% | 7.26% |
| INE090AD6139 | ICICI Bank Limited** | ICRA A1+ | 3,500 | 17,410.09 | 0.56% | 7.25% |
| INE095A16V46 | IndusInd Bank Limited | CRISIL A1+ | 2,000 | 9,965.88 | 0.32% | 7.35% |
| INE084A16CN3 | Bank of India** | CRISIL A1+ | 2,000 | 9,940.52 | 0.32% | 7.28% |
| INE949L16CD5 | AU Small Finance Bank Limited** | CRISIL A1+ | 2,000 | 9,939.72 | 0.32% | 7.38% |
| INE261F16835 | National Bank For Agriculture and Rural Development** | CRISIL A1+ | 2,000 | 9,932.28 | 0.32% | 7.32% |
| INE095A16W03 | IndusInd Bank Limited** | CRISIL A1+ | 2,000 | 9,932.00 | 0.32% | 7.35% |
| INE040A16FZ2 | HDFC Bank Limited** | CARE A1+ | 2,000 | 9,924.78 | 0.32% | 7.28% |
| INE095A16W11 | IndusInd Bank Limited** | CRISIL A1+ | 2,000 | 9,920.10 | 0.32% | 7.35% |
| INE028A16HD0 | Bank of Baroda** | FITCH A1+ | 2,000 | 9,899.58 | 0.32% | 7.26% |
| INE090AD6220 | ICICI Bank Limited | ICRA A1+ | 2,000 | 9,850.23 | 0.32% | 7.40% |
| INE028A16FL7 | Bank of Baroda** | FITCH A1+ | 1,500 | 7,445.21 | 0.24% | 7.26% |
| INE160A16QO4 | Punjab National Bank | CRISIL A1+ | 1,500 | 7,419.87 | 0.24% | 7.30% |
| INE028A16EX5 | Bank of Baroda | FITCH A1+ | 1,000 | 4,981.20 | 0.16% | 7.25% |
| INE090AD6121 | ICICI Bank Limited** | ICRA A1+ | 1,000 | 4,976.28 | 0.16% | 7.25% |
| INE095A16V87 | IndusInd Bank Limited | CRISIL A1+ | 1,000 | 4,975.95 | 0.16% | 7.35% |
| INE238AD6819 | Axis Bank Limited** | CRISIL A1+ | 1,000 | 4,974.14 | 0.16% | 7.30% |
| INE476A16XV0 | Canara Bank** | CRISIL A1+ | 1,000 | 4,962.49 | 0.16% | 7.26% |
| INE692A16HP7 | Union Bank of India | FITCH A1+ | 1,000 | 4,955.53 | 0.16% | 7.28% |
| INE040A16GB1 | HDFC Bank Limited** | CARE A1+ | 1,000 | 4,953.57 | 0.16% | 7.28% |
| INE949L16CN4 | AU Small Finance Bank Limited** | CARE A1+ | 500 | 2,499.04 | 0.08% | 7.04% |
| | **Commercial Paper** | | | | | |
| INE556F14KQ0 | Small Industries Dev Bank of India** | CRISIL A1+ | 15,000 | 74,509.95 | 2.40% | 7.28% |
| INE376G14024 | Biocon Limited** | FITCH A1+ | 11,400 | 55,838.74 | 1.80% | 8.73% |
| INE081A14FG1 | Tata Steel Limited** | ICRA A1+ | 10,000 | 49,908.45 | 1.61% | 7.44% |
| INE261F14L4 | National Bank For Agriculture and Rural Development** | ICRA A1+ | 10,000 | 49,800.80 | 1.60% | 7.30% |
| INE929O14CX4 | Reliance Retail Ventures Limited** | CRISIL A1+ | 10,000 | 49,632.75 | 1.60% | 7.30% |
| INE556F14KR8 | Small Industries Dev Bank of India | CARE A1+ | 10,000 | 49,615.65 | 1.60% | 7.25% |
| INE261F14MO8 | National Bank For Agriculture and Rural Development** | ICRA A1+ | 10,000 | 49,611.70 | 1.60% | 7.33% |
| INE941D14618 | Sikka Ports and Terminals Limited** | CRISIL A1+ | 9,000 | 44,954.60 | 1.45% | 7.38% |
| INE511C14XX1 | Poonawalla Fincorp Limited** | CARE A1+ | 8,900 | 44,025.10 | 1.42% | 7.72% |
| INE212K14AF4 | SBICAP Securities Limited** | CRISIL A1+ | 8,000 | 39,684.40 | 1.28% | 7.85% |
| INE556F14KW8 | Small Industries Dev Bank of India** | CARE A1+ | 8,000 | 39,620.92 | 1.27% | 7.28% |
| INE890L14GC4 | Birla Group Holdings Private Limited** | CRISIL A1+ | 7,000 | 34,821.29 | 1.12% | 7.81% |
| INE511C14XS1 | Poonawalla Fincorp Limited** | CARE A1+ | 6,000 | 29,892.30 | 0.96% | 7.74% |
| INE511C14XT9 | Poonawalla Fincorp Limited** | CARE A1+ | 6,000 | 29,848.20 | 0.96% | 7.74% |
| INE267A14770 | Hindustan Zinc Limited** | CRISIL A1+ | 6,000 | 29,792.43 | 0.96% | 7.48% |
| INE481G14FA3 | UltraTech Cement Limited** | CRISIL A1+ | 6,000 | 29,780.37 | 0.96% | 7.28% |
| INE028E14PO7 | Kotak Securities Limited** | ICRA A1+ | 5,000 | 24,873.88 | 0.80% | 7.71% |
| INE700G14ML9 | HDFC Securities Limited** | ICRA A1+ | 5,000 | 24,822.03 | 0.80% | 7.70% |
| INE929O14CY2 | Reliance Retail Ventures Limited** | CRISIL A1+ | 5,000 | 24,781.93 | 0.80% | 7.30% |
| INE929O14CZ9 | Reliance Retail Ventures Limited** | CRISIL A1+ | 5,000 | 24,747.60 | 0.80% | 7.30% |
| INE976I14P0 | Tata Capital Limited** | CRISIL A1+ | 5,000 | 24,733.95 | 0.80% | 7.55% |
| INE261F14MX9 | National Bank For Agriculture and Rural Development** | ICRA A1+ | 5,000 | 24,560.93 | 0.79% | 7.50% |
| INE516Y14HK4 | Piramal Capital & Housing Finance Limited** | CRISIL A1+ | 5,000 | 24,539.88 | 0.79% | 8.56% |
| INE516Y14GZ4 | Piramal Capital & Housing Finance Limited** | CRISIL A1+ | 4,000 | 19,977.16 | 0.64% | 8.35% |
| INE929O14CS4 | Reliance Retail Ventures Limited** | CRISIL A1+ | 4,000 | 19,959.62 | 0.64% | 7.38% |
| INE02KN14366 | Godrej Finance Limited** | CRISIL A1+ | 4,000 | 19,949.40 | 0.64% | 7.71% |
| INE957N14W6 | Hero Fincorp Limited** | ICRA A1+ | 4,000 | 19,948.32 | 0.64% | 7.88% |
| INE763G14WE1 | ICICI Securities Limited** | CRISIL A1+ | 4,000 | 19,928.42 | 0.64% | 7.71% |
| INE824H14QO0 | Julius Baer Capital India Pvt Ltd* | CRISIL A1+ | 4,000 | 19,926.64 | 0.64% | 7.91% |
| INE957N14IB0 | Hero Fincorp Limited** | CRISIL A1+ | 4,000 | 19,858.80 | 0.64% | 7.86% |
| INE110O14CU7 | Axis Securities Limited** | CRISIL A1+ | 4,000 | 19,845.16 | 0.64% | 7.70% |
| INE212K14AD6 | SBICAP Securities Limited** | CRISIL A1+ | 4,000 | 19,829.52 | 0.64% | 7.85% |
| INE163N14477 | ONGC Petro Additions Limited* | CRISIL A1+ | 4,000 | 19,818.10 | 0.64% | 7.44% |
| INE091A14EG3 | Nirma Limited** | CRISIL A1+ | 4,000 | 19,814.34 | 0.64% | 7.43% |
| INE403G14TA8 | Standard Chartered Capital Limited** | CRISIL A1+ | 4,000 | 19,798.88 | 0.64% | 7.72% |
| INE296A14ZK5 | Bajaj Finance Limited** | CRISIL A1+ | 4,000 | 19,666.08 | 0.63% | 7.85% |
| INE261F14MV3 | National Bank For Agriculture and Rural Development** | ICRA A1+ | 4,000 | 19,652.72 | 0.63% | 7.50% |
| INE002A14KY0 | Reliance Industries Limited | CRISIL A1+ | 3,500 | 17,362.99 | 0.56% | 7.20% |
| INE110O14EH0 | Axis Securities Limited | CRISIL A1+ | 3,000 | 14,949.21 | 0.48% | 7.75% |
| INE721A14DR4 | Shriram Finance Limited** | CRISIL A1+ | 3,000 | 14,876.10 | 0.48% | 7.79% |
| INE031C14BA3 | Bajaj Financial Securities Limited** | CRISIL A1+ | 3,000 | 14,853.87 | 0.48% | 7.64% |
| INE370H14TT6 | Network18 Media & Investments Limited** | CARE A1+ | 2,500 | 12,492.36 | 0.40% | 7.44% |
| INE973U14219 | Nu Vista Limited* | CRISIL A1+ | 2,000 | 9,979.15 | 0.32% | 7.63% |
| INE460M14685 | Sail Energy India Limited** | ICRA A1+ | 2,000 | 9,977.05 | 0.32% | 7.63% |
| INE465C14ML9 | Aditya Birla Money Limited** | CRISIL A1+ | 2,000 | 9,976.00 | 0.32% | 7.98% |
| INE118D14878 | Nuvoco Vistas Corporation Limited** | CRISIL A1+ | 2,000 | 9,973.15 | 0.32% | 7.56% |
| INE0A2514073 | Aseem Infrastructure Finance Limited** | FITCH A1+ | 2,000 | 9,957.33 | 0.32% | 7.82% |
| INE824H14QQ5 | Julius Baer Capital India Pvt Ltd* | CRISIL A1+ | 2,000 | 9,956.87 | 0.32% | 7.91% |
| INE514E14SK8 | Export Import Bank of India** | CRISIL A1+ | 2,000 | 9,938.55 | 0.32% | 7.28% |
| INE365C14M72 | Aditya Birla Money Limited** | CRISIL A1+ | 2,000 | 9,919.86 | 0.32% | 7.97% |
| INE763G14UF2 | ICICI Securities Limited** | CRISIL A1+ | 2,000 | 9,908.07 | 0.32% | 7.70% |
| INE028E14QC0 | Kotak Securities Limited** | CRISIL A1+ | 2,000 | 9,815.64 | 0.32% | 7.88% |
| INE370H14TU4 | Network18 Media & Investments Limited** | FITCH A1+ | 1,500 | 7,493.89 | 0.24% | 7.44% |
| INE466L14EB5 | 360 One WAM Limited** | CARE A1+ | 1,500 | 7,481.96 | 0.24% | 8.00% |
| INE484J14VU6 | Godrej Properties Limited** | ICRA A1+ | 1,500 | 7,471.01 | 0.24% | 7.45% |
| INE865C14MN5 | Aditya Birla Money Limited* | CRISIL A1+ | 1,500 | 7,468.96 | 0.24% | 7.99% |
| INE403D14528 | Bharti Telecom Limited | CRISIL A1+ | 1,500 | 7,461.16 | 0.24% | 7.60% |
| INE763G14TM0 | ICICI Securities Limited** | CRISIL A1+ | 1,500 | 7,446.61 | 0.24% | 7.70% |
| INE704I14JF5 | Barclays Investments & Loans (India) Private Limited** | ICRA A1+ | 1,500 | 7,446.42 | 0.24% | 7.72% |
| INE865C14MS4 | Aditya Birla Money Limited** | CRISIL A1+ | 1,500 | 7,444.73 | 0.24% | 7.97% |
| INE763G14TX7 | ICICI Securities Limited** | CRISIL A1+ | 1,500 | 7,441.94 | 0.24% | 7.70% |
| INE484J14VT8 | Godrej Properties Limited** | ICRA A1+ | 1,480 | 7,374.40 | 0.24% | 7.45% |
| INE090L14EL0 | Birla Group Holdings Private Limited** | CRISIL A1+ | 1,000 | 4,993.60 | 0.16% | 7.81% |
| INE0DZE14149 | Kisetsu Saison Fin Ind Pvt Ltd* | CRISIL A1+ | 1,000 | 4,972.59 | 0.16% | 7.74% |
| INE704I14M5 | Barclays Investments & Loans (India) Private Limited** | CRISIL A1+ | 1,000 | 4,965.33 | 0.16% | 7.72% |
| INE0DZE14131 | Kisetsu Saison Fin Ind Pvt Ltd* | CRISIL A1+ | 1,000 | 4,964.28 | 0.16% | 7.73% |
| INE860H42X6 | Aditya Birla Finance Limited** | ICRA A1+ | 1,000 | 4,961.85 | 0.16% | 7.58% |
| INE031C14BB1 | Bajaj Financial Securities Limited** | CRISIL A1+ | 1,000 | 4,947.19 | 0.16% | 7.64% |
| INE860H144M5 | Aditya Birla Finance Limited** | CRISIL A1+ | 500 | 2,484.00 | 0.08% | 7.58% |
| INE865C14MR6 | Aditya Birla Money Limited** | CRISIL A1+ | 500 | 2,482.65 | 0.08% | 7.97% |
| INE514E14RM6 | Export Import Bank of India** | CRISIL A1+ | 500 | 2,481.69 | 0.08% | 7.28% |
| INE115A14EX5 | LIC Housing Finance Limited** | ICRA A1+ | 500 | 2,476.18 | 0.08% | 7.32% |
| INE03W114534 | Arka Fincap Limited** | CRISIL A1+ | 500 | 2,472.03 | 0.08% | 8.61% |
| | **Treasury Bill** | | | | | |
| IN002024X375 | 91 Days Tbill | | 11,70,00,000 | 1,16,040.02 | 3.73% | 6.43% |
| IN002024X367 | 91 Days Tbill | | 8,34,79,300 | 82,898.53 | 2.67% | 6.39% |
| IN002024Y233 | 182 Days Tbill | | 5,00,00,000 | 49,710.85 | 1.60% | 6.43% |
| IN002024X417 | 91 Days Tbill | | 5,00,00,000 | 49,339.25 | 1.59% | 6.52% |
| IN002024X359 | 91 Days Tbill | | 4,20,00,000 | 41,758.37 | 1.34% | 6.40% |
| IN002024Y241 | 182 Days Tbill | | 2,10,00,000 | 20,863.90 | 0.67% | 6.39% |
| IN002023Z521 | 364 Days Tbill | | 1,76,07,000 | 17,505.32 | 0.56% | 6.43% |
| IN002024X433 | 91 Days Tbill | | 1,48,36,800 | 14,604.80 | 0.47% | 6.52% |
| IN002023Z547 | 364 Days Tbill | | 1,05,00,000 | 10,413.85 | 0.33% | 6.43% |
| | **Triparty Repo/ Reverse Repo Instrument** | | | | | |
| | Reverse Repo | | | 1,93,252.26 | 6.21% | |
| | **Total** | | | **31,02,538.52** | **99.89%** | |
| | **Alternative Investment Fund Units** | | | | | |
| INF0RQ622028 | Corporate Debt Market Development Fund Class A2 | | 69,268 | 7,557.56 | 0.24% | |
| | **Subtotal** | | | **7,557.56** | **0.24%** | |
| | **Total** | | | **7,557.56** | **0.24%** | |
| | **OTHERS** | | | | | |
| | Cash Margin - CCIL | | | 1,457.56 | 0.05% | |
| | **Total** | | | **1,457.56** | **0.05%** | |
| | **Net Current Assets** | | | **(60,020.60)** | **-2.04%** | |
| | **GRAND TOTAL** | | | **31,09,549.63** | **100.00%** | |

**** Non Traded Securities/Illiquid Securities**
Aggregate value of investments made by other schemes of Nippon India Mutual Fund are amounting to Rs 39328.93 Lacs.

**SCHEME RISK-O-METER**

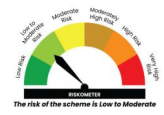


*The risk of the scheme is Low to Moderate*

**BENCHMARK NAME - NIFTY LIQUID INDEX A-I**
**BENCHMARK RISK-O-METER**

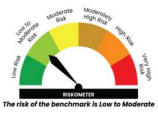


*The risk of the benchmark is Low to Moderate*

Data Classification: Public

**Nippon India Floating Rate Fund (An open ended debt scheme predominantly investing in floating rate instruments (including fixed rate instruments converted to floating rate exposures using swaps/ derivatives). Relatively High interest rate risk and moderate Credit Risk. )**

Index

**Monthly Portfolio Statement as on January 31,2025**

| ISIN | Name of the Instrument | Industry / Rating | Quantity | Market/Fair Value ( Rs. in Lacs) | % to NAV | YIELD |
|---|---|---|---|---|---|---|
| | **Debt Instruments** | | | | | |
| | **(a) Listed / awaiting listing on Stock Exchange** | | | | | |
| | **Government Securities** | | | | | |
| IN0020210137 | 7.53% Government of India | SOVEREIGN | 2,10,00,000 | 21,153.03 | 2.77% | 7.71% |
| IN0120180095 | 8.37% State Government Securities | SOVEREIGN | 2,00,00,000 | 20,957.18 | 2.74% | 7.05% |
| IN0020230036 | 7.17% Government of India | SOVEREIGN | 2,00,00,000 | 20,432.36 | 2.68% | 6.78% |
| IN0020230135 | 7.32% Government of India | SOVEREIGN | 1,95,00,000 | 20,092.37 | 2.63% | 6.79% |
| IN0020200120 | 7.93% Government of India | SOVEREIGN | 1,10,00,000 | 11,281.78 | 1.48% | 7.66% |
| IN3320190033 | 7.17% State Government Securities | SOVEREIGN | 83,35,600 | 8,392.87 | 1.10% | 7.11% |
| IN1520180333 | 8.14% State Government Securities | SOVEREIGN | 79,37,200 | 8,253.23 | 1.08% | 7.13% |
| IN4520190039 | 7.61% State Government Securities | SOVEREIGN | 65,00,000 | 6,602.19 | 0.86% | 6.99% |
| IN1520220337 | 7.49% State Government Securities | SOVEREIGN | 50,00,000 | 5,084.25 | 0.67% | 7.00% |
| IN2920170122 | 7.86% State Government Securities | SOVEREIGN | 25,00,000 | 2,562.14 | 0.34% | 7.02% |
| IN2220220049 | 7.63% State Government Securities | SOVEREIGN | 20,00,000 | 2,051.56 | 0.27% | 7.16% |
| IN1520190183 | 7.17% State Government Securities | SOVEREIGN | 10,00,000 | 1,005.66 | 0.13% | 7.15% |
| IN000426P016 | 5.63% GOI Strips (MD 12/04/2026) | SOVEREIGN | 6,06,000 | 560.17 | 0.07% | 6.79% |
| IN1920140119 | 8.08% State Government Securities | SOVEREIGN | 5,00,000 | 500.92 | 0.07% | 6.64% |
| IN1520220147 | 7.47% State Government Securities | SOVEREIGN | 3,21,900 | 323.45 | 0.04% | 6.88% |
| IN001025C039 | GOI Strips (MD 12/10/2025 ) | SOVEREIGN | 1,68,900 | 161.30 | 0.02% | 6.82% |
| IN0020089069 | 6.9% Government of India | SOVEREIGN | 1,11,000 | 111.07 | 0.01% | 6.95% |
| | **Non Convertible Debentures** | | | | | |
| INE556F08KM1 | 7.79% Small Industries Dev Bank of India | CRISIL AAA | 35,000 | 35,201.60 | 4.61% | 7.52% |
| INE936D07174 | 6.4% Jamnagar Utilities & Power Private Limited** | CRISIL AAA | 2,800 | 27,425.69 | 3.59% | 7.73% |
| INE053F08353 | 7.57% Indian Railway Finance Corporation Limited** | CRISIL AAA | 25,000 | 25,253.45 | 3.31% | 7.28% |
| INE020B08EP3 | 7.77% REC Limited** | CRISIL AAA | 25,000 | 25,046.25 | 3.28% | 7.61% |
| INE261F08EJ7 | 7.64% National Bank For Agriculture and Rural Development | ICRA AAA | 22,000 | 22,205.13 | 2.91% | 7.40% |
| INE115A07NP6 | 8.75% LIC Housing Finance Limited** | CRISIL AAA | 2,100 | 21,737.94 | 2.85% | 7.65% |
| INE062A08256 | 6.24% State Bank of India** | CRISIL AAA | 2,150 | 21,283.22 | 2.79% | 6.45% |
| INE507T07112 | 8.19% Summit Digitel Infrastructure Limited** | CRISIL AAA | 20,000 | 20,184.06 | 2.64% | 7.84% |
| INE033L07HY2 | 8% Tata Capital Housing Finance Limited** | CRISIL AAA | 2,000 | 20,101.60 | 2.63% | 7.77% |
| INE134E08MA1 | 7.64% Power Finance Corporation Limited | CRISIL AAA | 16,500 | 16,739.05 | 2.19% | 7.39% |
| INE020B08BE3 | 8.54% REC Limited** | CRISIL AAA | 1,609 | 16,703.27 | 2.19% | 7.50% |
| INE692Q07480 | 8.36% Toyota Financial Services India Limited** | ICRA AAA | 15,000 | 15,066.48 | 1.97% | 8.11% |
| INE115A07Q28 | 7.74% LIC Housing Finance Limited** | CRISIL AAA | 15,000 | 15,011.91 | 1.97% | 7.70% |
| INE134E08MC7 | 7.77% Power Finance Corporation Limited | CRISIL AAA | 14,500 | 14,533.05 | 1.90% | 7.62% |
| INE296A07TD7 | 7.98% Bajaj Finance Limited** | CRISIL AAA | 12,500 | 12,605.66 | 1.65% | 7.73% |
| INE774D07VF8 | 8.18% Mahindra & Mahindra Financial Services Limited** | CRISIL AAA | 10,000 | 10,080.98 | 1.32% | 7.37% |
| INE535H07CH0 | 8.28% SMFG India Credit Company Limited** | ICRA AAA | 10,000 | 10,051.80 | 1.32% | 7.99% |
| INE261F08EK5 | 7.44% National Bank For Agriculture and Rural Development | CRISIL AAA | 10,000 | 9,981.81 | 1.31% | 7.51% |
| INE053F08338 | 7.68% Indian Railway Finance Corporation Limited** | CRISIL AAA | 9,000 | 9,021.77 | 1.18% | 7.51% |
| INE941D07166 | 7.9% Sikka Ports and Terminals Limited** | CRISIL AAA | 812 | 8,145.08 | 1.07% | 7.68% |
| INE261F08EI9 | 7.7% National Bank For Agriculture and Rural Development | ICRA AAA | 8,000 | 8,028.60 | 1.05% | 7.52% |
| INE556F08KR0 | 7.47% Small Industries Dev Bank of India | CRISIL AAA | 8,000 | 8,016.38 | 1.05% | 7.40% |
| INE377Y07474 | 8.05% Bajaj Housing Finance Limited | CRISIL AAA | 7,500 | 7,596.07 | 0.99% | 7.67% |
| INE557F08FY4 | 7.59% National Housing Bank** | CRISIL AAA | 7,500 | 7,538.03 | 0.99% | 7.34% |
| INE556F08KT6 | 7.44% Small Industries Dev Bank of India | CRISIL AAA | 7,500 | 7,493.33 | 0.98% | 7.47% |
| INE831R07425 | 8.2% Aditya Birla Housing Finance Limited** | ICRA AAA | 6,800 | 6,833.73 | 0.90% | 7.92% |
| INE507T07138 | 7.89% Summit Digitel Infrastructure Limited** | CRISIL AAA | 6,000 | 6,048.63 | 0.79% | 7.88% |
| INE261F08EB4 | 7.49% National Bank For Agriculture and Rural Development | CRISIL AAA | 6,000 | 5,985.30 | 0.78% | 7.61% |
| INE507T07070 | 7.4% Summit Digitel Infrastructure Limited** | CRISIL AAA | 600 | 5,949.43 | 0.78% | 7.89% |
| INE053F07AY7 | 8.45% Indian Railway Finance Corporation Limited** | CRISIL AAA | 572 | 5,927.69 | 0.78% | 7.32% |
| INE134E08FL2 | 9% Power Finance Corporation Limited** | CRISIL AAA | 500 | 5,200.93 | 0.68% | 7.49% |
| INE306N07LO1 | 8.5% Tata Capital Limited** | CRISIL AAA | 500 | 5,134.99 | 0.67% | 7.79% |
| INE976I07CV5 | 8.14% Tata Capital Limited** | CRISIL AAA | 5,000 | 5,058.58 | 0.66% | 7.79% |
| INE033L07IH5 | 8.05% Tata Capital Housing Finance Limited** | CRISIL AAA | 5,000 | 5,054.74 | 0.66% | 7.73% |
| INE507T07096 | 8.05% Summit Digitel Infrastructure Limited** | CRISIL AAA | 500 | 5,040.95 | 0.66% | 7.89% |
| INE127K08017 | 8.25% Nomura Fixed Inc Securities Pvt Ltd** | FITCH AAA | 5,000 | 5,025.68 | 0.66% | 7.97% |
| INE219X07454 | 7.87% IndiGrid Infrastructure Trust** | CRISIL AAA | 5,000 | 5,023.28 | 0.66% | 7.84% |
| INE261F08ED0 | 7.83% National Bank For Agriculture and Rural Development** | CRISIL AAA | 5,000 | 5,017.65 | 0.66% | 7.61% |
| INE357L07457 | 8.5% Nomura Capital India Pvt Limited** | FITCH AAA | 5,000 | 5,016.25 | 0.66% | 8.27% |
| INE357L07465 | 8.55% Nomura Capital India Pvt Limited** | FITCH AAA | 5,000 | 5,014.95 | 0.66% | 8.33% |
| INE774D08MX9 | 8.24% Mahindra & Mahindra Financial Services Limited** | CRISIL AAA | 5,000 | 5,011.60 | 0.66% | 8.19% |
| INE151A08349 | 7.75% Tata Communications Limited** | CARE AAA | 5,000 | 5,008.72 | 0.66% | 7.58% |
| INE976I08417 | 8.22% Tata Capital Limited | CRISIL AAA | 50 | 4,996.17 | 0.65% | 8.22% |
| INE020B08EX4 | 7.46% REC Limited** | CRISIL AAA | 5,000 | 4,991.21 | 0.65% | 7.50% |
| INE053F07CA3 | 7.08% Indian Railway Finance Corporation Limited** | CRISIL AAA | 500 | 4,965.43 | 0.65% | 7.25% |
| INE01X07042 | 7.96% Pipeline Infrastructure Private Limited** | CRISIL AAA | 4,400 | 4,440.51 | 0.58% | 7.82% |
| INE01X07059 | 7.96% Pipeline Infrastructure Private Limited** | CRISIL AAA | 4,400 | 4,424.20 | 0.58% | 7.87% |
| INE261F08EH1 | 7.62% National Bank For Agriculture and Rural Development** | CRISIL AAA | 4,000 | 4,026.23 | 0.53% | 7.42% |
| INE115A07QU9 | 7.75% LIC Housing Finance Limited** | CRISIL AAA | 4,000 | 4,010.60 | 0.53% | 7.66% |
| INE020B08BL8 | 8.6% REC Limited** | CRISIL AAA | 250 | 2,617.17 | 0.34% | 7.39% |
| INE020B08BC7 | 8.7% REC Limited** | CRISIL AAA | 250 | 2,605.05 | 0.34% | 7.50% |
| INE206D08501 | 7.7% Nuclear Power Corporation Of India Limited** | ICRA AAA | 2,500 | 2,526.69 | 0.33% | 7.30% |
| INE053F08320 | 7.45% Indian Railway Finance Corporation Limited** | CRISIL AAA | 2,500 | 2,510.41 | 0.33% | 7.32% |
| INE514E08GE8 | 7.35% Export Import Bank of India | CRISIL AAA | 2,500 | 2,504.29 | 0.33% | 7.31% |
| INE033L07IC6 | 7.84% Tata Capital Housing Finance Limited | CRISIL AAA | 2,500 | 2,500.83 | 0.33% | 7.80% |
| INE020B08AC9 | 7.54% REC Limited** | CRISIL AAA | 250 | 2,497.54 | 0.33% | 7.59% |
| INE556F08K9 | 7.44% Small Industries Dev Bank of India | CRISIL AAA | 2,500 | 2,492.21 | 0.33% | 7.61% |
| INE134E08KC1 | 8.85% Power Finance Corporation Limited** | CRISIL AAA | 150 | 1,578.47 | 0.21% | 7.37% |
| INE040A08955 | 7.7% HDFC Bank Limited** | CRISIL AAA | 500 | 500.79 | 0.07% | 7.62% |
| INE020B08EL2 | 7.44% REC Limited** | CRISIL AAA | 500 | 498.79 | 0.07% | 7.63% |
| | **Zero Coupon Bonds** | | | | | |
| INE667F07IG4 | Sundaram Home Finance Limited** | ICRA AAA | 1,488 | 17,944.21 | 2.35% | 7.80% |
| INE0H7R07066 | National Highways Infra Trust** | CARE AAA | 1,800 | 919.80 | 0.12% | 7.75% |
| INE0H7R07058 | National Highways Infra Trust** | CARE AAA | 1,800 | 853.64 | 0.11% | 7.75% |
| | **Subtotal** | | | **6,90,335.08** | **90.44%** | |
| | **(b) Privately placed / Unlisted** | | | **NIL** | **NIL** | **NIL** |
| | **Subtotal** | | | **NIL** | **NIL** | **NIL** |
| | **(c) Securitised Debt** | | | | | |
| INE16J715027 | India Universal Trust** | FITCH AAA(SO) | 149 | 14,213.27 | 1.86% | 8.34% |
| INE1C8K15029 | India Universal Trust** | CRISIL AAA(SO) | 100 | 9,602.63 | 1.26% | 8.41% |
| INE16J715035 | India Universal Trust** | FITCH AAA(SO) | 86 | 8,447.24 | 1.11% | 8.32% |
| INE16J715019 | India Universal Trust** | FITCH AAA(SO) | 50 | 4,024.76 | 0.53% | 8.34% |
| | **Subtotal** | | | **36,287.90** | **4.76%** | |
| | **Total** | | | **7,26,622.98** | **95.20%** | |
| | **Derivatives** | | | | | |
| | **Interest Rate Swaps** | | | | | |
| | Interest Rate Swaps Pay Fix Receive Floating (27/03/2025) (FV 20000 Lacs) | | | 1.06 | $0.00% | |
| | Interest Rate Swaps Pay Fix Receive Floating (04/02/2025) (FV 25000 Lacs) | | | 0.33 | $0.00% | |
| | Interest Rate Swaps Pay Fix Receive Floating (07/02/2025) (FV 15000 Lacs) | | | 0.17 | $0.00% | |
| | Interest Rate Swaps Pay Fix Receive Floating (13/02/2025) (FV 20000 Lacs) | | | 0.16 | $0.00% | |
| | Interest Rate Swaps Pay Fix Receive Floating (07/02/2025) (FV 10000 Lacs) | | | 0.11 | $0.00% | |
| | Interest Rate Swaps Pay Fix Receive Floating (18/02/2025) (FV 15000 Lacs) | | | (0.02) | $0.00% | |
| | Interest Rate Swaps Pay Fix Receive Floating (18/02/2025) (FV 15000 Lacs) | | | (0.05) | $0.00% | |
| | Interest Rate Swaps Pay Fix Receive Floating (19/02/2025) (FV 15000 Lacs) | | | (0.14) | $0.00% | |
| | Interest Rate Swaps Pay Fix Receive Floating (28/02/2025) (FV 15000 Lacs) | | | (0.29) | $0.00% | |
| | Interest Rate Swaps Pay Fix Receive Floating (28/02/2025) (FV 20000 Lacs) | | | (0.38) | $0.00% | |
| | Interest Rate Swaps Pay Fix Receive Floating (07/02/2025) (FV 20000 Lacs) | | | (0.38) | $0.00% | |
| | Interest Rate Swaps Pay Fix Receive Floating (24/02/2025) (FV 10000 Lacs) | | | (0.41) | $0.00% | |
| | Interest Rate Swaps Pay Fix Receive Floating (24/02/2025) (FV 25000 Lacs) | | | (0.50) | $0.00% | |
| | Interest Rate Swaps Pay Fix Receive Floating (28/02/2025) (FV 25000 Lacs) | | | (0.55) | $0.00% | |
| | Interest Rate Swaps Pay Fix Receive Floating (28/02/2025) (FV 25000 Lacs) | | | (0.55) | $0.00% | |
| | Interest Rate Swaps Pay Fix Receive Floating (24/02/2025) (FV 25000 Lacs) | | | (0.58) | $0.00% | |
| | Interest Rate Swaps Pay Fix Receive Floating (26/02/2025) (FV 25000 Lacs) | | | (0.63) | $0.00% | |
| | Interest Rate Swaps Pay Fix Receive Floating (24/02/2025) (FV 15000 Lacs) | | | (0.66) | $0.00% | |
| | Interest Rate Swaps Pay Fix Receive Floating (26/02/2025) (FV 25000 Lacs) | | | (0.70) | $0.00% | |
| | Interest Rate Swaps Pay Fix Receive Floating (26/08/2027) (FV 7500 Lacs) | | | (4.61) | $0.00% | |
| | Interest Rate Swaps Pay Fix Receive Floating (23/08/2027) (FV 10000 Lacs) | | | (7.33) | $0.00% | |
| | Interest Rate Swaps Pay Fix Receive Floating (23/08/2027) (FV 10000 Lacs) | | | (7.91) | $0.00% | |
| | Interest Rate Swaps Pay Fix Receive Floating (06/08/2027) (FV 10000 Lacs) | | | (14.31) | $0.00% | |
| | **Total** | | | **(38.17)** | **0.00%** | |
| | **Money Market Instruments** | | | | | |
| | **Certificate of Deposit** | | | | | |
| INE040A16EP6 | HDFC Bank Limited** | CARE A1+ | 2,000 | 9,946.44 | 1.30% | 7.28% |
| | **Triparty Repo/ Reverse Repo Instrument** | | | | | |
| | Triparty Repo | | | 6,131.66 | 0.80% | |
| | **Total** | | | **16,078.10** | **2.10%** | |
| | **Alternative Investment Fund Units** | | | | | |
| INF0RQ622028 | Corporate Debt Market Development Fund Class A2 | | 19,500 | 2,127.51 | 0.28% | |
| | **Subtotal** | | | **2,127.51** | **0.28%** | |
| | **Total** | | | **2,127.51** | **0.28%** | |
| | **OTHERS** | | | | | |
| | Cash Margin - CCIL | | | 173.92 | 0.02% | |
| | **Total** | | | **173.92** | **0.02%** | |
| | **Net Current Assets** | | | **18,503.06** | **2.40%** | |
| | **GRAND TOTAL** | | | **7,63,467.40** | **100.00%** | |

**** Non Traded Securities/Illiquid Securities**
**$ Less Than 0.01% of NAV**

**Disclosure of Yield to Call**
"With Reference to " AMFI Best Practices Guidelines Circular No. 91/ 2020 – 21 on Valuation of AT-1 Bonds and Tier 2 Bonds" disclosure of Yield to Call as follows"

| isin_code | security_name | Yield to Call |
|---|---|---|
| INE062A08256 | 6.24% SBI NCDSr2 BSIII Tier2 (M21/9/30)CALL19/9/25 | 7.74% |

**SCHEME RISK-O-METER**

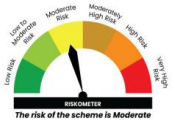


*The risk of the scheme is Moderate*

**BENCHMARK NAME - NIFTY SHORT DURATION DEBT INDEX A-II**
**BENCHMARK RISK-O-METER**

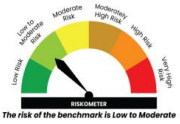


*The risk of the benchmark is Low to Moderate*

Data Classification: Public

**Nippon India Credit Risk Fund (An open ended debt scheme predominantly investing in AA and below rated corporate bonds (excluding AA+ rated corporate bonds). Relatively High interest rate risk and Relatively High Credit Risk. )**

Index

**Monthly Portfolio Statement as on January 31,2025**

| ISIN | Name of the Instrument | Industry / Rating | Quantity | Market/Fair Value ( Rs. in Lacs) | % to NAV | YIELD |
|---|---|---|---|---|---|---|
| | **Debt Instruments** | | | | | |
| | **(a) Listed / awaiting listing on Stock Exchange** | | | | | |
| | **Government Securities** | | | | | |
| IN0020230135 | 7.32% Government of India | SOVEREIGN | 70,00,000 | 7,212.65 | 7.36% | 6.79% |
| IN0020220011 | 7.1% Government of India | SOVEREIGN | 50,00,000 | 5,082.97 | 5.19% | 6.75% |
| IN0020230036 | 7.17% Government of India | SOVEREIGN | 5,00,000 | 510.81 | 0.52% | 6.78% |
| | **Non Convertible Debentures** | | | | | |
| INE507T07062 | 6.59% Summit Digitel Infrastructure Limited** | CRISIL AAA | 620 | 6,114.26 | 6.24% | 7.89% |
| INE154Z07011 | 8.44% Renew Solar Energy (Jharkhand Five) Private Ltd** | CARE AA | 5,000 | 4,871.84 | 4.97% | 8.78% |
| INE055A08060 | 8.55% Aditya Birla Real Estate Limited** | CRISIL AA | 4,500 | 4,499.46 | 4.59% | 8.53% |
| INE432R07414 | 9.25% Shriram Housing Finance Limited** | CRISIL AA | 4,000 | 4,027.96 | 4.11% | 9.11% |
| INE757O07049 | 11.75% Prestige Projects Private Limited | ICRA A | 4,000 | 4,026.32 | 4.11% | 11.00% |
| INE149K07013 | 11% Sandur Manganese And Iron Ores Ltd** | ICRA A+ | 4,000 | 3,918.62 | 4.00% | 12.12% |
| INE755L07015 | 10.81% Bamboo Hotel And Global Centre (Delhi) Private limited** | ICRA A+(CE) | 3,800 | 3,785.48 | 3.86% | 11.49% |
| INE516Y07444 | 6.75% Piramal Capital & Housing Finance Limited** | ICRA AA | 4,85,063 | 3,685.90 | 3.76% | 10.44% |
| INE657H08035 | 9.75% Delhi International Airport Limited** | ICRA AA- | 3,500 | 3,549.24 | 3.62% | 9.60% |
| INE896L07926 | 9.95% IndoStar Capital Finance Limited** | CRISIL AA- | 3,500 | 3,506.86 | 3.58% | 9.90% |
| INE389Z07039 | 10.48% Profectus Capital Private Limited** | CRISIL A- | 2,620 | 2,629.53 | 2.68% | 10.43% |
| INE0CCU07116 | 7.96% Mindspace Business Parks REIT** | CRISIL AAA | 2,500 | 2,531.22 | 2.58% | 7.83% |
| INE091A07208 | 8.5% Nirma Limited** | CRISIL AA | 2,500 | 2,520.60 | 2.57% | 8.04% |
| INE556F08KK5 | 7.79% Small Industries Dev Bank of India | CRISIL AAA | 2,500 | 2,513.36 | 2.57% | 7.52% |
| INE233A08139 | 8.42% Godrej Industries Limited** | CRISIL AA+ | 2,500 | 2,513.30 | 2.57% | 8.20% |
| INE08Z607083 | 9.9% Vastu Finserve India Private Limited** | CARE AA- | 2,500 | 2,496.30 | 2.55% | 9.87% |
| INE442H08057 | 8.75% Ashoka Buildcon Limited** | CARE AA- | 2,500 | 2,484.58 | 2.54% | 9.53% |
| INE530B07419 | 9.8% IIFL Finance Limited** | CRISIL AA | 2,000 | 1,993.26 | 2.03% | 10.62% |
| INE01AI07025 | 9.4% Indostar Home Finance Private Limited** | CRISIL AA- | 2,000 | 1,985.53 | 2.03% | 10.44% |
| INE406M08011 | 8.73% Eris Lifesciences Limited** | FITCH AA- | 1,500 | 1,504.87 | 1.54% | 8.53% |
| INE442H08032 | 8.75% Ashoka Buildcon Limited** | CARE AA- | 1,100 | 1,093.17 | 1.12% | 9.52% |
| INE01HV07429 | 9.65% Vivriti Capital Private Limited** | ICRA A+ | 2,90,000 | 1,084.26 | 1.11% | 10.96% |
| INE134E08IT9 | 7.6% Power Finance Corporation Limited** | CRISIL AAA | 100 | 1,003.99 | 1.02% | 7.52% |
| INE213W07228 | 8.4% SMFG India Home Finance Company Limited** | CARE AAA | 100 | 1,001.47 | 1.02% | 8.16% |
| INE01HV07379 | 10.15% Vivriti Capital Private Limited** | ICRA A+ | 1,000 | 993.75 | 1.01% | 10.95% |
| INE01AI07033 | 9.4% Indostar Home Finance Private Limited** | CRISIL AA- | 1,000 | 992.12 | 1.01% | 10.41% |
| INE896L07884 | 10.25% IndoStar Capital Finance Limited** | CRISIL AA- | 480 | 480.80 | 0.49% | 10.50% |
| INE1C3207016 | 9.35% Telangana State Industrial Infrastructure Corporation Limited | FITCH AA(CE) | 440 | 452.49 | 0.46% | 9.20% |
| INE1C3207024 | 9.35% Telangana State Industrial Infrastructure Corporation Limited | FITCH AA(CE) | 440 | 451.49 | 0.46% | 9.21% |
| INE1C3207040 | 9.35% Telangana State Industrial Infrastructure Corporation Limited | FITCH AA(CE) | 440 | 450.72 | 0.46% | 9.15% |
| INE1C3207032 | 9.35% Telangana State Industrial Infrastructure Corporation Limited | FITCH AA(CE) | 440 | 450.72 | 0.46% | 9.20% |
| INE1C3207065 | 9.35% Telangana State Industrial Infrastructure Corporation Limited | FITCH AA(CE) | 440 | 448.90 | 0.46% | 9.18% |
| INE1C3207073 | 9.35% Telangana State Industrial Infrastructure Corporation Limited | FITCH AA(CE) | 440 | 448.04 | 0.46% | 9.15% |
| INE1C3207081 | 9.35% Telangana State Industrial Infrastructure Corporation Limited | FITCH AA(CE) | 440 | 445.94 | 0.46% | 9.20% |
| INE1C3207057 | 9.35% Telangana State Industrial Infrastructure Corporation Limited | FITCH AA(CE) | 440 | 444.04 | 0.45% | 9.24% |
| | **Subtotal** | | | **88,206.82** | **90.02%** | |
| | **(b) Privately placed / Unlisted** | | | **NIL** | **NIL** | **NIL** |
| | **Subtotal** | | | **NIL** | **NIL** | **NIL** |
| | **(c) Securitised Debt** | | | | | |
| INE10VT15022 | Vajra Trust** | ICRA AAA(SO) | 10 | 954.81 | 0.97% | 10.11% |
| | **Subtotal** | | | **954.81** | **0.97%** | |
| | **Total** | | | **89,161.63** | **90.99%** | |
| | **Money Market Instruments** | | | | | |
| | **Commercial Paper** | | | | | |
| INE723X14IQ3 | Trust Investment Advisors Private Limited** | CARE A1+ | 200 | 980.06 | 1.00% | 9.40% |
| | **Triparty Repo/ Reverse Repo Instrument** | | | | | |
| | Triparty Repo | | | 5,970.35 | 6.09% | |
| | **Total** | | | **6,950.41** | **7.09%** | |
| | **Alternative Investment Fund Units** | | | | | |
| INF0RQ622028 | Corporate Debt Market Development Fund Class A2 | | 2,567 | 280.05 | 0.29% | |
| | **Subtotal** | | | **280.05** | **0.29%** | |
| | **Total** | | | **280.05** | **0.29%** | |
| | **OTHERS** | | | | | |
| | Cash Margin - CCIL | | | 9.37 | 0.01% | |
| | **Total** | | | **9.37** | **0.01%** | |
| | **Net Current Assets** | | | **1,569.44** | **1.62%** | |
| | **GRAND TOTAL** | | | **97,970.90** | **100.00%** | |

**** Non Traded Securities/Illiquid Securities**

**Nippon India Mutual Fund has segregated debt securities of Yes Bank Limited from portfolio of the scheme due to rating downgrade by ICRA to "D" on March 6, 2020.**

**NIPPON INDIA CREDIT RISK FUND-SEGREGATED PORTFOLIO 2**

| ISIN | Name of the Instrument | Industry / Rating | Quantity | Market/Fair Value ( Rs. in Lacs) | % to NAV |
|---|---|---|---|---|---|
| | **Debt Instruments** | | | | |
| | **(a) Listed / awaiting listing on Stock Exchange** | | | | |
| | **Non Convertible Debentures** | | | | |
| INE528G08352 | 9.5% Yes Bank Limited **# | ICRA D | 898 | 0.00 | $0.00% |
| INE528G08394 | 9% Yes Bank Limited **# | ICRA D | 6,500 | 0.00 | $0.00% |
| | **Subtotal** | | | **0.00** | **0.00%** |
| | **(b) Privately placed / Unlisted** | | | **NIL** | **NIL** |
| | **Subtotal** | | | **NIL** | **NIL** |
| | **(c) Securitised Debt** | | | | |
| | **Subtotal** | | | **NIL** | **NIL** |
| | **Total** | | | **0.00** | **0.00%** |
| | **Net Current Assets** | | | **0.00** | **100.00%** |
| | **GRAND TOTAL** | | | **0.00** | **100.00%** |

**** Non Traded Securities/Illiquid Securities**

**$ Less Than 0.01% of NAV**

**# Securities classified as below investment grade or default**

**SCHEME RISK-O-METER**

**BENCHMARK NAME - CRISIL CREDIT RISK DEBT B-II INDEX**

**BENCHMARK RISK-O-METER**

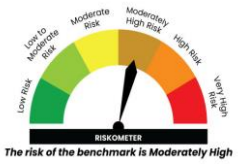

Data Classification: Public

**NIPPON INDIA VALUE FUND (An Open Ended Equity Scheme Following A Value Investment Strategy)**

Index

**Monthly Portfolio Statement as on January 31,2025**

| ISIN | Name of the Instrument | Industry / Rating | Quantity | Market/Fair Value ( Rs. in Lacs) | % to NAV | YIELD |
|---|---|---|---|---|---|---|
| | **Equity & Equity related** | | | | | |
| | **(a) Listed / awaiting listing on Stock Exchanges** | | | | | |
| INE040A01034 | HDFC Bank Limited | Banks | 39,89,600 | 67,773.33 | 8.30% | |
| INE090A01021 | ICICI Bank Limited | Banks | 37,04,797 | 46,413.70 | 5.68% | |
| INE009A01021 | Infosys Limited | IT - Software | 22,00,779 | 41,370.24 | 5.06% | |
| INE397D01024 | Bharti Airtel Limited | Telecom - Services | 16,17,248 | 26,301.30 | 3.22% | |
| INE733E01010 | NTPC Limited | Power | 74,34,650 | 24,088.27 | 2.95% | |
| INE935N01020 | Dixon Technologies (India) Limited | Consumer Durables | 1,60,369 | 24,032.82 | 2.94% | |
| INE018A01030 | Larsen & Toubro Limited | Construction | 6,28,547 | 22,422.79 | 2.74% | |
| INE213A01029 | Oil & Natural Gas Corporation Limited | Oil | 75,24,956 | 19,761.29 | 2.42% | |
| INE095A01012 | IndusInd Bank Limited | Banks | 18,98,495 | 18,817.88 | 2.30% | |
| INE457L01029 | PG Electroplast Limited | Consumer Durables | 23,12,367 | 18,094.27 | 2.21% | |
| INE257A01026 | Bharat Heavy Electricals Limited | Electrical Equipment | 86,08,367 | 17,913.15 | 2.19% | |
| INE205A01025 | Vedanta Limited | Diversified Metals | 39,09,092 | 17,254.73 | 2.11% | |
| INE002A01018 | Reliance Industries Limited | Petroleum Products | 13,20,396 | 16,704.33 | 2.04% | |
| INE101A01026 | Mahindra & Mahindra Limited | Automobiles | 5,01,900 | 15,006.06 | 1.84% | |
| INE214T01019 | LTIMindtree Limited | IT - Software | 2,52,514 | 14,934.06 | 1.83% | |
| INE467B01029 | Tata Consultancy Services Limited | IT - Software | 3,59,812 | 14,796.91 | 1.81% | |
| INE296A01024 | Bajaj Finance Limited | Finance | 1,73,775 | 13,702.33 | 1.68% | |
| INE062A01020 | State Bank of India | Banks | 16,72,779 | 12,928.91 | 1.58% | |
| INE021A01026 | Asian Paints Limited | Consumer Durables | 5,50,000 | 12,654.40 | 1.55% | |
| INE094A01015 | Hindustan Petroleum Corporation Limited | Petroleum Products | 32,36,184 | 11,593.63 | 1.42% | |
| INE149A01033 | Cholamandalam Financial Holdings Limited | Finance | 7,51,815 | 11,418.57 | 1.40% | |
| INE749A01030 | Jindal Steel & Power Limited | Ferrous Metals | 14,40,400 | 11,401.49 | 1.40% | |
| INE540L01014 | Alkem Laboratories Limited | Pharmaceuticals & Biotechnology | 2,19,804 | 11,128.79 | 1.36% | |
| INE061F01013 | Fortis Healthcare Limited | Healthcare Services | 16,78,114 | 10,743.29 | 1.31% | |
| INE685A01028 | Torrent Pharmaceuticals Limited | Pharmaceuticals & Biotechnology | 3,28,626 | 10,743.11 | 1.31% | |
| INE066P01011 | Inox Wind Limited | Electrical Equipment | 60,00,000 | 10,115.40 | 1.24% | |
| INE038A01020 | Hindalco Industries Limited | Non - Ferrous Metals | 17,00,000 | 10,103.10 | 1.24% | |
| INE922K01024 | India Shelter Finance Corporation Limited | Finance | 14,81,210 | 9,795.24 | 1.20% | |
| INE123W01016 | SBI Life Insurance Company Limited | Insurance | 6,50,000 | 9,643.40 | 1.18% | |
| INE263A01024 | Bharat Electronics Limited | Aerospace & Defense | 32,90,353 | 9,629.22 | 1.18% | |
| INE0ONG01011 | NTPC Green Energy Limited | Power | 77,00,718 | 8,848.90 | 1.08% | |
| INE299U01018 | Crompton Greaves Consumer Electricals Limited | Consumer Durables | 24,00,000 | 8,241.60 | 1.01% | |
| INE238A01034 | Axis Bank Limited | Banks | 8,35,723 | 8,241.06 | 1.01% | |
| INE09VQ01012 | Indigo Paints Limited | Consumer Durables | 6,50,000 | 8,236.80 | 1.01% | |
| INE180A01020 | Max Financial Services Limited | Insurance | 7,25,060 | 8,089.86 | 0.99% | |
| INE522F01014 | Coal India Limited | Consumable Fuels | 20,00,000 | 7,918.00 | 0.97% | |
| INE347G01014 | Petronet LNG Limited | Gas | 24,58,359 | 7,773.33 | 0.95% | |
| INE572E01012 | PNB Housing Finance Limited | Finance | 8,80,438 | 7,732.01 | 0.95% | |
| INE721A01047 | Shriram Finance Limited | Finance | 14,12,985 | 7,683.11 | 0.94% | |
| INE094J01016 | UTI Asset Management Company Limited | Capital Markets | 7,32,487 | 7,606.88 | 0.93% | |
| INE732I01013 | Angel One Limited | Capital Markets | 3,19,258 | 7,490.11 | 0.92% | |
| INE589A01014 | NLC India Limited | Power | 33,49,663 | 7,433.57 | 0.91% | |
| INE217B01036 | Kajaria Ceramics Limited | Consumer Durables | 7,19,892 | 7,137.01 | 0.87% | |
| INE918Z01012 | Kaynes Technology India Limited | Industrial Manufacturing | 1,32,512 | 6,350.44 | 0.78% | |
| INE211B01039 | The Phoenix Mills Limited | Realty | 3,79,912 | 6,237.40 | 0.76% | |
| INE306R01017 | Intellect Design Arena Limited | IT - Software | 7,61,744 | 6,177.74 | 0.76% | |
| INE216P01012 | Aavas Financiers Limited | Finance | 3,50,000 | 5,994.80 | 0.73% | |
| INE047A01021 | Grasim Industries Limited | Cement & Cement Products | 2,38,846 | 5,992.29 | 0.73% | |
| INE203G01027 | Indraprastha Gas Limited | Gas | 29,00,000 | 5,852.20 | 0.72% | |
| INE795G01014 | HDFC Life Insurance Company Limited | Insurance | 9,00,000 | 5,742.45 | 0.70% | |
| INE154A01025 | ITC Limited | Diversified FMCG | 12,41,176 | 5,554.26 | 0.68% | |
| INE02YR01019 | Electronics Mart India Limited | Retailing | 35,17,408 | 5,166.37 | 0.63% | |
| INE669C01036 | Tech Mahindra Limited | IT - Software | 3,00,540 | 5,032.39 | 0.62% | |
| INE01A001028 | Stanley Lifestyles Limited | Consumer Durables | 15,00,000 | 5,019.00 | 0.61% | |
| INE269A01021 | Sonata Software Limited | IT - Software | 8,85,002 | 4,681.66 | 0.57% | |
| INE063P01018 | Equitas Small Finance Bank Limited | Banks | 69,16,688 | 4,599.60 | 0.56% | |
| INE552Z01027 | Allied Blenders And Distillers Limited | Beverages | 11,74,185 | 4,544.68 | 0.56% | |
| INE787D01026 | Balkrishna Industries Limited | Auto Components | 1,57,485 | 4,364.30 | 0.53% | |
| INE158A01026 | Hero MotoCorp Limited | Automobiles | 99,530 | 4,318.76 | 0.53% | |
| INE355A01028 | Somany Ceramics Limited | Consumer Durables | 7,63,388 | 3,893.28 | 0.48% | |
| INE045A01017 | Ador Welding Limited | Industrial Products | 3,38,377 | 3,373.28 | 0.41% | |
| INE985S01024 | TeamLease Services Limited | Commercial Services & Supplies | 1,36,677 | 3,337.86 | 0.41% | |
| INE976G01028 | RBL Bank Limited | Banks | 20,00,000 | 3,295.40 | 0.40% | |
| INE08ZM01014 | Greenpanel Industries Limited | Consumer Durables | 8,33,278 | 2,903.97 | 0.36% | |
| INE462A01022 | Bayer Cropscience Limited | Fertilizers & Agrochemicals | 51,730 | 2,646.46 | 0.32% | |
| IN9397D01014 | Bharti Airtel Limited- Partly Paid up | Telecom - Services | 1,94,089 | 2,327.61 | 0.28% | |
| INE398R01022 | Syngene International Limited | Healthcare Services | 3,10,892 | 2,321.28 | 0.28% | |
| INE389H01022 | KEC International Limited | Construction | 2,58,194 | 2,170.90 | 0.27% | |
| INE139R01012 | Fusion Finance Limited | Finance | 12,26,719 | 2,169.82 | 0.27% | |
| INE235A01022 | Finolex Cables Limited | Industrial Products | 1,82,036 | 1,823.09 | 0.22% | |
| INE042A01014 | Escorts Kubota Limited | Agricultural, Commercial & Construction Vehicles | 50,000 | 1,811.73 | 0.22% | |
| INE00M201021 | Sterling And Wilson Renewable Energy Limited | Construction | 4,24,215 | 1,403.73 | 0.17% | |
| INE320J01015 | RITES Limited | Construction | 4,75,761 | 1,241.02 | 0.15% | |
| INE0BS701011 | Premier Energies Limited | Electrical Equipment | 86,559 | 893.33 | 0.11% | |
| INE171Z01026 | Bharat Dynamics Limited | Aerospace & Defense | 62,967 | 821.72 | 0.10% | |
| INE348B01021 | Century Plyboards (India) Limited | Consumer Durables | 1,00,000 | 804.65 | 0.10% | |
| INE00R701025 | Dalmia Bharat Limited | Cement & Cement Products | 39,613 | 739.32 | 0.09% | |
| INE379A01028 | ITC Hotels Limited | Leisure Services | 1,24,117 | 202.25 | 0.02% | |
| | **Subtotal** | | | **7,87,527.29** | **96.36%** | |
| | **(b) UNLISTED** | | | | | |
| INE549I01011 | Innoventive Industries Limited** | Industrial Products | 30,00,000 | 0.00 | $0.00% | |
| | **Subtotal** | | | **0.00** | **0.00%** | |
| | **Total** | | | **7,87,527.29** | **96.36%** | |
| | **Money Market Instruments** | | | | | |
| | **Triparty Repo/ Reverse Repo Instrument** | | | | | |
| | Triparty Repo | | | 27,452.98 | 3.36% | |
| | **Total** | | | **27,452.98** | **3.36%** | |
| | **Exchange Traded Funds** | | | | | |
| INF204KB18I3 | Nippon India ETF Nifty 50 Value 20 | | 12,60,000 | 1,928.68 | 0.24% | |
| | **Total** | | | **1,928.68** | **0.24%** | |
| | **OTHERS** | | | | | |
| | Cash Margin - CCIL | | | 149.26 | 0.02% | |
| | **Total** | | | **149.26** | **0.02%** | |
| | **Net Current Assets** | | | **(38.34)** | **0.02%** | |
| | **GRAND TOTAL** | | | **8,17,019.87** | **100.00%** | |

**** Non Traded Securities/Illiquid Securities**
**$ Less Than 0.01% of NAV**

**SCHEME RISK-O-METER**

**BENCHMARK NAME - NIFTY 500 TRI**
**BENCHMARK RISK-O-METER**

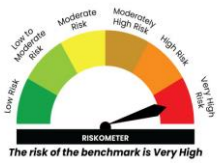

Data Classification: Public

**NIPPON INDIA EQUITY HYBRID FUND (An Open Ended Hybrid Scheme Investing Predominantly In Equity And Equity Related Instruments)**

Index

**Monthly Portfolio Statement as on January 31,2025**

| ISIN | Name of the Instrument | Industry / Rating | Quantity | Market/Fair Value ( Rs. in Lacs) | % to NAV | YIELD |
|---|---|---|---|---|---|---|
| | **Equity & Equity related** | | | | | |
| | **(a) Listed / awaiting listing on Stock Exchanges** | | | | | |
| INE040A01034 | HDFC Bank Limited | Banks | 11.82.356 | 20.085.27 | 5.41% | |
| INE090A01021 | ICICI Bank Limited | Banks | 15.70.000 | 19.668.96 | 5.30% | |
| INE009A01021 | Infosys Limited | IT - Software | 7.30.000 | 13.722.54 | 3.70% | |
| INE018A01030 | Larsen & Toubro Limited | Construction | 3.54.838 | 12.658.49 | 3.41% | |
| INE397D01024 | Bharti Airtel Limited | Telecom - Services | 6.65.000 | 10.814.90 | 2.91% | |
| INE002A01018 | Reliance Industries Limited | Petroleum Products | 8.06.000 | 10.196.71 | 2.75% | |
| INE238A01034 | Axis Bank Limited | Banks | 9.33.200 | 9.202.29 | 2.48% | |
| INE733E01010 | NTPC Limited | Power | 28.00.620 | 9.074.01 | 2.44% | |
| INE062A01020 | State Bank of India | Banks | 10.10.000 | 7.806.29 | 2.10% | |
| INE101A01026 | Mahindra & Mahindra Limited | Automobiles | 2.35.000 | 7.026.15 | 1.89% | |
| INE044A01036 | Sun Pharmaceutical Industries Limited | Pharmaceuticals & Biotechnology | 4.00.000 | 6.975.80 | 1.88% | |
| INE935N01020 | Dixon Technologies (India) Limited | Consumer Durables | 40.000 | 5.994.38 | 1.61% | |
| INE030A01027 | Hindustan Unilever Limited | Diversified FMCG | 2.21.296 | 5.463.36 | 1.47% | |
| INE749A01030 | Jindal Steel & Power Limited | Ferrous Metals | 6.82.000 | 5.398.37 | 1.45% | |
| INE296A01024 | Bajaj Finance Limited | Finance | 65.600 | 5.172.63 | 1.39% | |
| INE326A01037 | Lupin Limited | Pharmaceuticals & Biotechnology | 2.35.000 | 4.889.06 | 1.32% | |
| INE094J01016 | UTI Asset Management Company Limited | Capital Markets | 4.69.674 | 4.877.56 | 1.31% | |
| INE860A01027 | HCL Technologies Limited | IT - Software | 2.65.000 | 4.572.44 | 1.23% | |
| INE123W01016 | SBI Life Insurance Company Limited | Insurance | 3.00.000 | 4.450.80 | 1.20% | |
| INE155A01022 | Tata Motors Limited | Automobiles | 6.00.000 | 4.296.60 | 1.16% | |
| INE494B01023 | TVS Motor Company Limited | Automobiles | 1.65.810 | 4.075.44 | 1.10% | |
| INE646L01027 | InterGlobe Aviation Limited | Transport Services | 85.150 | 3.682.18 | 0.99% | |
| INE066F01020 | Hindustan Aeronautics Limited | Aerospace & Defense | 92.261 | 3.632.13 | 0.98% | |
| INE154A01025 | ITC Limited | Diversified FMCG | 7.97.847 | 3.570.37 | 0.96% | |
| INE961O01016 | Rainbow Childrens Medicare Limited | Healthcare Services | 2.48.655 | 3.540.23 | 0.95% | |
| INE081A01020 | Tata Steel Limited | Ferrous Metals | 25.72.980 | 3.463.75 | 0.93% | |
| INE732I01013 | Angel One Limited | Capital Markets | 1.41.882 | 3.328.69 | 0.90% | |
| INE811K01011 | Prestige Estates Projects Limited | Realty | 2.33.754 | 3.177.89 | 0.86% | |
| INE854D01024 | United Spirits Limited | Beverages | 2.15.000 | 3.061.60 | 0.82% | |
| INE095A01012 | IndusInd Bank Limited | Banks | 3.05.000 | 3.023.16 | 0.81% | |
| INE417T01026 | PB Fintech Limited | Financial Technology (Fintech) | 1.64.689 | 2.843.85 | 0.77% | |
| INE522F01014 | Coal India Limited | Consumable Fuels | 7.00.000 | 2.771.30 | 0.75% | |
| INE437A01024 | Apollo Hospitals Enterprise Limited | Healthcare Services | 40.000 | 2.724.20 | 0.73% | |
| INE200M01039 | Varun Beverages Limited | Beverages | 5.00.000 | 2.683.75 | 0.72% | |
| INE758T01015 | Zomato Limited | Retailing | 11.00.000 | 2.423.85 | 0.65% | |
| INE775A01035 | Samvardhana Motherson International Limited | Auto Components | 15.97.764 | 2.257.00 | 0.61% | |
| INE018E01016 | SBI Cards and Payment Services Limited | Finance | 2.69.200 | 2.094.91 | 0.56% | |
| INE671A01010 | Honeywell Automation India Limited | Industrial Manufacturing | 4.973 | 2.012.68 | 0.54% | |
| INE878B01027 | KEI Industries Limited | Industrial Products | 50.000 | 2.011.80 | 0.54% | |
| INE00U401027 | Unicommerce Esolutions Limited | IT - Software | 12.96.372 | 1.871.96 | 0.50% | |
| INE669C01036 | Tech Mahindra Limited | IT - Software | 1.10.000 | 1.841.90 | 0.50% | |
| INE195A01028 | Supreme Industries Limited | Industrial Products | 46.182 | 1.832.87 | 0.49% | |
| INE245A01021 | Tata Power Company Limited | Power | 5.00.000 | 1.822.50 | 0.49% | |
| INE438A01022 | Apollo Tyres Limited | Auto Components | 4.12.840 | 1.805.35 | 0.49% | |
| INE806T01020 | Sapphire Foods India Limited | Leisure Services | 6.07.795 | 1.760.17 | 0.47% | |
| IN9397D01014 | Bharti Airtel Limited- Partly Paid up | Telecom - Services | 1.44.642 | 1.734.62 | 0.47% | |
| INE765G01017 | ICICI Lombard General Insurance Company Limited | Insurance | 83.617 | 1.554.02 | 0.42% | |
| INE149A01033 | Cholamandalam Financial Holdings Limited | Finance | 1.00.000 | 1.518.80 | 0.41% | |
| INE467B01029 | Tata Consultancy Services Limited | IT - Software | 36.072 | 1.483.42 | 0.40% | |
| INE02YR01019 | Electronics Mart India Limited | Retailing | 10.00.550 | 1.469.61 | 0.40% | |
| INE257A01026 | Bharat Heavy Electricals Limited | Electrical Equipment | 7.00.000 | 1.456.63 | 0.39% | |
| INE486A01021 | CESC Limited | Power | 10.00.000 | 1.429.80 | 0.39% | |
| INE872J01023 | Devyani International Limited | Leisure Services | 8.41.640 | 1.419.43 | 0.38% | |
| INE299U01018 | Crompton Greaves Consumer Electricals Limited | Consumer Durables | 3.60.000 | 1.236.24 | 0.33% | |
| INE804L01022 | MedPlus Health Services Limited | Retailing | 1.69.000 | 1.222.46 | 0.33% | |
| INE917I01010 | Bajaj Auto Limited | Automobiles | 13.180 | 1.166.14 | 0.31% | |
| INE068V01023 | Gland Pharma Limited | Pharmaceuticals & Biotechnology | 76.000 | 1.158.81 | 0.31% | |
| INE944F01028 | Radico Khaitan Limited | Beverages | 50.000 | 1.089.20 | 0.29% | |
| INE134E01011 | Power Finance Corporation Limited | Finance | 2.54.007 | 1.073.18 | 0.29% | |
| INE148O01028 | Delhivery Limited | Transport Services | 3.24.400 | 1.041.49 | 0.28% | |
| INE356A01018 | Mphasis Limited | IT - Software | 35.000 | 1.003.78 | 0.27% | |
| INE0I7C01011 | Latent View Analytics Limited | IT - Software | 2.22.543 | 975.07 | 0.26% | |
| INE061F01013 | Fortis Healthcare Limited | Healthcare Services | 1.46.646 | 938.83 | 0.25% | |
| INE01A001028 | Stanley LifestyIes Limited | Consumer Durables | 2.50.000 | 836.50 | 0.23% | |
| INE01EA01019 | Vishal Mega Mart Limited | Retailing | 7.55.743 | 815.82 | 0.22% | |
| INE520A01027 | Zensar Technologies Limited | IT - Software | 91.081 | 792.40 | 0.21% | |
| INE059A01026 | Cipla Limited | Pharmaceuticals & Biotechnology | 53.225 | 787.41 | 0.21% | |
| INE029A01011 | Bharat Petroleum Corporation Limited | Petroleum Products | 3.00.000 | 783.30 | 0.21% | |
| INE622W01025 | Acme Solar Holdings Ltd | Finance | 3.41.872 | 735.54 | 0.20% | |
| INE274F01020 | Westlife Foodworld Limited | Leisure Services | 1.00.033 | 726.09 | 0.20% | |
| INE063P01018 | Equitas Small Finance Bank Limited | Banks | 9.42.378 | 626.68 | 0.17% | |
| INE047A01021 | Grasim Industries Limited | Cement & Cement Products | 14.631 | 367.07 | 0.10% | |
| INE985S01024 | TeamLease Services Limited | Commercial Services & Supplies | 13.832 | 337.80 | 0.09% | |
| INE597I01028 | Sharda Motor Industries Ltd. | Auto Components | 2.900 | 51.90 | 0.01% | |
| | **Subtotal** | | | **2.69.492.18** | **72.55%** | |
| | **(b) UNLISTED** | | | **NIL** | **NIL** | **NIL** |
| | **Subtotal** | | | **NIL** | **NIL** | **NIL** |
| | **Total** | | | **2.69.492.18** | **72.55%** | |
| | **InvIT** | | | | | |
| INE0NR623014 | Cube Highways Trust-InvIT Fund | Transport Infrastructure | 38.00.000 | 4.636.00 | 1.25% | |
| INE0H7R23014 | National Highways Infra Trust | Transport Infrastructure | 18.64.760 | 2.435.38 | 0.66% | |
| | **Subtotal** | | | **7.071.38** | **1.91%** | |
| | **Total** | | | **7.071.38** | **1.91%** | |
| | **REIT** | | | | | |
| INE0CCU25019 | Mindspace Business Parks REIT | Realty | 7.40.095 | 2.767.96 | 0.75% | |
| INE0NDH25011 | Nexus Select Trust - REIT | Realty | 14.00.000 | 1.940.96 | 0.52% | |
| INE0FDU25010 | Brookfield India Real Estate Trust | Realty | 4.10.584 | 1.224.07 | 0.33% | |
| | **Subtotal** | | | **5.932.99** | **1.60%** | |
| | **Total** | | | **5.932.99** | **1.60%** | |
| | **Debt Instruments** | | | | | |
| | **(a) Listed / awaiting listing on Stock Exchange** | | | | | |
| | **Government Securities** | | | | | |
| IN0020240027 | 7.23% Government of India | SOVEREIGN | 75.00.000 | 7.765.08 | 2.09% | 6.95% |
| IN0020230077 | 7.18% Government of India | SOVEREIGN | 59.00.000 | 6.066.46 | 1.63% | 6.96% |
| IN0020240019 | 7.1% Government of India | SOVEREIGN | 50.00.000 | 5.120.32 | 1.38% | 6.86% |
| IN0020210186 | 5.74% Government of India | SOVEREIGN | 6.62.600 | 652.95 | 0.18% | 6.72% |
| IN0020070069 | 8.28% Government of India | SOVEREIGN | 1.00.000 | 103.92 | 0.03% | 6.74% |
| IN0020170042 | 6.68% Government of India | SOVEREIGN | 19.510 | 19.46 | 0.01% | 6.83% |
| IN0020200096 | 6.19% Government of India | SOVEREIGN | 13.200 | 12.65 | $0.00% | 6.90% |
| IN0020190065 | 7.57% Government of India | SOVEREIGN | 10.200 | 10.72 | $0.00% | 6.87% |
| IN0020210160 | 7.3% Government of India | SOVEREIGN | 10.000 | 10.04 | $0.00% | 7.35% |
| IN0020180454 | 7.26% Government of India | SOVEREIGN | 8.600 | 8.79 | $0.00% | 6.73% |
| | **Non Convertible Debentures** | | | | | |
| INE813H07259 | 8.65% Torrent Power Limited** | CRISIL AA+ | 300 | 3.130.81 | 0.84% | 7.83% |
| INE774D07VF8 | 8.18% Mahindra & Mahindra Financial Services Limited** | CRISIL AAA | 3.000 | 3.024.29 | 0.81% | 7.37% |
| INE522D07CD6 | 8.8% Manappuram Finance Limited** | CRISIL AA | 3.000 | 2.994.18 | 0.81% | 8.86% |
| INE296A07SV1 | 7.82% Bajaj Finance Limited | CRISIL AAA | 2.500 | 2.528.74 | 0.68% | 7.45% |
| INE936D07182 | 7.9% Jamnagar Utilities & Power Private Limited** | CRISIL AAA | 2.500 | 2.518.37 | 0.68% | 7.63% |
| INE414G07IS4 | 8.85% Muthoot Finance Limited** | CRISIL AA+ | 2.500 | 2.512.98 | 0.68% | 8.68% |
| INE171A08032 | 8.2% The Federal Bank Limited** | CARE AA+ | 25 | 2.501.40 | 0.67% | 8.19% |
| INE0NDH07035 | 7.72% Nexus Select Trust - REIT** | CRISIL AAA | 2.500 | 2.499.44 | 0.67% | 7.95% |
| INE280A08015 | 7.75% Titan Company Limited** | CRISIL AAA | 2.500 | 2.497.73 | 0.67% | 7.73% |
| INE896L07975 | 9.95% IndoStar Capital Finance Limited** | CARE AA- | 2.500 | 2.495.46 | 0.67% | 10.44% |
| INE233A08154 | 8.1% Godrej Industries Limited** | CRISIL AA+ | 2.500 | 2.492.42 | 0.67% | 8.22% |
| INE261F08DR2 | 7.2% National Bank For Agriculture and Rural Development | ICRA AAA | 250 | 2.487.58 | 0.67% | 7.80% |
| INE08BR07011 | 8.28% Suryapet Khammam Road Pvt Ltd** | CARE AAA | 2.500 | 2.263.18 | 0.61% | 8.34% |
| INE124D08019 | 9.1% Reliance General Insuarance Company Ltd** | CARE A | 250 | 2.190.09 | 0.59% | 18.96% |
| INE04MH07034 | 9% Aptus Finance India Private Limited** | CARE AA- | 2.100 | 2.069.78 | 0.56% | 10.54% |
| INE507T07096 | 8.05% Summit Digitel Infrastructure Limited** | CRISIL AAA | 200 | 2.016.38 | 0.54% | 7.89% |
| INE414G07JG7 | 9.09% Muthoot Finance Limited** | CRISIL AA+ | 1.500 | 1.524.70 | 0.41% | 8.60% |
| INE516Y07444 | 6.75% Piramal Capital & Housing Finance Limited** | ICRA AA | 1.98.380 | 1.507.45 | 0.41% | 10.44% |
| INE484J08089 | 8.4% Godrej Properties Limited** | ICRA AA+ | 1.500 | 1.506.51 | 0.41% | 8.22% |
| INE530B07419 | 9.8% IIFL Finance Limited** | CRISIL AA | 1.500 | 1.494.95 | 0.40% | 10.62% |
| INE121A08PP7 | 9.1% Cholamandalam Investment and Finance Company Ltd** | ICRA AA+ | 1.200 | 1.204.59 | 0.32% | 9.00% |
| INE516Y07451 | 8.75% Piramal Capital & Housing Finance Limited** | CARE AA | 1.050 | 1.040.92 | 0.28% | 9.45% |
| INE233A08139 | 8.42% Godrej Industries Limited** | CRISIL AA+ | 1.000 | 1.005.32 | 0.27% | 8.20% |
| INE134E08IT9 | 7.6% Power Finance Corporation Limited** | CRISIL AAA | 100 | 1.003.99 | 0.27% | 7.52% |
| INE896L07983 | 10.5% IndoStar Capital Finance Limited** | CARE AA- | 1.00.000 | 999.36 | 0.27% | 10.46% |
| INE1C3207016 | 9.35% Telangana State Industrial Infrastructure Corporation Limited | FITCH AA(CE) | 600 | 617.03 | 0.17% | 9.20% |
| INE1C3207024 | 9.35% Telangana State Industrial Infrastructure Corporation Limited | FITCH AA(CE) | 600 | 615.67 | 0.17% | 9.21% |
| INE1C3207040 | 9.35% Telangana State Industrial Infrastructure Corporation Limited | FITCH AA(CE) | 600 | 614.62 | 0.17% | 9.15% |
| INE1C3207032 | 9.35% Telangana State Industrial Infrastructure Corporation Limited | FITCH AA(CE) | 600 | 614.62 | 0.17% | 9.20% |
| INE1C3207065 | 9.35% Telangana State Industrial Infrastructure Corporation Limited | FITCH AA(CE) | 600 | 612.13 | 0.16% | 9.18% |
| INE1C3207073 | 9.35% Telangana State Industrial Infrastructure Corporation Limited | FITCH AA(CE) | 600 | 610.97 | 0.16% | 9.15% |
| INE1C3207081 | 9.35% Telangana State Industrial Infrastructure Corporation Limited | FITCH AA(CE) | 600 | 608.10 | 0.16% | 9.20% |
| INE1C3207057 | 9.35% Telangana State Industrial Infrastructure Corporation Limited | FITCH AA(CE) | 600 | 605.51 | 0.16% | 9.24% |
| INE949L08442 | 9.3% AU Small Finance Bank Limited** | CRISIL AA | 5 | 502.73 | 0.14% | 9.00% |
| INE414G07IR6 | 8.78% Muthoot Finance Limited | CRISIL AA+ | 500 | 500.82 | 0.13% | 8.66% |
| INE507T07070 | 7.4% Summit Digitel Infrastructure Limited** | CRISIL AAA | 50 | 495.79 | 0.13% | 7.89% |
| | **Zero Coupon Bonds** | | | | | |
| INE0H7R07066 | National Highways Infra Trust** | CARE AAA | 1.250 | 638.75 | 0.17% | 7.75% |
| INE0H7R07058 | National Highways Infra Trust** | CARE AAA | 1.250 | 592.81 | 0.16% | 7.75% |
| | **Subtotal** | | | **78.910.56** | **21.23%** | |
| | **(b) Privately placed / Unlisted** | | | **NIL** | **NIL** | **NIL** |
| | **Subtotal** | | | **NIL** | **NIL** | **NIL** |
| | **(c) Securitised Debt** | | | | | |
| | **Subtotal** | | | **NIL** | **NIL** | |
| | **Total** | | | **78.910.56** | **21.23%** | |
| | **Money Market Instruments** | | | | | |
| | **Triparty Repo/ Reverse Repo Instrument** | | | | | |
| | Triparty Repo | | | 7.228.92 | 1.95% | |
| | **Total** | | | **7.228.92** | **1.95%** | |
| | **OTHERS** | | | | | |
| | Cash Margin - CCIL | | | 37.13 | 0.01% | |
| | **Total** | | | **37.13** | **0.01%** | |
| | **Net Current Assets** | | | **2.546.15** | **0.75%** | |
| | **GRAND TOTAL** | | | **3.71.219.31** | **100.00%** | |

** Non Traded Securities/Illiquid Securities
$ Less Than 0.01% of NAV

**Disclosure of Yield to Call**
"With Reference to " AMFI Best Practices Guidelines Circular No. 91/ 2020 – 21 on Valuation of AT-1 Bonds and Tier 2 Bonds" disclosure of Yield to Call as follows"

| isin_code | security_name | Yield to Call |
|---|---|---|
| INE171A08032 | 8.2% Federal Bank Ltd BSIII Tier2 (20/01/32)CALL | 8.16% |

**Due to credit event (Default of debt servicing by Reliance Capital Limited (RCL) on Sep 20, 2019, securities of RCL have been segregated from the scheme's portfolio w.e.f. Sep 25, 2019**

**NIPPON INDIA EQUITY HYBRID FUND-SEGREGATED PORTFOLIO 1**

| ISIN | Name of the Instrument | Industry / Rating | Quantity | Market/Fair Value ( Rs. in Lacs) | % to NAV |
|---|---|---|---|---|---|
| | **Debt Instruments** | | | | |
| | **(a) Listed / awaiting listing on Stock Exchange** | | | | |
| | **Non Convertible Debentures** | | | | |
| INE013A074H7 | 8.85% Reliance Capital Limited **# | CARE D | 346 | 865.00 | 92.69% |
| | **Subtotal** | | | **865.00** | **92.69%** |
| | **(b) Privately placed / Unlisted** | | | **NIL** | **NIL** |
| | **Subtotal** | | | **NIL** | **NIL** |
| | **(c) Securitised Debt** | | | | |
| | **Subtotal** | | | **NIL** | **NIL** |
| | **Total** | | | **865.00** | **92.69%** |
| | **Net Current Assets** | | | **68.18** | **7.31%** |
| | **GRAND TOTAL** | | | **933.18** | **100.00%** |

** Non Traded Securities/Illiquid Securities
# Securities classified as below investment grade or default

**Nippon India Mutual Fund has segregated debt securities of Yes Bank Limited from portfolio of the scheme due to rating downgrade by ICRA to "D" on March 6, 2020.**

**NIPPON INDIA EQUITY HYBRID FUND-SEGREGATED PORTFOLIO 2**

| ISIN | Name of the Instrument | Industry / Rating | Quantity | Market/Fair Value ( Rs. in Lacs) | % to NAV |
|---|---|---|---|---|---|
| | **Debt Instruments** | | | | |
| | **(a) Listed / awaiting listing on Stock Exchange** | | | | |
| | **Non Convertible Debentures** | | | | |
| INE528G08352 | 9.5% Yes Bank Limited **# | ICRA D | 630 | 0.00 | $0.00% |
| INE528G08394 | 9% Yes Bank Limited **# | ICRA D | 8,153 | 0.00 | $0.00% |
| | **Subtotal** | | | **0.00** | **0.00%** |
| | **(b) Privately placed / Unlisted** | | | **NIL** | **NIL** |
| | **Subtotal** | | | **NIL** | **NIL** |
| | **(c) Securitised Debt** | | | | |
| | **Subtotal** | | | **NIL** | **NIL** |
| | **Total** | | | **0.00** | **0.00%** |
| | **Net Current Assets** | | | **0.00** | **100.00%** |
| | **GRAND TOTAL** | | | **0.00** | **100.00%** |

** Non Traded Securities/Illiquid Securities
# Securities classified as below investment grade or default
$ Less Than 0.01% of NAV

**SCHEME RISK-O-METER**




**BENCHMARK NAME - CRISIL HYBRID 35+65 - AGGRESSIVE INDEX**
**BENCHMARK RISK-O-METER**

Data Classification: Public

**Nippon India Money Market Fund (An open ended debt scheme investing in money market instruments. Relatively Low interest rate risk and moderate Credit Risk.)**

Index

**Monthly Portfolio Statement as on January 31,2025**

| ISIN | Name of the Instrument | Industry / Rating | Quantity | Market/Fair Value ( Rs. in Lacs) | % to NAV | YIELD |
|---|---|---|---|---|---|---|
| | **Debt Instruments** | | | | | |
| | **(a) Listed / awaiting listing on Stock Exchange** | | | | | |
| | **Government Securities** | | | | | |
| IN2120220115 | 7.38% State Government Securities | SOVEREIGN | 2,75,00,000 | 27,532.59 | 1.66% | 6.62% |
| IN3720140042 | 8.1% State Government Securities | SOVEREIGN | 2,50,00,000 | 25,046.30 | 1.51% | 6.64% |
| IN2020200076 | 5.91% State Government Securities | SOVEREIGN | 2,00,00,000 | 19,958.48 | 1.20% | 6.69% |
| IN3720150066 | 8.42% State Government Securities | SOVEREIGN | 90,00,000 | 9,137.35 | 0.55% | 6.91% |
| IN3120200057 | 5.95% State Government Securities | SOVEREIGN | 80,00,000 | 7,984.48 | 0.48% | 6.72% |
| IN0020120047 | 8.2% Government of India | SOVEREIGN | 65,00,000 | 6,562.11 | 0.40% | 6.76% |
| IN2020150149 | 8.42% State Government Securities | SOVEREIGN | 60,00,000 | 6,091.85 | 0.37% | 6.91% |
| IN2220150022 | 8.14% State Government Securities | SOVEREIGN | 60,00,000 | 6,027.91 | 0.36% | 6.72% |
| IN2120200273 | 6.69% State Government Securities | SOVEREIGN | 55,00,000 | 5,501.88 | 0.33% | 6.64% |
| IN2820150208 | 8.5% State Government Securities | SOVEREIGN | 30,00,000 | 3,008.92 | 0.18% | 6.80% |
| IN1620150178 | 8.21% State Government Securities | SOVEREIGN | 26,67,000 | 2,672.87 | 0.16% | 6.88% |
| IN3120150062 | 8.21% State Government Securities | SOVEREIGN | 25,00,000 | 2,514.67 | 0.15% | 6.73% |
| IN1620150020 | 8.15% State Government Securities | SOVEREIGN | 25,00,000 | 2,511.88 | 0.15% | 6.70% |
| IN0020150036 | 7.72% Government of India | SOVEREIGN | 20,00,000 | 2,006.94 | 0.12% | 6.66% |
| IN1620140195 | 8.04% State Government Securities | SOVEREIGN | 10,00,000 | 1,002.29 | 0.06% | 6.66% |
| IN4520140083 | 8.12% State Government Securities | SOVEREIGN | 10,00,000 | 1,001.84 | 0.06% | 6.68% |
| IN4520140075 | 8.08% State Government Securities | SOVEREIGN | 10,00,000 | 1,000.89 | 0.06% | 6.60% |
| IN1220140033 | 8.12% State Government Securities | SOVEREIGN | 5,00,000 | 500.94 | 0.03% | 6.64% |
| | **Subtotal** | | | **1,30,064.19** | **7.83%** | |
| | **(b) Privately placed / Unlisted** | | | **NIL** | **NIL** | **NIL** |
| | **Subtotal** | | | **NIL** | **NIL** | **NIL** |
| | **(c) Securitised Debt** | | | | | |
| | **Subtotal** | | | **NIL** | **NIL** | |
| | **Total** | | | **1,30,064.19** | **7.83%** | |
| | **Money Market Instruments** | | | | | |
| | **Certificate of Deposit** | | | | | |
| INE160A16QM3 | Punjab National Bank** | CRISIL A1+ | 16,500 | 77,527.89 | 4.68% | 7.63% |
| INE040A16FE7 | HDFC Bank Limited | CRISIL A1+ | 9,500 | 46,332.69 | 2.79% | 7.60% |
| INE692A16IF6 | Union Bank of India** | FITCH A1+ | 9,000 | 42,254.96 | 2.55% | 7.60% |
| INE562A16NW6 | Indian Bank** | CRISIL A1+ | 9,000 | 41,927.04 | 2.53% | 7.60% |
| INE028A16GS0 | Bank of Baroda** | FITCH A1+ | 8,000 | 39,101.04 | 2.36% | 7.56% |
| INE095A16Y01 | IndusInd Bank Limited** | CRISIL A1+ | 8,000 | 37,223.76 | 2.24% | 7.69% |
| INE556F16AW4 | Small Industries Dev Bank of India** | CARE A1+ | 6,000 | 28,345.23 | 1.71% | 7.64% |
| INE261F16892 | National Bank For Agriculture and Rural Development** | CRISIL A1+ | 6,000 | 27,940.89 | 1.69% | 7.62% |
| INE261F16900 | National Bank For Agriculture and Rural Development** | CRISIL A1+ | 6,000 | 27,930.03 | 1.68% | 7.62% |
| INE028A16GR2 | Bank of Baroda** | FITCH A1+ | 5,000 | 24,477.80 | 1.48% | 7.56% |
| INE171A16MD8 | The Federal Bank Limited** | CRISIL A1+ | 5,000 | 24,470.53 | 1.48% | 7.67% |
| INE092T16XM4 | IDFC First Bank Limited** | CRISIL A1+ | 5,000 | 24,404.35 | 1.47% | 7.68% |
| INE092T16XO0 | IDFC First Bank Limited** | CRISIL A1+ | 5,000 | 24,366.90 | 1.47% | 7.71% |
| INE237A169Y0 | Kotak Mahindra Bank Limited** | CRISIL A1+ | 5,000 | 23,501.23 | 1.42% | 7.58% |
| INE476A16ZT9 | Canara Bank** | CRISIL A1+ | 5,000 | 23,438.30 | 1.41% | 7.60% |
| INE692A16HF8 | Union Bank of India** | ICRA A1+ | 4,300 | 21,275.11 | 1.28% | 7.28% |
| INE476A16ZA9 | Canara Bank** | CRISIL A1+ | 4,000 | 19,145.24 | 1.15% | 7.62% |
| INE092T16CT9 | IDFC First Bank Limited** | CRISIL A1+ | 4,000 | 18,838.78 | 1.14% | 7.71% |
| INE171A16MM9 | The Federal Bank Limited** | CRISIL A1+ | 4,000 | 18,810.32 | 1.13% | 7.69% |
| INE476A16ZO0 | Canara Bank** | CRISIL A1+ | 4,000 | 18,802.02 | 1.13% | 7.60% |
| INE095A16X85 | IndusInd Bank Limited** | CRISIL A1+ | 4,000 | 18,781.28 | 1.13% | 7.72% |
| INE238AD6AE9 | Axis Bank Limited** | CRISIL A1+ | 4,000 | 18,668.38 | 1.13% | 7.64% |
| INE556F16AY0 | Small Industries Dev Bank of India** | CARE A1+ | 4,000 | 18,652.66 | 1.12% | 7.62% |
| INE171A16MR8 | The Federal Bank Limited** | CRISIL A1+ | 4,000 | 18,644.42 | 1.12% | 7.67% |
| INE028A16HD0 | Bank of Baroda** | FITCH A1+ | 3,000 | 14,849.37 | 0.90% | 7.26% |
| INE028A16GP6 | Bank of Baroda** | FITCH A1+ | 3,000 | 14,716.53 | 0.89% | 7.56% |
| INE095A16X51 | IndusInd Bank Limited** | CRISIL A1+ | 3,000 | 14,616.66 | 0.88% | 7.72% |
| INE040A16FO6 | HDFC Bank Limited** | CARE A1+ | 3,000 | 14,251.26 | 0.86% | 7.64% |
| INE171A16MC0 | The Federal Bank Limited** | CRISIL A1+ | 2,500 | 12,024.41 | 0.73% | 7.72% |
| INE160A16QH3 | Punjab National Bank** | CARE A1+ | 2,000 | 9,994.00 | 0.60% | 7.30% |
| INE692A16HP7 | Union Bank of India | FITCH A1+ | 2,000 | 9,911.05 | 0.60% | 7.28% |
| INE476A16YB0 | Canara Bank | CRISIL A1+ | 2,000 | 9,907.38 | 0.60% | 7.26% |
| INE514E16CH3 | Export Import Bank of India | CRISIL A1+ | 2,000 | 9,899.30 | 0.60% | 7.28% |
| INE237A162X7 | Kotak Mahindra Bank Limited** | CRISIL A1+ | 2,000 | 9,802.80 | 0.59% | 7.57% |
| INE949L16CX3 | AU Small Finance Bank Limited** | FITCH A1+ | 2,000 | 9,498.10 | 0.57% | 7.97% |
| INE238AD6991 | Axis Bank Limited** | CRISIL A1+ | 2,000 | 9,437.51 | 0.57% | 7.66% |
| INE092T16XQ5 | IDFC First Bank Limited** | CRISIL A1+ | 2,000 | 9,434.40 | 0.57% | 7.71% |
| INE949L16DE1 | AU Small Finance Bank Limited** | CARE A1+ | 2,000 | 9,377.52 | 0.57% | 7.97% |
| INE692A16K6 | Union Bank of India** | ICRA A1+ | 2,000 | 9,323.38 | 0.56% | 7.59% |
| INE040A16GD7 | HDFC Bank Limited** | CARE A1+ | 2,000 | 9,297.28 | 0.56% | 7.60% |
| INE092T16XZ6 | IDFC First Bank Limited** | CRISIL A1+ | 2,000 | 9,292.76 | 0.56% | 7.70% |
| INE261F16819 | National Bank For Agriculture and Rural Development** | CRISIL A1+ | 1,500 | 7,463.57 | 0.45% | 7.13% |
| INE171A16MB2 | The Federal Bank Limited** | CRISIL A1+ | 1,500 | 7,216.12 | 0.44% | 7.72% |
| INE040A16FM0 | HDFC Bank Limited** | CARE A1+ | 1,500 | 7,154.30 | 0.43% | 7.67% |
| INE476A16ZV5 | Canara Bank** | CRISIL A1+ | 1,500 | 7,026.01 | 0.42% | 7.60% |
| INE040A16EU6 | HDFC Bank Limited** | CARE A1+ | 1,000 | 4,961.41 | 0.30% | 7.28% |
| INE476A16YH7 | Canara Bank | CRISIL A1+ | 1,000 | 4,960.54 | 0.30% | 7.26% |
| INE090AD6147 | ICICI Bank Limited** | ICRA A1+ | 1,000 | 4,956.68 | 0.30% | 7.25% |
| INE692A16HE1 | Union Bank of India** | ICRA A1+ | 1,000 | 4,953.57 | 0.30% | 7.28% |
| INE238AD6975 | Axis Bank Limited** | CRISIL A1+ | 1,000 | 4,894.02 | 0.30% | 7.60% |
| INE095A16X10 | IndusInd Bank Limited** | CRISIL A1+ | 1,000 | 4,797.68 | 0.29% | 7.74% |
| INE171A16MH9 | The Federal Bank Limited** | CRISIL A1+ | 1,000 | 4,777.69 | 0.29% | 7.72% |
| INE476A16ZL6 | Canara Bank** | CRISIL A1+ | 500 | 2,441.48 | 0.15% | 7.54% |
| INE238AD6835 | Axis Bank Limited | CRISIL A1+ | 500 | 2,436.09 | 0.15% | 7.66% |
| | **Commercial Paper** | | | | | |
| INE403D14536 | Bharti Telecom Limited** | ICRA A1+ | 7,000 | 33,272.40 | 2.01% | 8.24% |
| INE572E14JM1 | PNB Housing Finance Limited** | CRISIL A1+ | 6,000 | 28,544.73 | 1.72% | 7.88% |
| INE211H14AA3 | Sharekhan Limited** | ICRA A1+ | 5,000 | 23,525.05 | 1.42% | 8.87% |
| INE539K14BT9 | Credila Financial Services Limited** | CRISIL A1+ | 5,000 | 23,364.88 | 1.41% | 8.38% |
| INE403D14544 | Bharti Telecom Limited | ICRA A1+ | 4,300 | 20,316.66 | 1.23% | 8.24% |
| INE403D14528 | Bharti Telecom Limited | CRISIL A1+ | 4,000 | 19,896.42 | 1.20% | 7.60% |
| INE09OL14FY0 | Birla Group Holdings Private Limited** | CRISIL A1+ | 4,000 | 19,461.18 | 1.17% | 8.15% |
| INE522D14CH8 | Manappuram Finance Limited** | CRISIL A1+ | 4,000 | 19,396.74 | 1.17% | 8.60% |
| INE725I14CQ4 | Tata Projects Limited** | FITCH A1+ | 4,000 | 18,689.20 | 1.13% | 8.00% |
| INE115A14FI3 | LIC Housing Finance Limited** | CRISIL A1+ | 3,500 | 16,280.99 | 0.98% | 7.72% |
| INE556F14KH9 | Small Industries Dev Bank of India** | CRISIL A1+ | 3,000 | 14,644.88 | 0.88% | 7.63% |
| INE539K14BR3 | Credila Financial Services Limited** | ICRA A1+ | 3,000 | 14,315.94 | 0.86% | 8.39% |
| INE0KXY14030 | Highways Infrastructure Trust** | CRISIL A1+ | 2,700 | 12,624.48 | 0.76% | 7.96% |
| INE704I14BK7 | Barclays Investments & Loans (India) Private Limited* | ICRA A1+ | 2,000 | 9,957.77 | 0.60% | 7.74% |
| INE432R14287 | Shriram Housing Finance Limited** | CARE A1+ | 2,000 | 9,911.93 | 0.60% | 7.91% |
| INE489L14355 | IIFL Capital Services Limited** | CRISIL A1+ | 1,980 | 9,824.21 | 0.59% | 9.08% |
| INE879F14JX4 | Infina Finance Private Limited** | ICRA A1+ | 2,000 | 9,793.56 | 0.59% | 8.19% |
| INE704I14JM1 | Barclays Investments & Loans (India) Private Limited* | CRISIL A1+ | 2,000 | 9,772.49 | 0.59% | 8.25% |
| INE144H14HE3 | Deutsche Investments India Pvt Limited** | CRISIL A1+ | 2,000 | 9,741.75 | 0.59% | 8.20% |
| INE414G14TR9 | Muthoot Finance Limited** | CRISIL A1+ | 2,000 | 9,718.86 | 0.59% | 8.19% |
| INE790I14FJ4 | HSBC InvestDirect Financial Services (India) Limited* | CRISIL A1+ | 2,000 | 9,497.38 | 0.57% | 8.26% |
| INE802FN14341 | IGH Holdings Private Limited** | CRISIL A1+ | 2,000 | 9,340.62 | 0.56% | 8.29% |
| INE514E14SO0 | Export Import Bank of India** | CRISIL A1+ | 2,000 | 9,303.54 | 0.56% | 7.59% |
| INE824H14RF6 | Julius Baer Capital India Pvt Ltd* | CRISIL A1+ | 2,000 | 9,295.63 | 0.56% | 8.51% |
| INE414G14UB1 | Muthoot Finance Limited** | ICRA A1+ | 2,000 | 9,281.10 | 0.56% | 8.19% |
| INE087M14BU3 | Bahadur Chand Investments Pvt Limited** | ICRA A1+ | 2,000 | 9,190.97 | 0.55% | 8.90% |
| INE087M14BJ6 | Bahadur Chand Investments Pvt Limited** | ICRA A1+ | 1,000 | 4,995.46 | 0.30% | 8.29% |
| INE033L14MY8 | Tata Capital Housing Finance Limited** | CRISIL A1+ | 1,000 | 4,980.80 | 0.30% | 7.41% |
| INE211H14AB1 | Sharekhan Limited** | ICRA A1+ | 1,000 | 4,849.91 | 0.29% | 8.82% |
| INE417C14B50 | Pilani Investment and Industries Corporation Limited** | CRISIL A1+ | 1,000 | 4,631.03 | 0.28% | 8.22% |
| INE03WY14658 | Arka Fincap Limited** | CRISIL A1+ | 1,000 | 4,630.63 | 0.28% | 9.10% |
| INE09OL14G1 | Birla Group Holdings Private Limited** | CRISIL A1+ | 1,000 | 4,622.68 | 0.28% | 8.23% |
| INE002A14KW4 | Reliance Industries Limited | CRISIL A1+ | 500 | 2,499.08 | 0.15% | 6.70% |
| INE472H14276 | Standard Chartered Securities India Ltd** | ICRA A1+ | 500 | 2,494.53 | 0.15% | 8.01% |
| INE472H14292 | Standard Chartered Securities India Ltd** | ICRA A1+ | 500 | 2,489.08 | 0.15% | 8.01% |
| INE763G14JF2 | ICICI Securities Limited** | CRISIL A1+ | 500 | 2,477.02 | 0.15% | 7.70% |
| INE511C14XX1 | Poonawalla Fincorp Limited** | CARE A1+ | 500 | 2,473.32 | 0.15% | 7.72% |
| INE115A14FA0 | LIC Housing Finance Limited** | CRISIL A1+ | 500 | 2,447.41 | 0.15% | 7.69% |
| INE763G14TE7 | ICICI Securities Limited** | CRISIL A1+ | 300 | 1,493.69 | 0.09% | 7.71% |
| | **Treasury Bill** | | | | | |
| IN002024Y308 | 182 Days Tbill | | 3,00,00,000 | 29,489.64 | 1.78% | 6.58% |
| IN002024Y340 | 182 Days Tbill | | 2,50,00,000 | 24,453.33 | 1.47% | 6.58% |
| IN002024Y233 | 182 Days Tbill | | 1,50,00,000 | 14,913.26 | 0.90% | 6.43% |
| IN002023Z547 | 364 Days Tbill | | 1,50,00,000 | 14,876.93 | 0.90% | 6.43% |
| IN002024Z057 | 364 Days Tbill | | 1,15,00,000 | 11,318.19 | 0.68% | 6.52% |
| IN002024Y324 | 182 Days Tbill | | 70,00,000 | 6,862.67 | 0.41% | 6.58% |
| IN002024Y365 | 182 Days Tbill | | 50,00,000 | 4,878.61 | 0.29% | 6.58% |
| IN002024Y241 | 182 Days Tbill | | 25,00,000 | 2,482.61 | 0.15% | 6.39% |
| IN002024X391 | 91 Days Tbill | | 25,00,000 | 2,472.85 | 0.15% | 6.57% |
| IN002023Z562 | 364 Days Tbill | | 10,00,000 | 990.58 | 0.06% | 6.43% |
| IN002024X367 | 91 Days Tbill | | 5,00,000 | 496.52 | 0.03% | 6.39% |
| IN002024X375 | 91 Days Tbill | | 5,00,000 | 495.90 | 0.03% | 6.43% |
| | **Triparty Repo/ Reverse Repo Instrument** | | | | | |
| | Reverse Repo | | | 49,999.92 | 3.02% | |
| | Triparty Repo | | | 21,378.45 | 1.29% | |
| | **Total** | | | **15,57,691.18** | **93.95%** | |
| | **Alternative Investment Fund Units** | | | | | |
| INF0RQ622028 | Corporate Debt Market Development Fund Class A2 | | 40,103 | 4,375.43 | 0.26% | |
| | **Subtotal** | | | **4,375.43** | **0.26%** | |
| | **Total** | | | **4,375.43** | **0.26%** | |
| | **OTHERS** | | | | | |
| | Cash Margin - CCIL | | | 279.89 | 0.02% | |
| | **Total** | | | **279.89** | **0.02%** | |
| | **Net Current Assets** | | | **(34,203.08)** | **-2.06%** | |
| | **GRAND TOTAL** | | | **16,58,207.61** | **100.00%** | |

**** Non Traded Securities/Illiquid Securities**
Aggregate value of investments made by other schemes of Nippon India Mutual Fund are amounting to Rs 167912.74 Lacs.

**SCHEME RISK-O-METER**

*The risk of the scheme is Moderate*

**BENCHMARK NAME - NIFTY MONEY MARKET INDEX A-I**
**BENCHMARK RISK-O-METER**

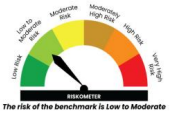


*The risk of the benchmark is Low to Moderate*

Data Classification: Public

**Nippon India ELSS Tax Saver Fund (An open ended equity linked saving scheme with a statutory lock in of 3 years and tax benefit)**

Index

**Monthly Portfolio Statement as on January 31,2025**

| ISIN | Name of the Instrument | Industry / Rating | Quantity | Market/Fair Value ( Rs. in Lacs) | % to NAV | YIELD |
|---|---|---|---|---|---|---|
| | **Equity & Equity related** | | | | | |
| | **(a) Listed / awaiting listing on Stock Exchanges** | | | | | |
| INE090A01021 | ICICI Bank Limited | Banks | 96,00,000 | 1,20,268.80 | 8.32% | |
| INE040A01034 | HDFC Bank Limited | Banks | 59,00,000 | 1,00,226.25 | 6.94% | |
| INE009A01021 | Infosys Limited | IT - Software | 39,00,000 | 73,312.20 | 5.07% | |
| INE733E01010 | NTPC Limited | Power | 1,45,00,000 | 46,980.00 | 3.25% | |
| INE018A01030 | Larsen & Toubro Limited | Construction | 13,00,000 | 46,376.20 | 3.21% | |
| INE062A01020 | State Bank of India | Banks | 60,00,000 | 46,374.00 | 3.21% | |
| INE238A01034 | Axis Bank Limited | Banks | 43,00,000 | 42,402.30 | 2.93% | |
| IN9397D01014 | Bharti Airtel Limited- Partly Paid up | Telecom - Services | 33,00,000 | 39,575.25 | 2.74% | |
| INE002A01018 | Reliance Industries Limited | Petroleum Products | 31,00,000 | 39,218.10 | 2.71% | |
| INE134E01011 | Power Finance Corporation Limited | Finance | 91,11,111 | 38,494.44 | 2.66% | |
| INE775A01035 | Samvardhana Motherson International Limited | Auto Components | 2,60,00,000 | 36,727.60 | 2.54% | |
| INE053A01029 | The Indian Hotels Company Limited | Leisure Services | 38,00,000 | 29,058.60 | 2.01% | |
| INE105A01035 | TVS Holdings Limited | Finance | 2,99,548 | 28,045.63 | 1.94% | |
| INE020B01018 | REC Limited | Finance | 62,00,000 | 27,890.70 | 1.93% | |
| INE765G01017 | ICICI Lombard General Insurance Company Limited | Insurance | 15,00,000 | 27,877.50 | 1.93% | |
| INE522F01014 | Coal India Limited | Consumable Fuels | 62,50,000 | 24,743.75 | 1.71% | |
| INE481G01011 | UltraTech Cement Limited | Cement & Cement Products | 2,15,000 | 24,698.02 | 1.71% | |
| INE467B01029 | Tata Consultancy Services Limited | IT - Software | 6,00,000 | 24,674.40 | 1.71% | |
| INE944F01028 | Radico Khaitan Limited | Beverages | 11,10,000 | 24,180.24 | 1.67% | |
| INE854D01024 | United Spirits Limited | Beverages | 16,00,000 | 22,784.00 | 1.58% | |
| INE149A01033 | Cholamandalam Financial Holdings Limited | Finance | 14,80,788 | 22,490.21 | 1.56% | |
| INE180A01020 | Max Financial Services Limited | Insurance | 20,00,000 | 22,315.00 | 1.54% | |
| INE758T01015 | Zomato Limited | Retailing | 1,00,00,000 | 22,035.00 | 1.52% | |
| INE646L01027 | InterGlobe Aviation Limited | Transport Services | 5,00,000 | 21,621.75 | 1.50% | |
| INE192R01011 | Avenue Supermarts Limited | Retailing | 5,70,000 | 20,888.51 | 1.45% | |
| INE154A01025 | ITC Limited | Diversified FMCG | 46,00,000 | 20,585.00 | 1.42% | |
| INE155A01022 | Tata Motors Limited | Automobiles | 28,00,000 | 20,050.80 | 1.39% | |
| INE999A01023 | KSB Limited | Industrial Products | 28,00,000 | 19,671.40 | 1.36% | |
| INE245A01021 | Tata Power Company Limited | Power | 53,00,000 | 19,318.50 | 1.34% | |
| INE118H01025 | BSE Limited | Capital Markets | 3,60,000 | 19,101.42 | 1.32% | |
| INE075I01017 | Healthcare Global Enterprises Limited | Healthcare Services | 35,00,000 | 17,913.00 | 1.24% | |
| INE176B01034 | Havells India Limited | Consumer Durables | 11,00,000 | 17,228.20 | 1.19% | |
| INE299U01018 | Crompton Greaves Consumer Electricals Limited | Consumer Durables | 50,00,090 | 17,170.31 | 1.19% | |
| INE686F01025 | United Breweries Limited | Beverages | 8,00,000 | 17,168.00 | 1.19% | |
| INE473A01011 | Linde India Limited | Chemicals & Petrochemicals | 2,71,642 | 17,026.11 | 1.18% | |
| INE068V01023 | Gland Pharma Limited | Pharmaceuticals & Biotechnology | 11,00,000 | 16,772.25 | 1.16% | |
| INE589A01014 | NLC India Limited | Power | 74,44,108 | 16,519.96 | 1.14% | |
| INE123W01016 | SBI Life Insurance Company Limited | Insurance | 11,00,000 | 16,319.60 | 1.13% | |
| INE470A01017 | 3M India Limited | Diversified | 48,600 | 14,527.63 | 1.01% | |
| INE192A01025 | Tata Consumer Products Limited | Agricultural Food & other Products | 14,01,923 | 14,364.80 | 0.99% | |
| INE044A01036 | Sun Pharmaceutical Industries Limited | Pharmaceuticals & Biotechnology | 8,00,000 | 13,951.60 | 0.97% | |
| INE079A01024 | Ambuja Cements Limited | Cement & Cement Products | 27,00,000 | 13,845.60 | 0.96% | |
| INE094J01016 | UTI Asset Management Company Limited | Capital Markets | 11,89,425 | 12,352.18 | 0.85% | |
| INE732I01013 | Angel One Limited | Capital Markets | 4,96,132 | 11,639.75 | 0.81% | |
| INE191H01014 | PVR INOX Limited | Entertainment | 10,00,000 | 10,905.00 | 0.75% | |
| INE634S01028 | Mankind Pharma Limited | Pharmaceuticals & Biotechnology | 4,29,920 | 10,470.27 | 0.72% | |
| INE692A01016 | Union Bank of India | Banks | 89,30,000 | 10,313.26 | 0.71% | |
| INE325A01013 | Timken India Limited | Industrial Products | 3,46,781 | 9,910.31 | 0.69% | |
| INE121J01017 | Indus Towers Limited | Telecom - Services | 28,38,087 | 9,853.84 | 0.68% | |
| INE449A01011 | Automotive Axles Limited | Auto Components | 5,71,598 | 9,790.90 | 0.68% | |
| INE758E01017 | Jio Financial Services Limited | Finance | 40,00,000 | 9,666.00 | 0.67% | |
| INE715A01015 | Wheels India Limited | Auto Components | 12,98,633 | 9,093.68 | 0.63% | |
| INE376G01013 | Biocon Limited | Pharmaceuticals & Biotechnology | 24,01,231 | 8,705.66 | 0.60% | |
| INE200A01026 | GE Vernova T&D India Limited | Electrical Equipment | 4,72,484 | 8,445.65 | 0.58% | |
| INE0V6F01027 | Hyundai Motor India Ltd | Automobiles | 4,50,000 | 7,548.98 | 0.52% | |
| INE120A01034 | Carborundum Universal Limited | Industrial Products | 6,00,000 | 7,120.20 | 0.49% | |
| INE0GK401011 | Tatva Chintan Pharma Chem Limited | Chemicals & Petrochemicals | 7,73,774 | 6,118.23 | 0.42% | |
| INE006I01046 | Astral Limited | Industrial Products | 4,00,000 | 6,029.20 | 0.42% | |
| INE0Q3R01026 | Sundaram Clayton Limited | Auto Components | 2,77,486 | 6,014.51 | 0.42% | |
| INE0ONG01011 | NTPC Green Energy Limited | Power | 45,97,092 | 5,282.52 | 0.37% | |
| INE669C01036 | Tech Mahindra Limited | IT - Software | 1,47,768 | 2,474.30 | 0.17% | |
| | **Subtotal** | | | **14,26,527.07** | **98.70%** | |
| | **(b) UNLISTED** | | | **NIL** | **NIL** | **NIL** |
| | **Subtotal** | | | **NIL** | **NIL** | **NIL** |
| | **Total** | | | **14,26,527.07** | **98.70%** | |
| | **Money Market Instruments** | | | | | |
| | **Triparty Repo/ Reverse Repo Instrument** | | | | | |
| | Triparty Repo | | | 14,910.89 | 1.03% | |
| | **Total** | | | **14,910.89** | **1.03%** | |
| | **OTHERS** | | | | | |
| | Cash Margin - CCIL | | | 82.38 | 0.01% | |
| | **Total** | | | **82.38** | **0.01%** | |
| | **Net Current Assets** | | | **3,402.56** | **0.26%** | |
| | **GRAND TOTAL** | | | **14,44,922.90** | **100.00%** | |

**SCHEME RISK-O-METER**

**BENCHMARK NAME - NIFTY 500 TRI**

**BENCHMARK RISK-O-METER**

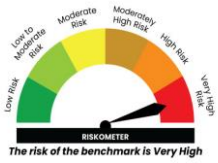

Data Classification: Public

**NIPPON INDIA FOCUSED EQUITY FUND (An Open Ended Multi Cap Equity Scheme Investing In Maximum 30 Stocks)**

Index

**Monthly Portfolio Statement as on January 31,2025**

| ISIN | Name of the Instrument | Industry / Rating | Quantity | Market/Fair Value ( Rs. in Lacs) | % to NAV | YIELD |
|---|---|---|---|---|---|---|
| | **Equity & Equity related** | | | | | |
| | **(a) Listed / awaiting listing on Stock Exchanges** | | | | | |
| INE040A01034 | HDFC Bank Limited | Banks | 36,89,641 | 62,677.78 | 7.96% | |
| INE090A01021 | ICICI Bank Limited | Banks | 43,11,739 | 54,017.47 | 6.86% | |
| INE238A01034 | Axis Bank Limited | Banks | 51,96,932 | 51,246.95 | 6.51% | |
| INE009A01021 | Infosys Limited | IT - Software | 23,05,027 | 43,329.90 | 5.50% | |
| INE002A01018 | Reliance Industries Limited | Petroleum Products | 31,65,064 | 40,041.22 | 5.08% | |
| INE918I01026 | Bajaj Finserv Limited | Finance | 20,76,456 | 36,049.35 | 4.58% | |
| INE018E01016 | SBI Cards and Payment Services Limited | Finance | 42,87,882 | 33,368.30 | 4.24% | |
| INE158A01026 | Hero MotoCorp Limited | Automobiles | 6,63,024 | 28,769.61 | 3.65% | |
| INE470A01017 | 3M India Limited | Diversified | 93,302 | 27,890.07 | 3.54% | |
| INE646L01027 | InterGlobe Aviation Limited | Transport Services | 5,95,909 | 25,769.19 | 3.27% | |
| INE047A01021 | Grasim Industries Limited | Cement & Cement Products | 9,98,096 | 25,040.73 | 3.18% | |
| INE388Y01029 | FSN E-Commerce Ventures Limited | Retailing | 1,47,37,414 | 24,891.49 | 3.16% | |
| INE465A01025 | Bharat Forge Limited | Auto Components | 18,91,901 | 23,157.81 | 2.94% | |
| INE089A01031 | Dr. Reddy's Laboratories Limited | Pharmaceuticals & Biotechnology | 18,36,811 | 22,360.42 | 2.84% | |
| INE0V6F01027 | Hyundai Motor India Ltd | Automobiles | 13,22,957 | 22,193.27 | 2.82% | |
| INE671A01010 | Honeywell Automation India Limited | Industrial Manufacturing | 50,000 | 20,236.13 | 2.57% | |
| INE257A01026 | Bharat Heavy Electricals Limited | Electrical Equipment | 95,63,438 | 19,900.56 | 2.53% | |
| INE795G01014 | HDFC Life Insurance Company Limited | Insurance | 31,12,387 | 19,858.59 | 2.52% | |
| INE398R01022 | Syngene International Limited | Healthcare Services | 26,19,691 | 19,559.92 | 2.48% | |
| INE806T01020 | Sapphire Foods India Limited | Leisure Services | 63,94,901 | 18,519.63 | 2.35% | |
| INE665L01035 | Varroc Engineering Limited | Auto Components | 32,09,796 | 17,832.02 | 2.26% | |
| INE149A01033 | Cholamandalam Financial Holdings Limited | Finance | 11,06,036 | 16,798.47 | 2.13% | |
| INE332A01027 | Thomas Cook (India) Limited | Leisure Services | 1,00,68,506 | 15,641.42 | 1.99% | |
| INE804L01022 | MedPlus Health Services Limited | Retailing | 20,98,553 | 15,179.88 | 1.93% | |
| INE00WC01027 | Affle (India) Limited | IT - Services | 9,63,974 | 14,536.25 | 1.85% | |
| INE732I01013 | Angel One Limited | Capital Markets | 5,32,840 | 12,500.96 | 1.59% | |
| INE07T201019 | Restaurant Brands Asia Limited | Leisure Services | 1,59,36,154 | 11,574.43 | 1.47% | |
| INE191H01014 | PVR INOX Limited | Entertainment | 9,22,199 | 10,056.58 | 1.28% | |
| | **Subtotal** | | | **7,32,998.40** | **93.08%** | |
| | **(b) UNLISTED** | | | **NIL** | **NIL** | **NIL** |
| | **Subtotal** | | | **NIL** | **NIL** | **NIL** |
| | **Total** | | | **7,32,998.40** | **93.08%** | |
| | **Money Market Instruments** | | | | | |
| | **Triparty Repo/ Reverse Repo Instrument** | | | | | |
| | Triparty Repo | | | 49,878.05 | 6.33% | |
| | **Total** | | | **49,878.05** | **6.33%** | |
| | **OTHERS** | | | | | |
| | Cash Margin - CCIL | | | 275.13 | 0.03% | |
| | **Total** | | | **275.13** | **0.03%** | |
| | **Net Current Assets** | | | **4,326.46** | **0.56%** | |
| | **GRAND TOTAL** | | | **7,87,478.04** | **100.00%** | |

**SCHEME RISK-O-METER**

**BENCHMARK NAME - BSE 500 TRI**
**BENCHMARK RISK-O-METER**

Data Classification: Public

**Nippon India Monthly Interval Fund-Series 1 (A Debt Oriented Interval Scheme. Relatively Low Interest rate Risk and relatively high Credit Risk)**

Index

**Monthly Portfolio Statement as on January 31,2025**

| ISIN | Name of the Instrument | Industry / Rating | Quantity | Market/Fair Value ( Rs. in Lacs) | % to NAV | YIELD |
|---|---|---|---|---|---|---|
| | **Money Market Instruments** | | | | | |
| | **Triparty Repo/ Reverse Repo Instrument** | | | | | |
| | Triparty Repo | | | 326.64 | 100.26% | |
| | **Total** | | | **326.64** | **100.26%** | |
| | **OTHERS** | | | | | |
| | Cash Margin - CCIL | | | 1.78 | 0.55% | |
| | **Total** | | | **1.78** | **0.55%** | |
| | **Net Current Assets** | | | **(2.62)** | **-0.81%** | |
| | **GRAND TOTAL** | | | **325.80** | **100.00%** | |

**SCHEME RISK-O-METER**

**BENCHMARK NAME - CRISIL LIQUID DEBT INDEX**
**BENCHMARK RISK-O-METER**

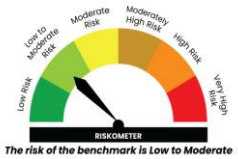

Data Classification: Public

**Nippon India Low Duration Fund (An open ended low duration debt scheme investing in debt and money market instruments such that the Macaulay duration of the portfolio is between 6 - 12 months. Relatively High interest rate risk and moderate Credit Risk. )**

Index

**Monthly Portfolio Statement as on January 31,2025**

| ISIN | Name of the Instrument | Industry / Rating | Quantity | Market/Fair Value ( Rs. in Lacs) | % to NAV | YIELD |
|---|---|---|---|---|---|---|
| | **Debt Instruments** | | | | | |
| | **(a) Listed / awaiting listing on Stock Exchange** | | | | | |
| | **Government Securities** | | | | | |
| IN2220150196 | 8.67% State Government Securities | SOVEREIGN | 1,10,00,000 | 11,206.83 | 1.38% | 6.92% |
| IN2220150170 | 8.36% State Government Securities | SOVEREIGN | 90,00,000 | 9,134.12 | 1.13% | 6.89% |
| IN4520160156 | 7.79% State Government Securities | SOVEREIGN | 55,00,000 | 5,597.54 | 0.69% | 6.97% |
| IN0020089077 | 8% Government of India | SOVEREIGN | 55,00,000 | 5,568.95 | 0.69% | 6.95% |
| IN2920200036 | 8.31% State Government Securities | SOVEREIGN | 50,00,000 | 5,138.56 | 0.63% | 7.03% |
| IN1620220096 | 7.69% State Government Securities | SOVEREIGN | 50,00,000 | 5,089.24 | 0.63% | 6.97% |
| IN4520190047 | 7.38% State Government Securities | SOVEREIGN | 40,00,000 | 4,044.34 | 0.50% | 6.99% |
| IN3720160057 | 7.8% State Government Securities | SOVEREIGN | 25,00,000 | 2,543.41 | 0.31% | 7.00% |
| IN2120170047 | 7.46% State Government Securities | SOVEREIGN | 25,00,000 | 2,534.87 | 0.31% | 6.99% |
| IN1620160276 | 7.8% State Government Securities | SOVEREIGN | 20,65,200 | 2,102.54 | 0.26% | 6.97% |
| IN2120160097 | 7.6% State Government Securities | SOVEREIGN | 16,00,000 | 1,622.11 | 0.20% | 6.98% |
| IN000425C032 | GOI Strips (MD 12/04/2025 ) | SOVEREIGN | 5,06,700 | 500.42 | 0.06% | 6.55% |
| IN001025C039 | GOI Strips (MD 12/10/2025 ) | SOVEREIGN | 3,37,800 | 322.60 | 0.04% | 6.82% |
| | **Non Convertible Debentures** | | | | | |
| INE721A07SB0 | 9.2% Shriram Finance Limited** | CRISIL AA+ | 22,000 | 22,043.89 | 2.72% | 8.96% |
| INE1C3207057 | 9.35% Telangana State Industrial Infrastructure Corporation Limited | FITCH AA(CE) | 20,000 | 20,183.60 | 2.49% | 9.24% |
| INE261F08DX0 | 7.58% National Bank For Agriculture and Rural Development | CRISIL AAA | 19,500 | 19,473.13 | 2.40% | 7.63% |
| INE790207053 | 7.85% Interise Trust** | ICRA AAA | 18,000 | 17,289.90 | 2.13% | 8.19% |
| INE0KXY07018 | 7.71% Highways Infrastructure Trust** | CRISIL AAA | 1,750 | 17,089.64 | 2.11% | 8.16% |
| INE020B08FH7 | 7.55% REC Limited** | CRISIL AAA | 16,000 | 15,982.83 | 1.97% | 7.59% |
| INE556F08KM1 | 7.79% Small Industries Dev Bank of India | CRISIL AAA | 15,500 | 15,589.28 | 1.92% | 7.52% |
| INE146O07508 | 9% Hinduja Leyland Finance Limited** | CRISIL AA+ | 15,000 | 15,079.89 | 1.86% | 8.66% |
| INE219X07454 | 7.87% IndiGrid Infrastructure Trust** | CRISIL AAA | 15,000 | 15,069.84 | 1.86% | 7.84% |
| INE261F08EK5 | 7.44% National Bank For Agriculture and Rural Development | CRISIL AAA | 12,000 | 11,978.17 | 1.48% | 7.51% |
| INE041007134 | 8.17% Embassy Office Parks REIT** | CRISIL AAA | 10,000 | 10,013.91 | 1.23% | 8.17% |
| INE213W07129 | 8.65% SMFG India Home Finance Company Limited** | CRISIL AAA | 1,000 | 10,000.15 | 1.23% | 7.93% |
| INE522D07CH7 | 9.1% Manappuram Finance Limited** | CRISIL AA | 10,000 | 9,996.99 | 1.23% | 9.05% |
| INE280A08015 | 7.75% Titan Company Limited** | CRISIL AAA | 10,000 | 9,990.91 | 1.23% | 7.73% |
| INE134E08ML8 | 7.55% Power Finance Corporation Limited** | CRISIL AAA | 10,000 | 9,990.49 | 1.23% | 7.62% |
| INE432R07422 | 8.94% Shriram Housing Finance Limited** | CRISIL AA | 10,000 | 9,980.29 | 1.23% | 9.09% |
| INE414G07JF9 | 9.02% Muthoot Finance Limited | CRISIL AA+ | 7,500 | 7,550.38 | 0.93% | 8.66% |
| INE556F08KQ2 | 7.68% Small Industries Dev Bank of India** | CRISIL AAA | 7,500 | 7,527.05 | 0.93% | 7.51% |
| INE261F08DV4 | 7.62% National Bank For Agriculture and Rural Development | CRISIL AAA | 7,500 | 7,521.17 | 0.93% | 7.50% |
| INE020B08FA2 | 7.59% REC Limited** | CRISIL AAA | 7,500 | 7,509.17 | 0.93% | 7.49% |
| INE033L07IC6 | 7.84% Tata Capital Housing Finance Limited | CRISIL AAA | 7,500 | 7,502.49 | 0.92% | 7.80% |
| INE535H07BX9 | 8.54% SMFG India Credit Company Limited** | ICRA AAA | 7,500 | 7,499.75 | 0.92% | 8.02% |
| INE556F08KT6 | 7.44% Small Industries Dev Bank of India | CRISIL AAA | 7,500 | 7,493.33 | 0.92% | 7.47% |
| INE261F08EA6 | 7.5% National Bank For Agriculture and Rural Development | CRISIL AAA | 7,200 | 7,182.76 | 0.89% | 7.62% |
| INE134E08LO4 | 7.13% Power Finance Corporation Limited | CRISIL AAA | 700 | 6,968.25 | 0.86% | 7.78% |
| INE941D07208 | 6.75% Sikka Ports and Terminals Limited** | CRISIL AAA | 650 | 6,421.69 | 0.79% | 7.79% |
| INE248U07EQ0 | 9.41% 360 One Prime Limited** | CRISIL AA | 6,00,000 | 6,003.57 | 0.74% | 9.34% |
| INE556F08KK5 | 7.79% Small Industries Dev Bank of India | CRISIL AAA | 5,000 | 5,026.72 | 0.62% | 7.52% |
| INE020B08EX7 | 7.64% REC Limited** | ICRA AAA | 5,000 | 5,012.43 | 0.62% | 7.49% |
| INE134E08MC7 | 7.77% Power Finance Corporation Limited | CRISIL AAA | 5,000 | 5,011.40 | 0.62% | 7.62% |
| INE020B08EP3 | 7.77% REC Limited** | CRISIL AAA | 5,000 | 5,009.25 | 0.62% | 7.61% |
| INE134E08MK0 | 7.7% Power Finance Corporation Limited** | CRISIL AAA | 5,000 | 5,007.10 | 0.62% | 7.62% |
| INE556F08K1A | 7.51% Small Industries Dev Bank of India | CRISIL AAA | 5,000 | 5,006.34 | 0.62% | 7.47% |
| INE020B08EL2 | 7.44% REC Limited** | CRISIL AAA | 5,000 | 4,987.87 | 0.61% | 7.63% |
| INE556F08KI9 | 7.44% Small Industries Dev Bank of India | CRISIL AAA | 5,000 | 4,984.42 | 0.61% | 7.61% |
| INE556F08KH1 | 7.43% Small Industries Dev Bank of India | CRISIL AAA | 5,000 | 4,981.60 | 0.61% | 7.64% |
| INE154Z07011 | 8.44% Renew Solar Energy (Jharkhand Five) Private Ltd** | CARE AA | 5,000 | 4,871.84 | 0.60% | 8.78% |
| INE020B08AH8 | 7.95% REC Limited** | CRISIL AAA | 450 | 4,536.54 | 0.56% | 7.51% |
| INE572E07175 | 8.24% PNB Housing Finance Limited** | CRISIL AA+ | 4,500 | 4,520.41 | 0.56% | 8.06% |
| INE522D07CD6 | 8.8% Manappuram Finance Limited** | CRISIL AA | 3,800 | 3,792.63 | 0.47% | 8.86% |
| INE087M08126 | 9.25% Bahadur Chand Investments Pvt Limited** | ICRA AA | 3,750 | 3,739.71 | 0.46% | 9.90% |
| INE087M08134 | 9.25% Bahadur Chand Investments Pvt Limited** | ICRA AA | 3,750 | 3,728.86 | 0.46% | 9.80% |
| INE261F08EF5 | 7.8% National Bank For Agriculture and Rural Development | ICRA AAA | 3,500 | 3,515.90 | 0.43% | 7.54% |
| INE941D07158 | 7.95% Sikka Ports and Terminals Limited** | CRISIL AAA | 350 | 3,512.86 | 0.43% | 7.68% |
| INE261F08E9 | 7.7% National Bank For Agriculture and Rural Development | ICRA AAA | 3,500 | 3,512.51 | 0.43% | 7.52% |
| INE414G07JH5 | 8.97% Muthoot Finance Limited | CRISIL AA+ | 2,500 | 2,514.43 | 0.31% | 8.63% |
| INE775A08089 | 8.15% Samvardhana Motherson International Limited** | FITCH AAA | 2,500 | 2,505.50 | 0.31% | 7.89% |
| INE414G07IR6 | 8.78% Muthoot Finance Limited | CRISIL AA+ | 2,500 | 2,504.11 | 0.31% | 8.66% |
| INE020B08EM0 | 7.64% REC Limited** | CRISIL AAA | 2,500 | 2,498.79 | 0.31% | 7.63% |
| INE020B08EF4 | 7.6% REC Limited** | CRISIL AAA | 2,500 | 2,498.17 | 0.31% | 7.66% |
| INE020B08ED9 | 7.56% REC Limited** | CRISIL AAA | 2,500 | 2,496.23 | 0.31% | 7.63% |
| INE219X07306 | 6.72% IndiGrid Infrastructure Trust** | CRISIL AAA | 250 | 2,463.63 | 0.30% | 7.91% |
| INE134E08HD5 | 8.39% Power Finance Corporation Limited | CRISIL AAA | 50 | 500.65 | 0.06% | 7.69% |
| INE514E08FU6 | 5.62% Export Import Bank of India** | CRISIL AAA | 30 | 297.50 | 0.04% | 7.60% |
| INE975F07IM9 | 8.04% Kotak Mahindra Investments Limited** | CRISIL AAA | 100 | 100.24 | 0.01% | 7.84% |
| | **Subtotal** | | | **4,63,475.69** | **57.13%** | |
| | **(b) Privately placed / Unlisted** | | | **NIL** | **NIL** | **NIL** |
| | **Subtotal** | | | **NIL** | **NIL** | **NIL** |
| | **(c) Securitised Debt** | | | | | |
| INE0WLO15020 | Naomi** | FITCH AAA(SO) | 10,000 | 15,773.78 | 1.94% | 9.11% |
| INE1CBK15029 | India Universal Trust** | CRISIL AAA(SO) | 142 | 13,635.73 | 1.68% | 8.41% |
| INE1G7T15019 | India Universal Trust** | FITCH AAA(SO) | 140 | 11,269.33 | 1.39% | 8.34% |
| INE14ZT15017 | Dhruva XXIII** | ICRA AAA(SO) | 100 | 7,241.29 | 0.89% | 9.62% |
| INE1CBK15011 | India Universal Trust** | CRISIL AAA(SO) | 75 | 6,761.55 | 0.83% | 8.35% |
| INE0WLO15012 | Naomi** | FITCH AAA(SO) | 10,000 | 5,413.76 | 0.67% | 9.12% |
| INE0REK15015 | Sansar Trust** | ICRA AAA(SO) | 1,842 | 2,741.98 | 0.34% | 9.20% |
| | **Subtotal** | | | **62,837.42** | **7.74%** | |
| | **Total** | | | **5,26,313.11** | **64.87%** | |
| | **Derivatives** | | | | | |
| | **Interest Rate Swaps** | | | | | |
| | Interest Rate Swaps Pay Fix Receive Floating (25/09/2026) (FV 10000 Lacs) | | | 9.61 | $0.00% | |
| | Interest Rate Swaps Pay Fix Receive Floating (01/04/2025) (FV 10000 Lacs) | | | 3.53 | $0.00% | |
| | Interest Rate Swaps Pay Fix Receive Floating (01/04/2025) (FV 10000 Lacs) | | | 3.38 | $0.00% | |
| | Interest Rate Swaps Pay Fix Receive Floating (17/03/2025) (FV 10000 Lacs) | | | 2.35 | $0.00% | |
| | Interest Rate Swaps Pay Fix Receive Floating (20/02/2025) (FV 10000 Lacs) | | | 0.72 | $0.00% | |
| | Interest Rate Swaps Pay Fix Receive Floating (21/02/2025) (FV 10000 Lacs) | | | 0.71 | $0.00% | |
| | Interest Rate Swaps Pay Fix Receive Floating (03/02/2025) (FV 15000 Lacs) | | | 0.11 | $0.00% | |
| | Interest Rate Swaps Pay Fix Receive Floating (19/05/2025) (FV 15000 Lacs) | | | (2.30) | $0.00% | |
| | Interest Rate Swaps Pay Fix Receive Floating (12/07/2027) (FV 5000 Lacs) | | | (7.23) | $0.00% | |
| | Interest Rate Swaps Pay Fix Receive Floating (06/08/2026) (FV 10000 Lacs) | | | (7.26) | $0.00% | |
| | Interest Rate Swaps Pay Fix Receive Floating (06/08/2027) (FV 10000 Lacs) | | | (12.01) | $0.00% | |
| | Interest Rate Swaps Pay Fix Receive Floating (15/12/2025) (FV 10000 Lacs) | | | (22.29) | $0.00% | |
| | Interest Rate Swaps Pay Fix Receive Floating (30/03/2026) (FV 10000 Lacs) | | | (25.57) | $0.00% | |
| | **Total** | | | **(56.25)** | **0.00%** | |
| | **Money Market Instruments** | | | | | |
| | **Certificate of Deposit** | | | | | |
| INE160A16OP1 | Punjab National Bank** | FITCH A1+ | 5,000 | 24,811.45 | 3.06% | 7.30% |
| INE040A16EU6 | HDFC Bank Limited** | CARE A1+ | 4,000 | 19,845.62 | 2.45% | 7.28% |
| INE692A16IF6 | Union Bank of India** | FITCH A1+ | 4,000 | 18,779.98 | 2.32% | 7.60% |
| INE476A16YB0 | Canara Bank | CRISIL A1+ | 3,500 | 17,337.92 | 2.14% | 7.26% |
| INE040A16FM0 | HDFC Bank Limited** | CARE A1+ | 3,500 | 16,693.36 | 2.06% | 7.67% |
| INE692A16HF8 | Union Bank of India** | ICRA A1+ | 3,200 | 15,832.64 | 1.95% | 7.28% |
| INE949L16DE1 | AU Small Finance Bank Limited** | CARE A1+ | 3,000 | 14,066.28 | 1.73% | 7.97% |
| INE476A16YC8 | Canara Bank** | CRISIL A1+ | 2,000 | 9,893.73 | 1.22% | 7.26% |
| INE040A16FE7 | HDFC Bank Limited | CRISIL A1+ | 2,000 | 9,754.25 | 1.20% | 7.60% |
| INE238AD6876 | Axis Bank Limited** | CRISIL A1+ | 2,000 | 9,664.47 | 1.19% | 7.68% |
| INE476A16ZA9 | Canara Bank** | CRISIL A1+ | 1,500 | 7,179.47 | 0.89% | 7.62% |
| INE040A16ER2 | HDFC Bank Limited** | FITCH A1+ | 1,000 | 4,967.31 | 0.61% | 7.28% |
| INE238AD6918 | Axis Bank Limited** | CRISIL A1+ | 1,000 | 4,778.79 | 0.59% | 7.68% |
| INE040A16FO6 | HDFC Bank Limited** | CARE A1+ | 1,000 | 4,750.42 | 0.59% | 7.64% |
| | **Treasury Bill** | | | | | |
| IN002024Y357 | 182 Days Tbill | | 2,95,00,000 | 28,821.21 | 3.55% | 6.56% |
| IN002024Y241 | 182 Days Tbill | | 1,45,00,000 | 14,399.12 | 1.78% | 6.39% |
| IN002024Y340 | 182 Days Tbill | | 1,10,00,000 | 10,759.46 | 1.33% | 6.58% |
| IN002024Y225 | 182 Days Tbill | | 50,00,000 | 4,977.22 | 0.61% | 6.43% |
| IN002024Y365 | 182 Days Tbill | | 50,00,000 | 4,878.61 | 0.60% | 6.58% |
| | **Triparty Repo/ Reverse Repo Instrument** | | | | | |
| | Reverse Repo | | | 24,999.77 | 3.08% | |
| | Triparty Repo | | | 3,998.88 | 0.49% | |
| | **Total** | | | **2,71,189.96** | **33.44%** | |
| | **Alternative Investment Fund Units** | | | | | |
| INF0RQ622028 | Corporate Debt Market Development Fund Class A2 | | 20,982 | 2,289.27 | 0.28% | |
| | **Subtotal** | | | **2,289.27** | **0.28%** | |
| | **Total** | | | **2,289.27** | **0.28%** | |
| | **OTHERS** | | | | | |
| | Cash Margin - CCIL | | | 324.94 | 0.04% | |
| | **Total** | | | **324.94** | **0.04%** | |
| | **Net Current Assets** | | | **11,079.90** | **1.37%** | |
| | **GRAND TOTAL** | | | **8,11,140.93** | **100.00%** | |

**** Non Traded Securities/Illiquid Securities**
**$ Less Than 0.01% of NAV**
Aggregate value of investments made by other schemes of Nippon India Mutual Fund are amounting to Rs 53772.84 Lacs.

**SCHEME RISK-O-METER**

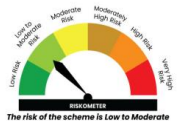


***The risk of the scheme is Low to Moderate***

**BENCHMARK NAME - CRISIL LOW DURATION DEBT A-I INDEX**
**BENCHMARK RISK-O-METER**

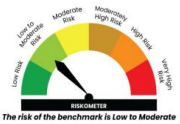


***The risk of the benchmark is Low to Moderate***

Data Classification: Public

**Nippon India Monthly Interval Fund - Series 2 (A Debt Oriented Interval Scheme. Relatively Low Interest rate Risk and relatively high Credit Risk)**

Index

**Monthly Portfolio Statement as on January 31,2025**

| ISIN | Name of the Instrument | Industry / Rating | Quantity | Market/Fair Value ( Rs. in Lacs) | % to NAV | YIELD |
|---|---|---|---|---|---|---|
| | **Money Market Instruments** | | | | | |
| | **Triparty Repo/ Reverse Repo Instrument** | | | | | |
| | Triparty Repo | | | 373.81 | 100.49% | |
| | **Total** | | | **373.81** | **100.49%** | |
| | **OTHERS** | | | | | |
| | Cash Margin - CCIL | | | 2.04 | 0.55% | |
| | **Total** | | | **2.04** | **0.55%** | |
| | **Net Current Assets** | | | **(3.85)** | **-1.04%** | |
| | **GRAND TOTAL** | | | **372.00** | **100.00%** | |

**SCHEME RISK-O-METER**

**BENCHMARK NAME - CRISIL LIQUID DEBT INDEX**
**BENCHMARK RISK-O-METER**

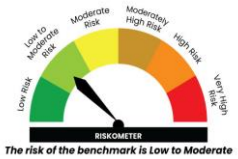

Data Classification: Public

**Nippon India Quarterly Interval Fund-Series 1 (A Debt Oriented Interval Scheme. Relatively Low Interest rate Risk and relatively high Credit Risk)**

Index

**Monthly Portfolio Statement as on January 31,2025**

| ISIN | Name of the Instrument | Industry / Rating | Quantity | Market/Fair Value ( Rs. in Lacs) | % to NAV | YIELD |
|---|---|---|---|---|---|---|
| | **Money Market Instruments** | | | | | |
| | **Triparty Repo/ Reverse Repo Instrument** | | | | | |
| | Triparty Repo | | | 248.99 | 104.25% | |
| | **Total** | | | **248.99** | **104.25%** | |
| | **OTHERS** | | | | | |
| | Cash Margin - CCIL | | | 1.37 | 0.57% | |
| | **Total** | | | **1.37** | **0.57%** | |
| | **Net Current Assets** | | | **(11.51)** | **-4.82%** | |
| | **GRAND TOTAL** | | | **238.85** | **100.00%** | |

**SCHEME RISK-O-METER**

**BENCHMARK NAME - CRISIL LIQUID DEBT INDEX**
**BENCHMARK RISK-O-METER**

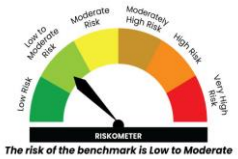

Data Classification: Public

**Nippon India Annual Interval Fund-Series 1 (A Debt Oriented Interval Scheme. Relatively Low Interest rate Risk and relatively high Credit Risk)**

Index

**Monthly Portfolio Statement as on January 31,2025**

| ISIN | Name of the Instrument | Industry / Rating | Quantity | Market/Fair Value ( Rs. in Lacs) | % to NAV | YIELD |
|---|---|---|---|---|---|---|
| | **Debt Instruments** | | | | | |
| | **(a) Listed / awaiting listing on Stock Exchange** | | | | | |
| | **Government Securities** | | | | | |
| IN2920160388 | 7.39% State Government Securities | SOVEREIGN | 1,10,000 | 110.01 | 37.34% | 6.79% |
| IN2920160115 | 8.33% State Government Securities | SOVEREIGN | 70,000 | 70.41 | 23.90% | 6.84% |
| IN2220150055 | 8.28% State Government Securities | SOVEREIGN | 40,000 | 40.30 | 13.68% | 6.80% |
| IN1020150042 | 8.31% State Government Securities | SOVEREIGN | 15,000 | 15.11 | 5.13% | 6.82% |
| IN0020079052 | 8.4% Government of India | SOVEREIGN | 10,000 | 10.03 | 3.40% | 6.72% |
| IN1620150178 | 8.21% State Government Securities | SOVEREIGN | 10,000 | 10.02 | 3.40% | 6.88% |
| | **Non Convertible Debentures** | | | | | |
| INE134E08CS4 | 8.9% Power Finance Corporation Limited** | CRISIL AAA | 2 | 20.02 | 6.79% | 7.48% |
| | **Subtotal** | | | **275.90** | **93.64%** | |
| | **(b) Privately placed / Unlisted** | | | **NIL** | **NIL** | **NIL** |
| | **Subtotal** | | | **NIL** | **NIL** | **NIL** |
| | **(c) Securitised Debt** | | | | | |
| | **Subtotal** | | | **NIL** | **NIL** | |
| | **Total** | | | **275.90** | **93.64%** | |
| | **Money Market Instruments** | | | | | |
| | **Triparty Repo/ Reverse Repo Instrument** | | | | | |
| | Triparty Repo | | | 16.72 | 5.68% | |
| | **Total** | | | **16.72** | **5.68%** | |
| | **OTHERS** | | | | | |
| | Cash Margin - CCIL | | | 0.09 | 0.03% | |
| | **Total** | | | **0.09** | **0.03%** | |
| | **Net Current Assets** | | | **1.93** | **0.65%** | |
| | **GRAND TOTAL** | | | **294.64** | **100.00%** | |

**** Non Traded Securities/Illiquid Securities**

**SCHEME RISK-O-METER**

**BENCHMARK NAME - CRISIL SHORT TERM BOND INDEX**
**BENCHMARK RISK-O-METER**

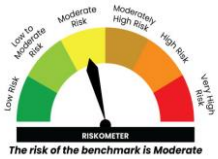

Data Classification: Public

**Nippon India Quarterly Interval Fund-Series 2 (A Debt Oriented Interval Scheme. Relatively Low Interest rate Risk and relatively high Credit Risk)**

Index

**Monthly Portfolio Statement as on January 31,2025**

| ISIN | Name of the Instrument | Industry / Rating | Quantity | Market/Fair Value ( Rs. in Lacs) | % to NAV | YIELD |
|---|---|---|---|---|---|---|
| | **Money Market Instruments** | | | | | |
| | **Triparty Repo/ Reverse Repo Instrument** | | | | | |
| | Triparty Repo | | | 1,088.88 | 34.92% | |
| | **Total** | | | **1,088.88** | **34.92%** | |
| | **Mutual Fund Units** | | | | | |
| INF204K01ZH0 | Nippon India Liquid Fund-Direct Growth Plan | | 32,330.846 | 2,027.05 | 65.00% | |
| | **Total** | | | **2,027.05** | **65.00%** | |
| | **OTHERS** | | | | | |
| | Cash Margin - CCIL | | | 5.94 | 0.19% | |
| | **Total** | | | **5.94** | **0.19%** | |
| | **Net Current Assets** | | | **(3.47)** | **-0.11%** | |
| | **GRAND TOTAL** | | | **3,118.40** | **100.00%** | |

**SCHEME RISK-O-METER**

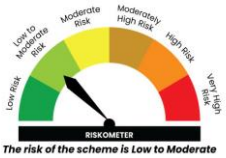


*The risk of the scheme is Low to Moderate*

**BENCHMARK NAME - CRISIL LIQUID DEBT INDEX**
**BENCHMARK RISK-O-METER**

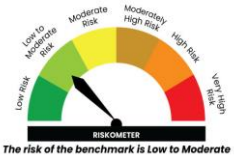


*The risk of the benchmark is Low to Moderate*

Data Classification: Public

**Nippon India Quarterly Interval Fund - Series 3 (A Debt Oriented Interval Scheme. Relatively Low Interest rate Risk and relatively high Credit Risk)**

Index

**Monthly Portfolio Statement as on January 31,2025**

| ISIN | Name of the Instrument | Industry / Rating | Quantity | Market/Fair Value ( Rs. in Lacs) | % to NAV | YIELD |
|---|---|---|---|---|---|---|
| | **Money Market Instruments** | | | | | |
| | **Triparty Repo/ Reverse Repo Instrument** | | | | | |
| | Triparty Repo | | | 278.46 | 100.14% | |
| | **Total** | | | **278.46** | **100.14%** | |
| | **OTHERS** | | | | | |
| | Cash Margin - CCIL | | | 1.52 | 0.55% | |
| | **Total** | | | **1.52** | **0.55%** | |
| | **Net Current Assets** | | | **(1.90)** | **-0.69%** | |
| | **GRAND TOTAL** | | | **278.08** | **100.00%** | |

**SCHEME RISK-O-METER**

**BENCHMARK NAME - CRISIL LIQUID DEBT INDEX**
**BENCHMARK RISK-O-METER**

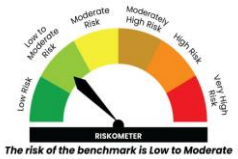

Data Classification: Public

**NIPPON INDIA LARGE CAP FUND (An Open Ended Equity Scheme Predominantly Investing In Large Cap Stocks)**

Index

**Monthly Portfolio Statement as on January 31,2025**

| ISIN | Name of the Instrument | Industry / Rating | Quantity | Market/Fair Value ( Rs. in Lacs) | % to NAV | YIELD |
|---|---|---|---|---|---|---|
| | **Equity & Equity related** | | | | | |
| | **(a) Listed / awaiting listing on Stock Exchanges** | | | | | |
| INE040A01034 | HDFC Bank Limited | Banks | 1,89,40,367 | 3,21,749.48 | 9.02% | |
| INE002A01018 | Reliance Industries Limited | Petroleum Products | 1,80,36,077 | 2,28,174.41 | 6.40% | |
| INE090A01021 | ICICI Bank Limited | Banks | 1,70,00,000 | 2,12,976.00 | 5.97% | |
| INE009A01021 | Infosys Limited | IT - Software | 85,00,084 | 1,59,784.58 | 4.48% | |
| INE296A01024 | Bajaj Finance Limited | Finance | 18,26,882 | 1,44,051.47 | 4.04% | |
| INE238A01034 | Axis Bank Limited | Banks | 1,42,65,022 | 1,40,667.38 | 3.94% | |
| INE062A01020 | State Bank of India | Banks | 1,77,00,644 | 1,36,808.28 | 3.84% | |
| INE018A01030 | Larsen & Toubro Limited | Construction | 36,00,529 | 1,28,445.27 | 3.60% | |
| INE467B01029 | Tata Consultancy Services Limited | IT - Software | 25,00,000 | 1,02,810.00 | 2.88% | |
| INE200A01026 | GE Vernova T&D India Limited | Electrical Equipment | 52,29,540 | 93,478.03 | 2.62% | |
| INE733E01010 | NTPC Limited | Power | 2,71,39,816 | 87,933.00 | 2.47% | |
| INE245A01021 | Tata Power Company Limited | Power | 2,25,00,000 | 82,012.50 | 2.30% | |
| INE101A01026 | Mahindra & Mahindra Limited | Automobiles | 22,71,337 | 67,909.57 | 1.90% | |
| INE030A01027 | Hindustan Unilever Limited | Diversified FMCG | 26,64,625 | 65,784.26 | 1.84% | |
| INE860A01027 | HCL Technologies Limited | IT - Software | 36,00,927 | 62,132.19 | 1.74% | |
| INE585B01010 | Maruti Suzuki India Limited | Automobiles | 5,00,423 | 61,605.32 | 1.73% | |
| INE089A01031 | Dr. Reddy's Laboratories Limited | Pharmaceuticals & Biotechnology | 50,07,429 | 60,957.94 | 1.71% | |
| INE758T01015 | Zomato Limited | Retailing | 2,60,22,292 | 57,340.12 | 1.61% | |
| INE053A01029 | The Indian Hotels Company Limited | Leisure Services | 69,86,744 | 53,427.63 | 1.50% | |
| INE123W01016 | SBI Life Insurance Company Limited | Insurance | 34,42,885 | 51,078.64 | 1.43% | |
| INE192R01011 | Avenue Supermarts Limited | Retailing | 13,44,591 | 49,274.55 | 1.38% | |
| INE427F01016 | Chalet Hotels Limited | Leisure Services | 63,85,300 | 49,227.47 | 1.38% | |
| INE361B01024 | Divi's Laboratories Limited | Pharmaceuticals & Biotechnology | 7,99,740 | 44,607.10 | 1.25% | |
| INE003A01024 | Siemens Limited | Electrical Equipment | 7,00,000 | 42,513.45 | 1.19% | |
| INE481G01011 | UltraTech Cement Limited | Cement & Cement Products | 3,51,854 | 40,419.05 | 1.13% | |
| INE230A01023 | EIH Limited | Leisure Services | 1,06,89,027 | 39,602.85 | 1.11% | |
| INE192A01025 | Tata Consumer Products Limited | Agricultural Food & other Products | 36,03,846 | 36,926.81 | 1.04% | |
| INE795G01014 | HDFC Life Insurance Company Limited | Insurance | 55,00,000 | 35,092.75 | 0.98% | |
| INE095A01012 | IndusInd Bank Limited | Banks | 34,00,000 | 33,700.80 | 0.94% | |
| INE081A01020 | Tata Steel Limited | Ferrous Metals | 2,50,03,160 | 33,659.25 | 0.94% | |
| INE01EA01019 | Vishal Mega Mart Limited | Retailing | 3,11,55,208 | 33,632.05 | 0.94% | |
| INE018E01016 | SBI Cards and Payment Services Limited | Finance | 42,70,588 | 33,233.72 | 0.93% | |
| INE020B01018 | REC Limited | Finance | 72,19,155 | 32,475.37 | 0.91% | |
| INE765G01017 | ICICI Lombard General Insurance Company Limited | Insurance | 17,27,738 | 32,110.01 | 0.90% | |
| INE021A01026 | Asian Paints Limited | Consumer Durables | 13,36,763 | 30,756.24 | 0.86% | |
| INE205A01025 | Vedanta Limited | Diversified Metals | 63,73,407 | 28,132.22 | 0.79% | |
| INE0ONG01011 | NTPC Green Energy Limited | Power | 2,35,35,372 | 27,044.50 | 0.76% | |
| INE127D01025 | HDFC Asset Management Company Limited | Capital Markets | 6,40,565 | 24,789.22 | 0.70% | |
| INE522F01014 | Coal India Limited | Consumable Fuels | 57,48,955 | 22,760.11 | 0.64% | |
| INE117A01022 | ABB India Limited | Electrical Equipment | 3,82,281 | 22,457.67 | 0.63% | |
| INE155A01022 | Tata Motors Limited | Automobiles | 30,00,000 | 21,483.00 | 0.60% | |
| INE669C01036 | Tech Mahindra Limited | IT - Software | 12,47,680 | 20,891.78 | 0.59% | |
| INE213A01029 | Oil & Natural Gas Corporation Limited | Oil | 76,78,892 | 20,165.54 | 0.57% | |
| INE685A01028 | Torrent Pharmaceuticals Limited | Pharmaceuticals & Biotechnology | 6,09,818 | 19,935.56 | 0.56% | |
| INE180A01020 | Max Financial Services Limited | Insurance | 17,17,349 | 19,161.32 | 0.54% | |
| INE00H001014 | Swiggy Limited | Retailing | 44,27,935 | 18,424.64 | 0.52% | |
| INE154A01025 | ITC Limited | Diversified FMCG | 39,98,232 | 17,892.09 | 0.50% | |
| INE044A01036 | Sun Pharmaceutical Industries Limited | Pharmaceuticals & Biotechnology | 10,00,000 | 17,439.50 | 0.49% | |
| INE038A01020 | Hindalco Industries Limited | Non - Ferrous Metals | 29,20,977 | 17,359.37 | 0.49% | |
| INE982J01020 | One 97 Communications Limited | Financial Technology (Fintech) | 22,00,000 | 17,066.50 | 0.48% | |
| INE872J01023 | Devyani International Limited | Leisure Services | 1,00,16,707 | 16,893.18 | 0.47% | |
| INE646L01027 | InterGlobe Aviation Limited | Transport Services | 3,85,948 | 16,689.74 | 0.47% | |
| INE671A01010 | Honeywell Automation India Limited | Industrial Manufacturing | 40,045 | 16,207.11 | 0.45% | |
| INE066A01021 | Eicher Motors Limited | Automobiles | 3,11,438 | 16,177.02 | 0.45% | |
| INE028A01039 | Bank of Baroda | Banks | 70,13,171 | 14,965.41 | 0.42% | |
| INE322A01010 | Gillette India Limited | Personal Products | 1,72,581 | 14,854.48 | 0.42% | |
| INE263A01024 | Bharat Electronics Limited | Aerospace & Defense | 50,00,000 | 14,632.50 | 0.41% | |
| INE102D01028 | Godrej Consumer Products Limited | Personal Products | 13,00,000 | 14,576.25 | 0.41% | |
| INE0V6F01027 | Hyundai Motor India Ltd | Automobiles | 8,59,004 | 14,410.22 | 0.40% | |
| INE775A01035 | Samvardhana Motherson International Limited | Auto Components | 1,00,00,000 | 14,126.00 | 0.40% | |
| INE473A01011 | Linde India Limited | Chemicals & Petrochemicals | 2,16,434 | 13,565.76 | 0.38% | |
| INE134E01011 | Power Finance Corporation Limited | Finance | 31,28,367 | 13,217.35 | 0.37% | |
| INE259A01022 | Colgate Palmolive (India) Limited | Personal Products | 4,50,677 | 12,716.08 | 0.36% | |
| INE749A01030 | Jindal Steel & Power Limited | Ferrous Metals | 16,00,729 | 12,670.57 | 0.36% | |
| INE849A01020 | Trent Limited | Retailing | 2,09,057 | 12,027.47 | 0.34% | |
| INE191H01014 | PVR INOX Limited | Entertainment | 9,55,650 | 10,421.36 | 0.29% | |
| INE068V01023 | Gland Pharma Limited | Pharmaceuticals & Biotechnology | 6,77,764 | 10,334.21 | 0.29% | |
| INE047A01021 | Grasim Industries Limited | Cement & Cement Products | 4,02,666 | 10,102.29 | 0.28% | |
| INE465A01025 | Bharat Forge Limited | Auto Components | 7,86,707 | 9,629.69 | 0.27% | |
| INE470A01017 | 3M India Limited | Diversified | 30,337 | 9,068.41 | 0.25% | |
| INE686F01025 | United Breweries Limited | Beverages | 3,76,210 | 8,073.47 | 0.23% | |
| INE070A01015 | Shree Cement Limited | Cement & Cement Products | 20,000 | 5,559.18 | 0.16% | |
| INE379A01028 | ITC Hotels Limited | Leisure Services | 28,35,569 | 4,620.56 | 0.13% | |
| | **Subtotal** | | | **34,86,898.87** | **97.77%** | |
| | **(b) UNLISTED** | | | **NIL** | **NIL** | **NIL** |
| | **Subtotal** | | | **NIL** | **NIL** | **NIL** |
| | **Total** | | | **34,86,898.87** | **97.77%** | |
| | **Money Market Instruments** | | | | | |
| | **Triparty Repo/ Reverse Repo Instrument** | | | | | |
| | Triparty Repo | | | 86,386.99 | 2.42% | |
| | **Total** | | | **86,386.99** | **2.42%** | |
| | **OTHERS** | | | | | |
| | Cash Margin - CCIL | | | 461.19 | 0.01% | |
| | **Total** | | | **461.19** | **0.01%** | |
| | **Net Current Assets** | | | **(7,017.36)** | **-0.20%** | |
| | **GRAND TOTAL** | | | **35,66,729.69** | **100.00%** | |

**SCHEME RISK-O-METER**

**BENCHMARK NAME - BSE 100 TRI**

**BENCHMARK RISK-O-METER**

Data Classification: Public

**NIPPON INDIA QUANT FUND (An Open Ended Equity Scheme Investing In Quant Model Theme)**

Index

**Monthly Portfolio Statement as on January 31,2025**

| ISIN | Name of the Instrument | Industry / Rating | Quantity | Market/Fair Value ( Rs. in Lacs) | % to NAV | YIELD |
|---|---|---|---|---|---|---|
| | **Equity & Equity related** | | | | | |
| | **(a) Listed / awaiting listing on Stock Exchanges** | | | | | |
| INE090A01021 | ICICI Bank Limited | Banks | 60,000 | 751.68 | 8.41% | |
| INE040A01034 | HDFC Bank Limited | Banks | 40,000 | 679.50 | 7.60% | |
| INE009A01021 | Infosys Limited | IT - Software | 30,000 | 563.94 | 6.31% | |
| INE062A01020 | State Bank of India | Banks | 53,000 | 409.64 | 4.58% | |
| INE002A01018 | Reliance Industries Limited | Petroleum Products | 31,000 | 392.18 | 4.39% | |
| INE018A01030 | Larsen & Toubro Limited | Construction | 10,500 | 374.58 | 4.19% | |
| INE397D01024 | Bharti Airtel Limited | Telecom - Services | 22,000 | 357.79 | 4.00% | |
| INE101A01026 | Mahindra & Mahindra Limited | Automobiles | 11,000 | 328.88 | 3.68% | |
| INE296A01024 | Bajaj Finance Limited | Finance | 3,600 | 283.86 | 3.18% | |
| INE263A01024 | Bharat Electronics Limited | Aerospace & Defense | 95,000 | 278.02 | 3.11% | |
| INE044A01036 | Sun Pharmaceutical Industries Limited | Pharmaceuticals & Biotechnology | 15,000 | 261.59 | 2.93% | |
| INE134E01011 | Power Finance Corporation Limited | Finance | 56,500 | 238.71 | 2.67% | |
| INE205A01025 | Vedanta Limited | Diversified Metals | 52,500 | 231.74 | 2.59% | |
| INE733E01010 | NTPC Limited | Power | 67,500 | 218.70 | 2.45% | |
| INE721A01047 | Shriram Finance Limited | Finance | 40,000 | 217.50 | 2.43% | |
| INE196A01026 | Marico Limited | Agricultural Food & other Products | 30,000 | 201.20 | 2.25% | |
| INE121A01024 | Cholamandalam Investment and Finance Company Ltd | Finance | 15,500 | 199.31 | 2.23% | |
| INE467B01029 | Tata Consultancy Services Limited | IT - Software | 4,750 | 195.34 | 2.19% | |
| INE935N01020 | Dixon Technologies (India) Limited | Consumer Durables | 1,300 | 194.82 | 2.18% | |
| INE854D01024 | United Spirits Limited | Beverages | 13,500 | 192.24 | 2.15% | |
| INE028A01039 | Bank of Baroda | Banks | 85,000 | 181.38 | 2.03% | |
| INE685A01028 | Torrent Pharmaceuticals Limited | Pharmaceuticals & Biotechnology | 5,500 | 179.80 | 2.01% | |
| INE326A01037 | Lupin Limited | Pharmaceuticals & Biotechnology | 8,000 | 166.44 | 1.86% | |
| INE038A01020 | Hindalco Industries Limited | Non - Ferrous Metals | 28,000 | 166.40 | 1.86% | |
| INE262H01021 | Persistent Systems Limited | IT - Software | 2,750 | 165.90 | 1.86% | |
| INE249Z01020 | Mazagon Dock Shipbuilders Limited | Industrial Manufacturing | 6,400 | 159.90 | 1.79% | |
| INE917I01010 | Bajaj Auto Limited | Automobiles | 1,800 | 159.26 | 1.78% | |
| INE761H01022 | Page Industries Limited | Textiles & Apparels | 350 | 156.53 | 1.75% | |
| INE669C01036 | Tech Mahindra Limited | IT - Software | 9,000 | 150.70 | 1.69% | |
| INE093I01010 | Oberoi Realty Limited | Realty | 8,000 | 145.01 | 1.62% | |
| INE775A01035 | Samvardhana Motherson International Limited | Auto Components | 1,00,000 | 141.26 | 1.58% | |
| INE758T01015 | Zomato Limited | Retailing | 55,000 | 121.19 | 1.36% | |
| INE127D01025 | HDFC Asset Management Company Limited | Capital Markets | 3,000 | 116.10 | 1.30% | |
| INE226A01021 | Voltas Limited | Consumer Durables | 9,000 | 113.48 | 1.27% | |
| INE494B01023 | TVS Motor Company Limited | Automobiles | 4,000 | 98.32 | 1.10% | |
| | **Subtotal** | | | **8,792.89** | **98.38%** | |
| | **(b) UNLISTED** | | | **NIL** | **NIL** | **NIL** |
| | **Subtotal** | | | **NIL** | **NIL** | **NIL** |
| | **Total** | | | **8,792.89** | **98.38%** | |
| | **Money Market Instruments** | | | | | |
| | **Triparty Repo/ Reverse Repo Instrument** | | | | | |
| | Triparty Repo | | | 191.42 | 2.14% | |
| | **Total** | | | **191.42** | **2.14%** | |
| | **OTHERS** | | | | | |
| | Cash Margin - CCIL | | | 1.06 | 0.01% | |
| | **Total** | | | **1.06** | **0.01%** | |
| | **Net Current Assets** | | | **(50.01)** | **-0.53%** | |
| | **GRAND TOTAL** | | | **8,935.36** | **100.00%** | |

**SCHEME RISK-O-METER**

**BENCHMARK NAME - BSE 200 TRI**
**BENCHMARK RISK-O-METER**

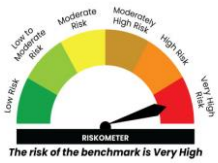

Data Classification: Public

**Nippon India Gilt Securities Fund (An open ended debt scheme investing in government securities across maturity. Relatively High interest rate risk and Relatively Low Credit Risk.)**

Index

**Monthly Portfolio Statement as on January 31,2025**

| ISIN | Name of the Instrument | Industry / Rating | Quantity | Market/Fair Value ( Rs. in Lacs) | % to NAV | YIELD |
|---|---|---|---|---|---|---|
| | **Debt Instruments** | | | | | |
| | **(a) Listed / awaiting listing on Stock Exchange** | | | | | |
| | **Government Securities** | | | | | |
| IN0020240019 | 7.1% Government of India | SOVEREIGN | 3,30,00,000 | 33,794.11 | 15.85% | 6.86% |
| IN0020240035 | 7.34% Government of India | SOVEREIGN | 2,95,00,000 | 30,632.36 | 14.37% | 7.17% |
| IN0020240118 | 7.09% Government of India | SOVEREIGN | 2,25,00,000 | 22,679.62 | 10.64% | 7.15% |
| IN0020230051 | 7.3% Government of India | SOVEREIGN | 2,05,00,000 | 21,195.09 | 9.94% | 7.15% |
| IN0020230077 | 7.18% Government of India | SOVEREIGN | 1,69,65,200 | 17,443.84 | 8.18% | 6.96% |
| IN0020230044 | 7.25% Government of India | SOVEREIGN | 1,40,00,000 | 14,357.01 | 6.73% | 7.18% |
| IN0020240126 | 6.79% Government of India | SOVEREIGN | 1,40,00,000 | 14,092.34 | 6.61% | 6.81% |
| IN0020230085 | 7.18% Government of India | SOVEREIGN | 1,35,00,000 | 13,869.16 | 6.51% | 6.87% |
| IN0020200187 | 6.8% Government of India | SOVEREIGN | 60,00,000 | 5,820.33 | 2.73% | 7.15% |
| IN0020240134 | 6.92% Government of India | SOVEREIGN | 45,00,000 | 4,539.68 | 2.13% | 6.94% |
| IN0020210152 | 6.67% Government of India | SOVEREIGN | 30,00,000 | 2,970.01 | 1.39% | 6.92% |
| IN2120220016 | 7.85% State Government Securities | SOVEREIGN | 25,00,000 | 2,603.67 | 1.22% | 7.25% |
| IN3120230344 | 7.66% State Government Securities | SOVEREIGN | 25,00,000 | 2,591.53 | 1.22% | 7.22% |
| IN0020240027 | 7.23% Government of India | SOVEREIGN | 25,00,000 | 2,588.36 | 1.21% | 6.95% |
| IN2220200207 | 7.1% State Government Securities | SOVEREIGN | 25,00,000 | 2,499.77 | 1.17% | 7.23% |
| IN0020220060 | 7.26% Government of India | SOVEREIGN | 21,50,000 | 2,214.93 | 1.04% | 6.86% |
| IN0020220151 | 7.26% Government of India | SOVEREIGN | 20,65,600 | 2,130.07 | 1.00% | 6.86% |
| IN0020130079 | 9.23% Government of India | SOVEREIGN | 15,00,000 | 1,860.11 | 0.87% | 7.05% |
| IN0020080050 | 6.83% Government of India | SOVEREIGN | 15,00,000 | 1,500.41 | 0.70% | 6.94% |
| IN3120220113 | 7.75% State Government Securities | SOVEREIGN | 10,00,000 | 1,036.78 | 0.49% | 7.24% |
| IN0020200054 | 7.16% Government of India | SOVEREIGN | 10,00,000 | 1,018.31 | 0.48% | 7.13% |
| IN0020210194 | 6.99% Government of India | SOVEREIGN | 10,00,000 | 999.50 | 0.47% | 7.12% |
| IN0020150051 | 7.73% Government of India | SOVEREIGN | 8,74,200 | 933.42 | 0.44% | 6.89% |
| IN2020220025 | 7.85% State Government Securities | SOVEREIGN | 5,00,000 | 526.53 | 0.25% | 7.25% |
| IN0020190024 | 7.62% Government of India | SOVEREIGN | 4,72,000 | 506.24 | 0.24% | 6.94% |
| IN0020190016 | 7.27% Government of India | SOVEREIGN | 4,99,600 | 503.23 | 0.24% | 6.72% |
| IN3320200295 | 7.08% State Government Securities | SOVEREIGN | 5,00,000 | 500.93 | 0.23% | 7.16% |
| IN0020060078 | 8.24% Government of India | SOVEREIGN | 4,81,200 | 496.00 | 0.23% | 6.71% |
| IN0020060045 | 8.33% Government of India | SOVEREIGN | 3,30,000 | 369.71 | 0.17% | 6.91% |
| IN0020160118 | 6.79% Government of India | SOVEREIGN | 2,77,400 | 279.04 | 0.13% | 6.76% |
| IN0020210012 | 5.63% Government of India | SOVEREIGN | 2,50,000 | 247.30 | 0.12% | 6.68% |
| IN1620210147 | 6.96% State Government Securities | SOVEREIGN | 2,15,800 | 215.52 | 0.10% | 7.12% |
| IN0020200096 | 6.19% Government of India | SOVEREIGN | 1,99,600 | 191.32 | 0.09% | 6.90% |
| IN0020160019 | 7.61% Government of India | SOVEREIGN | 1,76,800 | 183.91 | 0.09% | 6.80% |
| IN0020170042 | 6.68% Government of India | SOVEREIGN | 1,83,190 | 182.77 | 0.09% | 6.83% |
| IN0020210020 | 6.64% Government of India | SOVEREIGN | 1,41,300 | 139.60 | 0.07% | 6.92% |
| IN1320190227 | 6.92% State Government Securities | SOVEREIGN | 83,400 | 82.63 | 0.04% | 7.21% |
| IN0020210244 | 6.54% Government of India | SOVEREIGN | 48,100 | 47.56 | 0.02% | 6.86% |
| | **Subtotal** | | | **2,07,842.70** | **97.50%** | |
| | **(b) Privately placed / Unlisted** | | | **NIL** | **NIL** | **NIL** |
| | **Subtotal** | | | **NIL** | **NIL** | **NIL** |
| | **(c) Securitised Debt** | | | | | |
| | **Subtotal** | | | **NIL** | **NIL** | |
| | **Total** | | | **2,07,842.70** | **97.50%** | |
| | **Money Market Instruments** | | | | | |
| | **Triparty Repo/ Reverse Repo Instrument** | | | | | |
| | Triparty Repo | | | 1,538.20 | 0.72% | |
| | **Total** | | | **1,538.20** | **0.72%** | |
| | **OTHERS** | | | | | |
| | Cash Margin - CCIL | | | 85.54 | 0.04% | |
| | **Total** | | | **85.54** | **0.04%** | |
| | **Net Current Assets** | | | **3,717.93** | **1.74%** | |
| | **GRAND TOTAL** | | | **2,13,184.37** | **100.00%** | |

**SCHEME RISK-O-METER**

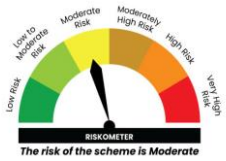


**BENCHMARK NAME - NIFTY ALL DURATION G-SEC INDEX**
**BENCHMARK RISK-O-METER**

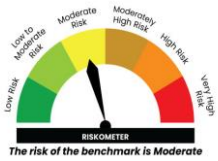

Data Classification: Public

**NIPPON INDIA INDEX FUND - NIFTY 50 PLAN (An open ended scheme replicating / tracking Nifty 50)**

Index

**Monthly Portfolio Statement as on January 31,2025**

| ISIN | Name of the Instrument | Industry / Rating | Quantity | Market/Fair Value ( Rs. in Lacs) | % to NAV | YIELD |
|---|---|---|---|---|---|---|
| | **Equity & Equity related** | | | | | |
| | **(a) Listed / awaiting listing on Stock Exchanges** | | | | | |
| INE040A01034 | HDFC Bank Limited | Banks | 15,11,750 | 25,680.85 | 12.23% | |
| INE090A01021 | ICICI Bank Limited | Banks | 14,02,747 | 17,573.61 | 8.37% | |
| INE002A01018 | Reliance Industries Limited | Petroleum Products | 13,49,568 | 17,073.38 | 8.13% | |
| INE009A01021 | Infosys Limited | IT - Software | 7,16,110 | 13,461.44 | 6.41% | |
| INE397D01024 | Bharti Airtel Limited | Telecom - Services | 5,33,190 | 8,671.27 | 4.13% | |
| INE467B01029 | Tata Consultancy Services Limited | IT - Software | 2,03,169 | 8,355.12 | 3.98% | |
| INE018A01030 | Larsen & Toubro Limited | Construction | 2,34,035 | 8,348.96 | 3.97% | |
| INE154A01025 | ITC Limited | Diversified FMCG | 18,48,342 | 8,271.33 | 3.94% | |
| INE062A01020 | State Bank of India | Banks | 7,65,058 | 5,913.13 | 2.81% | |
| INE238A01034 | Axis Bank Limited | Banks | 5,66,952 | 5,590.71 | 2.66% | |
| INE237A01028 | Kotak Mahindra Bank Limited | Banks | 2,91,921 | 5,550.29 | 2.64% | |
| INE101A01026 | Mahindra & Mahindra Limited | Automobiles | 1,76,007 | 5,262.35 | 2.51% | |
| INE296A01024 | Bajaj Finance Limited | Finance | 55,644 | 4,387.59 | 2.09% | |
| INE030A01027 | Hindustan Unilever Limited | Diversified FMCG | 1,76,487 | 4,357.11 | 2.07% | |
| INE044A01036 | Sun Pharmaceutical Industries Limited | Pharmaceuticals & Biotechnology | 2,14,594 | 3,742.41 | 1.78% | |
| INE860A01027 | HCL Technologies Limited | IT - Software | 2,10,449 | 3,631.19 | 1.73% | |
| INE585B01010 | Maruti Suzuki India Limited | Automobiles | 26,161 | 3,220.59 | 1.53% | |
| INE733E01010 | NTPC Limited | Power | 9,41,340 | 3,049.94 | 1.45% | |
| INE155A01022 | Tata Motors Limited | Automobiles | 4,16,723 | 2,984.15 | 1.42% | |
| INE280A01028 | Titan Company Limited | Consumer Durables | 82,251 | 2,870.77 | 1.37% | |
| INE752E01010 | Power Grid Corporation of India Limited | Power | 9,00,540 | 2,716.48 | 1.29% | |
| INE481G01011 | UltraTech Cement Limited | Cement & Cement Products | 22,673 | 2,604.55 | 1.24% | |
| INE849A01020 | Trent Limited | Retailing | 44,145 | 2,539.75 | 1.21% | |
| INE081A01020 | Tata Steel Limited | Ferrous Metals | 16,47,305 | 2,217.60 | 1.06% | |
| INE669C01036 | Tech Mahindra Limited | IT - Software | 1,26,198 | 2,113.12 | 1.01% | |
| INE263A01024 | Bharat Electronics Limited | Aerospace & Defense | 7,10,994 | 2,080.72 | 0.99% | |
| INE021A01026 | Asian Paints Limited | Consumer Durables | 89,913 | 2,068.72 | 0.98% | |
| INE213A01029 | Oil & Natural Gas Corporation Limited | Oil | 7,71,107 | 2,025.00 | 0.96% | |
| INE917I01010 | Bajaj Auto Limited | Automobiles | 22,061 | 1,951.91 | 0.93% | |
| INE918I01026 | Bajaj Finserv Limited | Finance | 1,08,725 | 1,887.57 | 0.90% | |
| INE047A01021 | Grasim Industries Limited | Cement & Cement Products | 73,871 | 1,853.31 | 0.88% | |
| INE019A01038 | JSW Steel Limited | Ferrous Metals | 1,90,780 | 1,802.87 | 0.86% | |
| INE522F01014 | Coal India Limited | Consumable Fuels | 4,50,907 | 1,785.14 | 0.85% | |
| INE075A01022 | Wipro Limited | IT - Software | 5,62,931 | 1,755.78 | 0.84% | |
| INE038A01020 | Hindalco Industries Limited | Non - Ferrous Metals | 2,88,991 | 1,717.47 | 0.82% | |
| INE239A01024 | Nestle India Limited | Food Products | 71,198 | 1,646.95 | 0.78% | |
| INE059A01026 | Cipla Limited | Pharmaceuticals & Biotechnology | 1,09,278 | 1,616.66 | 0.77% | |
| INE742F01042 | Adani Ports and Special Economic Zone Limited | Transport Infrastructure | 1,46,529 | 1,610.87 | 0.77% | |
| INE721A01047 | Shriram Finance Limited | Finance | 2,77,850 | 1,510.81 | 0.72% | |
| INE089A01031 | Dr. Reddy's Laboratories Limited | Pharmaceuticals & Biotechnology | 1,21,249 | 1,476.02 | 0.70% | |
| INE066A01021 | Eicher Motors Limited | Automobiles | 27,354 | 1,420.85 | 0.68% | |
| INE437A01024 | Apollo Hospitals Enterprise Limited | Healthcare Services | 20,126 | 1,370.68 | 0.65% | |
| INE795G01014 | HDFC Life Insurance Company Limited | Insurance | 2,12,490 | 1,355.79 | 0.65% | |
| INE192A01025 | Tata Consumer Products Limited | Agricultural Food & other Products | 1,29,312 | 1,325.00 | 0.63% | |
| INE123W01016 | SBI Life Insurance Company Limited | Insurance | 88,964 | 1,319.87 | 0.63% | |
| INE095A01012 | IndusInd Bank Limited | Banks | 1,31,308 | 1,301.52 | 0.62% | |
| INE216A01030 | Britannia Industries Limited | Food Products | 23,429 | 1,201.83 | 0.57% | |
| INE423A01024 | Adani Enterprises Limited | Metals & Minerals Trading | 49,496 | 1,132.37 | 0.54% | |
| INE158A01026 | Hero MotoCorp Limited | Automobiles | 25,771 | 1,118.24 | 0.53% | |
| INE029A01011 | Bharat Petroleum Corporation Limited | Petroleum Products | 3,84,773 | 1,004.64 | 0.48% | |
| INE379A01028 | ITC Hotels Limited | Leisure Services | 1,84,834 | 301.19 | 0.14% | |
| | **Subtotal** | | | **2,09,829.47** | **99.90%** | |
| | **(b) UNLISTED** | | | **NIL** | **NIL** | **NIL** |
| | **Subtotal** | | | **NIL** | **NIL** | **NIL** |
| | **Total** | | | **2,09,829.47** | **99.90%** | |
| | **Money Market Instruments** | | | | | |
| | **Triparty Repo/ Reverse Repo Instrument** | | | | | |
| | Triparty Repo | | | 465.66 | 0.22% | |
| | **Total** | | | **465.66** | **0.22%** | |
| | **OTHERS** | | | | | |
| | Cash Margin - CCIL | | | 2.56 | $0.00% | |
| | **Total** | | | **2.56** | **0.00%** | |
| | **Net Current Assets** | | | **(235.46)** | **-0.12%** | |
| | **GRAND TOTAL** | | | **2,10,062.23** | **100.00%** | |

**$ Less Than 0.01% of NAV**

**SCHEME RISK-O-METER**

**BENCHMARK NAME - NIFTY 50 TRI**

**BENCHMARK RISK-O-METER**

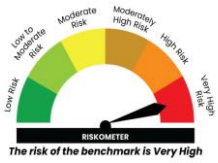

Data Classification: Public

**NIPPON INDIA SMALL CAP FUND (An Open-Ended Equity Scheme Predominantly Investing In Small Cap Stocks)**

Index

**Monthly Portfolio Statement as on January 31,2025**

| ISIN | Name of the Instrument | Industry / Rating | Quantity | Market/Fair Value ( Rs. in Lacs) | %to NAV | YIELD |
|---|---|---|---|---|---|---|
| | **Equity & Equity related** | | | | | |
| | **(a) Listed / awaiting listing on Stock Exchanges** | | | | | |
| INE040A01034 | HDFC Bank Limited | Banks | 66.50.000 | 1.12.966.88 | 1.98% | |
| INE745G01035 | Multi Commodity Exchange of India Limited | Capital Markets | 18.51.010 | 1.06.117.48 | 1.86% | |
| INE732A01036 | Kirloskar Brothers Limited | Industrial Products | 44.72.130 | 83.085.47 | 1.46% | |
| INE974X01010 | Tube Investments of India Limited | Auto Components | 24.99.222 | 83.026.65 | 1.46% | |
| INE036D01028 | Karur Vysya Bank Limited | Banks | 3.17.84.062 | 75.715.99 | 1.33% | |
| INE935N01020 | Dixon Technologies (India) Limited | Consumer Durables | 4.70.144 | 70.455.54 | 1.24% | |
| INE062A01020 | State Bank of India | Banks | 91.00.000 | 70.333.90 | 1.23% | |
| INE372A01015 | Apar Industries Limited | Electrical Equipment | 8.99.271 | 67.372.93 | 1.18% | |
| INE280B01018 | Elantas Beck India Limited | Industrial Products | 6.14.648 | 62.038.27 | 1.09% | |
| INE589A01014 | NLC India Limited | Power | 2.71.90.940 | 60.342.13 | 1.06% | |
| INE699H01024 | Adani Wilmar Limited | Agricultural Food & other Products | 2.23.00.000 | 59.462.95 | 1.04% | |
| INE342G01023 | NIIT Learning Systems Limited | Other Consumer Services | 1.22.04.308 | 57.531.11 | 1.01% | |
| INE257A01026 | Bharat Heavy Electricals Limited | Electrical Equipment | 2.75.00.000 | 57.224.75 | 1.00% | |
| INE002A01018 | Reliance Industries Limited | Petroleum Products | 44.59.371 | 56.415.50 | 0.99% | |
| INE540H01012 | Voltamp Transformers Limited | Electrical Equipment | 6.42.476 | 53.699.11 | 0.94% | |
| INE768C01010 | Zydus Wellness Limited | Food Products | 28.90.897 | 53.086.99 | 0.93% | |
| INE010J01012 | Tejas Networks Limited | Telecom - Equipment & Accessories | 57.63.697 | 52.804.11 | 0.93% | |
| INE736A01011 | Central Depository Services (India) Limited | Capital Markets | 40.29.718 | 52.777.22 | 0.93% | |
| INE887G01027 | Gokaldas Exports Limited | Textiles & Apparels | 53.94.102 | 51.092.93 | 0.90% | |
| INE119A01028 | Balrampur Chini Mills Limited | Agricultural Food & other Products | 1.03.98.797 | 50.678.54 | 0.89% | |
| INE738I01010 | eClerx Services Limited | Commercial Services & Supplies | 16.41.332 | 50.194.39 | 0.88% | |
| INE205A01025 | Vedanta Limited | Diversified Metals | 1.13.63.636 | 50.159.09 | 0.88% | |
| INE387A01021 | Sundram Fasteners Limited | Auto Components | 47.02.693 | 49.105.52 | 0.86% | |
| INE944F01028 | Radico Khaitan Limited | Beverages | 22.28.907 | 48.554.51 | 0.85% | |
| INE203A01020 | AstraZeneca Pharma India Limited | Pharmaceuticals & Biotechnology | 6.58.075 | 47.612.38 | 0.84% | |
| INE914M01019 | Aster DM Healthcare Limited | Healthcare Services | 96.48.384 | 47.426.63 | 0.83% | |
| INE811A01020 | Kirloskar Pneumatic Company Limited | Industrial Products | 41.02.361 | 46.492.06 | 0.82% | |
| INE182A01018 | Pfizer Limited | Pharmaceuticals & Biotechnology | 10.23.173 | 46.433.64 | 0.81% | |
| INE419M01027 | TD Power Systems Limited | Electrical Equipment | 1.25.58.235 | 46.182.91 | 0.81% | |
| INE031B01049 | Ajanta Pharma Limited | Pharmaceuticals & Biotechnology | 16.74.471 | 45.117.78 | 0.79% | |
| INE021A01026 | Asian Paints Limited | Consumer Durables | 19.50.000 | 44.865.60 | 0.79% | |
| INE548C01032 | Emami Limited | Personal Products | 72.58.582 | 42.800.23 | 0.75% | |
| INE066P01011 | Inox Wind Limited | Electrical Equipment | 2.47.75.152 | 41.768.43 | 0.73% | |
| INE570A01022 | ION Exchange (India) Limited | Other Utilities | 71.61.360 | 41.654.05 | 0.73% | |
| INE136B01020 | Cyient Limited | IT - Services | 28.50.983 | 41.466.12 | 0.73% | |
| INE138Y01010 | KFin Technologies Limited | Capital Markets | 37.12.532 | 40.475.88 | 0.71% | |
| INE668F01031 | Jyothy Labs Limited | Household Products | 1.00.21.240 | 39.924.62 | 0.70% | |
| INE00WC01027 | Affle (India) Limited | IT - Services | 25.87.622 | 39.020.05 | 0.68% | |
| INE858B01029 | ISGEC Heavy Engineering Limited | Construction | 33.52.668 | 38.828.92 | 0.68% | |
| INE120A01034 | Carborundum Universal Limited | Industrial Products | 32.65.582 | 38.752.66 | 0.68% | |
| INE572E01012 | PNB Housing Finance Limited | Finance | 43.89.352 | 38.547.29 | 0.68% | |
| INE220B01022 | Kalpataru Projects International Limited | Construction | 36.22.814 | 38.352.92 | 0.67% | |
| INE192A01025 | Tata Consumer Products Limited | Agricultural Food & other Products | 37.08.203 | 37.996.10 | 0.67% | |
| INE825A01020 | Vardhman Textiles Limited | Textiles & Apparels | 82.33.440 | 37.606.24 | 0.66% | |
| INE0CLI01024 | Rategain Travel Technologies Limited | IT - Software | 53.22.862 | 37.214.79 | 0.65% | |
| INE055A01016 | Aditya Birla Real Estate Limited | Paper, Forest & Jute Products | 17.21.623 | 37.072.57 | 0.65% | |
| INE199A01012 | Procter & Gamble Health Limited | Pharmaceuticals & Biotechnology | 6.80.942 | 36.652.38 | 0.64% | |
| INE472A01039 | Blue Star Limited | Consumer Durables | 20.02.468 | 36.395.86 | 0.64% | |
| INE01OM01018 | eMudhra Limited | IT - Services | 50.83.786 | 35.418.74 | 0.62% | |
| INE146L01010 | Kirloskar Oil Engines Limited | Industrial Products | 38.95.161 | 35.190.83 | 0.62% | |
| INE686Y01026 | Fine Organic Industries Limited | Chemicals & Petrochemicals | 7.85.023 | 34.971.60 | 0.61% | |
| INE030A01027 | Hindustan Unilever Limited | Diversified FMCG | 14.10.009 | 34.810.30 | 0.61% | |
| INE066F01020 | Hindustan Aeronautics Limited | Aerospace & Defense | 8.62.972 | 33.973.48 | 0.60% | |
| INE325A01013 | Timken India Limited | Industrial Products | 11.84.218 | 33.842.58 | 0.59% | |
| INE522F01014 | Coal India Limited | Consumable Fuels | 83.81.383 | 33.181.90 | 0.58% | |
| INE262H01021 | Persistent Systems Limited | IT - Software | 5.50.028 | 33.180.99 | 0.58% | |
| INE088F01024 | Paradeep Phosphates Limited | Fertilizers & Agrochemicals | 2.92.99.855 | 33.053.17 | 0.58% | |
| INE795G01014 | HDFC Life Insurance Company Limited | Insurance | 51.79.826 | 33.049.88 | 0.58% | |
| INE09VO01012 | Indigo Paints Limited | Consumer Durables | 26.00.000 | 32.947.20 | 0.58% | |
| INE340A01012 | Birla Corporation Limited | Cement & Cement Products | 28.12.453 | 32.835.39 | 0.58% | |
| INE930H01031 | K.P.R. Mill Limited | Textiles & Apparels | 34.39.873 | 32.059.62 | 0.56% | |
| INE01EA01019 | Vishal Mega Mart Limited | Retailing | 2.92.62.047 | 31.588.38 | 0.55% | |
| INE226A01021 | Voltas Limited | Consumer Durables | 24.96.994 | 31.483.35 | 0.55% | |
| INE967H01025 | Krishna Institute Of Medical Sciences Limited | Healthcare Services | 51.25.000 | 31.221.50 | 0.55% | |
| INE955D01029 | Genus Power Infrastructures Limited | Electrical Equipment | 95.89.956 | 31.196.13 | 0.55% | |
| INE299U01018 | Crompton Greaves Consumer Electricals Limited | Consumer Durables | 89.24.410 | 30.646.42 | 0.54% | |
| INE074A01025 | Praj Industries Limited | Industrial Manufacturing | 48.00.000 | 30.316.80 | 0.53% | |
| INE235A01022 | Finolex Cables Limited | Industrial Products | 29.18.506 | 29.228.84 | 0.51% | |
| INE462A01022 | Bayer Cropscience Limited | Fertilizers & Agrochemicals | 5.59.898 | 28.643.82 | 0.50% | |
| INE926X01010 | H.G. Infra Engineering Limited | Construction | 22.14.923 | 28.393.10 | 0.50% | |
| INE245A01021 | Tata Power Company Limited | Power | 77.07.138 | 28.092.52 | 0.49% | |
| INE053A01029 | The Indian Hotels Company Limited | Leisure Services | 35.74.222 | 27.332.08 | 0.48% | |
| INE068V01023 | Gland Pharma Limited | Pharmaceuticals & Biotechnology | 17.80.371 | 27.146.21 | 0.48% | |
| INE457L01029 | PG Electroplast Limited | Consumer Durables | 34.51.480 | 27.007.83 | 0.47% | |
| INE806T01020 | Sapphire Foods India Limited | Leisure Services | 92.82.220 | 26.881.31 | 0.47% | |
| INE09N301011 | Gujarat Fluorochemicals Limited | Chemicals & Petrochemicals | 7.37.686 | 26.391.09 | 0.46% | |
| INE348B01021 | Century Plyboards (India) Limited | Consumer Durables | 32.72.755 | 26.334.22 | 0.46% | |
| INE536A01023 | Grindwell Norton Limited | Industrial Products | 13.33.272 | 25.698.15 | 0.45% | |
| INE202Z01029 | Sundaram Finance Holdings Limited | Finance | 88.48.989 | 25.555.88 | 0.45% | |
| INE764D01017 | V.S.T Tillers Tractors Limited | Agricultural, Commercial & Construction Vehicles | 5.43.691 | 25.214.76 | 0.44% | |
| INE473A01011 | Linde India Limited | Chemicals & Petrochemicals | 4.00.000 | 25.071.40 | 0.44% | |
| INE775A01035 | Samvardhana Motherson International Limited | Auto Components | 1.77.37.368 | 25.055.81 | 0.44% | |
| INE0LCL01028 | Avalon Technologies Limited | Electrical Equipment | 37.83.583 | 24.981.11 | 0.44% | |
| INE189B01011 | Styrenix Performance Materials Limited | Chemicals & Petrochemicals | 9.95.981 | 24.694.85 | 0.43% | |
| INE320J01015 | RITES Limited | Construction | 92.00.000 | 23.998.20 | 0.42% | |
| INE288B01029 | Deepak Nitrite Limited | Chemicals & Petrochemicals | 10.00.000 | 23.256.00 | 0.41% | |
| INE348L01012 | Mas Financial Services Limited | Finance | 91.39.022 | 23.194.84 | 0.41% | |
| INE536H01010 | CIE Automotive India Limited | Auto Components | 49.66.784 | 23.068.23 | 0.40% | |
| INE976G01028 | RBL Bank Limited | Banks | 1.38.19.135 | 22.769.79 | 0.40% | |
| INE397D01024 | Bharti Airtel Limited | Telecom - Services | 13.89.059 | 22.590.27 | 0.40% | |
| INE634A01018 | Honda India Power Products Limited | Industrial Manufacturing | 8.94.730 | 22.444.30 | 0.39% | |
| INE621L01012 | Texmaco Rail & Engineering Limited | Industrial Manufacturing | 1.14.08.783 | 22.427.39 | 0.39% | |
| INE643A01035 | Jtekt India Limited | Auto Components | 1.44.29.132 | 22.099.66 | 0.39% | |
| INE004A01022 | Protean eGov Technologies Limited | IT - Services | 14.54.140 | 22.082.57 | 0.39% | |
| INE142Z01019 | Orient Electric Limited | Consumer Durables | 99.74.228 | 21.908.39 | 0.38% | |
| INE520A01027 | Zensar Technologies Limited | IT - Software | 24.96.604 | 21.720.45 | 0.38% | |
| INE791I01019 | Brigade Enterprises Limited | Realty | 18.32.799 | 21.462.99 | 0.38% | |
| INE193E01025 | Bajaj Electricals Limited | Consumer Durables | 30.62.071 | 21.452.87 | 0.38% | |
| INE191H01014 | PVR INOX Limited | Entertainment | 19.64.676 | 21.424.79 | 0.38% | |
| INE647O01011 | Aditya Birla Fashion and Retail Limited | Retailing | 77.55.029 | 21.237.15 | 0.37% | |
| INE134E01011 | Power Finance Corporation Limited | Finance | 50.00.000 | 21.125.00 | 0.37% | |
| INE918Z01012 | Kaynes Technology India Limited | Industrial Manufacturing | 4.38.322 | 21.005.92 | 0.37% | |
| INE112L01020 | Metropolis Healthcare Limited | Healthcare Services | 11.45.336 | 20.580.54 | 0.36% | |
| INE085A01013 | Chambal Fertilizers & Chemicals Limited | Fertilizers & Agrochemicals | 40.57.980 | 20.456.28 | 0.36% | |
| INE07Y701011 | Hitachi Energy India Limited | Electrical Equipment | 1.58.948 | 20.446.36 | 0.36% | |
| INE258B01022 | FDC Limited | Pharmaceuticals & Biotechnology | 42.57.262 | 20.009.13 | 0.35% | |
| INE171Z01026 | Bharat Dynamics Limited | Aerospace & Defense | 15.26.498 | 19.920.80 | 0.35% | |
| INE04I401011 | KPIT Technologies Limited | IT - Software | 14.11.565 | 19.891.77 | 0.35% | |
| INE769A01020 | Aarti Industries Limited | Chemicals & Petrochemicals | 43.57.823 | 19.379.24 | 0.34% | |
| INE216P01012 | Aavas Financiers Limited | Finance | 11.13.911 | 19.079.07 | 0.33% | |
| INE600K01018 | Galaxy Surfactants Limited | Chemicals & Petrochemicals | 7.97.483 | 19.038.31 | 0.33% | |
| INE324A01032 | Jindal Saw Limited | Industrial Products | 75.67.590 | 18.922.76 | 0.33% | |
| INE238A01034 | Axis Bank Limited | Banks | 19.08.700 | 18.821.69 | 0.33% | |
| INE741K01010 | CreditAccess Grameen Limited | Finance | 17.36.459 | 18.803.25 | 0.33% | |
| INE301A01014 | Raymond Limited | Realty | 12.38.343 | 18.716.32 | 0.33% | |
| INE404A01024 | Aditya Birla Sun Life AMC Limited | Capital Markets | 27.00.000 | 18.443.70 | 0.32% | |
| INE600L01024 | Dr. Lal Path Labs Limited | Healthcare Services | 6.45.485 | 18.416.01 | 0.32% | |
| INE752H01013 | CARE Ratings Limited | Capital Markets | 14.76.822 | 18.271.24 | 0.32% | |
| INE876N01018 | Orient Cement Limited | Cement & Cement Products | 53.00.268 | 18.058.01 | 0.32% | |
| INE491A01021 | City Union Bank Limited | Banks | 1.02.50.670 | 17.807.46 | 0.31% | |
| INE970X01018 | Lemon Tree Hotels Limited | Leisure Services | 1.30.32.739 | 17.750.59 | 0.31% | |
| INE976A01021 | West Coast Paper Mills Limited | Paper, Forest & Jute Products | 33.48.310 | 17.746.04 | 0.31% | |
| INE439A01020 | Asahi India Glass Limited | Auto Components | 26.16.999 | 17.701.38 | 0.31% | |
| INE0JUS01029 | Harsha Engineers International Limited | Industrial Products | 41.36.864 | 17.217.63 | 0.30% | |
| INE933K01021 | Bajaj Consumer Care Limited | Personal Products | 90.56.020 | 17.146.67 | 0.30% | |
| INE00LO01017 | Craftsman Automation Limited | Auto Components | 3.98.839 | 16.660.30 | 0.29% | |
| INE570L01029 | Sai Life Sciences Limited | Pharmaceuticals & Biotechnology | 25.31.180 | 16.624.79 | 0.29% | |
| INE161A01038 | NIIT Limited | Other Consumer Services | 1.11.11.066 | 16.616.60 | 0.29% | |
| INE513A01022 | Schaeffler India Limited | Auto Components | 4.83.969 | 16.579.81 | 0.29% | |
| INE572A01036 | JB Chemicals & Pharmaceuticals Limited | Pharmaceuticals & Biotechnology | 9.37.872 | 16.543.12 | 0.29% | |
| INE284A01012 | Esab India Limited | Industrial Products | 3.26.882 | 16.381.69 | 0.29% | |
| INE850D01014 | Godrej Agrovet Limited | Food Products | 22.40.862 | 16.356.05 | 0.29% | |
| INE386C01029 | Astra Microwave Products Limited | Aerospace & Defense | 22.00.000 | 16.339.40 | 0.29% | |
| INE707A01012 | Vindhya Telelinks Limited | Telecom - Services | 9.75.698 | 16.336.11 | 0.29% | |
| INE552Z01027 | Allied Blenders And Distillers Limited | Beverages | 42.17.229 | 16.322.78 | 0.29% | |
| INE321T01012 | Doms Industries Limited | Household Products | 6.50.911 | 16.157.24 | 0.28% | |
| INE594H01019 | Thyrocare Technologies Limited | Healthcare Services | 19.70.718 | 15.731.26 | 0.28% | |
| INE836A01035 | Birlasoft Limited | IT - Software | 29.01.558 | 15.511.73 | 0.27% | |
| INE201P01022 | G R Infraprojects Limited | Construction | 11.91.114 | 15.247.45 | 0.27% | |
| INE864I01014 | MTAR Technologies Limited | Aerospace & Defense | 9.26.158 | 15.041.73 | 0.26% | |
| INE094J01016 | UTI Asset Management Company Limited | Capital Markets | 14.17.244 | 14.718.08 | 0.26% | |
| INE02ID01020 | Raymond Lifestyle Limited | Textiles & Apparels | 9.90.674 | 14.643.15 | 0.26% | |
| INE389H01022 | KEC International Limited | Construction | 17.30.868 | 14.553.14 | 0.26% | |
| INE599M01018 | Just Dial Limited | Retailing | 16.27.157 | 14.502.85 | 0.25% | |
| INE269A01021 | Sonata Software Limited | IT - Software | 27.28.832 | 14.435.52 | 0.25% | |
| INE172A01027 | Castrol India Limited | Petroleum Products | 79.16.266 | 14.041.87 | 0.25% | |
| INE079A01024 | Ambuja Cements Limited | Cement & Cement Products | 27.00.000 | 13.845.60 | 0.24% | |
| INE048G01026 | Navin Fluorine International Limited | Chemicals & Petrochemicals | 3.29.396 | 13.665.65 | 0.24% | |
| INE872H01027 | Lumax Auto Technologies Limited | Auto Components | 25.00.000 | 13.577.50 | 0.24% | |
| INE03EI01018 | Max Estates Limited | Realty | 25.10.461 | 13.309.21 | 0.23% | |
| INE045J01026 | Fineotex Chemical Limited | Chemicals & Petrochemicals | 40.41.828 | 13.127.86 | 0.23% | |
| INE410P01011 | Narayana Hrudayalaya Limited | Healthcare Services | 9.44.173 | 13.097.10 | 0.23% | |
| INE449A01011 | Automotive Axles Limited | Auto Components | 7.59.930 | 13.016.84 | 0.23% | |
| INE386A01015 | Vesuvius India Limited | Industrial Products | 2.88.000 | 12.336.34 | 0.22% | |
| INE544R01021 | Greenlam Industries Limited | Consumer Durables | 22.11.438 | 12.220.41 | 0.21% | |
| INE337A01034 | LG Balakrishnan & Bros Limited | Auto Components | 8.90.918 | 12.151.68 | 0.21% | |
| INE058A01010 | Sanofi India Limited | Pharmaceuticals & Biotechnology | 2.13.992 | 11.823.38 | 0.21% | |
| INE692A01016 | Union Bank of India | Banks | 98.61.558 | 11.389.11 | 0.20% | |
| INE278H01035 | Sandhar Technologies Limited | Auto Components | 25.62.265 | 11.302.15 | 0.20% | |
| INE0IX101010 | Data Patterns (India) Limited | Aerospace & Defense | 5.08.571 | 11.226.20 | 0.20% | |
| INE961O01016 | Rainbow Childrens Medicare Limited | Healthcare Services | 7.85.051 | 11.177.16 | 0.20% | |
| INE690A01028 | TTK Prestige Limited | Consumer Durables | 14.80.395 | 10.940.12 | 0.19% | |
| INE477A01020 | Can Fin Homes Limited | Finance | 16.19.961 | 10.816.48 | 0.19% | |
| INE233B01017 | Blue Dart Express Limited | Transport Services | 1.63.428 | 10.753.56 | 0.19% | |
| INE671A01010 | Honeywell Automation India Limited | Industrial Manufacturing | 26.553 | 10.746.60 | 0.19% | |
| INE195J01029 | PNC Infratech Limited | Construction | 32.82.291 | 10.470.51 | 0.18% | |
| INE269B01029 | LMW Limited | Industrial Manufacturing | 66.041 | 10.337.23 | 0.18% | |
| INE622W01025 | Acme Solar Holdings Ltd | Finance | 47.35.861 | 10.189.20 | 0.18% | |
| INE388Y01029 | FSN E-Commerce Ventures Limited | Retailing | 59.94.008 | 10.123.88 | 0.18% | |
| INE916U01025 | Sheela Foam Limited | Consumer Durables | 10.99.106 | 10.061.77 | 0.18% | |
| INE0UOS01011 | Sanofi Consumer Healthcare India Limited | Pharmaceuticals & Biotechnology | 2.13.992 | 10.031.62 | 0.18% | |
| INE953O01021 | Sansera Engineering Limited | Auto Components | 7.72.201 | 9.748.27 | 0.17% | |
| INE258G01013 | Sumitomo Chemical India Limited | Fertilizers & Agrochemicals | 18.98.574 | 9.715.00 | 0.17% | |
| INE659A01023 | Sudarshan Chemical Industries Limited | Chemicals & Petrochemicals | 9.69.425 | 9.687.46 | 0.17% | |
| INE637C01025 | Pokarna Limited | Consumer Durables | 7.38.645 | 9.619.74 | 0.17% | |
| INE673O01025 | TBO Tek Limited | Leisure Services | 6.13.815 | 9.563.85 | 0.17% | |
| INE497B01018 | Seamec Limited | Transport Services | 9.11.479 | 9.525.41 | 0.17% | |
| INE089A01031 | Dr. Reddy's Laboratories Limited | Pharmaceuticals & Biotechnology | 7.78.267 | 9.474.23 | 0.17% | |
| INE743M01012 | RHI Magnesita India Limited | Industrial Products | 19.84.176 | 9.375.23 | 0.16% | |
| INE825V01034 | Vedant Fashions Limited | Retailing | 9.88.770 | 9.233.13 | 0.16% | |
| INE884B01025 | Kirloskar Ferrous Industries Limited | Ferrous Metals | 15.32.554 | 8.721.76 | 0.15% | |
| INE139R01012 | Fusion Finance Limited | Finance | 48.78.249 | 8.628.65 | 0.15% | |
| INE786A01032 | JK Lakshmi Cement Limited | Cement & Cement Products | 10.63.054 | 8.548.02 | 0.15% | |
| INE0BS701011 | Premier Energies Limited | Electrical Equipment | 8.24.724 | 8.511.56 | 0.15% | |
| INE988S01028 | Apeejay Surrendra Park Hotels Limited | Leisure Services | 47.54.426 | 8.476.67 | 0.15% | |
| INE01A001028 | Stanley Lifestyles Limited | Consumer Durables | 25.26.912 | 8.455.05 | 0.15% | |
| INE716A01013 | Whirlpool of India Limited | Consumer Durables | 7.33.500 | 8.360.43 | 0.15% | |
| INE285J01028 | SIS Limited | Commercial Services & Supplies | 24.52.497 | 8.219.54 | 0.14% | |
| INE0JA001018 | Venus Pipes And Tubes Limited | Industrial Products | 6.00.000 | 8.104.20 | 0.14% | |
| INE128X01021 | Archean Chemical Industries Limited | Chemicals & Petrochemicals | 13.73.373 | 8.042.47 | 0.14% | |
| INE559R01029 | Landmark Cars Limited | Automobiles | 15.10.190 | 7.573.60 | 0.13% | |
| INE0KON01018 | Bajel Projects Limited | Electrical Equipment | 30.89.007 | 7.492.39 | 0.13% | |
| INE633B01018 | Polyplex Corporation Limited | Industrial Products | 6.57.517 | 7.462.82 | 0.13% | |
| INE597I01028 | Sharda Motor Industries Ltd. | Auto Components | 4.14.670 | 7.421.56 | 0.13% | |
| INE063P01018 | Equitas Small Finance Bank Limited | Banks | 1.10.99.364 | 7.381.08 | 0.13% | |
| INE024001021 | Aeroflex Industries Limited | Industrial Products | 29.31.354 | 7.112.93 | 0.12% | |
| INE613A01020 | Rallis India Limited | Fertilizers & Agrochemicals | 29.56.574 | 7.112.04 | 0.12% | |
| INE421D01022 | CCL Products (India) Limited | Agricultural Food & other Products | 11.05.211 | 6.871.10 | 0.12% | |
| INE753U01022 | Divgi Torqtransfer Systems Limited | Auto Components | 11.52.910 | 6.787.18 | 0.12% | |
| INE573A01042 | JK Tyre & Industries Limited | Auto Components | 20.72.598 | 6.580.50 | 0.12% | |
| INE873D01024 | Indoco Remedies Limited | Pharmaceuticals & Biotechnology | 25.94.559 | 6.485.10 | 0.11% | |
| INE287B01021 | Subros Ltd | Auto Components | 9.68.256 | 6.272.36 | 0.11% | |
| INE726G01019 | ICICI Prudential Life Insurance Company Limited | Insurance | 10.00.000 | 6.160.00 | 0.11% | |
| INE055S01018 | Cyient Dlm Ltd | Industrial Manufacturing | 12.56.139 | 6.131.84 | 0.11% | |
| INE470A01017 | 3M India Limited | Diversified | 18.897 | 5.648.74 | 0.10% | |
| INE933S01016 | Indiamart Intermesh Limited | Retailing | 2.58.952 | 5.350.98 | 0.09% | |
| INE0NO801033 | R K Swamy Ltd | Media | 21.15.067 | 5.113.17 | 0.09% | |
| INE099Z01011 | Mishra Dhatu Nigam Limited | Aerospace & Defense | 14.98.686 | 4.917.94 | 0.09% | |
| INE101I01011 | Afcons Infrastructure Limited | Construction | 10.03.700 | 4.741.48 | 0.08% | |
| INE563J01010 | Astec LifeSciences Limited | Fertilizers & Agrochemicals | 4.61.009 | 4.522.73 | 0.08% | |
| INE646H01017 | Capital Small Finance Bank Limited | Banks | 14.95.105 | 4.506.99 | 0.08% | |
| INE066O01014 | Wonderla Holidays Limited | Leisure Services | 6.36.444 | 4.501.57 | 0.08% | |
| INE0AG901020 | Ceigall India Ltd | Construction | 13.86.080 | 4.237.25 | 0.07% | |
| INE524A01029 | Gabriel India Limited | Auto Components | 8.68.141 | 3.997.79 | 0.07% | |
| INE0N2P01017 | Rishabh Instruments Ltd | Electrical Equipment | 13.46.725 | 3.937.82 | 0.07% | |
| INE0JPD01013 | Sanathan Textiles Limited | Textiles & Apparels | 10.44.575 | 3.623.63 | 0.06% | |
| INE645S01016 | Rolex Rings Limited | Auto Components | 1.97.316 | 3.548.33 | 0.06% | |
| INE095A01012 | IndusInd Bank Limited | Banks | 3.52.368 | 3.492.67 | 0.06% | |
| INE256C01024 | Triveni Engineering & Industries Limited | Agricultural Food & other Products | 9.01.840 | 3.455.85 | 0.06% | |
| INE0OAF01028 | JNK India Limited | Industrial Manufacturing | 5.92.771 | 3.204.22 | 0.06% | |
| INE02IJ01035 | Azad Engineering Ltd | Electrical Equipment | 2.06.487 | 3.199.62 | 0.06% | |
| INE733E01010 | NTPC Limited | Power | 8.84.895 | 2.867.06 | 0.05% | |
| INE220O01020 | Credo Brands Marketing Limited | Retailing | 16.87.456 | 2.516.67 | 0.04% | |
| INE953R01016 | P N Gadgil Jewellers Limited | Consumer Durables | 4.39.948 | 2.484.83 | 0.04% | |
| INE0NT901020 | Netweb Technologies India Limited | IT - Services | 1.26.086 | 2.262.05 | 0.04% | |
| INE732I01013 | Angel One Limited | Capital Markets | 83.387 | 1.956.34 | 0.03% | |
| INE0ONG01011 | NTPC Green Energy Limited | Power | 14.13.672 | 1.624.45 | 0.03% | |
| INE0CJF01024 | Western Carriers India Limited | Transport Services | 14.22.154 | 1.555.13 | 0.03% | |
| INE274F01020 | Westlife Foodworld Limited | Leisure Services | 2.06.249 | 1.497.06 | 0.03% | |
| INE06HJ01020 | Ecos India Mobility And Hospitality Ltd | Transport Services | 4.54.943 | 1.107.56 | 0.02% | |
| INE0GK401011 | Tatva Chintan Pharma Chem Limited | Chemicals & Petrochemicals | 1.23.407 | 975.78 | 0.02% | |
| INE646L01027 | InterGlobe Aviation Limited | Transport Services | 21.360 | 923.68 | 0.02% | |
| INE284H01025 | DAM Capital Advisors Limited | Capital Markets | 2.97.550 | 915.71 | 0.02% | |
| | **Subtotal** | | | **54.12.110.47** | **94.93%** | |
| | **(b) UNLISTED** | | | **NIL** | **NIL** | **NIL** |
| | **Subtotal** | | | **NIL** | **NIL** | **NIL** |
| | **Total** | | | **54.12.110.47** | **94.93%** | |
| | **Money Market Instruments** | | | | | |
| | **Triparty Repo/ Reverse Repo Instrument** | | | | | |
| | Triparty Repo | | | 2.82.180.92 | 4.95% | |
| | **Total** | | | **2.82.180.92** | **4.95%** | |
| | **OTHERS** | | | | | |
| | Cash Margin - CCIL | | | 1.542.88 | 0.03% | |
| | **Total** | | | **1.542.88** | **0.03%** | |
| | **Net Current Assets** | | | **5.135.86** | **0.09%** | |
| | **GRAND TOTAL** | | | **57.00.970.13** | **100.00%** | |

**SCHEME RISK-O-METER**




**BENCHMARK NAME - NIFTY SMALLCAP 250 TRI**
**BENCHMARK RISK-O-METER**

Data Classification: Public

**Nippon India Index Fund - BSE Sensex Plan (An open ended scheme replicating / tracking BSE Sensex Plan)**

Index

**Monthly Portfolio Statement as on January 31,2025**

| ISIN | Name of the Instrument | Industry / Rating | Quantity | Market/Fair Value ( Rs. in Lacs) | % to NAV | YIELD |
|---|---|---|---|---|---|---|
| | **Equity & Equity related** | | | | | |
| | **(a) Listed / awaiting listing on Stock Exchanges** | | | | | |
| INE040A01034 | HDFC Bank Limited | Banks | 6,61,670 | 11,243.43 | 14.25% | |
| INE090A01021 | ICICI Bank Limited | Banks | 6,16,955 | 7,727.67 | 9.80% | |
| INE002A01018 | Reliance Industries Limited | Petroleum Products | 5,91,685 | 7,484.22 | 9.49% | |
| INE009A01021 | Infosys Limited | IT - Software | 3,15,893 | 5,938.95 | 7.53% | |
| INE397D01024 | Bharti Airtel Limited | Telecom - Services | 2,34,039 | 3,807.23 | 4.83% | |
| INE018A01030 | Larsen & Toubro Limited | Construction | 1,02,204 | 3,645.82 | 4.62% | |
| INE467B01029 | Tata Consultancy Services Limited | IT - Software | 88,590 | 3,640.16 | 4.61% | |
| INE154A01025 | ITC Limited | Diversified FMCG | 8,09,515 | 3,622.98 | 4.59% | |
| INE062A01020 | State Bank of India | Banks | 3,35,587 | 2,594.42 | 3.29% | |
| INE238A01034 | Axis Bank Limited | Banks | 2,48,942 | 2,455.56 | 3.11% | |
| INE237A01028 | Kotak Mahindra Bank Limited | Banks | 1,28,653 | 2,447.82 | 3.10% | |
| INE101A01026 | Mahindra & Mahindra Limited | Automobiles | 77,208 | 2,309.79 | 2.93% | |
| INE030A01027 | Hindustan Unilever Limited | Diversified FMCG | 78,077 | 1,929.52 | 2.45% | |
| INE296A01024 | Bajaj Finance Limited | Finance | 24,358 | 1,920.76 | 2.43% | |
| INE044A01036 | Sun Pharmaceutical Industries Limited | Pharmaceuticals & Biotechnology | 94,415 | 1,645.75 | 2.09% | |
| INE860A01027 | HCL Technologies Limited | IT - Software | 92,548 | 1,596.64 | 2.02% | |
| INE585B01010 | Maruti Suzuki India Limited | Automobiles | 11,547 | 1,421.25 | 1.80% | |
| INE733E01010 | NTPC Limited | Power | 4,15,494 | 1,347.24 | 1.71% | |
| INE155A01022 | Tata Motors Limited | Automobiles | 1,83,479 | 1,313.71 | 1.67% | |
| INE758T01015 | Zomato Limited | Retailing | 5,93,582 | 1,307.96 | 1.66% | |
| INE280A01028 | Titan Company Limited | Consumer Durables | 36,488 | 1,273.32 | 1.61% | |
| INE752E01010 | Power Grid Corporation of India Limited | Power | 3,98,523 | 1,202.94 | 1.52% | |
| INE481G01011 | UltraTech Cement Limited | Cement & Cement Products | 9,846 | 1,132.61 | 1.44% | |
| INE081A01020 | Tata Steel Limited | Ferrous Metals | 7,20,485 | 970.13 | 1.23% | |
| INE669C01036 | Tech Mahindra Limited | IT - Software | 55,615 | 931.25 | 1.18% | |
| INE021A01026 | Asian Paints Limited | Consumer Durables | 39,423 | 907.14 | 1.15% | |
| INE918I01026 | Bajaj Finserv Limited | Finance | 47,472 | 824.66 | 1.05% | |
| INE239A01024 | Nestle India Limited | Food Products | 31,196 | 721.58 | 0.91% | |
| INE742F01042 | Adani Ports and Special Economic Zone Limited | Transport Infrastructure | 64,225 | 706.22 | 0.90% | |
| INE095A01012 | IndusInd Bank Limited | Banks | 57,905 | 574.50 | 0.73% | |
| INE379A01028 | ITC Hotels Limited | Leisure Services | 80,951 | 133.29 | 0.17% | |
| | **Subtotal** | | | **78,778.52** | **99.87%** | |
| | **(b) UNLISTED** | | | **NIL** | **NIL** | **NIL** |
| | **Subtotal** | | | **NIL** | **NIL** | **NIL** |
| | **Total** | | | **78,778.52** | **99.87%** | |
| | **Money Market Instruments** | | | | | |
| | **Triparty Repo/ Reverse Repo Instrument** | | | | | |
| | Triparty Repo | | | 130.20 | 0.17% | |
| | **Total** | | | **130.20** | **0.17%** | |
| | **OTHERS** | | | | | |
| | Cash Margin - CCIL | | | 0.75 | $0.00% | |
| | **Total** | | | **0.75** | **0.00%** | |
| | **Net Current Assets** | | | **(25.51)** | **-0.04%** | |
| | **GRAND TOTAL** | | | **78,883.96** | **100.00%** | |

**$ Less Than 0.01% of NAV**

**SCHEME RISK-O-METER**

**BENCHMARK NAME - BSE SENSEX TRI**
**BENCHMARK RISK-O-METER**

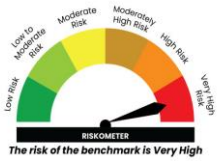

**NIPPON INDIA ARBITRAGE FUND (An Open Ended Scheme Investing In Arbitrage Opportunities)**

Index

**Monthly Portfolio Statement as on January 31,2025**

| ISIN | Name of the Instrument | Industry / Rating | Quantity | Market/Fair Value ( Rs. in Lacs) | % to NAV | YIELD |
|---|---|---|---|---|---|---|
| | **Equity & Equity related** | | | | | |
| | **(a) Listed / awaiting listing on Stock Exchanges** | | | | | |
| INE002A01018 | Reliance Industries Limited | Petroleum Products | 54,34,000 | 68,745.53 | 4.68% | |
| INE238A01034 | Axis Bank Limited | Banks | 54,73,125 | 53,970.49 | 3.67% | |
| INE095A01012 | IndusInd Bank Limited | Banks | 40,20,000 | 39,846.24 | 2.71% | |
| INE090A01021 | ICICI Bank Limited | Banks | 29,11,300 | 36,429.77 | 2.48% | |
| INE066F01020 | Hindustan Aeronautics Limited | Aerospace & Defense | 8,91,900 | 35,112.32 | 2.39% | |
| INE758T01015 | Zomato Limited | Retailing | 1,30,18,000 | 28,685.16 | 1.95% | |
| INE154A01025 | ITC Limited | Diversified FMCG | 60,56,000 | 27,100.60 | 1.84% | |
| INE062A01020 | State Bank of India | Banks | 32,55,000 | 25,157.90 | 1.71% | |
| INE263A01024 | Bharat Electronics Limited | Aerospace & Defense | 83,67,600 | 24,487.79 | 1.67% | |
| INE009A01021 | Infosys Limited | IT - Software | 13,00,800 | 24,452.44 | 1.66% | |
| INE028A01039 | Bank of Baroda | Banks | 1,10,74,050 | 23,630.92 | 1.61% | |
| INE758E01017 | Jio Financial Services Limited | Finance | 93,04,350 | 22,489.96 | 1.53% | |
| INE205A01025 | Vedanta Limited | Diversified Metals | 49,95,600 | 22,050.58 | 1.50% | |
| INE423A01024 | Adani Enterprises Limited | Metals & Minerals Trading | 9,37,200 | 21,441.26 | 1.46% | |
| INE237A01028 | Kotak Mahindra Bank Limited | Banks | 10,45,200 | 19,872.39 | 1.35% | |
| INE776C01039 | GMR Airports Limited | Transport Infrastructure | 2,58,58,125 | 18,791.10 | 1.28% | |
| INE020B01018 | REC Limited | Finance | 36,13,000 | 16,253.09 | 1.11% | |
| INE038A01020 | Hindalco Industries Limited | Non - Ferrous Metals | 25,92,800 | 15,409.01 | 1.05% | |
| INE721A01047 | Shriram Finance Limited | Finance | 27,77,250 | 15,101.39 | 1.03% | |
| INE476A01022 | Canara Bank | Banks | 1,61,19,000 | 15,034.19 | 1.02% | |
| INE749A01030 | Jindal Steel & Power Limited | Ferrous Metals | 18,06,875 | 14,302.32 | 0.97% | |
| INE669E01016 | Vodafone Idea Limited | Telecom - Services | 15,67,20,000 | 14,183.16 | 0.96% | |
| INE397D01024 | Bharti Airtel Limited | Telecom - Services | 7,92,775 | 12,892.90 | 0.88% | |
| INE947Q01028 | Laurus Labs Limited | Pharmaceuticals & Biotechnology | 21,47,100 | 12,540.14 | 0.85% | |
| INE019A01038 | JSW Steel Limited | Ferrous Metals | 13,00,725 | 12,291.85 | 0.84% | |
| INE467B01029 | Tata Consultancy Services Limited | IT - Software | 2,85,600 | 11,745.01 | 0.80% | |
| INE335Y01020 | Indian Railway Catering And Tourism Corporation Limited | Leisure Services | 14,18,375 | 11,669.39 | 0.79% | |
| INE406A01037 | Aurobindo Pharma Limited | Pharmaceuticals & Biotechnology | 9,61,400 | 11,266.65 | 0.77% | |
| INE522F01014 | Coal India Limited | Consumable Fuels | 28,39,200 | 11,240.39 | 0.76% | |
| INE299U01018 | Crompton Greaves Consumer Electricals Limited | Consumer Durables | 32,09,400 | 11,021.08 | 0.75% | |
| INE647O01011 | Aditya Birla Fashion and Retail Limited | Retailing | 39,28,600 | 10,758.47 | 0.73% | |
| INE030A01027 | Hindustan Unilever Limited | Diversified FMCG | 4,32,900 | 10,697.44 | 0.73% | |
| INE982J01020 | One 97 Communications Limited | Financial Technology (Fintech) | 13,62,400 | 10,568.82 | 0.72% | |
| INE414G01012 | Muthoot Finance Limited | Finance | 4,37,800 | 9,880.93 | 0.67% | |
| INE795G01014 | HDFC Life Insurance Company Limited | Insurance | 15,34,500 | 9,790.88 | 0.67% | |
| INE101A01026 | Mahindra & Mahindra Limited | Automobiles | 3,23,750 | 9,679.64 | 0.66% | |
| INE674K01013 | Aditya Birla Capital Limited | Finance | 53,21,700 | 9,546.60 | 0.65% | |
| INE160A01022 | Punjab National Bank | Banks | 90,00,000 | 9,108.00 | 0.62% | |
| INE257A01026 | Bharat Heavy Electricals Limited | Electrical Equipment | 40,97,625 | 8,526.75 | 0.58% | |
| INE545U01014 | Bandhan Bank Limited | Banks | 55,72,000 | 8,434.89 | 0.57% | |
| INE066A01021 | Eicher Motors Limited | Automobiles | 1,59,075 | 8,262.83 | 0.56% | |
| INE196A01026 | Marico Limited | Agricultural Food & other Products | 12,00,000 | 8,047.80 | 0.55% | |
| INE213A01029 | Oil & Natural Gas Corporation Limited | Oil | 28,60,550 | 7,512.09 | 0.51% | |
| INE522D01027 | Manappuram Finance Limited | Finance | 38,31,000 | 7,500.81 | 0.51% | |
| INE481G01011 | UltraTech Cement Limited | Cement & Cement Products | 63,550 | 7,300.27 | 0.50% | |
| INE752E01010 | Power Grid Corporation of India Limited | Power | 23,68,800 | 7,145.49 | 0.49% | |
| INE079A01024 | Ambuja Cements Limited | Cement & Cement Products | 13,12,200 | 6,728.96 | 0.46% | |
| INE849A01020 | Trent Limited | Retailing | 1,12,000 | 6,443.58 | 0.44% | |
| INE171A01029 | The Federal Bank Limited | Banks | 32,50,000 | 6,084.33 | 0.41% | |
| INE591G01017 | Coforge Limited | IT - Software | 73,500 | 6,073.93 | 0.41% | |
| INE101D01020 | Granules India Limited | Pharmaceuticals & Biotechnology | 10,81,000 | 6,014.14 | 0.41% | |
| INE685A01028 | Torrent Pharmaceuticals Limited | Pharmaceuticals & Biotechnology | 1,82,250 | 5,957.93 | 0.41% | |
| INE531E01026 | Hindustan Copper Limited | Non - Ferrous Metals | 24,85,700 | 5,940.33 | 0.40% | |
| INE726G01019 | ICICI Prudential Life Insurance Company Limited | Insurance | 9,63,000 | 5,922.09 | 0.40% | |
| INE102D01028 | Godrej Consumer Products Limited | Personal Products | 5,05,500 | 5,667.92 | 0.39% | |
| INE242A01010 | Indian Oil Corporation Limited | Petroleum Products | 43,87,500 | 5,637.50 | 0.38% | |
| INE775A01035 | Samvardhana Motherson International Limited | Auto Components | 39,26,300 | 5,546.39 | 0.38% | |
| INE018A01030 | Larsen & Toubro Limited | Construction | 1,50,000 | 5,351.10 | 0.36% | |
| INE860A01027 | HCL Technologies Limited | IT - Software | 2,83,850 | 4,897.50 | 0.33% | |
| INE742F01042 | Adani Ports and Special Economic Zone Limited | Transport Infrastructure | 4,44,400 | 4,885.51 | 0.33% | |
| INE040A01034 | HDFC Bank Limited | Banks | 2,86,000 | 4,858.43 | 0.33% | |
| INE010B01027 | Zydus Lifesciences Limited | Pharmaceuticals & Biotechnology | 4,96,800 | 4,820.39 | 0.33% | |
| INE117A01022 | ABB India Limited | Electrical Equipment | 80,500 | 4,729.09 | 0.32% | |
| INE129A01019 | GAIL (India) Limited | Gas | 25,23,000 | 4,420.33 | 0.30% | |
| INE417T01026 | PB Fintech Limited | Financial Technology (Fintech) | 2,56,750 | 4,433.56 | 0.30% | |
| INE797F01020 | Jubilant Foodworks Limited | Leisure Services | 6,17,500 | 4,346.58 | 0.30% | |
| INE155A01022 | Tata Motors Limited | Automobiles | 5,68,700 | 4,072.46 | 0.28% | |
| INE114A01011 | Steel Authority of India Limited | Ferrous Metals | 35,60,000 | 3,824.51 | 0.26% | |
| INE002S01010 | Mahanagar Gas Limited | Gas | 2,72,400 | 3,759.71 | 0.26% | |
| INE115A01026 | LIC Housing Finance Limited | Finance | 6,16,000 | 3,684.30 | 0.25% | |
| INE854D01024 | United Spirits Limited | Beverages | 2,54,100 | 3,618.38 | 0.25% | |
| INE918I01026 | Bajaj Finserv Limited | Finance | 2,02,000 | 3,506.93 | 0.24% | |
| INE111A01025 | Container Corporation of India Limited | Transport Services | 4,47,000 | 3,487.05 | 0.24% | |
| INE151A01013 | Tata Communications Limited | Telecom - Services | 2,12,750 | 3,474.21 | 0.24% | |
| INE044A01036 | Sun Pharmaceutical Industries Limited | Pharmaceuticals & Biotechnology | 1,96,350 | 3,424.25 | 0.23% | |
| INE081A01020 | Tata Steel Limited | Ferrous Metals | 25,10,000 | 3,391.08 | 0.23% | |
| INE271C01023 | DLF Limited | Realty | 4,34,775 | 3,230.39 | 0.22% | |
| INE047A01021 | Grasim Industries Limited | Cement & Cement Products | 1,24,000 | 3,110.97 | 0.21% | |
| INE917I01010 | Bajaj Auto Limited | Automobiles | 34,650 | 3,065.76 | 0.21% | |
| INE195A01028 | Supreme Industries Limited | Industrial Products | 76,000 | 3,016.29 | 0.21% | |
| INE811K01011 | Prestige Estates Projects Limited | Realty | 2,20,025 | 2,991.24 | 0.20% | |
| INE112L01020 | Metropolis Healthcare Limited | Healthcare Services | 1,48,800 | 2,673.79 | 0.18% | |
| INE04I401011 | KPIT Technologies Limited | IT - Software | 1,87,600 | 2,643.66 | 0.18% | |
| INE121J01017 | Indus Towers Limited | Telecom - Services | 7,13,300 | 2,473.11 | 0.17% | |
| INE016A01026 | Dabur India Limited | Personal Products | 4,43,750 | 2,351.21 | 0.16% | |
| INE486A01021 | CESC Limited | Power | 15,44,400 | 2,208.18 | 0.15% | |
| INE059A01026 | Cipla Limited | Pharmaceuticals & Biotechnology | 1,32,275 | 1,956.88 | 0.13% | |
| INE192R01011 | Avenue Supermarts Limited | Retailing | 50,700 | 1,857.98 | 0.13% | |
| INE883A01011 | MRF Limited | Auto Components | 1,615 | 1,835.16 | 0.12% | |
| INE455K01017 | Polycab India Limited | Industrial Products | 29,750 | 1,796.29 | 0.12% | |
| INE100A01010 | Atul Limited | Chemicals & Petrochemicals | 25,400 | 1,596.57 | 0.11% | |
| INE302A01020 | Exide Industries Limited | Auto Components | 4,06,800 | 1,523.47 | 0.10% | |
| INE347G01014 | Petronet LNG Limited | Gas | 4,62,000 | 1,460.84 | 0.10% | |
| INE239A01024 | Nestle India Limited | Food Products | 60,800 | 1,406.43 | 0.10% | |
| INE326A01037 | Lupin Limited | Pharmaceuticals & Biotechnology | 60,775 | 1,264.39 | 0.09% | |
| INE318A01026 | Pidilite Industries Limited | Chemicals & Petrochemicals | 43,750 | 1,256.37 | 0.09% | |
| INE585B01010 | Maruti Suzuki India Limited | Automobiles | 10,000 | 1,231.07 | 0.08% | |
| INE136B01020 | Cyient Limited | IT - Services | 82,800 | 1,204.28 | 0.08% | |
| INE084A01016 | Bank of India | Banks | 10,56,675 | 1,188.97 | 0.08% | |
| INE048G01026 | Navin Fluorine International Limited | Chemicals & Petrochemicals | 27,650 | 1,147.13 | 0.08% | |
| INE053A01029 | The Indian Hotels Company Limited | Leisure Services | 1,37,000 | 1,047.64 | 0.07% | |
| INE484J01027 | Godrej Properties Limited | Realty | 43,425 | 1,011.56 | 0.07% | |
| INE113A01013 | Gujarat Narmada Valley Fertilizers and Chemicals Limited | Chemicals & Petrochemicals | 1,82,000 | 1,009.10 | 0.07% | |
| INE398R01022 | Syngene International Limited | Healthcare Services | 1,32,000 | 985.58 | 0.07% | |
| INE646L01027 | InterGlobe Aviation Limited | Transport Services | 22,350 | 966.40 | 0.07% | |
| INE158A01026 | Hero MotoCorp Limited | Automobiles | 21,150 | 917.73 | 0.06% | |
| INE477A01020 | Can Fin Homes Limited | Finance | 1,35,525 | 904.80 | 0.06% | |
| INE584A01023 | NMDC Limited | Minerals & Mining | 13,50,000 | 892.35 | 0.06% | |
| INE006I01046 | Astral Limited | Industrial Products | 58,353 | 879.55 | 0.06% | |
| INE358A01014 | Abbott India Limited | Pharmaceuticals & Biotechnology | 3,360 | 870.42 | 0.06% | |
| INE376G01013 | Biocon Limited | Pharmaceuticals & Biotechnology | 2,40,000 | 870.12 | 0.06% | |
| INE176B01034 | Havells India Limited | Consumer Durables | 51,000 | 798.76 | 0.05% | |
| INE200M01039 | Varun Beverages Limited | Beverages | 1,47,875 | 793.72 | 0.05% | |
| INE092T01019 | IDFC First Bank Limited | Banks | 12,00,000 | 758.88 | 0.05% | |
| INE280A01028 | Titan Company Limited | Consumer Durables | 21,175 | 739.06 | 0.05% | |
| INE075A01022 | Wipro Limited | IT - Software | 2,28,000 | 711.13 | 0.05% | |
| INE296A01024 | Bajaj Finance Limited | Finance | 7,875 | 620.05 | 0.04% | |
| INE663F01024 | Info Edge (India) Limited | Retailing | 8,025 | 619.83 | 0.04% | |
| INE736A01011 | Central Depository Services (India) Limited | Capital Markets | 46,200 | 605.08 | 0.04% | |
| INE067A01029 | CG Power and Industrial Solutions Limited | Electrical Equipment | 88,450 | 561.53 | 0.04% | |
| INE437A01024 | Apollo Hospitals Enterprise Limited | Healthcare Services | 7,750 | 527.81 | 0.04% | |
| INE169A01031 | Coromandel International Limited | Fertilizers & Agrochemicals | 25,200 | 456.01 | 0.03% | |
| INE226A01021 | Voltas Limited | Consumer Durables | 31,200 | 393.39 | 0.03% | |
| INE528G01035 | Yes Bank Limited | Banks | 18,20,000 | 349.99 | 0.02% | |
| INE288B01029 | Deepak Nitrite Limited | Chemicals & Petrochemicals | 13,500 | 313.06 | 0.02% | |
| INE012A01025 | ACC Limited | Cement & Cement Products | 14,700 | 295.12 | 0.02% | |
| INE092A01019 | Tata Chemicals Limited | Chemicals & Petrochemicals | 27,500 | 271.19 | 0.02% | |
| INE774D01024 | Mahindra & Mahindra Financial Services Limited | Finance | 94,000 | 267.85 | 0.02% | |
| INE931S01010 | Adani Energy Solutions Limited | Power | 35,625 | 266.60 | 0.02% | |
| INE465A01025 | Bharat Forge Limited | Auto Components | 17,500 | 214.21 | 0.01% | |
| INE127D01025 | HDFC Asset Management Company Limited | Capital Markets | 4,350 | 168.34 | 0.01% | |
| INE021A01026 | Asian Paints Limited | Consumer Durables | 4,400 | 101.24 | 0.01% | |
| INE245A01021 | Tata Power Company Limited | Power | 27,000 | 98.42 | 0.01% | |
| INE134E01011 | Power Finance Corporation Limited | Finance | 22,100 | 93.37 | 0.01% | |
| INE220G01021 | Jindal Stainless Limited | Ferrous Metals | 11,625 | 75.65 | 0.01% | |
| INE600L01024 | Dr. Lal Path Labs Limited | Healthcare Services | 2,250 | 64.19 | $0.00% | |
| INE029A01011 | Bharat Petroleum Corporation Limited | Petroleum Products | 18,000 | 47.00 | $0.00% | |
| INE491A01021 | City Union Bank Limited | Banks | 25,000 | 43.43 | $0.00% | |
| INE438A01022 | Apollo Tyres Limited | Auto Components | 6,800 | 29.74 | $0.00% | |
| INE095N01031 | NBCC (India) Limited | Construction | 30,000 | 28.65 | $0.00% | |
| INE323A01026 | Bosch Limited | Auto Components | 75 | 21.55 | $0.00% | |
| INE123W01016 | SBI Life Insurance Company Limited | Insurance | 375 | 5.56 | $0.00% | |
| | **Subtotal** | | | **10,34,282.63** | **70.36%** | |
| | **(b) UNLISTED** | | | **NIL** | **NIL** | **NIL** |
| | **Subtotal** | | | **NIL** | **NIL** | **NIL** |
| | **Total** | | | **10,34,282.63** | **70.36%** | |
| | **Debt Instruments** | | | | | |
| | **(a) Listed / awaiting listing on Stock Exchange** | | | | | |
| | **Non Convertible Debentures** | | | | | |
| INE261F08DO4 | 7.25% National Bank For Agriculture and Rural Development** | CRISIL AAA | 1,100 | 10,955.57 | 0.75% | 7.30% |
| INE040A08351 | 8.35% HDFC Bank Limited** | CRISIL AAA | 500 | 5,015.46 | 0.34% | 7.80% |
| INE261F08DP2 | 7.2% National Bank For Agriculture and Rural Development | ICRA AAA | 400 | 3,980.12 | 0.27% | 7.30% |
| | **Subtotal** | | | **19,951.15** | **1.36%** | |
| | **(b) Privately placed / Unlisted** | | | **NIL** | **NIL** | **NIL** |
| | **Subtotal** | | | **NIL** | **NIL** | **NIL** |
| | **(c) Securitised Debt** | | | | | |
| | **Subtotal** | | | **NIL** | **NIL** | |
| | **Total** | | | **19,951.15** | **1.36%** | |
| | **Money Market Instruments** | | | | | |
| | **Certificate of Deposit** | | | | | |
| INE040A16GB1 | HDFC Bank Limited** | CARE A1+ | 6,000 | 29,721.39 | 2.02% | 7.28% |
| INE160A16OP6 | Punjab National Bank** | CRISIL A1+ | 2,500 | 12,383.50 | 0.84% | 7.30% |
| INE692A16HP7 | Union Bank of India | FITCH A1+ | 2,000 | 9,911.05 | 0.67% | 7.28% |
| INE692A16HE8 | Union Bank of India** | ICRA A1+ | 2,000 | 9,895.40 | 0.67% | 7.28% |
| INE160A16OQ4 | Punjab National Bank | CRISIL A1+ | 2,000 | 9,893.16 | 0.67% | 7.30% |
| INE084A16CS2 | Bank of India** | CRISIL A1+ | 2,000 | 9,407.34 | 0.64% | 7.67% |
| INE261F16819 | National Bank For Agriculture and Rural Development** | CRISIL A1+ | 500 | 2,487.86 | 0.17% | 7.13% |
| INE556F16AB4 | Small Industries Dev Bank of India | CARE A1+ | 500 | 2,487.07 | 0.17% | 7.30% |
| | **Commercial Paper** | | | | | |
| INE556F14KT4 | Small Industries Dev Bank of India** | CARE A1+ | 3,000 | 14,846.13 | 1.01% | 7.28% |
| INE403D14544 | Bharti Telecom Limited | CRISIL A1+ | 2,000 | 9,449.61 | 0.64% | 8.24% |
| INE763G14TE7 | ICICI Securities Limited** | CRISIL A1+ | 1,500 | 7,468.44 | 0.51% | 7.71% |
| INE144H14HR9 | Deutsche Investments India Pvt Limited** | CRISIL A1+ | 1,000 | 4,983.10 | 0.34% | 7.74% |
| INE763G14VA1 | ICICI Securities Limited** | CRISIL A1+ | 500 | 2,490.01 | 0.17% | 7.71% |
| INE556F14KQ1 | Small Industries Dev Bank of India** | CRISIL A1+ | 500 | 2,486.57 | 0.17% | 7.30% |
| | **Triparty Repo/ Reverse Repo Instrument** | | | | | |
| | Triparty Repo | | | 46,052.04 | 3.10% | |
| | **Total** | | | **1,74,863.67** | **11.88%** | |
| | **Mutual Fund Units** | | | | | |
| INF204K017R3 | Nippon India Money Market Fund Dir Pl Growth Gr Op | | 41,32,788.702 | 1,67,912.74 | 11.42% | |
| INF204K01ZU3 | Nippon India Low Duration Fund - Dir Pl-Growth Pl | | 14,03,663.000 | 53,772.84 | 3.66% | |
| INF204K01ZH0 | Nippon India Liquid Fund Direct Growth Plan | | 5,04,052.038 | 37,301.88 | 2.54% | |
| | **Total** | | | **2,58,987.46** | **17.62%** | |
| | **OTHERS** | | | | | |
| | Cash Margin - CCIL | | | 256.03 | 0.02% | |
| | **Total** | | | **256.03** | **0.02%** | |
| | **Net Current Assets** | | | **(18,219.24)** | **-1.24%** | |
| | **GRAND TOTAL** | | | **14,70,121.70** | **100.00%** | |

**** Non Traded Securities/Illiquid Securities**

**$ Less Than 0.01% of NAV**

**Details of Stock Future / Index Future**

| Long/Short | Name of the Instrument | Industry | Quantity. | Market/Fair Value (Rs. in Lacs). | % to NAV. |
|---|---|---|---|---|---|
| Short | Reliance Industries Limited 27/02/2025 | Petroleum Products | 5434000 | 69,014.52 | 4.69% |
| Short | Axis Bank Limited 27/02/2025 | Banks | 5418125 | 53,669.83 | 3.65% |
| Short | IndusInd Bank Limited 27/02/2025 | Banks | 4020000 | 40,119.60 | 2.73% |
| Short | ICICI Bank Limited 27/02/2025 | Banks | 2911300 | 36,608.14 | 2.49% |
| Short | Hindustan Aeronautics Limited 27/02/2025 | Aerospace & Defense | 891900 | 35,335.40 | 2.40% |
| Short | Zomato Limited 27/02/2025 | Retailing | 13018000 | 28,847.89 | 1.96% |
| Short | ITC Limited 27/02/2025 | Diversified FMCG | 6056000 | 26,904.79 | 1.83% |
| Short | State Bank of India 27/02/2025 | Banks | 3255000 | 25,252.29 | 1.72% |
| Short | Infosys Limited 27/02/2025 | IT - Software | 1300800 | 24,560.40 | 1.67% |
| Short | Bharat Electronics Limited 27/02/2025 | Aerospace & Defense | 8367600 | 24,542.17 | 1.67% |
| Short | Bank of Baroda 27/02/2025 | Banks | 11074050 | 23,704.00 | 1.61% |
| Short | Jio Financial Services Limited 27/02/2025 | Finance | 9304350 | 22,646.79 | 1.54% |
| Short | Vedanta Limited 27/02/2025 | Diversified Metals | 4995600 | 22,130.51 | 1.51% |
| Short | Adani Enterprises Limited 27/02/2025 | Metals & Minerals Trading | 937200 | 21,576.60 | 1.47% |
| Short | Kotak Mahindra Bank Limited 27/02/2025 | Banks | 1045200 | 19,975.34 | 1.36% |
| Short | GMR Airports Limited 27/02/2025 | Transport Infrastructure | 25858125 | 18,907.46 | 1.29% |
| Short | Hindalco Industries Limited 27/02/2025 | Non - Ferrous Metals | 2592800 | 15,490.59 | 1.05% |
| Short | Shriram Finance Limited 27/02/2025 | Finance | 2777250 | 15,183.23 | 1.03% |
| Short | Canara Bank 27/02/2025 | Banks | 16119000 | 15,084.16 | 1.03% |
| Short | Jindal Steel & Power Limited 27/02/2025 | Ferrous Metals | 1806875 | 14,340.26 | 0.98% |
| Short | Vodafone Idea Limited 27/02/2025 | Telecom - Services | 156720000 | 14,214.50 | 0.97% |
| Short | Bharti Airtel Limited 27/02/2025 | Telecom - Services | 792775 | 12,951.17 | 0.88% |
| Short | Laurus Labs Limited 27/02/2025 | Pharmaceuticals & Biotechnology | 2147100 | 12,583.08 | 0.86% |
| Short | JSW Steel Limited 27/02/2025 | Ferrous Metals | 1300725 | 12,355.59 | 0.84% |
| Short | Tata Consultancy Services Limited 27/02/2025 | IT - Software | 285600 | 11,805.56 | 0.80% |
| Short | Indian Railway Catering And Tourism Corporation Limited 27/02/2025 | Leisure Services | 1418375 | 11,642.02 | 0.79% |
| Short | Aurobindo Pharma Limited 27/02/2025 | Pharmaceuticals & Biotechnology | 961400 | 11,333.41 | 0.77% |
| Short | Coal India Limited 27/02/2025 | Consumable Fuels | 2839200 | 11,273.04 | 0.77% |
| Short | Crompton Greaves Consumer Electricals Limited 27/02/2025 | Consumer Durables | 3209400 | 11,059.59 | 0.75% |
| Short | Aditya Birla Fashion and Retail Limited 27/02/2025 | Retailing | 3928600 | 10,811.51 | 0.74% |
| Short | Hindustan Unilever Limited 27/02/2025 | Diversified FMCG | 432900 | 10,739.60 | 0.73% |
| Short | One 97 Communications Limited 27/02/2025 | Financial Technology (Fintech) | 1362400 | 10,636.26 | 0.72% |
| Short | Muthoot Finance Limited 27/02/2025 | Finance | 437800 | 9,907.41 | 0.67% |
| Short | HDFC Life Insurance Company Limited 27/02/2025 | Insurance | 1534500 | 9,834.61 | 0.67% |
| Short | Mahindra & Mahindra Limited 27/02/2025 | Automobiles | 323750 | 9,726.30 | 0.66% |
| Short | Aditya Birla Capital Limited 27/02/2025 | Finance | 5321700 | 9,580.66 | 0.65% |
| Short | Punjab National Bank 27/02/2025 | Banks | 9000000 | 9,164.70 | 0.62% |
| Short | Bharat Heavy Electricals Limited 27/02/2025 | Electrical Equipment | 4097625 | 8,551.74 | 0.58% |
| Short | Bandhan Bank Limited 27/02/2025 | Banks | 5572000 | 8,486.71 | 0.58% |
| Short | Eicher Motors Limited 27/02/2025 | Automobiles | 159075 | 8,302.12 | 0.56% |
| Short | REC Limited 27/02/2025 | Finance | 1835000 | 8,229.98 | 0.56% |
| Short | Marico Limited 27/02/2025 | Agricultural Food & other Products | 1200000 | 8,056.80 | 0.55% |
| Short | REC Limited 27/03/2025 | Finance | 1778000 | 8,000.11 | 0.54% |
| Short | Manappuram Finance Limited 27/02/2025 | Finance | 3831000 | 7,525.62 | 0.51% |
| Short | Oil & Natural Gas Corporation Limited 27/02/2025 | Oil | 2860550 | 7,438.86 | 0.51% |
| Short | UltraTech Cement Limited 27/02/2025 | Cement & Cement Products | 63550 | 7,357.69 | 0.50% |
| Short | Power Grid Corporation of India Limited 27/02/2025 | Power | 2368800 | 7,096.37 | 0.48% |
| Short | Ambuja Cements Limited 27/02/2025 | Cement & Cement Products | 1312200 | 6,769.64 | 0.46% |
| Short | Trent Limited 27/02/2025 | Retailing | 112000 | 6,465.48 | 0.44% |
| Short | Coforge Limited 27/02/2025 | IT - Software | 73500 | 6,090.10 | 0.41% |
| Short | The Federal Bank Limited 27/02/2025 | Banks | 3250000 | 6,097.33 | 0.41% |
| Short | Granules India Limited 27/02/2025 | Pharmaceuticals & Biotechnology | 1081000 | 6,040.83 | 0.41% |
| Short | Torrent Pharmaceuticals Limited 27/02/2025 | Pharmaceuticals & Biotechnology | 182250 | 5,987.09 | 0.41% |
| Short | ICICI Prudential Life Insurance Company Limited 27/02/2025 | Insurance | 963000 | 5,957.60 | 0.41% |
| Short | Hindustan Copper Limited 27/02/2025 | Non - Ferrous Metals | 2485700 | 5,953.25 | 0.40% |
| Short | Godrej Consumer Products Limited 27/02/2025 | Personal Products | 505500 | 5,671.96 | 0.39% |
| Short | Indian Oil Corporation Limited 27/02/2025 | Petroleum Products | 4387500 | 5,670.84 | 0.39% |
| Short | Samvardhana Motherson International Limited 27/02/2025 | Auto Components | 3926300 | 5,579.27 | 0.38% |
| Short | Larsen & Toubro Limited 27/02/2025 | Construction | 150000 | 5,368.88 | 0.37% |
| Short | HCL Technologies Limited 27/02/2025 | IT - Software | 283850 | 4,925.79 | 0.34% |
| Short | Adani Ports and Special Economic Zone Limited 27/02/2025 | Transport Infrastructure | 444400 | 4,900.18 | 0.33% |
| Short | HDFC Bank Limited 27/02/2025 | Banks | 286000 | 4,883.59 | 0.33% |
| Short | Zydus Lifesciences Limited 27/02/2025 | Pharmaceuticals & Biotechnology | 496800 | 4,834.86 | 0.33% |
| Short | ABB India Limited 27/02/2025 | Electrical Equipment | 80500 | 4,759.52 | 0.32% |
| Short | GAIL (India) Limited 27/02/2025 | Gas | 2523000 | 4,492.04 | 0.31% |
| Short | PB Fintech Limited 27/02/2025 | Financial Technology (Fintech) | 256750 | 4,444.47 | 0.30% |
| Short | Jubilant Foodworks Limited 27/02/2025 | Leisure Services | 617500 | 4,364.40 | 0.30% |
| Short | Tata Motors Limited 27/02/2025 | Automobiles | 568700 | 4,090.66 | 0.28% |
| Short | Steel Authority of India Limited 27/02/2025 | Ferrous Metals | 3560000 | 3,837.32 | 0.26% |
| Short | Mahanagar Gas Limited 27/02/2025 | Gas | 272400 | 3,726.79 | 0.25% |
| Short | LIC Housing Finance Limited 27/02/2025 | Finance | 616000 | 3,708.63 | 0.25% |
| Short | United Spirits Limited 27/02/2025 | Beverages | 254100 | 3,637.31 | 0.25% |
| Short | Bajaj Finserv Limited 27/02/2025 | Finance | 202000 | 3,528.03 | 0.24% |
| Short | Tata Communications Limited 27/02/2025 | Telecom - Services | 212750 | 3,484.10 | 0.24% |
| Short | Container Corporation of India Limited 27/02/2025 | Transport Services | 447000 | 3,474.53 | 0.24% |
| Short | Sun Pharmaceutical Industries Limited 27/02/2025 | Pharmaceuticals & Biotechnology | 196350 | 3,425.82 | 0.23% |
| Short | Tata Steel Limited 27/02/2025 | Ferrous Metals | 2510000 | 3,405.44 | 0.23% |
| Short | DLF Limited 27/02/2025 | Realty | 434775 | 3,259.07 | 0.22% |
| Short | Grasim Industries Limited 27/02/2025 | Cement & Cement Products | 124000 | 3,123.06 | 0.21% |
| Short | Bajaj Auto Limited 27/02/2025 | Automobiles | 34650 | 3,083.43 | 0.21% |
| Short | Supreme Industries Limited 27/02/2025 | Industrial Products | 76000 | 3,024.08 | 0.21% |
| Short | Prestige Estates Projects Limited 27/02/2025 | Realty | 220025 | 3,008.84 | 0.20% |
| Short | Metropolis Healthcare Limited 27/02/2025 | Healthcare Services | 148800 | 2,680.11 | 0.18% |
| Short | KPIT Technologies Limited 27/02/2025 | IT - Software | 187600 | 2,651.91 | 0.18% |
| Short | Indus Towers Limited 27/02/2025 | Telecom - Services | 713300 | 2,483.70 | 0.17% |
| Short | Dabur India Limited 27/02/2025 | Personal Products | 443750 | 2,364.52 | 0.16% |
| Short | CESC Limited 27/02/2025 | Power | 1544400 | 2,222.24 | 0.15% |
| Short | Cipla Limited 27/02/2025 | Pharmaceuticals & Biotechnology | 132275 | 1,966.20 | 0.13% |
| Short | Avenue Supermarts Limited 27/02/2025 | Retailing | 50700 | 1,865.89 | 0.13% |
| Short | MRF Limited 27/02/2025 | Auto Components | 1615 | 1,845.02 | 0.13% |
| Short | Polycab India Limited 27/02/2025 | Industrial Products | 29750 | 1,800.25 | 0.12% |
| Short | Atul Limited 27/02/2025 | Chemicals & Petrochemicals | 25400 | 1,603.10 | 0.11% |
| Short | Exide Industries Limited 27/02/2025 | Auto Components | 406800 | 1,528.14 | 0.10% |
| Short | Petronet LNG Limited 27/02/2025 | Gas | 462000 | 1,468.01 | 0.10% |
| Short | Nestle India Limited 27/02/2025 | Food Products | 60800 | 1,406.18 | 0.10% |
| Short | Lupin Limited 27/02/2025 | Pharmaceuticals & Biotechnology | 60775 | 1,269.35 | 0.09% |
| Short | Pidilite Industries Limited 27/02/2025 | Chemicals & Petrochemicals | 43750 | 1,264.05 | 0.09% |
| Short | Maruti Suzuki India Limited 27/02/2025 | Automobiles | 10000 | 1,232.69 | 0.08% |
| Short | Cyient Limited 27/02/2025 | IT - Services | 82800 | 1,209.63 | 0.08% |
| Short | Bank of India 27/02/2025 | Banks | 1056675 | 1,195.94 | 0.08% |
| Short | Navin Fluorine International Limited 27/02/2025 | Chemicals & Petrochemicals | 27650 | 1,154.10 | 0.08% |
| Short | The Indian Hotels Company Limited 27/02/2025 | Leisure Services | 137000 | 1,053.74 | 0.07% |
| Short | Gujarat Narmada Valley Fertilizers and Chemicals Limited 27/02/2025 | Chemicals & Petrochemicals | 182000 | 1,015.92 | 0.07% |
| Short | Godrej Properties Limited 27/02/2025 | Realty | 43425 | 1,014.54 | 0.07% |
| Short | Syngene International Limited 27/02/2025 | Healthcare Services | 132000 | 990.00 | 0.07% |
| Short | InterGlobe Aviation Limited 27/02/2025 | Transport Services | 22350 | 968.75 | 0.07% |
| Short | Hero MotoCorp Limited 27/02/2025 | Automobiles | 21150 | 911.79 | 0.06% |
| Short | Can Fin Homes Limited 27/02/2025 | Finance | 135525 | 906.73 | 0.06% |
| Short | NMDC Limited 27/02/2025 | Minerals & Mining | 1350000 | 896.40 | 0.06% |
| Short | Astral Limited 27/02/2025 | Industrial Products | 58353 | 884.43 | 0.06% |
| Short | Abbott India Limited 27/02/2025 | Pharmaceuticals & Biotechnology | 3360 | 881.18 | 0.06% |
| Short | Biocon Limited 27/02/2025 | Pharmaceuticals & Biotechnology | 240000 | 875.76 | 0.06% |
| Short | Havells India Limited 27/02/2025 | Consumer Durables | 51000 | 801.29 | 0.05% |
| Short | Varun Beverages Limited 27/02/2025 | Beverages | 147875 | 798.45 | 0.05% |
| Short | IDFC First Bank Limited 27/02/2025 | Banks | 1200000 | 761.88 | 0.05% |
| Short | Titan Company Limited 27/02/2025 | Consumer Durables | 21175 | 742.82 | 0.05% |
| Short | Wipro Limited 27/02/2025 | IT - Software | 228000 | 713.75 | 0.05% |
| Short | Bajaj Finance Limited 27/02/2025 | Finance | 7875 | 624.56 | 0.04% |
| Short | Info Edge (India) Limited 27/02/2025 | Retailing | 8025 | 622.04 | 0.04% |
| Short | Central Depository Services (India) Limited 27/02/2025 | Capital Markets | 46200 | 608.71 | 0.04% |
| Short | CG Power and Industrial Solutions Limited 27/02/2025 | Electrical Equipment | 88450 | 565.20 | 0.04% |
| Short | Axis Bank Limited 27/03/2025 | Banks | 55000 | 548.02 | 0.04% |
| Short | Apollo Hospitals Enterprise Limited 27/02/2025 | Healthcare Services | 7750 | 530.97 | 0.04% |
| Short | Coromandel International Limited 27/02/2025 | Fertilizers & Agrochemicals | 25200 | 456.86 | 0.03% |
| Short | Voltas Limited 27/02/2025 | Consumer Durables | 31200 | 395.54 | 0.03% |
| Short | Yes Bank Limited 27/02/2025 | Banks | 1820000 | 351.81 | 0.02% |
| Short | Deepak Nitrite Limited 27/02/2025 | Chemicals & Petrochemicals | 13500 | 315.47 | 0.02% |
| Short | ACC Limited 27/02/2025 | Cement & Cement Products | 14700 | 296.42 | 0.02% |
| Short | Tata Chemicals Limited 27/02/2025 | Chemicals & Petrochemicals | 27500 | 272.83 | 0.02% |
| Short | Adani Energy Solutions Limited 27/02/2025 | Power | 35625 | 268.33 | 0.02% |
| Short | Mahindra & Mahindra Financial Services Limited 27/02/2025 | Finance | 94000 | 266.96 | 0.02% |
| Short | Bharat Forge Limited 27/02/2025 | Auto Components | 17500 | 214.45 | 0.01% |
| Short | HDFC Asset Management Company Limited 27/02/2025 | Capital Markets | 4350 | 168.74 | 0.01% |
| Short | Asian Paints Limited 27/02/2025 | Consumer Durables | 4400 | 101.66 | 0.01% |
| Short | Tata Power Company Limited 27/02/2025 | Power | 27000 | 98.81 | 0.01% |
| Short | Power Finance Corporation Limited 27/03/2025 | Finance | 22100 | 93.12 | 0.01% |
| Short | Jindal Stainless Limited 27/02/2025 | Ferrous Metals | 11625 | 75.93 | 0.01% |
| Short | Dr. Lal Path Labs Limited 27/02/2025 | Healthcare Services | 2250 | 64.34 | $0.00% |
| Short | Bharat Petroleum Corporation Limited 27/02/2025 | Petroleum Products | 18000 | 47.23 | $0.00% |
| Short | City Union Bank Limited 27/02/2025 | Banks | 25000 | 43.59 | $0.00% |
| Short | Apollo Tyres Limited 27/02/2025 | Auto Components | 6800 | 29.54 | $0.00% |
| Short | NBCC (India) Limited 27/02/2025 | Construction | 30000 | 29.09 | $0.00% |
| Short | Bosch Limited 27/02/2025 | Auto Components | 75 | 21.67 | $0.00% |
| Short | SBI Life Insurance Company Limited 27/02/2025 | Insurance | 375 | 5.58 | $0.00% |

**SCHEME RISK-O-METER**




**BENCHMARK NAME - NIFTY 50 ARBITRAGE INDEX**
**BENCHMARK RISK-O-METER**

Data Classification: Public

**NIPPON INDIA GOLD SAVINGS FUND (An Open Ended Fund of Fund Scheme)**

Index

**Monthly Portfolio Statement as on January 31,2025**

| ISIN | Name of the Instrument | Industry / Rating | Quantity | Market/Fair Value ( Rs. in Lacs) | % to NAV | YIELD |
|---|---|---|---|---|---|---|
| | **Money Market Instruments** | | | | | |
| | **Triparty Repo/ Reverse Repo Instrument** | | | | | |
| | Triparty Repo | | | 721.54 | 0.30% | |
| | **Total** | | | **721.54** | **0.30%** | |
| | **Exchange Traded Funds** | | | | | |
| INF204KB17I5 | Nippon India ETF Gold Bees | | 35,32,29,792 | 2,44,011.14 | 100.03% | |
| | **Total** | | | **2,44,011.14** | **100.03%** | |
| | **OTHERS** | | | | | |
| | Cash Margin - CCIL | | | 3.95 | $0.00% | |
| | **Total** | | | **3.95** | **0.00%** | |
| | **Net Current Assets** | | | **(810.50)** | **-0.33%** | |
| | **GRAND TOTAL** | | | **2,43,926.13** | **100.00%** | |

**$ Less Than 0.01% of NAV**

**SCHEME RISK-O-METER**

**BENCHMARK NAME - DOMESTIC PRICE OF GOLD**
**BENCHMARK RISK-O-METER**

Data Classification: Public

**Nippon India ETF Nifty 100 (An Open Ended Index Exchange Traded Fund)**

Index

**Monthly Portfolio Statement as on January 31,2025**

| ISIN | Name of the Instrument | Industry / Rating | Quantity | Market/Fair Value ( Rs. in Lacs) | % to NAV | YIELD |
|---|---|---|---|---|---|---|
| | **Equity & Equity related** | | | | | |
| | **(a) Listed / awaiting listing on Stock Exchanges** | | | | | |
| INE040A01034 | HDFC Bank Limited | Banks | 1,64,282 | 2,790.74 | 10.06% | |
| INE090A01021 | ICICI Bank Limited | Banks | 1,52,437 | 1,909.73 | 6.88% | |
| INE002A01018 | Reliance Industries Limited | Petroleum Products | 1,46,657 | 1,855.36 | 6.69% | |
| INE009A01021 | Infosys Limited | IT - Software | 77,819 | 1,462.84 | 5.27% | |
| INE397D01024 | Bharti Airtel Limited | Telecom - Services | 57,942 | 942.31 | 3.40% | |
| INE467B01029 | Tata Consultancy Services Limited | IT - Software | 22,078 | 907.94 | 3.27% | |
| INE018A01030 | Larsen & Toubro Limited | Construction | 25,433 | 907.30 | 3.27% | |
| INE154A01025 | ITC Limited | Diversified FMCG | 2,00,859 | 898.84 | 3.24% | |
| INE062A01020 | State Bank of India | Banks | 83,138 | 642.57 | 2.32% | |
| INE238A01034 | Axis Bank Limited | Banks | 61,610 | 607.54 | 2.19% | |
| INE237A01028 | Kotak Mahindra Bank Limited | Banks | 31,723 | 603.15 | 2.17% | |
| INE101A01026 | Mahindra & Mahindra Limited | Automobiles | 19,127 | 571.87 | 2.06% | |
| INE296A01024 | Bajaj Finance Limited | Finance | 6,047 | 476.81 | 1.72% | |
| INE030A01027 | Hindustan Unilever Limited | Diversified FMCG | 19,178 | 473.47 | 1.71% | |
| INE044A01036 | Sun Pharmaceutical Industries Limited | Pharmaceuticals & Biotechnology | 23,320 | 406.69 | 1.47% | |
| INE860A01027 | HCL Technologies Limited | IT - Software | 22,869 | 394.59 | 1.42% | |
| INE585B01010 | Maruti Suzuki India Limited | Automobiles | 2,843 | 349.99 | 1.26% | |
| INE733E01010 | NTPC Limited | Power | 1,02,296 | 331.44 | 1.19% | |
| INE758T01015 | Zomato Limited | Retailing | 1,49,765 | 330.01 | 1.19% | |
| INE155A01022 | Tata Motors Limited | Automobiles | 45,285 | 324.29 | 1.17% | |
| INE280A01028 | Titan Company Limited | Consumer Durables | 8,939 | 311.99 | 1.12% | |
| INE752E01010 | Power Grid Corporation of India Limited | Power | 97,861 | 295.20 | 1.06% | |
| INE481G01011 | UltraTech Cement Limited | Cement & Cement Products | 2,464 | 283.05 | 1.02% | |
| INE849A01020 | Trent Limited | Retailing | 4,797 | 275.98 | 0.99% | |
| INE081A01020 | Tata Steel Limited | Ferrous Metals | 1,79,013 | 240.99 | 0.87% | |
| INE669C01036 | Tech Mahindra Limited | IT - Software | 13,715 | 229.65 | 0.83% | |
| INE263A01024 | Bharat Electronics Limited | Aerospace & Defense | 77,264 | 226.11 | 0.81% | |
| INE021A01026 | Asian Paints Limited | Consumer Durables | 9,770 | 224.79 | 0.81% | |
| INE213A01029 | Oil & Natural Gas Corporation Limited | Oil | 83,796 | 220.06 | 0.79% | |
| INE917I01010 | Bajaj Auto Limited | Automobiles | 2,397 | 212.08 | 0.76% | |
| INE918I01026 | Bajaj Finserv Limited | Finance | 11,815 | 205.12 | 0.74% | |
| INE047A01021 | Grasim Industries Limited | Cement & Cement Products | 8,028 | 201.41 | 0.73% | |
| INE019A01038 | JSW Steel Limited | Ferrous Metals | 20,732 | 195.92 | 0.71% | |
| INE522F01014 | Coal India Limited | Consumable Fuels | 49,000 | 193.99 | 0.70% | |
| INE075A01022 | Wipro Limited | IT - Software | 61,173 | 190.80 | 0.69% | |
| INE038A01020 | Hindalco Industries Limited | Non - Ferrous Metals | 31,405 | 186.64 | 0.67% | |
| INE646L01027 | InterGlobe Aviation Limited | Transport Services | 4,237 | 183.22 | 0.66% | |
| INE239A01024 | Nestle India Limited | Food Products | 7,737 | 178.97 | 0.65% | |
| INE059A01026 | Cipla Limited | Pharmaceuticals & Biotechnology | 11,875 | 175.68 | 0.63% | |
| INE742F01042 | Adani Ports and Special Economic Zone Limited | Transport Infrastructure | 15,923 | 175.05 | 0.63% | |
| INE758E01017 | Jio Financial Services Limited | Finance | 70,883 | 171.29 | 0.62% | |
| INE721A01047 | Shriram Finance Limited | Finance | 30,194 | 164.18 | 0.59% | |
| INE205A01025 | Vedanta Limited | Diversified Metals | 36,622 | 161.65 | 0.58% | |
| INE066F01020 | Hindustan Aeronautics Limited | Aerospace & Defense | 4,103 | 161.53 | 0.58% | |
| INE089A01031 | Dr. Reddy's Laboratories Limited | Pharmaceuticals & Biotechnology | 13,176 | 160.40 | 0.58% | |
| INE200M01039 | Varun Beverages Limited | Beverages | 28,937 | 155.32 | 0.56% | |
| INE066A01021 | Eicher Motors Limited | Automobiles | 2,973 | 154.43 | 0.56% | |
| INE361B01024 | Divi's Laboratories Limited | Pharmaceuticals & Biotechnology | 2,743 | 153.00 | 0.55% | |
| INE437A01024 | Apollo Hospitals Enterprise Limited | Healthcare Services | 2,187 | 148.95 | 0.54% | |
| INE795G01014 | HDFC Life Insurance Company Limited | Insurance | 23,091 | 147.33 | 0.53% | |
| INE192A01025 | Tata Consumer Products Limited | Agricultural Food & other Products | 14,052 | 143.98 | 0.52% | |
| INE123W01016 | SBI Life Insurance Company Limited | Insurance | 9,668 | 143.43 | 0.52% | |
| INE095A01012 | IndusInd Bank Limited | Banks | 14,269 | 141.43 | 0.51% | |
| INE245A01021 | Tata Power Company Limited | Power | 36,467 | 132.92 | 0.48% | |
| INE134E01011 | Power Finance Corporation Limited | Finance | 31,410 | 132.71 | 0.48% | |
| INE216A01030 | Britannia Industries Limited | Food Products | 2,546 | 130.60 | 0.47% | |
| INE663F01024 | Info Edge (India) Limited | Retailing | 1,690 | 130.53 | 0.47% | |
| INE494B01023 | TVS Motor Company Limited | Automobiles | 5,067 | 124.54 | 0.45% | |
| INE423A01024 | Adani Enterprises Limited | Metals & Minerals Trading | 5,378 | 123.04 | 0.44% | |
| INE158A01026 | Hero MotoCorp Limited | Automobiles | 2,801 | 121.54 | 0.44% | |
| INE020B01018 | REC Limited | Finance | 26,946 | 121.22 | 0.44% | |
| INE214T01019 | LTIMindtree Limited | IT - Software | 1,998 | 118.16 | 0.43% | |
| INE192R01011 | Avenue Supermarts Limited | Retailing | 3,196 | 117.12 | 0.42% | |
| INE121A01024 | Cholamandalam Investment and Finance Company Ltd | Finance | 9,026 | 116.06 | 0.42% | |
| INE003A01024 | Siemens Limited | Electrical Equipment | 1,908 | 115.88 | 0.42% | |
| INE029A01011 | Bharat Petroleum Corporation Limited | Petroleum Products | 41,813 | 109.17 | 0.39% | |
| INE118A01012 | Bajaj Holdings & Investment Limited | Finance | 934 | 107.97 | 0.39% | |
| INE242A01010 | Indian Oil Corporation Limited | Petroleum Products | 80,929 | 103.99 | 0.37% | |
| INE129A01019 | GAIL (India) Limited | Gas | 58,341 | 103.33 | 0.37% | |
| INE271C01023 | DLF Limited | Realty | 13,843 | 103.14 | 0.37% | |
| INE765G01017 | ICICI Lombard General Insurance Company Limited | Insurance | 5,160 | 95.90 | 0.35% | |
| INE318A01026 | Pidilite Industries Limited | Chemicals & Petrochemicals | 3,321 | 95.37 | 0.34% | |
| INE102D01028 | Godrej Consumer Products Limited | Personal Products | 8,130 | 91.16 | 0.33% | |
| INE854D01024 | United Spirits Limited | Beverages | 6,371 | 90.72 | 0.33% | |
| INE775A01035 | Samvardhana Motherson International Limited | Auto Components | 63,681 | 89.96 | 0.32% | |
| INE814H01011 | Adani Power Limited | Power | 16,980 | 87.14 | 0.31% | |
| INE028A01039 | Bank of Baroda | Banks | 40,241 | 85.87 | 0.31% | |
| INE176B01034 | Havells India Limited | Consumer Durables | 5,461 | 85.53 | 0.31% | |
| INE070A01015 | Shree Cement Limited | Cement & Cement Products | 290 | 80.61 | 0.29% | |
| INE160A01022 | Punjab National Bank | Banks | 74,381 | 75.27 | 0.27% | |
| INE079A01024 | Ambuja Cements Limited | Cement & Cement Products | 14,496 | 74.34 | 0.27% | |
| INE670K01029 | Macrotech Developers Limited | Realty | 6,014 | 72.44 | 0.26% | |
| INE476A01022 | Canara Bank | Banks | 72,728 | 67.83 | 0.24% | |
| INE016A01026 | Dabur India Limited | Personal Products | 12,756 | 67.59 | 0.24% | |
| INE117A01022 | ABB India Limited | Electrical Equipment | 1,131 | 66.44 | 0.24% | |
| INE685A01028 | Torrent Pharmaceuticals Limited | Pharmaceuticals & Biotechnology | 2,028 | 66.30 | 0.24% | |
| INE364U01010 | Adani Green Energy Limited | Power | 6,612 | 65.96 | 0.24% | |
| INE749A01030 | Jindal Steel & Power Limited | Ferrous Metals | 8,196 | 64.88 | 0.23% | |
| INE121E01018 | JSW Energy Limited | Power | 11,527 | 58.63 | 0.21% | |
| INE931S01010 | Adani Energy Solutions Limited | Power | 7,809 | 58.44 | 0.21% | |
| INE053F01010 | Indian Railway Finance Corporation Limited | Finance | 38,549 | 58.19 | 0.21% | |
| INE257A01026 | Bharat Heavy Electricals Limited | Electrical Equipment | 27,728 | 57.70 | 0.21% | |
| INE848E01016 | NHPC Limited | Power | 68,270 | 54.99 | 0.20% | |
| INE323A01026 | Bosch Limited | Auto Components | 187 | 53.72 | 0.19% | |
| INE335Y01020 | Indian Railway Catering And Tourism Corporation Limited | Leisure Services | 6,508 | 53.52 | 0.19% | |
| INE010B01027 | Zydus Lifesciences Limited | Pharmaceuticals & Biotechnology | 5,400 | 52.39 | 0.19% | |
| INE726G01019 | ICICI Prudential Life Insurance Company Limited | Insurance | 8,424 | 51.89 | 0.19% | |
| INE692A01016 | Union Bank of India | Banks | 41,683 | 48.14 | 0.17% | |
| INE0J1Y01017 | Life Insurance Corporation Of India | Insurance | 4,789 | 40.49 | 0.15% | |
| INE399L01023 | Adani Total Gas Limited | Gas | 5,981 | 38.46 | 0.14% | |
| INE379A01028 | ITC Hotels Limited | Leisure Services | 20,085 | 32.73 | 0.12% | |
| | **Subtotal** | | | **27,695.62** | **99.81%** | |
| | **(b) UNLISTED** | | | **NIL** | **NIL** | **NIL** |
| | **Subtotal** | | | **NIL** | **NIL** | **NIL** |
| | **Total** | | | **27,695.62** | **99.81%** | |
| | **Money Market Instruments** | | | | | |
| | **Triparty Repo/ Reverse Repo Instrument** | | | | | |
| | Triparty Repo | | | 157.45 | 0.57% | |
| | **Total** | | | **157.45** | **0.57%** | |
| | **OTHERS** | | | | | |
| | Cash Margin - CCIL | | | 0.83 | $0.00% | |
| | **Total** | | | **0.83** | **0.00%** | |
| | **Net Current Assets** | | | **(109.38)** | **-0.38%** | |
| | **GRAND TOTAL** | | | **27,744.52** | **100.00%** | |

**$ Less Than 0.01% of NAV**

**SCHEME RISK-O-METER**

**BENCHMARK NAME - NIFTY 100 TRI**
**BENCHMARK RISK-O-METER**

Data Classification: Public

**NIPPON INDIA ETF NIFTY INDIA CONSUMPTION (An Open Ended Index Exchange Traded Fund)**

Index

**Monthly Portfolio Statement as on January 31,2025**

| ISIN | Name of the Instrument | Industry / Rating | Quantity | Market/Fair Value ( Rs. in Lacs) | % to NAV | YIELD |
|---|---|---|---|---|---|---|
| | **Equity & Equity related** | | | | | |
| | **(a) Listed / awaiting listing on Stock Exchanges** | | | | | |
| INE397D01024 | Bharti Airtel Limited | Telecom - Services | 85,213 | 1,385.82 | 10.38% | |
| INE154A01025 | ITC Limited | Diversified FMCG | 2,85,772 | 1,278.83 | 9.58% | |
| INE101A01026 | Mahindra & Mahindra Limited | Automobiles | 38,198 | 1,142.06 | 8.55% | |
| INE030A01027 | Hindustan Unilever Limited | Diversified FMCG | 38,303 | 945.62 | 7.08% | |
| INE585B01010 | Maruti Suzuki India Limited | Automobiles | 5,677 | 698.88 | 5.23% | |
| INE758T01015 | Zomato Limited | Retailing | 2,99,101 | 659.07 | 4.94% | |
| INE280A01028 | Titan Company Limited | Consumer Durables | 17,850 | 623.01 | 4.67% | |
| INE849A01020 | Trent Limited | Retailing | 9,581 | 551.21 | 4.13% | |
| INE021A01026 | Asian Paints Limited | Consumer Durables | 19,513 | 448.96 | 3.36% | |
| INE917I01010 | Bajaj Auto Limited | Automobiles | 4,788 | 423.63 | 3.17% | |
| INE646L01027 | InterGlobe Aviation Limited | Transport Services | 8,464 | 366.01 | 2.74% | |
| INE239A01024 | Nestle India Limited | Food Products | 15,452 | 357.44 | 2.68% | |
| INE027H01010 | Max Healthcare Institute Limited | Healthcare Services | 32,019 | 339.80 | 2.54% | |
| INE200M01039 | Varun Beverages Limited | Beverages | 57,791 | 310.19 | 2.32% | |
| INE066A01021 | Eicher Motors Limited | Automobiles | 5,937 | 308.39 | 2.31% | |
| INE437A01024 | Apollo Hospitals Enterprise Limited | Healthcare Services | 4,368 | 297.48 | 2.23% | |
| INE053A01029 | The Indian Hotels Company Limited | Leisure Services | 37,929 | 290.04 | 2.17% | |
| INE192A01025 | Tata Consumer Products Limited | Agricultural Food & other Products | 28,065 | 287.57 | 2.15% | |
| INE245A01021 | Tata Power Company Limited | Power | 72,830 | 265.47 | 1.99% | |
| INE216A01030 | Britannia Industries Limited | Food Products | 5,085 | 260.84 | 1.95% | |
| INE663F01024 | Info Edge (India) Limited | Retailing | 3,375 | 260.67 | 1.95% | |
| INE494B01023 | TVS Motor Company Limited | Automobiles | 10,119 | 248.71 | 1.86% | |
| INE158A01026 | Hero MotoCorp Limited | Automobiles | 5,593 | 242.69 | 1.82% | |
| INE192R01011 | Avenue Supermarts Limited | Retailing | 6,382 | 233.88 | 1.75% | |
| INE271C01023 | DLF Limited | Realty | 27,646 | 205.98 | 1.54% | |
| INE102D01028 | Godrej Consumer Products Limited | Personal Products | 16,237 | 182.06 | 1.36% | |
| INE854D01024 | United Spirits Limited | Beverages | 12,724 | 181.19 | 1.36% | |
| INE814H01011 | Adani Power Limited | Power | 33,913 | 174.04 | 1.30% | |
| INE176B01034 | Havells India Limited | Consumer Durables | 10,906 | 170.81 | 1.28% | |
| INE259A01022 | Colgate Palmolive (India) Limited | Personal Products | 5,710 | 161.11 | 1.21% | |
| INE379A01028 | ITC Hotels Limited | Leisure Services | 28,577 | 46.57 | 0.35% | |
| | **Subtotal** | | | **13,348.03** | **99.95%** | |
| | **(b) UNLISTED** | | | **NIL** | **NIL** | **NIL** |
| | **Subtotal** | | | **NIL** | **NIL** | **NIL** |
| | **Total** | | | **13,348.03** | **99.95%** | |
| | **Money Market Instruments** | | | | | |
| | **Triparty Repo/ Reverse Repo Instrument** | | | | | |
| | Triparty Repo | | | 89.39 | 0.67% | |
| | **Total** | | | **89.39** | **0.67%** | |
| | **OTHERS** | | | | | |
| | Cash Margin - CCIL | | | 0.47 | $0.00% | |
| | **Total** | | | **0.47** | **0.00%** | |
| | **Net Current Assets** | | | **(83.46)** | **-0.62%** | |
| | **GRAND TOTAL** | | | **13,354.43** | **100.00%** | |

**$ Less Than 0.01% of NAV**

**SCHEME RISK-O-METER**

**BENCHMARK NAME - NIFTY INDIA CONSUMPTION TRI**
**BENCHMARK RISK-O-METER**

Data Classification: Public

**NIPPON INDIA ETF NIFTY DIVIDEND OPPORTUNITIES 50 (An Open Ended Index Exchange Traded Fund)**

Index

**Monthly Portfolio Statement as on January 31,2025**

| ISIN | Name of the Instrument | Industry / Rating | Quantity | Market/Fair Value ( Rs. in Lacs) | % to NAV | YIELD |
|---|---|---|---|---|---|---|
| | **Equity & Equity related** | | | | | |
| | **(a) Listed / awaiting listing on Stock Exchanges** | | | | | |
| INE467B01029 | Tata Consultancy Services Limited | IT - Software | 15,635 | 642.97 | 10.15% | |
| INE009A01021 | Infosys Limited | IT - Software | 34,174 | 642.40 | 10.14% | |
| INE154A01025 | ITC Limited | Diversified FMCG | 1,36,666 | 611.58 | 9.65% | |
| INE062A01020 | State Bank of India | Banks | 61,003 | 471.49 | 7.44% | |
| INE030A01027 | Hindustan Unilever Limited | Diversified FMCG | 14,072 | 347.41 | 5.48% | |
| INE860A01027 | HCL Technologies Limited | IT - Software | 16,780 | 289.53 | 4.57% | |
| INE733E01010 | NTPC Limited | Power | 75,059 | 243.19 | 3.84% | |
| INE752E01010 | Power Grid Corporation of India Limited | Power | 71,806 | 216.60 | 3.42% | |
| INE081A01020 | Tata Steel Limited | Ferrous Metals | 1,31,350 | 176.82 | 2.79% | |
| INE669C01036 | Tech Mahindra Limited | IT - Software | 10,063 | 168.50 | 2.66% | |
| INE263A01024 | Bharat Electronics Limited | Aerospace & Defense | 56,692 | 165.91 | 2.62% | |
| INE213A01029 | Oil & Natural Gas Corporation Limited | Oil | 61,485 | 161.47 | 2.55% | |
| INE917I01010 | Bajaj Auto Limited | Automobiles | 1,759 | 155.63 | 2.46% | |
| INE522F01014 | Coal India Limited | Consumable Fuels | 35,954 | 142.34 | 2.25% | |
| INE721A01047 | Shriram Finance Limited | Finance | 22,155 | 120.47 | 1.90% | |
| INE205A01025 | Vedanta Limited | Diversified Metals | 26,871 | 118.61 | 1.87% | |
| INE118H01025 | BSE Limited | Capital Markets | 2,149 | 114.02 | 1.80% | |
| INE134E01011 | Power Finance Corporation Limited | Finance | 23,047 | 97.37 | 1.54% | |
| INE216A01030 | Britannia Industries Limited | Food Products | 1,868 | 95.82 | 1.51% | |
| INE158A01026 | Hero MotoCorp Limited | Automobiles | 2,055 | 89.17 | 1.41% | |
| INE020B01018 | REC Limited | Finance | 19,771 | 88.94 | 1.40% | |
| INE029A01011 | Bharat Petroleum Corporation Limited | Petroleum Products | 30,680 | 80.11 | 1.26% | |
| INE242A01010 | Indian Oil Corporation Limited | Petroleum Products | 59,381 | 76.30 | 1.20% | |
| INE129A01019 | GAIL (India) Limited | Gas | 42,807 | 75.82 | 1.20% | |
| INE028A01039 | Bank of Baroda | Banks | 29,527 | 63.01 | 0.99% | |
| INE298A01020 | Cummins India Limited | Industrial Products | 2,146 | 62.54 | 0.99% | |
| INE127D01025 | HDFC Asset Management Company Limited | Capital Markets | 1,604 | 62.07 | 0.98% | |
| INE259A01022 | Colgate Palmolive (India) Limited | Personal Products | 2,098 | 59.20 | 0.93% | |
| INE356A01018 | Mphasis Limited | IT - Software | 1,792 | 51.39 | 0.81% | |
| INE476A01022 | Canara Bank | Banks | 53,364 | 49.77 | 0.79% | |
| INE053F01010 | Indian Railway Finance Corporation Limited | Finance | 28,285 | 42.69 | 0.67% | |
| INE848E01016 | NHPC Limited | Power | 50,093 | 40.35 | 0.64% | |
| INE347G01014 | Petronet LNG Limited | Gas | 11,865 | 37.52 | 0.59% | |
| INE274J01014 | Oil India Limited | Oil | 8,633 | 36.30 | 0.57% | |
| INE584A01023 | NMDC Limited | Minerals & Mining | 54,707 | 36.16 | 0.57% | |
| INE692A01016 | Union Bank of India | Banks | 30,584 | 35.32 | 0.56% | |
| INE881D01027 | Oracle Financial Services Software Limited | IT - Software | 374 | 34.12 | 0.54% | |
| INE562A01011 | Indian Bank | Banks | 5,593 | 31.08 | 0.49% | |
| INE139A01034 | National Aluminium Company Limited | Non - Ferrous Metals | 14,194 | 28.71 | 0.45% | |
| INE115A01026 | LIC Housing Finance Limited | Finance | 4,760 | 28.47 | 0.45% | |
| INE774D01024 | Mahindra & Mahindra Financial Services Limited | Finance | 9,366 | 26.69 | 0.42% | |
| INE114A01011 | Steel Authority of India Limited | Ferrous Metals | 22,882 | 24.58 | 0.39% | |
| INE203G01027 | Indraprastha Gas Limited | Gas | 11,104 | 22.41 | 0.35% | |
| INE379A01028 | ITC Hotels Limited | Leisure Services | 13,667 | 22.27 | 0.35% | |
| INE084A01016 | Bank of India | Banks | 19,234 | 21.64 | 0.34% | |
| INE732I01013 | Angel One Limited | Capital Markets | 918 | 21.54 | 0.34% | |
| INE267A01025 | Hindustan Zinc Limited | Non - Ferrous Metals | 4,720 | 21.25 | 0.34% | |
| INE136B01020 | Cyient Limited | IT - Services | 1,338 | 19.46 | 0.31% | |
| INE140A01024 | Piramal Enterprises Limited | Finance | 1,890 | 19.34 | 0.31% | |
| INE522D01027 | Manappuram Finance Limited | Finance | 8,689 | 17.03 | 0.27% | |
| INE172A01027 | Castrol India Limited | Petroleum Products | 7,659 | 13.59 | 0.21% | |
| | **Subtotal** | | | **6,320.97** | **99.76%** | |
| | **(b) UNLISTED** | | | **NIL** | **NIL** | **NIL** |
| | **Subtotal** | | | **NIL** | **NIL** | **NIL** |
| | **Total** | | | **6,320.97** | **99.76%** | |
| | **Money Market Instruments** | | | | | |
| | **Triparty Repo/ Reverse Repo Instrument** | | | | | |
| | Triparty Repo | | | 11.97 | 0.19% | |
| | **Total** | | | **11.97** | **0.19%** | |
| | **OTHERS** | | | | | |
| | Cash Margin - CCIL | | | 0.07 | $0.00% | |
| | **Total** | | | **0.07** | **0.00%** | |
| | **Net Current Assets** | | | **3.76** | **0.05%** | |
| | **GRAND TOTAL** | | | **6,336.77** | **100.00%** | |

**$ Less Than 0.01% of NAV**

**SCHEME RISK-O-METER**

**BENCHMARK NAME - NIFTY DIVIDEND OPPORTUNITIES 50 TRI**
**BENCHMARK RISK-O-METER**

Data Classification: Public

**Nippon India Strategic Debt Fund (An open ended medium term debt scheme investing in instruments such that the Macaulay duration of the portfolio is between 3 to 4 years. Relatively High interest rate risk and Relatively High Credit Risk.)**

Index

**Monthly Portfolio Statement as on January 31,2025**

| ISIN | Name of the Instrument | Industry / Rating | Quantity | Market/Fair Value ( Rs. in Lacs) | % to NAV | YIELD |
|---|---|---|---|---|---|---|
| | **Debt Instruments** | | | | | |
| | **(a) Listed / awaiting listing on Stock Exchange** | | | | | |
| | **Government Securities** | | | | | |
| IN0020230077 | 7.18% Government of India | SOVEREIGN | 25,00,000 | 2,570.53 | 22.41% | 6.96% |
| IN0020240027 | 7.23% Government of India | SOVEREIGN | 5,00,000 | 517.67 | 4.51% | 6.95% |
| IN0020210012 | 5.63% Government of India | SOVEREIGN | 3,51,700 | 347.90 | 3.03% | 6.68% |
| | **Non Convertible Debentures** | | | | | |
| INE507T07062 | 6.59% Summit Digitel Infrastructure Limited** | CRISIL AAA | 80 | 788.94 | 6.88% | 7.89% |
| INE432R07414 | 9.25% Shriram Housing Finance Limited** | CRISIL AA | 500 | 503.49 | 4.39% | 9.11% |
| INE233A08089 | 8.29% Godrej Industries Limited** | CRISIL AA+ | 500 | 500.67 | 4.37% | 8.21% |
| INE883F07306 | 8.5% Aadhar Housing Finance Limited** | FITCH AA | 500 | 500.34 | 4.36% | 8.38% |
| INE055A08060 | 8.55% Aditya Birla Real Estate Limited** | CRISIL AA | 500 | 499.94 | 4.36% | 8.53% |
| INE019A08033 | 8.25% JSW Steel Limited** | ICRA AA | 50 | 499.36 | 4.35% | 8.33% |
| INE522D07CD6 | 8.8% Manappuram Finance Limited** | CRISIL AA | 500 | 499.03 | 4.35% | 8.86% |
| INE657H08035 | 9.75% Delhi International Airport Limited** | ICRA AA- | 400 | 405.63 | 3.54% | 9.60% |
| INE896L07934 | 9.85% IndoStar Capital Finance Limited** | CRISIL AA- | 400 | 399.21 | 3.48% | 10.46% |
| INE121A08PP7 | 9.1% Cholamandalam Investment and Finance Company Ltd** | ICRA AA+ | 300 | 301.15 | 2.63% | 9.00% |
| INE03W107249 | 9.65% Arka Fincap Limited** | CRISIL AA | 30,000 | 300.85 | 2.62% | 9.49% |
| INE442H08040 | 8.75% Ashoka Buildcon Limited** | CARE AA- | 300 | 298.16 | 2.60% | 9.53% |
| INE1C3207016 | 9.35% Telangana State Industrial Infrastructure Corporation Limited | FITCH AA(CE) | 50 | 51.42 | 0.45% | 9.20% |
| INE1C3207024 | 9.35% Telangana State Industrial Infrastructure Corporation Limited | FITCH AA(CE) | 50 | 51.31 | 0.45% | 9.21% |
| INE1C3207040 | 9.35% Telangana State Industrial Infrastructure Corporation Limited | FITCH AA(CE) | 50 | 51.22 | 0.45% | 9.15% |
| INE1C3207032 | 9.35% Telangana State Industrial Infrastructure Corporation Limited | FITCH AA(CE) | 50 | 51.22 | 0.45% | 9.20% |
| INE1C3207065 | 9.35% Telangana State Industrial Infrastructure Corporation Limited | FITCH AA(CE) | 50 | 51.01 | 0.44% | 9.18% |
| INE1C3207073 | 9.35% Telangana State Industrial Infrastructure Corporation Limited | FITCH AA(CE) | 50 | 50.91 | 0.44% | 9.15% |
| INE1C3207081 | 9.35% Telangana State Industrial Infrastructure Corporation Limited | FITCH AA(CE) | 50 | 50.68 | 0.44% | 9.20% |
| INE1C3207057 | 9.35% Telangana State Industrial Infrastructure Corporation Limited | FITCH AA(CE) | 50 | 50.46 | 0.44% | 9.24% |
| | **Zero Coupon Bonds** | | | | | |
| INE0H7R07066 | National Highways Infra Trust** | CARE AAA | 250 | 127.75 | 1.11% | 7.75% |
| INE0H7R07058 | National Highways Infra Trust** | CARE AAA | 250 | 118.56 | 1.03% | 7.75% |
| | **Subtotal** | | | **9,587.41** | **83.58%** | |
| | **(b) Privately placed / Unlisted** | | | **NIL** | **NIL** | **NIL** |
| | **Subtotal** | | | **NIL** | **NIL** | **NIL** |
| | **(c) Securitised Debt** | | | | | |
| INE0UQJ15015 | Vajra Trust** | ICRA AA+(SO) | 5 | 324.06 | 2.83% | 10.21% |
| INE0REK15015 | Sansar Trust** | ICRA AAA(SO) | 74 | 110.16 | 0.96% | 9.20% |
| | **Subtotal** | | | **434.22** | **3.79%** | |
| | **Total** | | | **10,021.63** | **87.37%** | |
| | **Money Market Instruments** | | | | | |
| | **Triparty Repo/ Reverse Repo Instrument** | | | | | |
| | Triparty Repo | | | 1,227.76 | 10.71% | |
| | **Total** | | | **1,227.76** | **10.71%** | |
| | **Alternative Investment Fund Units** | | | | | |
| INF0RQ622028 | Corporate Debt Market Development Fund Class A2 | | 418 | 45.64 | 0.40% | |
| | **Subtotal** | | | **45.64** | **0.40%** | |
| | **Total** | | | **45.64** | **0.40%** | |
| | **OTHERS** | | | | | |
| | Cash Margin - CCIL | | | 2.79 | 0.02% | |
| | **Total** | | | **2.79** | **0.02%** | |
| | **Net Current Assets** | | | **170.32** | **1.50%** | |
| | **GRAND TOTAL** | | | **11,468.14** | **100.00%** | |

**** Non Traded Securities/Illiquid Securities**

**Nippon India Mutual Fund has segregated debt securities of Yes Bank Limited from portfolio of the scheme due to rating downgrade by ICRA to "D" on March 6, 2020.**

**NIPPON INDIA STRATEGIC DEBT FUND-SEGREGATED PORTFOLIO 2**

| ISIN | Name of the Instrument | Industry / Rating | Quantity | Market/Fair Value ( Rs. in Lacs) | % to NAV |
|---|---|---|---|---|---|
| | **Debt Instruments** | | | | |
| | **(a) Listed / awaiting listing on Stock Exchange** | | | | |
| | **Non Convertible Debentures** | | | | |
| INE528G08352 | 9.5% Yes Bank Limited **# | ICRA D | 320 | 0.00 | $0.00% |
| INE528G08394 | 9% Yes Bank Limited **# | ICRA D | 5,700 | 0.00 | $0.00% |
| | **Subtotal** | | | **0.00** | **0.00%** |
| | **(b) Privately placed / Unlisted** | | | **NIL** | **NIL** |
| | **Subtotal** | | | **NIL** | **NIL** |
| | **(c) Securitised Debt** | | | | |
| | **Subtotal** | | | **NIL** | **NIL** |
| | **Total** | | | **0.00** | **0.00%** |
| | **Net Current Assets** | | | **0.00** | **100.00%** |
| | **GRAND TOTAL** | | | **0.00** | **100.00%** |

**** Non Traded Securities/Illiquid Securities**

**$ Less Than 0.01% of NAV**

**# Securities classified as below investment grade or default**

**SCHEME RISK-O-METER**

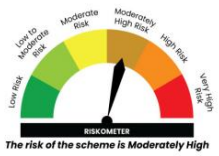


*The risk of the scheme is Moderately High*

**BENCHMARK NAME - CRISIL MEDIUM DURATION DEBT A-III INDEX**

**BENCHMARK RISK-O-METER**

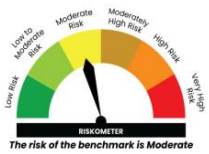


*The risk of the benchmark is Moderate*

Data Classification: Public

**NIPPON INDIA JAPAN EQUITY FUND (An open ended equity scheme following Japan focused theme)**

Index

**Monthly Portfolio Statement as on January 31,2025**

| ISIN | Name of the Instrument | Industry / Rating | Quantity | Market/Fair Value ( Rs. in Lacs) | % to NAV | YIELD |
|---|---|---|---|---|---|---|
| | **Equity & Equity related** | | | | | |
| | **(a) Listed Foreign Securities/Overseas ETFs** | | | | | |
| JP3835250006 | BayCurrent Consulting Inc | Research & Consulting Services | 27,500 | 1,022.60 | 3.77% | |
| JP3893200000 | Mitsui Fudosan Co | Diversified Real Estate Activities | 1,21,000 | 954.40 | 3.52% | |
| JP3304200003 | Komatsu Ltd | Construction Machinery & Heavy Transportation Equipment | 34,900 | 924.94 | 3.41% | |
| JP3633400001 | Toyota Motor Corp | Automobile Manufacturers | 55,100 | 916.85 | 3.38% | |
| JP3902900004 | Mitsubishi UFJ Financial Group Inc | Diversified Banks | 80,300 | 889.06 | 3.28% | |
| JP3571400005 | Tokyo Electron Ltd | Semiconductor Materials & Equipment | 6,000 | 879.86 | 3.24% | |
| JP3236200006 | Keyence Corp | Electronic Equipment & Instruments | 2,300 | 865.56 | 3.19% | |
| JP3116000005 | Asahi Group Holdings Ltd | Brewers | 90,500 | 852.84 | 3.14% | |
| JP3505000004 | Daiwa House Industry | Diversified Real Estate Activities | 31,000 | 849.69 | 3.13% | |
| JP3435000009 | Sony Group Corporation | Consumer Electronics | 44,000 | 847.01 | 3.12% | |
| JP3481800005 | Daikin Industries Ltd | Building Products | 8,100 | 832.67 | 3.07% | |
| JP3551500006 | DENSO CORP | Automotive Parts & Equipment | 68,900 | 831.86 | 3.07% | |
| JP3407400005 | Sumitomo Elec Indust | Automotive Parts & Equipment | 50,500 | 823.07 | 3.03% | |
| JP3476480003 | Dai-ichi Life Holdings Inc | Life & Health Insurance | 34,500 | 822.64 | 3.03% | |
| JP3783600004 | East Japan Railway | Rail Transportation | 52,800 | 819.78 | 3.02% | |
| JP3788600009 | Hitachi Ltd | Industrial Conglomerates | 36,800 | 812.61 | 3.00% | |
| JP3735400008 | NTT Corp | Integrated Telecommunication Services | 9,50,300 | 812.04 | 2.99% | |
| JP3753000003 | Nippon Yusen Kabushiki Kaisha | Marine Transportation | 29,700 | 811.73 | 2.99% | |
| JP3200450009 | Orix Corporation | Diversified Financial Services | 43,600 | 804.42 | 2.96% | |
| JP3970300004 | Recruit Holdings Co Ltd | Human Resource & Employment Services | 13,100 | 801.25 | 2.95% | |
| JP3119600009 | Ajinomoto Co Inc | Packaged Foods & Meats | 22,700 | 793.30 | 2.92% | |
| JP3893600001 | Mitsui & Co Ltd | Trading Companies & Distributors | 45,600 | 787.48 | 2.90% | |
| JP3734800000 | Nidec Corporation | Electrical Components & Equipment | 52,300 | 787.14 | 2.90% | |
| JP3538800008 | TDK Corp | Electronic Components | 73,800 | 779.92 | 2.87% | |
| JP3802300008 | Fast Retailing Co Ltd | Apparel Retail | 2,700 | 771.02 | 2.84% | |
| JP3205800000 | Kao Corporation | Personal Care Products | 22,200 | 768.00 | 2.83% | |
| JP3162600005 | SMC Corp | Industrial Machinery & Supplies & Components | 2,300 | 757.83 | 2.79% | |
| JP3756100008 | Nitori Holdings Co Ltd | Homefurnishing Retail | 7,400 | 752.43 | 2.77% | |
| JP3910660004 | Tokio Marine Holdings Inc | Property & Casualty Insurance | 26,000 | 750.76 | 2.77% | |
| JP3371200001 | Shin Etsu Chemical Co | Specialty Chemicals | 27,100 | 739.60 | 2.73% | |
| | **Subtotal** | | | **24,862.36** | **91.61%** | |
| | **(b) UNLISTED** | | | **NIL** | **NIL** | **NIL** |
| | **Subtotal** | | | **NIL** | **NIL** | **NIL** |
| | **Total** | | | **24,862.36** | **91.61%** | |
| | **Money Market Instruments** | | | | | |
| | **Triparty Repo/ Reverse Repo Instrument** | | | | | |
| | Triparty Repo | | | 2,295.29 | 8.46% | |
| | **Total** | | | **2,295.29** | **8.46%** | |
| | **OTHERS** | | | | | |
| | Cash Margin - CCIL | | | 12.53 | 0.05% | |
| | **Total** | | | **12.53** | **0.05%** | |
| | **Net Current Assets** | | | **(38.71)** | **-0.12%** | |
| | **GRAND TOTAL** | | | **27,131.47** | **100.00%** | |

**SCHEME RISK-O-METER**

**BENCHMARK NAME - S&P JAPAN 500 TRI**
**BENCHMARK RISK-O-METER**

Data Classification: Public

**Nippon India ETF BSE Sensex (An Open Ended Index Exchange Traded Fund)**

Index

**Monthly Portfolio Statement as on January 31,2025**

| ISIN | Name of the Instrument | Industry / Rating | Quantity | Market/Fair Value ( Rs. in Lacs) | % to NAV | YIELD |
|---|---|---|---|---|---|---|
| | **Equity & Equity related** | | | | | |
| | **(a) Listed / awaiting listing on Stock Exchanges** | | | | | |
| INE040A01034 | HDFC Bank Limited | Banks | 1,12,57,596 | 1,91,294.70 | 14.26% | |
| INE090A01021 | ICICI Bank Limited | Banks | 1,04,96,721 | 1,31,476.68 | 9.80% | |
| INE002A01018 | Reliance Industries Limited | Petroleum Products | 1,00,66,779 | 1,27,334.69 | 9.49% | |
| INE009A01021 | Infosys Limited | IT - Software | 53,74,466 | 1,01,042.65 | 7.53% | |
| INE397D01024 | Bharti Airtel Limited | Telecom - Services | 39,82,004 | 64,777.25 | 4.83% | |
| INE018A01030 | Larsen & Toubro Limited | Construction | 17,38,793 | 62,026.22 | 4.62% | |
| INE467B01029 | Tata Consultancy Services Limited | IT - Software | 15,07,192 | 61,930.52 | 4.62% | |
| INE154A01025 | ITC Limited | Diversified FMCG | 1,37,73,003 | 61,641.07 | 4.59% | |
| INE062A01020 | State Bank of India | Banks | 57,09,573 | 44,140.71 | 3.29% | |
| INE238A01034 | Axis Bank Limited | Banks | 42,35,433 | 41,778.31 | 3.11% | |
| INE237A01028 | Kotak Mahindra Bank Limited | Banks | 21,88,962 | 41,648.29 | 3.10% | |
| INE101A01026 | Mahindra & Mahindra Limited | Automobiles | 13,13,689 | 39,300.98 | 2.93% | |
| INE030A01027 | Hindustan Unilever Limited | Diversified FMCG | 13,28,341 | 32,827.29 | 2.45% | |
| INE296A01024 | Bajaj Finance Limited | Finance | 4,14,425 | 32,679.69 | 2.44% | |
| INE044A01036 | Sun Pharmaceutical Industries Limited | Pharmaceuticals & Biotechnology | 16,06,424 | 28,001.58 | 2.09% | |
| INE860A01027 | HCL Technologies Limited | IT - Software | 15,74,684 | 27,166.45 | 2.02% | |
| INE585B01010 | Maruti Suzuki India Limited | Automobiles | 1,96,511 | 24,187.36 | 1.80% | |
| INE733E01010 | NTPC Limited | Power | 70,69,198 | 22,921.87 | 1.71% | |
| INE155A01022 | Tata Motors Limited | Automobiles | 31,21,660 | 22,351.09 | 1.67% | |
| INE758T01015 | Zomato Limited | Retailing | 1,00,99,036 | 22,253.23 | 1.66% | |
| INE280A01028 | Titan Company Limited | Consumer Durables | 6,20,692 | 21,660.29 | 1.61% | |
| INE752E01010 | Power Grid Corporation of India Limited | Power | 67,80,414 | 20,466.68 | 1.53% | |
| INE481G01011 | UltraTech Cement Limited | Cement & Cement Products | 1,67,536 | 19,272.17 | 1.44% | |
| INE081A01020 | Tata Steel Limited | Ferrous Metals | 1,22,58,197 | 16,505.66 | 1.23% | |
| INE669C01036 | Tech Mahindra Limited | IT - Software | 9,46,304 | 15,845.39 | 1.18% | |
| INE021A01026 | Asian Paints Limited | Consumer Durables | 6,70,712 | 15,433.42 | 1.15% | |
| INE918I01026 | Bajaj Finserv Limited | Finance | 8,07,767 | 14,032.12 | 1.05% | |
| INE239A01024 | Nestle India Limited | Food Products | 5,30,617 | 12,273.44 | 0.91% | |
| INE742F01042 | Adani Ports and Special Economic Zone Limited | Transport Infrastructure | 10,92,666 | 12,014.96 | 0.90% | |
| INE095A01012 | IndusInd Bank Limited | Banks | 9,85,128 | 9,773.95 | 0.73% | |
| INE379A01028 | ITC Hotels Limited | Leisure Services | 13,77,183 | 2,267.53 | 0.17% | |
| | **Subtotal** | | | **13,40,326.24** | **99.91%** | |
| | **(b) UNLISTED** | | | **NIL** | **NIL** | **NIL** |
| | **Subtotal** | | | **NIL** | **NIL** | **NIL** |
| | **Total** | | | **13,40,326.24** | **99.91%** | |
| | **Money Market Instruments** | | | | | |
| | **Triparty Repo/ Reverse Repo Instrument** | | | | | |
| | Triparty Repo | | | 1,778.68 | 0.13% | |
| | **Total** | | | **1,778.68** | **0.13%** | |
| | **OTHERS** | | | | | |
| | Cash Margin - CCIL | | | 9.72 | $0.00% | |
| | **Total** | | | **9.72** | **0.00%** | |
| | **Net Current Assets** | | | **(502.17)** | **-0.04%** | |
| | **GRAND TOTAL** | | | **13,41,612.47** | **100.00%** | |

**$ Less Than 0.01% of NAV**

**SCHEME RISK-O-METER**

**BENCHMARK NAME - BSE SENSEX TRI**
**BENCHMARK RISK-O-METER**

Data Classification: Public

**NIPPON INDIA RETIREMENT FUND - WEALTH CREATION SCHEME (An open ended retirement solution oriented scheme having a lock-in of 5 years or till retirement age (whichever is earlier))**

Index

**Monthly Portfolio Statement as on January 31,2025**

| ISIN | Name of the Instrument | Industry / Rating | Quantity | Market/Fair Value ( Rs. in Lacs) | % to NAV | YIELD |
|---|---|---|---|---|---|---|
| | **Equity & Equity related** | | | | | |
| | **(a) Listed / awaiting listing on Stock Exchanges** | | | | | |
| INE090A01021 | ICICI Bank Limited | Banks | 20,00,000 | 25,056.00 | 8.11% | |
| INE040A01034 | HDFC Bank Limited | Banks | 12,00,000 | 20,385.00 | 6.60% | |
| INE009A01021 | Infosys Limited | IT - Software | 9,30,000 | 17,482.14 | 5.66% | |
| INE002A01018 | Reliance Industries Limited | Petroleum Products | 10,00,000 | 12,651.00 | 4.10% | |
| INE062A01020 | State Bank of India | Banks | 13,50,000 | 10,434.15 | 3.38% | |
| INE018A01030 | Larsen & Toubro Limited | Construction | 2,80,000 | 9,988.72 | 3.23% | |
| INE238A01034 | Axis Bank Limited | Banks | 9,50,000 | 9,367.95 | 3.03% | |
| INE101A01026 | Mahindra & Mahindra Limited | Automobiles | 3,10,000 | 9,268.54 | 3.00% | |
| INE296A01024 | Bajaj Finance Limited | Finance | 1,10,000 | 8,673.61 | 2.81% | |
| INE397D01024 | Bharti Airtel Limited | Telecom - Services | 5,25,000 | 8,538.08 | 2.76% | |
| INE467B01029 | Tata Consultancy Services Limited | IT - Software | 1,90,001 | 7,813.60 | 2.53% | |
| INE733E01010 | NTPC Limited | Power | 22,00,000 | 7,128.00 | 2.31% | |
| INE134E01011 | Power Finance Corporation Limited | Finance | 16,00,000 | 6,760.00 | 2.19% | |
| INE775A01035 | Samvardhana Motherson International Limited | Auto Components | 40,00,000 | 5,650.40 | 1.83% | |
| INE935N01020 | Dixon Technologies (India) Limited | Consumer Durables | 37,000 | 5,544.80 | 1.80% | |
| INE030A01027 | Hindustan Unilever Limited | Diversified FMCG | 2,10,000 | 5,184.48 | 1.68% | |
| INE758T01015 | Zomato Limited | Retailing | 23,00,000 | 5,068.05 | 1.64% | |
| INE481G01011 | UltraTech Cement Limited | Cement & Cement Products | 44,000 | 5,054.48 | 1.64% | |
| INE765G01017 | ICICI Lombard General Insurance Company Limited | Insurance | 2,50,000 | 4,646.25 | 1.50% | |
| INE123W01016 | SBI Life Insurance Company Limited | Insurance | 3,00,000 | 4,450.80 | 1.44% | |
| INE280A01028 | Titan Company Limited | Consumer Durables | 1,25,000 | 4,362.81 | 1.41% | |
| INE854D01024 | United Spirits Limited | Beverages | 3,00,000 | 4,272.00 | 1.38% | |
| INE214T01019 | LTIMindtree Limited | IT - Software | 71,733 | 4,242.40 | 1.37% | |
| INE298A01020 | Cummins India Limited | Industrial Products | 1,45,522 | 4,240.58 | 1.37% | |
| INE205A01025 | Vedanta Limited | Diversified Metals | 9,50,000 | 4,193.30 | 1.36% | |
| INE038A01020 | Hindalco Industries Limited | Non - Ferrous Metals | 7,00,000 | 4,160.10 | 1.35% | |
| INE791I01019 | Brigade Enterprises Limited | Realty | 3,50,000 | 4,098.68 | 1.33% | |
| INE226A01021 | Voltas Limited | Consumer Durables | 3,25,000 | 4,097.76 | 1.33% | |
| INE074A01025 | Praj Industries Limited | Industrial Manufacturing | 6,00,000 | 3,789.60 | 1.23% | |
| INE230A01023 | EIH Limited | Leisure Services | 10,00,000 | 3,705.00 | 1.20% | |
| INE00WC01027 | Affle (India) Limited | IT - Services | 2,43,425 | 3,670.73 | 1.19% | |
| INE646L01027 | InterGlobe Aviation Limited | Transport Services | 80,000 | 3,459.48 | 1.12% | |
| INE589A01014 | NLC India Limited | Power | 15,00,000 | 3,328.80 | 1.08% | |
| INE055S01018 | Cyient Dlm Ltd | Industrial Manufacturing | 6,47,042 | 3,158.54 | 1.02% | |
| INE326A01037 | Lupin Limited | Pharmaceuticals & Biotechnology | 1,50,000 | 3,120.68 | 1.01% | |
| INE127D01025 | HDFC Asset Management Company Limited | Capital Markets | 77,261 | 2,989.92 | 0.97% | |
| INE066F01020 | Hindustan Aeronautics Limited | Aerospace & Defense | 73,002 | 2,873.94 | 0.93% | |
| INE171A01029 | The Federal Bank Limited | Banks | 15,00,000 | 2,808.15 | 0.91% | |
| INE522F01014 | Coal India Limited | Consumable Fuels | 7,00,000 | 2,771.30 | 0.90% | |
| INE347G01014 | Petronet LNG Limited | Gas | 8,00,000 | 2,529.60 | 0.82% | |
| INE168P01015 | Emcure Pharmaceuticals Limited | Pharmaceuticals & Biotechnology | 1,97,860 | 2,430.71 | 0.79% | |
| INE299U01018 | Crompton Greaves Consumer Electricals Limited | Consumer Durables | 7,00,000 | 2,403.80 | 0.78% | |
| INE918Z01012 | Kaynes Technology India Limited | Industrial Manufacturing | 50,000 | 2,396.18 | 0.78% | |
| INE358A01014 | Abbott India Limited | Pharmaceuticals & Biotechnology | 9,000 | 2,355.60 | 0.76% | |
| INE858B01029 | ISGEC Heavy Engineering Limited | Construction | 2,00,000 | 2,316.30 | 0.75% | |
| INE196A01026 | Marico Limited | Agricultural Food & other Products | 3,43,774 | 2,305.52 | 0.75% | |
| INE669C01036 | Tech Mahindra Limited | IT - Software | 1,37,214 | 2,297.58 | 0.74% | |
| INE761H01022 | Page Industries Limited | Textiles & Apparels | 5,000 | 2,236.18 | 0.72% | |
| INE191H01014 | PVR INOX Limited | Entertainment | 2,00,000 | 2,181.00 | 0.71% | |
| INE930H01031 | K.P.R. Mill Limited | Textiles & Apparels | 2,30,000 | 2,143.60 | 0.69% | |
| INE540L01014 | Alkem Laboratories Limited | Pharmaceuticals & Biotechnology | 40,000 | 2,025.22 | 0.66% | |
| INE099Z01011 | Mishra Dhatu Nigam Limited | Aerospace & Defense | 5,93,734 | 1,948.34 | 0.63% | |
| INE571A01038 | IPCA Laboratories Limited | Pharmaceuticals & Biotechnology | 1,29,234 | 1,865.23 | 0.60% | |
| INE570A01022 | ION Exchange (India) Limited | Other Utilities | 3,00,000 | 1,744.95 | 0.56% | |
| INE686F01025 | United Breweries Limited | Beverages | 80,000 | 1,716.80 | 0.56% | |
| INE068V01023 | Gland Pharma Limited | Pharmaceuticals & Biotechnology | 1,10,000 | 1,677.23 | 0.54% | |
| INE0KQN01018 | Bajel Projects Limited | Electrical Equipment | 6,62,912 | 1,607.89 | 0.52% | |
| INE095A01012 | IndusInd Bank Limited | Banks | 1,60,000 | 1,585.92 | 0.51% | |
| INE010B01027 | Zydus Lifesciences Limited | Pharmaceuticals & Biotechnology | 1,60,000 | 1,552.40 | 0.50% | |
| INE004A01022 | Protean eGov Technologies Limited | IT - Services | 85,000 | 1,290.81 | 0.42% | |
| INE323A01026 | Bosch Limited | Auto Components | 4,000 | 1,149.17 | 0.37% | |
| INE121J01017 | Indus Towers Limited | Telecom - Services | 3,00,000 | 1,041.60 | 0.34% | |
| INE839M01018 | Schneider Electric Infrastructure Limited | Electrical Equipment | 1,50,000 | 1,024.20 | 0.33% | |
| INE404A01024 | Aditya Birla Sun Life AMC Limited | Capital Markets | 1,39,256 | 951.26 | 0.31% | |
| INE340A01012 | Birla Corporation Limited | Cement & Cement Products | 70,000 | 817.25 | 0.26% | |
| INE073K01018 | Sona BLW Precision Forgings Limited | Auto Components | 1,30,000 | 655.59 | 0.21% | |
| | **Subtotal** | | | **3,06,739.75** | **99.31%** | |
| | **(b) UNLISTED** | | | **NIL** | **NIL** | **NIL** |
| | **Subtotal** | | | **NIL** | **NIL** | **NIL** |
| | **Total** | | | **3,06,739.75** | **99.31%** | |
| | **Debt Instruments** | | | | | |
| | **(a) Listed / awaiting listing on Stock Exchange** | | | | | |
| | **Non Convertible Debentures** | | | | | |
| INE528G08394 | 9% Yes Bank Limited**# | ICRA D | 500 | 0.00 | $0.00% | |
| | **Subtotal** | | | **0.00** | **0.00%** | |
| | **(b) Privately placed / Unlisted** | | | **NIL** | **NIL** | **NIL** |
| | **Subtotal** | | | **NIL** | **NIL** | **NIL** |
| | **(c) Securitised Debt** | | | | | |
| | **Subtotal** | | | **NIL** | **NIL** | |
| | **Total** | | | **0.00** | **0.00%** | |
| | **Money Market Instruments** | | | | | |
| | **Triparty Repo/ Reverse Repo Instrument** | | | | | |
| | Triparty Repo | | | 2,289.25 | 0.74% | |
| | **Total** | | | **2,289.25** | **0.74%** | |
| | **OTHERS** | | | | | |
| | Cash Margin - CCIL | | | 12.50 | $0.00% | |
| | **Total** | | | **12.50** | **0.00%** | |
| | **Net Current Assets** | | | **(139.95)** | **-0.05%** | |
| | **GRAND TOTAL** | | | **3,08,901.55** | **100.00%** | |

**** Non Traded Securities/Illiquid Securities**
**$ Less Than 0.01% of NAV**
**# Securities classified as below investment grade or default**

**SCHEME RISK-O-METER**

**BENCHMARK NAME - BSE 500 TRI**
**BENCHMARK RISK-O-METER**

Data Classification: Public

**NIPPON INDIA RETIREMENT FUND - INCOME GENERATION SCHEME (An open ended retirement solution oriented scheme having a lock-in of 5 years or till retirement age (whichever is earlier))**

Index

**Monthly Portfolio Statement as on January 31,2025**

| ISIN | Name of the Instrument | Industry / Rating | Quantity | Market/Fair Value ( Rs. in Lacs) | % to NAV | YIELD |
|---|---|---|---|---|---|---|
| | **Equity & Equity related** | | | | | |
| | **(a) Listed / awaiting listing on Stock Exchanges** | | | | | |
| INE090A01021 | ICICI Bank Limited | Banks | 27,000 | 338.26 | 2.21% | |
| INE040A01034 | HDFC Bank Limited | Banks | 18,500 | 314.27 | 2.05% | |
| INE002A01018 | Reliance Industries Limited | Petroleum Products | 18,000 | 227.72 | 1.49% | |
| INE062A01020 | State Bank of India | Banks | 27,000 | 208.68 | 1.36% | |
| INE467B01029 | Tata Consultancy Services Limited | IT - Software | 4,881 | 200.73 | 1.31% | |
| INE009A01021 | Infosys Limited | IT - Software | 10,000 | 187.98 | 1.23% | |
| INE018A01030 | Larsen & Toubro Limited | Construction | 4,750 | 169.45 | 1.11% | |
| INE935N01020 | Dixon Technologies (India) Limited | Consumer Durables | 1,000 | 149.86 | 0.98% | |
| INE238A01034 | Axis Bank Limited | Banks | 13,000 | 128.19 | 0.84% | |
| INE733E01010 | NTPC Limited | Power | 35,000 | 113.40 | 0.74% | |
| INE758T01015 | Zomato Limited | Retailing | 43,000 | 94.75 | 0.62% | |
| INE075A01022 | Wipro Limited | IT - Software | 30,000 | 93.57 | 0.61% | |
| INE775A01035 | Samvardhana Motherson International Limited | Auto Components | 64,000 | 90.41 | 0.59% | |
| INE101A01026 | Mahindra & Mahindra Limited | Automobiles | 3,000 | 89.70 | 0.59% | |
| INE298A01020 | Cummins India Limited | Industrial Products | 3,000 | 87.42 | 0.57% | |
| INE686F01025 | United Breweries Limited | Beverages | 3,900 | 83.69 | 0.55% | |
| INE299U01018 | Crompton Greaves Consumer Electricals Limited | Consumer Durables | 20,000 | 68.68 | 0.45% | |
| INE917I01010 | Bajaj Auto Limited | Automobiles | 750 | 66.36 | 0.43% | |
| INE030A01027 | Hindustan Unilever Limited | Diversified FMCG | 2,500 | 61.72 | 0.40% | |
| INE918Z01012 | Kaynes Technology India Limited | Industrial Manufacturing | 1,123 | 53.82 | 0.35% | |
| INE123W01016 | SBI Life Insurance Company Limited | Insurance | 3,500 | 51.93 | 0.34% | |
| INE765G01017 | ICICI Lombard General Insurance Company Limited | Insurance | 2,600 | 48.32 | 0.32% | |
| INE099Z01011 | Mishra Dhatu Nigam Limited | Aerospace & Defense | 13,931 | 45.71 | 0.30% | |
| INE974X01010 | Tube Investments of India Limited | Auto Components | 1,200 | 39.87 | 0.26% | |
| INE044A01036 | Sun Pharmaceutical Industries Limited | Pharmaceuticals & Biotechnology | 2,000 | 34.88 | 0.23% | |
| INE055S01018 | Cyient Dlm Ltd | Industrial Manufacturing | 6,000 | 29.29 | 0.19% | |
| INE340A01012 | Birla Corporation Limited | Cement & Cement Products | 2,000 | 23.35 | 0.15% | |
| INE437A01024 | Apollo Hospitals Enterprise Limited | Healthcare Services | 300 | 20.43 | 0.13% | |
| | **Subtotal** | | | **3,122.44** | **20.40%** | |
| | **(b) UNLISTED** | | | **NIL** | **NIL** | **NIL** |
| | **Subtotal** | | | **NIL** | **NIL** | **NIL** |
| | **Total** | | | **3,122.44** | **20.40%** | |
| | **Debt Instruments** | | | | | |
| | **(a) Listed / awaiting listing on Stock Exchange** | | | | | |
| | **Government Securities** | | | | | |
| IN0020160068 | 7.06% Government of India | SOVEREIGN | 45,15,000 | 4,554.17 | 29.74% | 7.10% |
| IN0020190024 | 7.62% Government of India | SOVEREIGN | 25,00,000 | 2,681.33 | 17.51% | 6.94% |
| IN0020150044 | 8.13% Government of India | SOVEREIGN | 21,10,000 | 2,384.75 | 15.57% | 7.05% |
| IN0020220151 | 7.26% Government of India | SOVEREIGN | 10,00,000 | 1,031.21 | 6.73% | 6.86% |
| IN0020140078 | 8.17% Government of India | SOVEREIGN | 6,50,000 | 736.14 | 4.81% | 7.05% |
| IN0020120062 | 8.3% Government of India | SOVEREIGN | 2,13,600 | 243.34 | 1.59% | 7.05% |
| IN0020110063 | 8.83% Government of India | SOVEREIGN | 1,00,700 | 119.69 | 0.78% | 7.04% |
| | **Subtotal** | | | **11,750.63** | **76.73%** | |
| | **(b) Privately placed / Unlisted** | | | **NIL** | **NIL** | **NIL** |
| | **Subtotal** | | | **NIL** | **NIL** | **NIL** |
| | **(c) Securitised Debt** | | | | | |
| | **Subtotal** | | | **NIL** | **NIL** | |
| | **Total** | | | **11,750.63** | **76.73%** | |
| | **Money Market Instruments** | | | | | |
| | **Triparty Repo/ Reverse Repo Instrument** | | | | | |
| | Triparty Repo | | | 243.25 | 1.59% | |
| | **Total** | | | **243.25** | **1.59%** | |
| | **OTHERS** | | | | | |
| | Cash Margin - CCIL | | | 6.74 | 0.04% | |
| | **Total** | | | **6.74** | **0.04%** | |
| | **Net Current Assets** | | | **192.73** | **1.24%** | |
| | **GRAND TOTAL** | | | **15,315.79** | **100.00%** | |

**SCHEME RISK-O-METER**

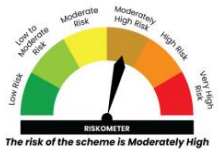


**BENCHMARK NAME - CRISIL HYBRID 85+15 - CONSERVATIVE INDEX**
**BENCHMARK RISK-O-METER**

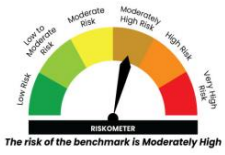

Data Classification: Public

**Nippon India Banking & Psu Debt Fund (An open ended debt scheme predominantly investing in Debt instruments of banks, Public Sector Undertakings, Public Financial Institutions and Municipal Bonds. Relatively High interest rate risk and moderate Credit Risk. )**

Index

**Monthly Portfolio Statement as on January 31,2025**

| ISIN | Name of the Instrument | Industry / Rating | Quantity | Market/Fair Value ( Rs. in Lacs) | %to NAV | YIELD |
|---|---|---|---|---|---|---|
| | **Debt Instruments** | | | | | |
| | **(a) Listed / awaiting listing on Stock Exchange** | | | | | |
| | **Floating Rate Note** | | | | | |
| INE134E07AP6 | Power Finance Corporation Limited** | CRISIL AAA | 8,10,000 | 8,095.78 | 1.42% | 7.51% |
| | **Government Securities** | | | | | |
| IN0020240019 | 7.1% Government of India | SOVEREIGN | 3,29,32,400 | 33,724.89 | 5.89% | 6.86% |
| IN0020240126 | 6.79% Government of India | SOVEREIGN | 2,95,00,000 | 29,694.58 | 5.19% | 6.81% |
| IN0020230077 | 7.18% Government of India | SOVEREIGN | 1,35,00,000 | 13,880.88 | 2.43% | 6.96% |
| IN0020240027 | 7.23% Government of India | SOVEREIGN | 1,10,00,000 | 11,388.78 | 1.99% | 6.95% |
| IN0020240134 | 6.92% Government of India | SOVEREIGN | 35,00,000 | 3,530.86 | 0.62% | 6.94% |
| IN0020230036 | 7.17% Government of India | SOVEREIGN | 25,00,000 | 2,554.05 | 0.45% | 6.78% |
| IN2220230220 | 7.49% State Government Securities | SOVEREIGN | 15,13,800 | 1,558.44 | 0.27% | 7.23% |
| IN0020210020 | 6.64% Government of India | SOVEREIGN | 15,00,000 | 1,482.00 | 0.26% | 6.92% |
| IN2220230204 | 7.63% State Government Securities | SOVEREIGN | 14,00,000 | 1,454.42 | 0.25% | 7.24% |
| IN2020180070 | 8.48% State Government Securities | SOVEREIGN | 10,00,000 | 1,062.24 | 0.19% | 7.22% |
| IN1920230068 | 7.7% State Government Securities | SOVEREIGN | 10,00,000 | 1,038.91 | 0.18% | 7.22% |
| IN0020230085 | 7.18% Government of India | SOVEREIGN | 8,00,000 | 821.88 | 0.14% | 6.87% |
| IN0020220151 | 7.26% Government of India | SOVEREIGN | 5,00,000 | 515.61 | 0.09% | 6.86% |
| IN1020200078 | 6.7% State Government Securities | SOVEREIGN | 5,00,000 | 499.31 | 0.09% | 6.92% |
| IN0020220060 | 7.26% Government of India | SOVEREIGN | 2,50,000 | 257.55 | 0.05% | 6.86% |
| IN0020240050 | 7.04% Government of India | SOVEREIGN | 1,30,000 | 131.98 | 0.02% | 6.74% |
| IN0020210160 | 7.3% Government of India | SOVEREIGN | 1,00,000 | 100.40 | 0.02% | 7.35% |
| | **Non Convertible Debentures** | | | | | |
| INE261F08DV4 | 7.62% National Bank For Agriculture and Rural Development | CRISIL AAA | 22,000 | 22,062.08 | 3.86% | 7.50% |
| INE053F08338 | 7.68% Indian Railway Finance Corporation Limited** | CRISIL AAA | 17,500 | 17,542.33 | 3.07% | 7.51% |
| INE020B08EH0 | 7.77% REC Limited** | CRISIL AAA | 12,500 | 12,589.59 | 2.20% | 7.49% |
| INE557F08FZ1 | 7.59% National Housing Bank | CRISIL AAA | 12,500 | 12,567.95 | 2.20% | 7.34% |
| INE053F08353 | 7.57% Indian Railway Finance Corporation Limited** | CRISIL AAA | 12,000 | 12,121.66 | 2.12% | 7.28% |
| INE556F08K8 | 7.44% Small Industries Dev Bank of India | CRISIL AAA | 12,000 | 11,962.61 | 2.09% | 7.61% |
| INE01MM08012 | 8.35% SBI General Insurance Company Limited** | CRISIL AAA | 11,000 | 11,183.44 | 1.95% | 7.96% |
| INE752E08692 | 7.56% Power Grid Corporation of India Limited** | CRISIL AAA | 12,500 | 10,817.81 | 1.89% | 7.22% |
| INE556F08KR0 | 7.47% Small Industries Dev Bank of India | CRISIL AAA | 10,500 | 10,521.49 | 1.84% | 7.40% |
| INE206D08501 | 7.7% Nuclear Power Corporation Of India Limited** | ICRA AAA | 10,000 | 10,106.74 | 1.77% | 7.30% |
| INE134E08MJ2 | 7.77% Power Finance Corporation Limited** | CRISIL AAA | 10,000 | 10,072.85 | 1.76% | 7.50% |
| INE053F08411 | 7.37% Indian Railway Finance Corporation Limited** | CRISIL AAA | 10,000 | 10,043.66 | 1.76% | 7.26% |
| INE556F08KL3 | 7.83% Small Industries Dev Bank of India** | CRISIL AAA | 9,000 | 9,103.19 | 1.59% | 7.46% |
| INE062A08256 | 6.24% State Bank of India** | CRISIL AAA | 900 | 8,909.25 | 1.56% | 6.45% |
| INE020B08BE3 | 8.54% REC Limited** | CRISIL AAA | 850 | 8,823.98 | 1.54% | 7.50% |
| INE040A08427 | 7.86% HDFC Bank Limited** | CRISIL AAA | 85 | 8,658.23 | 1.51% | 7.53% |
| INE752E08676 | 7.4% Power Grid Corporation of India Limited** | CRISIL AAA | 9,500 | 7,934.35 | 1.39% | 7.22% |
| INE261F08EG3 | 7.68% National Bank For Agriculture and Rural Development | CRISIL AAA | 7,500 | 7,565.01 | 1.32% | 7.42% |
| INE514E08GB4 | 7.45% Export Import Bank of India** | CRISIL AAA | 7,500 | 7,530.72 | 1.32% | 7.31% |
| INE774D08MX8 | 8.24% Mahindra & Mahindra Financial Services Limited** | CRISIL AAA | 7,500 | 7,517.39 | 1.31% | 8.19% |
| INE090A08UD0 | 7.1% ICICI Bank Limited** | ICRA AAA | 750 | 7,497.75 | 1.31% | 7.30% |
| INE261F08EK5 | 7.44% National Bank For Agriculture and Rural Development | CRISIL AAA | 7,500 | 7,486.36 | 1.31% | 7.51% |
| INE261F08EB4 | 7.49% National Bank For Agriculture and Rural Development | CRISIL AAA | 7,000 | 6,982.85 | 1.22% | 7.61% |
| INE090A08UE8 | 6.45% ICICI Bank Limited** | ICRA AAA | 700 | 6,765.61 | 1.18% | 7.60% |
| INE134E08HD5 | 8.39% Power Finance Corporation Limited | CRISIL AAA | 650 | 6,508.46 | 1.14% | 7.69% |
| INE040A08AK2 | 7.65% HDFC Bank Limited** | CRISIL AAA | 5,000 | 5,095.88 | 0.89% | 7.35% |
| INE296A07SU3 | 7.87% Bajaj Finance Limited** | CRISIL AAA | 5,000 | 5,066.20 | 0.89% | 7.66% |
| INE020B08FD6 | 7.58% REC Limited** | ICRA AAA | 5,000 | 5,032.00 | 0.88% | 7.39% |
| INE557F08FY4 | 7.59% National Housing Bank** | CRISIL AAA | 5,000 | 5,025.36 | 0.88% | 7.34% |
| INE028A08364 | 7.41% Bank of Baroda** | CRISIL AAA | 50 | 5,021.41 | 0.88% | 7.36% |
| INE134E08IE1 | 8.03% Power Finance Corporation Limited** | CRISIL AAA | 500 | 5,019.62 | 0.88% | 7.64% |
| INE557F08FP2 | 7.77% National Housing Bank** | CRISIL AAA | 5,000 | 5,010.33 | 0.88% | 7.54% |
| INE020B08EA5 | 7.55% REC Limited** | CRISIL AAA | 500 | 5,005.94 | 0.87% | 7.49% |
| INE537P07828 | 7.92% India Infradebt Limited** | CRISIL AAA | 5,000 | 4,996.59 | 0.87% | 7.94% |
| INE020B08EF4 | 7.6% REC Limited** | CRISIL AAA | 5,000 | 4,996.34 | 0.87% | 7.66% |
| INE976I08417 | 8.22% Tata Capital Limited | CRISIL AAA | 50 | 4,996.17 | 0.87% | 8.22% |
| INE134E08ND3 | 7.27% Power Finance Corporation Limited** | CRISIL AAA | 5,000 | 4,988.50 | 0.87% | 7.31% |
| INE556F08KS8 | 7.34% Small Industries Dev Bank of India | CRISIL AAA | 5,000 | 4,987.95 | 0.87% | 7.41% |
| INE020B08EL2 | 7.44% REC Limited** | CRISIL AAA | 5,000 | 4,987.87 | 0.87% | 7.63% |
| INE115A07QY1 | 7.57% LIC Housing Finance Limited | CRISIL AAA | 5,000 | 4,987.56 | 0.87% | 7.62% |
| INE557F08GB0 | 7.2% National Housing Bank** | CARE AAA | 5,000 | 4,976.33 | 0.87% | 7.29% |
| INE134E08LP1 | 7.13% Power Finance Corporation Limited** | CRISIL AAA | 500 | 4,965.48 | 0.87% | 7.62% |
| INE796G08019 | 6.67% HDFC Life Insurance Company Limited** | CRISIL AAA | 500 | 4,940.03 | 0.86% | 7.11% |
| INE062A08264 | 5.83% State Bank of India** | CRISIL AAA | 500 | 4,908.49 | 0.86% | 6.21% |
| INE040A08666 | 7.8% HDFC Bank Limited** | CRISIL AAA | 4,000 | 4,090.48 | 0.71% | 7.42% |
| INE916DA7SW0 | 7.78% Kotak Mahindra Prime Limited** | CRISIL AAA | 4,000 | 4,007.91 | 0.70% | 7.72% |
| INE020B08DV3 | 6.92% REC Limited** | CRISIL AAA | 400 | 3,926.31 | 0.69% | 7.26% |
| INE053F07BE7 | 8.23% Indian Railway Finance Corporation Limited** | CRISIL AAA | 250 | 2,582.41 | 0.45% | 7.28% |
| INE040A08807 | 8% HDFC Bank Limited** | CRISIL AAA | 250 | 2,568.09 | 0.45% | 7.50% |
| INE377Y07508 | 7.89% Bajaj Housing Finance Limited** | CRISIL AAA | 2,500 | 2,542.54 | 0.44% | 7.62% |
| INE134E08MA1 | 7.64% Power Finance Corporation Limited | CRISIL AAA | 2,500 | 2,536.22 | 0.44% | 7.39% |
| INE134E08MX3 | 7.6% Power Finance Corporation Limited | CRISIL AAA | 2,500 | 2,520.24 | 0.44% | 7.37% |
| INE261F08EH1 | 7.62% National Bank For Agriculture and Rural Development** | CRISIL AAA | 2,500 | 2,516.39 | 0.44% | 7.42% |
| INE053F08320 | 7.45% Indian Railway Finance Corporation Limited** | CRISIL AAA | 2,500 | 2,510.41 | 0.44% | 7.32% |
| INE556F08KP4 | 7.68% Small Industries Dev Bank of India** | CRISIL AAA | 2,500 | 2,509.93 | 0.44% | 7.51% |
| INE134E08LX5 | 7.59% Power Finance Corporation Limited** | CRISIL AAA | 250 | 2,506.07 | 0.44% | 7.49% |
| INE163N08131 | 8% ONGC Petro Additions Limited** | ICRA AAA(CE) | 250 | 2,502.27 | 0.44% | 7.67% |
| INE556F08KD0 | 7.75% Small Industries Dev Bank of India** | ICRA AAA | 250 | 2,497.16 | 0.44% | 7.84% |
| INE556F08KJ7 | 7.55% Small Industries Dev Bank of India | CRISIL AAA | 2,500 | 2,496.18 | 0.44% | 7.61% |
| INE040A08922 | 7.8% HDFC Bank Limited | CRISIL AAA | 2,500 | 2,495.44 | 0.44% | 7.95% |
| INE261F08DP6 | 7.35% National Bank For Agriculture and Rural Development** | CRISIL AAA | 250 | 2,491.77 | 0.44% | 7.80% |
| INE752E08767 | 7.08% Power Grid Corporation of India Limited** | CRISIL AAA | 2,500 | 2,490.24 | 0.44% | 7.13% |
| INE053F07CA3 | 7.08% Indian Railway Finance Corporation Limited** | CRISIL AAA | 250 | 2,482.71 | 0.43% | 7.25% |
| INE053F08114 | 7.03% Indian Railway Finance Corporation Limited** | CRISIL AAA | 250 | 2,474.26 | 0.43% | 7.16% |
| INE040A08856 | 5.78% HDFC Bank Limited** | CRISIL AAA | 250 | 2,458.52 | 0.43% | 7.87% |
| INE090A08UF5 | 6.67% ICICI Bank Limited** | ICRA AAA | 250 | 2,425.69 | 0.42% | 7.59% |
| INE733E07JP6 | 8.49% NTPC Limited** | CRISIL AAA | 4,00,00,000 | 2,001.80 | 0.35% | 7.32% |
| INE556F08KB4 | 7.11% Small Industries Dev Bank of India | ICRA AAA | 200 | 1,987.21 | 0.35% | 7.75% |
| INE261F08AD8 | 8.2% National Bank For Agriculture and Rural Development** | CRISIL AAA | 150 | 1,534.07 | 0.27% | 7.50% |
| INE752E08601 | 7.49% Power Grid Corporation of India Limited** | CRISIL AAA | 500 | 1,519.70 | 0.27% | 7.14% |
| INE040A08567 | 1.5% HDFC Bank Limited** | CRISIL AAA | 15 | 1,500.31 | 0.26% | 7.75% |
| INE752E07MV8 | 8.4% Power Grid Corporation of India Limited** | CRISIL AAA | 100 | 1,044.03 | 0.18% | 7.16% |
| INE040A08AH8 | 7.4% HDFC Bank Limited** | CRISIL AAA | 100 | 996.95 | 0.17% | 7.95% |
| INE020B08EQ1 | 7.71% REC Limited** | CRISIL AAA | 500 | 515.56 | 0.09% | 7.21% |
| INE261F08AV0 | 8.22% National Bank For Agriculture and Rural Development** | CRISIL AAA | 50 | 514.09 | 0.09% | 7.50% |
| INE020B08930 | 8.3% REC Limited** | CRISIL AAA | 50 | 500.56 | 0.09% | 7.61% |
| INE090A08TS0 | 8.45% ICICI Bank Limited** | ICRA AAA | 50 | 500.16 | 0.09% | 7.71% |
| INE752E07OC4 | 7.36% Power Grid Corporation of India Limited** | CRISIL AAA | 50 | 499.99 | 0.09% | 7.33% |
| INE020B08963 | 8.11% REC Limited** | CRISIL AAA | 7 | 70.10 | 0.01% | 7.72% |
| INE094A08077 | 5.36% Hindustan Petroleum Corporation Limited** | CRISIL AAA | 7 | 69.69 | 0.01% | 7.53% |
| INE906B07GP0 | 8.27% National Highways Authority Of India** | CRISIL AAA | 2 | 20.76 | $0.00% | 7.16% |
| INE848E08136 | 8.12% NHPC Limited** | CARE AAA | 2 | 20.73 | $0.00% | 7.21% |
| | **Zero Coupon Bonds** | | | | | |
| INE0H7R07066 | National Highways Infra Trust** | CARE AAA | 3,750 | 1,916.25 | 0.33% | 7.75% |
| INE0H7R07058 | National Highways Infra Trust** | CARE AAA | 3,750 | 1,778.43 | 0.31% | 7.75% |
| | **Subtotal** | | | **5,36,297.60** | **93.75%** | |
| | **(b) Privately placed / Unlisted** | | | **NIL** | **NIL** | **NIL** |
| | **Subtotal** | | | **NIL** | **NIL** | **NIL** |
| | **(c) Securitised Debt** | | | | | |
| | **Subtotal** | | | **NIL** | **NIL** | |
| | **Total** | | | **5,36,297.60** | **93.75%** | |
| | **Money Market Instruments** | | | | | |
| | **Certificate of Deposit** | | | | | |
| INE040A16FO6 | HDFC Bank Limited** | CARE A1+ | 1,000 | 4,750.42 | 0.83% | 7.64% |
| | **Triparty Repo/ Reverse Repo Instrument** | | | | | |
| | Triparty Repo | | | 1,187.62 | 0.21% | |
| | **Total** | | | **5,938.04** | **1.04%** | |
| | **Alternative Investment Fund Units** | | | | | |
| INF0RQ622028 | Corporate Debt Market Development Fund Class A2 | | 14,172 | 1,546.23 | 0.27% | |
| | **Subtotal** | | | **1,546.23** | **0.27%** | |
| | **Total** | | | **1,546.23** | **0.27%** | |
| | **OTHERS** | | | | | |
| | Cash Margin - CCIL | | | 110.93 | 0.02% | |
| | **Total** | | | **110.93** | **0.02%** | |
| | **Net Current Assets** | | | **28,220.19** | **4.92%** | |
| | **GRAND TOTAL** | | | **5,72,112.99** | **100.00%** | |

**** Non Traded Securities/Illiquid Securities**
**$ Less Than 0.01% of NAV**

**Disclosure of Yield to Call**
"With Reference to " AMFI Best Practices Guidelines Circular No. 91/ 2020 – 21 on Valuation of AT-1 Bonds and Tier 2 Bonds" disclosure of Yield to Call as follows"

| isin_code | security_name | Yield to Call |
|---|---|---|
| INE028A08364 | 7.41% BOB BSIII Tier2 SrXXVII(MD28/11/39)C28/11/34 | 7.34% |
| INE062A08256 | 6.24% SBI NCDSr2 BSIII Tier2 (M21/9/30)CALL19/9/25 | 7.74% |
| INE062A08264 | 5.83% SBI Sr3 BSIII Tier2 (M26/10/30)CALL24/10/25 | 8.37% |

**SCHEME RISK-O-METER**

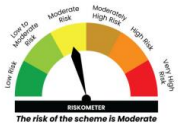


**BENCHMARK NAME - CRISIL BANKING AND PSU DEBT A-II INDEX**
**BENCHMARK RISK-O-METER**

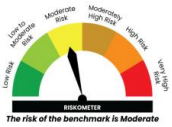

Data Classification: Public

**NIPPON INDIA EQUITY SAVINGS FUND (An open ended scheme investing in equity, arbitrage and debt)**

Index

**Monthly Portfolio Statement as on January 31,2025**

| ISIN | Name of the Instrument | Industry / Rating | Quantity | Market/Fair Value ( Rs. in Lacs) | % to NAV | YIELD |
|---|---|---|---|---|---|---|
| | **Equity & Equity related** | | | | | |
| | **(a) Listed / awaiting listing on Stock Exchanges** | | | | | |
| INE040A01034 | HDFC Bank Limited | Banks | 2,70,200 | 4,590.02 | 6.56% | |
| INE090A01021 | ICICI Bank Limited | Banks | 3,09,400 | 3,876.16 | 5.54% | |
| INE002A01018 | Reliance Industries Limited | Petroleum Products | 2,59,000 | 3,276.61 | 4.69% | |
| INE018A01030 | Larsen & Toubro Limited | Construction | 80,600 | 2,875.32 | 4.11% | |
| INE101A01026 | Mahindra & Mahindra Limited | Automobiles | 84,600 | 2,529.41 | 3.62% | |
| INE205A01025 | Vedanta Limited | Diversified Metals | 5,56,100 | 2,454.63 | 3.51% | |
| INE522F01014 | Coal India Limited | Consumable Fuels | 5,00,000 | 1,979.50 | 2.83% | |
| INE047A01021 | Grasim Industries Limited | Cement & Cement Products | 76,090 | 1,908.98 | 2.73% | |
| INE009A01021 | Infosys Limited | IT - Software | 86,000 | 1,616.63 | 2.31% | |
| INE860A01027 | HCL Technologies Limited | IT - Software | 91,100 | 1,571.88 | 2.25% | |
| INE733E01010 | NTPC Limited | Power | 4,83,500 | 1,566.54 | 2.24% | |
| INE238A01034 | Axis Bank Limited | Banks | 1,43,125 | 1,411.36 | 2.02% | |
| INE752E01010 | Power Grid Corporation of India Limited | Power | 4,42,800 | 1,335.71 | 1.91% | |
| INE030A01027 | Hindustan Unilever Limited | Diversified FMCG | 52,900 | 1,306.00 | 1.87% | |
| INE062A01020 | State Bank of India | Banks | 1,40,000 | 1,082.06 | 1.55% | |
| INE095A01012 | IndusInd Bank Limited | Banks | 98,500 | 976.33 | 1.40% | |
| INE155A01022 | Tata Motors Limited | Automobiles | 1,34,000 | 959.57 | 1.37% | |
| INE522D01027 | Manappuram Finance Limited | Finance | 4,80,000 | 940.94 | 1.35% | |
| INE154A01025 | ITC Limited | Diversified FMCG | 2,00,000 | 895.00 | 1.28% | |
| INE134E01011 | Power Finance Corporation Limited | Finance | 2,08,600 | 881.34 | 1.26% | |
| INE585B01010 | Maruti Suzuki India Limited | Automobiles | 6,900 | 849.43 | 1.21% | |
| INE044A01036 | Sun Pharmaceutical Industries Limited | Pharmaceuticals & Biotechnology | 48,100 | 838.84 | 1.20% | |
| INE397D01024 | Bharti Airtel Limited | Telecom - Services | 50,000 | 813.15 | 1.16% | |
| INE481G01011 | UltraTech Cement Limited | Cement & Cement Products | 6,100 | 700.73 | 1.00% | |
| INE081A01020 | Tata Steel Limited | Ferrous Metals | 5,11,500 | 688.58 | 0.98% | |
| INE476A01022 | Canara Bank | Banks | 7,22,250 | 673.64 | 0.96% | |
| INE020B01018 | REC Limited | Finance | 1,40,000 | 629.79 | 0.90% | |
| INE467B01029 | Tata Consultancy Services Limited | IT - Software | 14,000 | 575.74 | 0.82% | |
| INE795G01014 | HDFC Life Insurance Company Limited | Insurance | 88,600 | 565.31 | 0.81% | |
| INE917I01010 | Bajaj Auto Limited | Automobiles | 5,625 | 497.69 | 0.71% | |
| INE029A01011 | Bharat Petroleum Corporation Limited | Petroleum Products | 1,85,400 | 484.08 | 0.69% | |
| INE628A01036 | UPL Limited | Fertilizers & Agrochemicals | 71,815 | 433.58 | 0.62% | |
| INE298A01020 | Cummins India Limited | Industrial Products | 14,000 | 407.97 | 0.58% | |
| INE263A01024 | Bharat Electronics Limited | Aerospace & Defense | 1,32,800 | 388.64 | 0.56% | |
| INE974X01010 | Tube Investments of India Limited | Auto Components | 11,000 | 365.43 | 0.52% | |
| INE021A01026 | Asian Paints Limited | Consumer Durables | 14,200 | 326.71 | 0.47% | |
| INE545U01014 | Bandhan Bank Limited | Banks | 2,07,200 | 313.66 | 0.45% | |
| INE669C01036 | Tech Mahindra Limited | IT - Software | 15,000 | 251.17 | 0.36% | |
| INE271C01023 | DLF Limited | Realty | 33,000 | 245.87 | 0.35% | |
| INE237A01028 | Kotak Mahindra Bank Limited | Banks | 10,800 | 205.34 | 0.29% | |
| INE066F01020 | Hindustan Aeronautics Limited | Aerospace & Defense | 5,100 | 200.78 | 0.29% | |
| INE00M201021 | Sterling And Wilson Renewable Energy Limited | Construction | 55,000 | 182.00 | 0.26% | |
| INE180A01020 | Max Financial Services Limited | Insurance | 16,000 | 178.52 | 0.26% | |
| INE010B01027 | Zydus Lifesciences Limited | Pharmaceuticals & Biotechnology | 17,000 | 164.94 | 0.24% | |
| INE016A01026 | Dabur India Limited | Personal Products | 30,000 | 158.96 | 0.23% | |
| INE749A01030 | Jindal Steel & Power Limited | Ferrous Metals | 18,500 | 146.44 | 0.21% | |
| INE019A01038 | JSW Steel Limited | Ferrous Metals | 13,500 | 127.58 | 0.18% | |
| INE079A01024 | Ambuja Cements Limited | Cement & Cement Products | 11,700 | 60.00 | 0.09% | |
| INE379A01028 | ITC Hotels Limited | Leisure Services | 20,000 | 32.59 | 0.05% | |
| IN9628A01018 | UPL Limited- Partly Paid up | Fertilizers & Agrochemicals | 8,612 | 28.74 | 0.04% | |
| INE075A01022 | Wipro Limited | IT - Software | 3,000 | 9.36 | 0.01% | |
| | **Subtotal** | | | **49,579.25** | **70.90%** | |
| | **(b) UNLISTED** | | | **NIL** | **NIL** | **NIL** |
| | **Subtotal** | | | **NIL** | **NIL** | **NIL** |
| | **Total** | | | **49,579.25** | **70.90%** | |
| | **Debt Instruments** | | | | | |
| | **(a) Listed / awaiting listing on Stock Exchange** | | | | | |
| | **Government Securities** | | | | | |
| IN0020230135 | 7.32% Government of India | SOVEREIGN | 35,00,000 | 3,606.32 | 5.16% | 6.79% |
| IN0020220151 | 7.26% Government of India | SOVEREIGN | 25,00,000 | 2,578.03 | 3.69% | 6.86% |
| IN0020220011 | 7.1% Government of India | SOVEREIGN | 15,00,000 | 1,524.89 | 2.18% | 6.75% |
| IN0020220060 | 7.26% Government of India | SOVEREIGN | 10,00,000 | 1,030.20 | 1.47% | 6.86% |
| IN0020230036 | 7.17% Government of India | SOVEREIGN | 10,00,000 | 1,021.62 | 1.46% | 6.78% |
| | **Non Convertible Debentures** | | | | | |
| INE053F07AY7 | 8.45% Indian Railway Finance Corporation Limited** | CRISIL AAA | 50 | 518.15 | 0.74% | 7.32% |
| INE414G07JE2 | 9.03% Muthoot Finance Limited** | CRISIL AA+ | 500 | 506.52 | 0.72% | 8.63% |
| INE296A07SV1 | 7.82% Bajaj Finance Limited | CRISIL AAA | 500 | 505.75 | 0.72% | 7.45% |
| INE556F08KL3 | 7.83% Small Industries Dev Bank of India** | CRISIL AAA | 500 | 505.73 | 0.72% | 7.46% |
| INE774D07VF8 | 8.18% Mahindra & Mahindra Financial Services Limited** | CRISIL AAA | 500 | 504.05 | 0.72% | 7.37% |
| INE432R07414 | 9.25% Shriram Housing Finance Limited** | CRISIL AA | 500 | 503.49 | 0.72% | 9.11% |
| INE134E08IT9 | 7.6% Power Finance Corporation Limited** | CRISIL AAA | 50 | 501.99 | 0.72% | 7.52% |
| INE121A08PP7 | 9.1% Cholamandalam Investment and Finance Company Ltd** | ICRA AA+ | 500 | 501.91 | 0.72% | 9.00% |
| INE261F08DV4 | 7.62% National Bank For Agriculture and Rural Development | CRISIL AAA | 500 | 501.41 | 0.72% | 7.50% |
| INE522D07CD6 | 8.8% Manappuram Finance Limited** | CRISIL AA | 500 | 499.03 | 0.71% | 8.86% |
| INE020B08EL2 | 7.44% REC Limited** | CRISIL AAA | 500 | 498.79 | 0.71% | 7.63% |
| INE1C3207016 | 9.35% Telangana State Industrial Infrastructure Corporation Limited | FITCH AA(CE) | 100 | 102.84 | 0.15% | 9.20% |
| INE1C3207024 | 9.35% Telangana State Industrial Infrastructure Corporation Limited | FITCH AA(CE) | 100 | 102.61 | 0.15% | 9.21% |
| INE1C3207040 | 9.35% Telangana State Industrial Infrastructure Corporation Limited | FITCH AA(CE) | 100 | 102.44 | 0.15% | 9.15% |
| INE1C3207032 | 9.35% Telangana State Industrial Infrastructure Corporation Limited | FITCH AA(CE) | 100 | 102.44 | 0.15% | 9.20% |
| INE1C3207065 | 9.35% Telangana State Industrial Infrastructure Corporation Limited | FITCH AA(CE) | 100 | 102.02 | 0.15% | 9.18% |
| INE1C3207073 | 9.35% Telangana State Industrial Infrastructure Corporation Limited | FITCH AA(CE) | 100 | 101.83 | 0.15% | 9.15% |
| INE1C3207081 | 9.35% Telangana State Industrial Infrastructure Corporation Limited | FITCH AA(CE) | 100 | 101.35 | 0.14% | 9.20% |
| INE1C3207057 | 9.35% Telangana State Industrial Infrastructure Corporation Limited | FITCH AA(CE) | 100 | 100.92 | 0.14% | 9.24% |
| | **Subtotal** | | | **16,124.33** | **23.06%** | |
| | **(b) Privately placed / Unlisted** | | | **NIL** | **NIL** | **NIL** |
| | **Subtotal** | | | **NIL** | **NIL** | **NIL** |
| | **(c) Securitised Debt** | | | | | |
| | **Subtotal** | | | **NIL** | **NIL** | |
| | **Total** | | | **16,124.33** | **23.06%** | |
| | **Money Market Instruments** | | | | | |
| | **Triparty Repo/ Reverse Repo Instrument** | | | | | |
| | Triparty Repo | | | 1,410.36 | 2.02% | |
| | **Total** | | | **1,410.36** | **2.02%** | |
| | **OTHERS** | | | | | |
| | Cash Margin - Derivatives | | | 2,845.00 | 4.07% | |
| | Cash Margin - CCIL | | | 10.06 | 0.01% | |
| | **Total** | | | **2,855.06** | **4.08%** | |
| | **Net Current Assets** | | | **(38.91)** | **-0.06%** | |
| | **GRAND TOTAL** | | | **69,930.09** | **100.00%** | |

** Non Traded Securities/Illiquid Securities

**Details of Stock Future / Index Future**

| Long/Short | Name of the Instrument | Industry | Quantity. | Market/Fair Value (Rs. in Lacs). | % to NAV. |
|---|---|---|---|---|---|
| Short | HDFC Bank Limited_27/02/2025 | Banks | 145200 | 2,478.85 | 3.54% |
| Short | Reliance Industries Limited_27/02/2025 | Petroleum Products | 179000 | 2,273.39 | 3.25% |
| Short | Larsen & Toubro Limited_27/02/2025 | Construction | 60600 | 2,169.03 | 3.10% |
| Short | ICICI Bank Limited_27/02/2025 | Banks | 169400 | 2,130.12 | 3.05% |
| Short | Vedanta Limited_27/02/2025 | Diversified Metals | 476100 | 2,109.12 | 3.02% |
| Short | Coal India Limited_27/02/2025 | Consumable Fuels | 420000 | 1,667.61 | 2.38% |
| Short | Mahindra & Mahindra Limited_27/02/2025 | Automobiles | 54600 | 1,642.01 | 2.35% |
| Short | Grasim Industries Limited_27/02/2025 | Cement & Cement Products | 62250 | 1,567.83 | 2.24% |
| Short | Power Grid Corporation of India Limited_27/02/2025 | Power | 442800 | 1,324.64 | 1.89% |
| Short | HCL Technologies Limited_27/02/2025 | IT - Software | 65100 | 1,129.71 | 1.62% |
| Short | Hindustan Unilever Limited_27/02/2025 | Diversified FMCG | 39900 | 989.86 | 1.42% |
| Short | IndusInd Bank Limited_27/02/2025 | Banks | 98500 | 983.03 | 1.41% |
| Short | Manappuram Finance Limited_27/02/2025 | Finance | 480000 | 942.91 | 1.35% |
| Short | NTPC Limited_27/02/2025 | Power | 283500 | 922.65 | 1.32% |
| Short | Axis Bank Limited_27/02/2025 | Banks | 93125 | 922.36 | 1.32% |
| Short | Maruti Suzuki India Limited_27/02/2025 | Automobiles | 6900 | 850.55 | 1.22% |
| Short | Tata Motors Limited_27/02/2025 | Automobiles | 99000 | 712.11 | 1.02% |
| Short | UltraTech Cement Limited_27/02/2025 | Cement & Cement Products | 6100 | 706.25 | 1.01% |
| Short | Tata Steel Limited_27/02/2025 | Ferrous Metals | 511500 | 691.50 | 0.99% |
| Short | Canara Bank_27/02/2025 | Banks | 722250 | 675.88 | 0.97% |
| Short | REC Limited_27/02/2025 | Finance | 140000 | 627.90 | 0.90% |
| Short | Bharat Petroleum Corporation Limited_27/02/2025 | Petroleum Products | 185400 | 486.49 | 0.70% |
| Short | UPL Limited_27/02/2025 | Fertilizers & Agrochemicals | 71815 | 434.95 | 0.62% |
| Short | Sun Pharmaceutical Industries Limited_27/02/2025 | Pharmaceuticals & Biotechnology | 23100 | 403.04 | 0.58% |
| Short | Power Finance Corporation Limited_27/02/2025 | Finance | 93600 | 394.10 | 0.56% |
| Short | Asian Paints Limited_27/02/2025 | Consumer Durables | 14200 | 328.08 | 0.47% |
| Short | Bandhan Bank Limited_27/02/2025 | Banks | 207200 | 315.59 | 0.45% |
| Short | Infosys Limited_27/02/2025 | IT - Software | 16000 | 302.10 | 0.43% |
| Short | DLF Limited_27/02/2025 | Realty | 33000 | 247.37 | 0.35% |
| Short | Kotak Mahindra Bank Limited_27/02/2025 | Banks | 10800 | 206.40 | 0.30% |
| Short | Hindustan Aeronautics Limited_27/02/2025 | Aerospace & Defense | 5100 | 201.48 | 0.29% |
| Short | HDFC Life Insurance Company Limited_27/02/2025 | Insurance | 28600 | 183.30 | 0.26% |
| Short | Dabur India Limited_27/02/2025 | Personal Products | 30000 | 159.86 | 0.23% |
| Short | JSW Steel Limited_27/02/2025 | Ferrous Metals | 13500 | 128.24 | 0.18% |
| Short | Bajaj Auto Limited_27/02/2025 | Automobiles | 1125 | 100.11 | 0.14% |
| Short | Bharat Electronics Limited_27/02/2025 | Aerospace & Defense | 22800 | 66.87 | 0.10% |
| Short | Ambuja Cements Limited_27/02/2025 | Cement & Cement Products | 11700 | 60.36 | 0.09% |
| Short | Wipro Limited_27/02/2025 | IT - Software | 3000 | 9.39 | 0.01% |

**Due to credit event (Default of debt servicing by Reliance Capital Limited (RCL) on Sep 20, 2019, securities of RCL have been segregated from the scheme's portfolio w.e.f. Sep 25, 2019**

**Nippon India Equity Savings Fund - Segregated Portfolio 1**

| ISIN | Name of the Instrument | Industry / Rating | Quantity | Market/Fair Value ( Rs. in Lacs) | % to NAV |
|---|---|---|---|---|---|
| | **Debt Instruments** | | | | |
| | **(a) Listed / awaiting listing on Stock Exchange** | | | | |
| | **Non Convertible Debentures** | | | | |
| INE013A074H7 | 8.85% Reliance Capital Limited **# | CARE D | 957 | 2,392.50 | 92.69% |
| | **Subtotal** | | | **2,392.50** | **92.69%** |
| | **(b) Privately placed / Unlisted** | | | **NIL** | **NIL** |
| | **Subtotal** | | | **NIL** | **NIL** |
| | **(c) Securitised Debt** | | | | |
| | **Subtotal** | | | **NIL** | **NIL** |
| | **Total** | | | **2,392.50** | **92.69%** |
| | **Net Current Assets** | | | **188.55** | **7.31%** |
| | **GRAND TOTAL** | | | **2,581.05** | **100.00%** |

** Non Traded Securities/Illiquid Securities
# Securities classified as below investment grade or default

**Nippon India Mutual Fund has segregated debt securities of Yes Bank Limited from portfolio of the scheme due to rating downgrade by ICRA to "D" on March 6, 2020.**

**Nippon India Equity Savings Fund - Segregated Portfolio 2**

| ISIN | Name of the Instrument | Industry / Rating | Quantity | Market/Fair Value ( Rs. in Lacs) | % to NAV |
|---|---|---|---|---|---|
| | **Debt Instruments** | | | | |
| | **(a) Listed / awaiting listing on Stock Exchange** | | | | |
| | **Non Convertible Debentures** | | | | |
| INE528G08394 | 9% Yes Bank Limited **# | ICRA D | 739 | 0.00 | $0.00% |
| | **Subtotal** | | | **0.00** | **0.00%** |
| | **(b) Privately placed / Unlisted** | | | **NIL** | **NIL** |
| | **Subtotal** | | | **NIL** | **NIL** |
| | **(c) Securitised Debt** | | | | |
| | **Subtotal** | | | **NIL** | **NIL** |
| | **Total** | | | **0.00** | **0.00%** |
| | **Net Current Assets** | | | **0.00** | **100.00%** |
| | **GRAND TOTAL** | | | **0.00** | **100.00%** |

# Securities classified as below investment grade or default
** Non Traded Securities/Illiquid Securities
$ Less Than 0.01% of NAV

**SCHEME RISK-O-METER**




**BENCHMARK NAME - NIFTY EQUITY SAVINGS INDEX**
**BENCHMARK RISK-O-METER**

Data Classification: Public

**NIPPON INDIA ETF NIFTY 50 VALUE 20 (A Open Ended Index Exchange Traded Fund)**

Index

**Monthly Portfolio Statement as on January 31,2025**

| ISIN | Name of the Instrument | Industry / Rating | Quantity | Market/Fair Value ( Rs. in Lacs) | % to NAV | YIELD |
|---|---|---|---|---|---|---|
| | **Equity & Equity related** | | | | | |
| | **(a) Listed / awaiting listing on Stock Exchanges** | | | | | |
| INE009A01021 | Infosys Limited | IT - Software | 1,78,846 | 3,361.95 | 15.09% | |
| INE090A01021 | ICICI Bank Limited | Banks | 2,62,944 | 3,294.16 | 14.79% | |
| INE467B01029 | Tata Consultancy Services Limited | IT - Software | 60,255 | 2,477.93 | 11.13% | |
| INE154A01025 | ITC Limited | Diversified FMCG | 5,48,175 | 2,453.08 | 11.01% | |
| INE062A01020 | State Bank of India | Banks | 2,26,898 | 1,753.69 | 7.87% | |
| INE860A01027 | HCL Technologies Limited | IT - Software | 62,414 | 1,076.92 | 4.84% | |
| INE733E01010 | NTPC Limited | Power | 2,79,179 | 904.54 | 4.06% | |
| INE155A01022 | Tata Motors Limited | Automobiles | 1,23,590 | 885.03 | 3.97% | |
| INE752E01010 | Power Grid Corporation of India Limited | Power | 2,67,079 | 805.64 | 3.62% | |
| INE213A01029 | Oil & Natural Gas Corporation Limited | Oil | 2,28,692 | 600.57 | 2.70% | |
| INE917I01010 | Bajaj Auto Limited | Automobiles | 6,543 | 578.91 | 2.60% | |
| INE047A01021 | Grasim Industries Limited | Cement & Cement Products | 21,908 | 549.64 | 2.47% | |
| INE522F01014 | Coal India Limited | Consumable Fuels | 1,33,728 | 529.43 | 2.38% | |
| INE075A01022 | Wipro Limited | IT - Software | 1,66,952 | 520.72 | 2.34% | |
| INE038A01020 | Hindalco Industries Limited | Non - Ferrous Metals | 85,708 | 509.36 | 2.29% | |
| INE089A01031 | Dr. Reddy's Laboratories Limited | Pharmaceuticals & Biotechnology | 35,960 | 437.76 | 1.97% | |
| INE095A01012 | IndusInd Bank Limited | Banks | 38,943 | 386.00 | 1.73% | |
| INE216A01030 | Britannia Industries Limited | Food Products | 6,948 | 356.41 | 1.60% | |
| INE158A01026 | Hero MotoCorp Limited | Automobiles | 7,643 | 331.64 | 1.49% | |
| INE029A01011 | Bharat Petroleum Corporation Limited | Petroleum Products | 1,14,114 | 297.95 | 1.34% | |
| INE379A01028 | ITC Hotels Limited | Leisure Services | 54,817 | 89.32 | 0.40% | |
| | **Subtotal** | | | **22,200.65** | **99.69%** | |
| | **(b) UNLISTED** | | | **NIL** | **NIL** | **NIL** |
| | **Subtotal** | | | **NIL** | **NIL** | **NIL** |
| | **Total** | | | **22,200.65** | **99.69%** | |
| | **Money Market Instruments** | | | | | |
| | **Triparty Repo/ Reverse Repo Instrument** | | | | | |
| | Triparty Repo | | | 11.22 | 0.05% | |
| | **Total** | | | **11.22** | **0.05%** | |
| | **OTHERS** | | | | | |
| | Cash Margin - CCIL | | | 0.07 | $0.00% | |
| | **Total** | | | **0.07** | **0.00%** | |
| | **Net Current Assets** | | | **60.59** | **0.26%** | |
| | **GRAND TOTAL** | | | **22,272.53** | **100.00%** | |

**$ Less Than 0.01% of NAV**
Aggregate value of investments made by other schemes of Nippon India Mutual Fund are amounting to Rs 1921.49 Lacs.

**SCHEME RISK-O-METER**

**BENCHMARK NAME - NIFTY 50 VALUE 20 TRI**
**BENCHMARK RISK-O-METER**

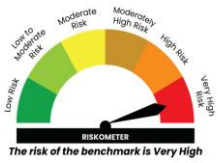

Data Classification: Public

**NIPPON INDIA US EQUITY OPPORTUNITIES FUND (An open ended equity scheme following US focused theme)**

Index

**Monthly Portfolio Statement as on January 31,2025**

| ISIN | Name of the Instrument | Industry / Rating | Quantity | Market/Fair Value ( Rs. in Lacs) | % to NAV | YIELD |
|---|---|---|---|---|---|---|
| | **Equity & Equity related** | | | | | |
| | **(a) Listed Foreign Securities/Overseas ETFs** | | | | | |
| US0231351067 | Amazon Com Inc | Broadline Retail | 25,771 | 5,307.00 | 7.07% | |
| US30303M1027 | Meta Platforms Registered Shares A | Interactive Media & Services | 8,452 | 5,046.82 | 6.72% | |
| US02079K3059 | Alphabet Inc A | Interactive Media & Services | 27,502 | 4,861.41 | 6.48% | |
| US8740391003 | Taiwan Semiconductor Sp ADR | Semiconductors | 22,043 | 3,997.67 | 5.32% | |
| US5949181045 | Microsoft Corp | Systems Software | 11,041 | 3,970.50 | 5.29% | |
| US09857L1089 | Booking Holdings Inc | Hotels, Resorts & Cruise Lines | 893 | 3,665.49 | 4.88% | |
| US8085131055 | Charles Schwab Corp | Investment Banking & Brokerage | 50,497 | 3,619.11 | 4.82% | |
| US57636Q1040 | Mastercard Incorporated | Transaction & Payment Processing Services | 7,332 | 3,528.40 | 4.70% | |
| US92826C8394 | Visa Inc | Transaction & Payment Processing Services | 10,430 | 3,088.74 | 4.11% | |
| US46266C1053 | Iqvia Holdings | Life Sciences Tools & Services | 17,675 | 3,083.60 | 4.11% | |
| US0367521038 | Elevance Health Inc | Managed Health Care | 7,912 | 2,712.55 | 3.61% | |
| IL0010824113 | CHECK POINT SOFTWARE T ORD | Systems Software | 14,047 | 2,653.42 | 3.53% | |
| US8552441094 | Starbucks ORD | Restaurants | 28,237 | 2,634.38 | 3.51% | |
| US2546871060 | The Walt Disney Company | Movies & Entertainment | 25,834 | 2,530.62 | 3.37% | |
| US79466L3024 | Salesforce Inc | Application Software | 8,285 | 2,452.80 | 3.27% | |
| US1431301027 | Carmax Inc | Automotive Retail | 29,924 | 2,220.35 | 2.96% | |
| US03073E1055 | Cencora Inc | Health Care Distributors | 9,809 | 2,160.44 | 2.88% | |
| US25243Q2057 | Diageo Sp ADR Rep 4 Sh | Distillers & Vintners | 20,459 | 2,126.58 | 2.83% | |
| US0527691069 | AUTODESK INC COM | Application Software | 7,268 | 1,960.54 | 2.61% | |
| US00724F1012 | Adobe Inc | Application Software | 5,079 | 1,925.01 | 2.56% | |
| US7475251036 | QUALCOMM INC | Semiconductors | 12,324 | 1,846.49 | 2.46% | |
| US0091581068 | Air Products & Chemicals Inc | Industrial Gases | 5,818 | 1,689.98 | 2.25% | |
| US3377381088 | FISERV INC COM | Transaction & Payment Processing Services | 8,563 | 1,602.82 | 2.13% | |
| US91324P1021 | Unitedhealth Group Inc | Managed Health Care | 2,962 | 1,392.20 | 1.85% | |
| US0382221051 | APPLIED MATLS INC COM | Semiconductor Materials & Equipment | 8,833 | 1,380.22 | 1.84% | |
| US9224751084 | VEEVA SYSTEMS INC | Health Care Technology | 4,674 | 944.61 | 1.26% | |
| US2788651006 | Ecolab Inc | Specialty Chemicals | 4,256 | 922.57 | 1.23% | |
| | **Subtotal** | | | **73,324.32** | **97.65%** | |
| | **(b) UNLISTED** | | | **NIL** | **NIL** | **NIL** |
| | **Subtotal** | | | **NIL** | **NIL** | **NIL** |
| | **Total** | | | **73,324.32** | **97.65%** | |
| | **Money Market Instruments** | | | | | |
| | **Triparty Repo/ Reverse Repo Instrument** | | | | | |
| | Triparty Repo | | | 2,008.22 | 2.67% | |
| | **Total** | | | **2,008.22** | **2.67%** | |
| | **OTHERS** | | | | | |
| | Cash Margin - CCIL | | | 11.09 | 0.01% | |
| | **Total** | | | **11.09** | **0.01%** | |
| | **Net Current Assets** | | | **(269.69)** | **-0.33%** | |
| | **GRAND TOTAL** | | | **75,073.94** | **100.00%** | |

**SCHEME RISK-O-METER**

**BENCHMARK NAME - S&P 500 TRI**

**BENCHMARK RISK-O-METER**

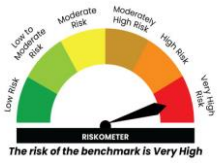

Data Classification: Public

**NIPPON INDIA ETF NIFTY 8-13 YR G-SEC LONG TERM GILT (An Open Ended Index Exchange Traded Fund. Relatively High interest rate risk and Relatively Low Credit Risk.)**

Index

**Monthly Portfolio Statement as on January 31,2025**

| ISIN | Name of the Instrument | Industry / Rating | Quantity | Market/Fair Value ( Rs. in Lacs) | % to NAV | YIELD |
|---|---|---|---|---|---|---|
| | **Debt Instruments** | | | | | |
| | **(a) Listed / awaiting listing on Stock Exchange** | | | | | |
| | **Government Securities** | | | | | |
| IN0020240126 | 6.79% Government of India | SOVEREIGN | 10,13,36,600 | 1,02,005.02 | 44.18% | 6.81% |
| IN0020240019 | 7.1% Government of India | SOVEREIGN | 6,17,42,500 | 63,228.27 | 27.39% | 6.86% |
| IN0020230085 | 7.18% Government of India | SOVEREIGN | 5,76,78,500 | 59,255.72 | 25.67% | 6.87% |
| | **Subtotal** | | | **2,24,489.01** | **97.24%** | |
| | **(b) Privately placed / Unlisted** | | | **NIL** | **NIL** | **NIL** |
| | **Subtotal** | | | **NIL** | **NIL** | **NIL** |
| | **(c) Securitised Debt** | | | | | |
| | **Subtotal** | | | **NIL** | **NIL** | |
| | **Total** | | | **2,24,489.01** | **97.24%** | |
| | **Money Market Instruments** | | | | | |
| | **Triparty Repo/ Reverse Repo Instrument** | | | | | |
| | Triparty Repo | | | 425.09 | 0.18% | |
| | **Total** | | | **425.09** | **0.18%** | |
| | **OTHERS** | | | | | |
| | Cash Margin - CCIL | | | 144.25 | 0.06% | |
| | **Total** | | | **144.25** | **0.06%** | |
| | **Net Current Assets** | | | **5,802.56** | **2.52%** | |
| | **GRAND TOTAL** | | | **2,30,860.91** | **100.00%** | |

**SCHEME RISK-O-METER**

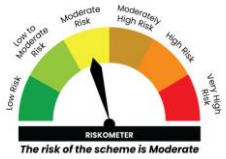


**BENCHMARK NAME - NIFTY 8-13 YR G-SEC INDEX**
**BENCHMARK RISK-O-METER**

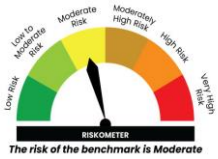

Data Classification: Public

**Nippon India Nivesh Lakshya Fund (An open ended debt scheme investing in instruments such that the Macaulay duration of the portfolio is greater than 7 years. Relatively High interest rate risk and Relatively Low Credit Risk. )**

Index

**Monthly Portfolio Statement as on January 31,2025**

| ISIN | Name of the Instrument | Industry / Rating | Quantity | Market/Fair Value ( Rs. in Lacs) | % to NAV | YIELD |
|---|---|---|---|---|---|---|
| | **Debt Instruments** | | | | | |
| | **(a) Listed / awaiting listing on Stock Exchange** | | | | | |
| | **Government Securities** | | | | | |
| IN0020140078 | 8.17% Government of India | SOVEREIGN | 13,77,75,700 | 1,56,033.60 | 16.45% | 7.05% |
| IN0020160092 | 6.62% Government of India | SOVEREIGN | 13,52,37,000 | 1,29,015.56 | 13.60% | 7.12% |
| IN0020210194 | 6.99% Government of India | SOVEREIGN | 12,60,00,000 | 1,25,937.13 | 13.27% | 7.12% |
| IN0020150044 | 8.13% Government of India | SOVEREIGN | 10,20,94,200 | 1,15,387.99 | 12.16% | 7.05% |
| IN0020160068 | 7.06% Government of India | SOVEREIGN | 9,50,56,100 | 95,880.71 | 10.11% | 7.10% |
| IN0020130079 | 9.23% Government of India | SOVEREIGN | 6,74,52,500 | 83,645.89 | 8.82% | 7.05% |
| IN0020200252 | 6.67% Government of India | SOVEREIGN | 7,13,83,700 | 68,639.85 | 7.24% | 7.11% |
| IN0020200054 | 7.16% Government of India | SOVEREIGN | 4,34,52,000 | 44,247.74 | 4.66% | 7.13% |
| IN0020240027 | 7.23% Government of India | SOVEREIGN | 3,15,00,000 | 32,613.34 | 3.44% | 6.95% |
| IN0020190032 | 7.72% Government of India | SOVEREIGN | 1,64,98,000 | 17,921.48 | 1.89% | 7.10% |
| IN0020230077 | 7.18% Government of India | SOVEREIGN | 1,65,00,000 | 16,965.51 | 1.79% | 6.96% |
| IN0020220029 | 7.54% Government of India | SOVEREIGN | 1,35,00,000 | 14,256.70 | 1.50% | 6.94% |
| IN0020080050 | 6.83% Government of India | SOVEREIGN | 75,00,000 | 7,502.07 | 0.79% | 6.94% |
| IN0020240134 | 6.92% Government of India | SOVEREIGN | 60,00,000 | 6,052.91 | 0.64% | 6.94% |
| IN0020120062 | 8.3% Government of India | SOVEREIGN | 47,37,900 | 5,397.60 | 0.57% | 7.05% |
| IN0020100031 | 8.3% Government of India | SOVEREIGN | 30,00,000 | 3,389.27 | 0.36% | 7.04% |
| IN0020110063 | 8.83% Government of India | SOVEREIGN | 27,77,000 | 3,300.57 | 0.35% | 7.04% |
| IN0020190040 | 7.69% Government of India | SOVEREIGN | 15,00,000 | 1,617.42 | 0.17% | 7.05% |
| | **Subtotal** | | | **9,27,805.34** | **97.81%** | |
| | **(b) Privately placed / Unlisted** | | | **NIL** | **NIL** | **NIL** |
| | **Subtotal** | | | **NIL** | **NIL** | **NIL** |
| | **(c) Securitised Debt** | | | | | |
| | **Subtotal** | | | **NIL** | **NIL** | |
| | **Total** | | | **9,27,805.34** | **97.81%** | |
| | **Money Market Instruments** | | | | | |
| | **Triparty Repo/ Reverse Repo Instrument** | | | | | |
| | Triparty Repo | | | 8,380.40 | 0.88% | |
| | **Total** | | | **8,380.40** | **0.88%** | |
| | **Alternative Investment Fund Units** | | | | | |
| INF0RQ622028 | Corporate Debt Market Development Fund Class A2 | | 23,036 | 2,513.42 | 0.26% | |
| | **Subtotal** | | | **2,513.42** | **0.26%** | |
| | **Total** | | | **2,513.42** | **0.26%** | |
| | **OTHERS** | | | | | |
| | Cash Margin - CCIL | | | 24.45 | $0.00% | |
| | **Total** | | | **24.45** | **0.00%** | |
| | **Net Current Assets** | | | **9,960.49** | **1.05%** | |
| | **GRAND TOTAL** | | | **9,48,684.10** | **100.00%** | |

**$ Less Than 0.01% of NAV**

**SCHEME RISK-O-METER**

**BENCHMARK NAME - CRISIL LONG DURATION DEBT A-III INDEX**
**BENCHMARK RISK-O-METER**

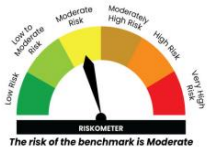

Data Classification: Public

**NIPPON INDIA ETF NIFTY 50 BEES (An Open Ended Index Exchange Traded Fund)**

Index

**Monthly Portfolio Statement as on January 31,2025**

| ISIN | Name of the Instrument | Industry / Rating | Quantity | Market/Fair Value ( Rs. in Lacs) | % to NAV | YIELD |
|---|---|---|---|---|---|---|
| | **Equity & Equity related** | | | | | |
| | **(a) Listed / awaiting listing on Stock Exchanges** | | | | | |
| INE040A01034 | HDFC Bank Limited | Banks | 2,80,39,186 | 4,76,315.67 | 12.22% | |
| INE090A01021 | ICICI Bank Limited | Banks | 2,60,17,244 | 3,25,944.03 | 8.36% | |
| INE002A01018 | Reliance Industries Limited | Petroleum Products | 2,50,30,923 | 3,16,666.21 | 8.13% | |
| INE009A01021 | Infosys Limited | IT - Software | 1,32,82,004 | 2,49,675.11 | 6.41% | |
| INE397D01024 | Bharti Airtel Limited | Telecom - Services | 98,89,197 | 1,60,828.01 | 4.13% | |
| INE467B01029 | Tata Consultancy Services Limited | IT - Software | 37,68,221 | 1,54,964.32 | 3.98% | |
| INE018A01030 | Larsen & Toubro Limited | Construction | 43,40,597 | 1,54,846.46 | 3.97% | |
| INE154A01025 | ITC Limited | Diversified FMCG | 3,42,81,897 | 1,53,411.49 | 3.94% | |
| INE062A01020 | State Bank of India | Banks | 1,41,90,006 | 1,09,674.56 | 2.81% | |
| INE238A01034 | Axis Bank Limited | Banks | 1,05,15,629 | 1,03,694.62 | 2.66% | |
| INE237A01028 | Kotak Mahindra Bank Limited | Banks | 54,14,524 | 1,02,946.34 | 2.64% | |
| INE101A01026 | Mahindra & Mahindra Limited | Automobiles | 32,64,446 | 97,602.04 | 2.50% | |
| INE296A01024 | Bajaj Finance Limited | Finance | 10,32,121 | 81,383.77 | 2.09% | |
| INE030A01027 | Hindustan Unilever Limited | Diversified FMCG | 32,73,227 | 80,809.43 | 2.07% | |
| INE044A01036 | Sun Pharmaceutical Industries Limited | Pharmaceuticals & Biotechnology | 39,80,075 | 69,410.52 | 1.78% | |
| INE860A01027 | HCL Technologies Limited | IT - Software | 39,03,410 | 67,351.39 | 1.73% | |
| INE585B01010 | Maruti Suzuki India Limited | Automobiles | 4,85,081 | 59,716.62 | 1.53% | |
| INE733E01010 | NTPC Limited | Power | 1,74,59,490 | 56,568.75 | 1.45% | |
| INE155A01022 | Tata Motors Limited | Automobiles | 77,29,254 | 55,349.19 | 1.42% | |
| INE280A01028 | Titan Company Limited | Consumer Durables | 15,25,376 | 53,239.44 | 1.37% | |
| INE752E01010 | Power Grid Corporation of India Limited | Power | 1,67,02,572 | 50,383.31 | 1.29% | |
| INE481G01011 | UltraTech Cement Limited | Cement & Cement Products | 4,20,457 | 48,299.79 | 1.24% | |
| INE849A01020 | Trent Limited | Retailing | 8,18,910 | 47,113.53 | 1.21% | |
| INE081A01020 | Tata Steel Limited | Ferrous Metals | 3,05,53,092 | 41,130.57 | 1.06% | |
| INE669C01036 | Tech Mahindra Limited | IT - Software | 23,40,671 | 39,193.37 | 1.01% | |
| INE263A01024 | Bharat Electronics Limited | Aerospace & Defense | 1,31,87,183 | 38,592.29 | 0.99% | |
| INE021A01026 | Asian Paints Limited | Consumer Durables | 16,67,559 | 38,367.20 | 0.98% | |
| INE213A01029 | Oil & Natural Gas Corporation Limited | Oil | 1,43,01,911 | 37,558.25 | 0.96% | |
| INE917I01010 | Bajaj Auto Limited | Automobiles | 4,09,252 | 36,209.80 | 0.93% | |
| INE918I01026 | Bajaj Finserv Limited | Finance | 20,16,569 | 35,009.65 | 0.90% | |
| INE047A01021 | Grasim Industries Limited | Cement & Cement Products | 13,70,039 | 34,372.22 | 0.88% | |
| INE019A01038 | JSW Steel Limited | Ferrous Metals | 35,38,349 | 33,437.40 | 0.86% | |
| INE522F01014 | Coal India Limited | Consumable Fuels | 83,63,139 | 33,109.67 | 0.85% | |
| INE075A01022 | Wipro Limited | IT - Software | 1,04,40,866 | 32,565.06 | 0.84% | |
| INE038A01020 | Hindalco Industries Limited | Non - Ferrous Metals | 53,60,120 | 31,855.19 | 0.82% | |
| INE239A01024 | Nestle India Limited | Food Products | 13,20,711 | 30,550.69 | 0.78% | |
| INE059A01026 | Cipla Limited | Pharmaceuticals & Biotechnology | 20,26,703 | 29,983.04 | 0.77% | |
| INE742F01042 | Adani Ports and Special Economic Zone Limited | Transport Infrastructure | 27,17,861 | 29,878.80 | 0.77% | |
| INE721A01047 | Shriram Finance Limited | Finance | 51,53,475 | 28,022.02 | 0.72% | |
| INE089A01031 | Dr. Reddy's Laboratories Limited | Pharmaceuticals & Biotechnology | 22,48,917 | 27,377.19 | 0.70% | |
| INE066A01021 | Eicher Motors Limited | Automobiles | 5,07,305 | 26,350.94 | 0.68% | |
| INE437A01024 | Apollo Hospitals Enterprise Limited | Healthcare Services | 3,73,438 | 25,432.99 | 0.65% | |
| INE795G01014 | HDFC Life Insurance Company Limited | Insurance | 39,41,170 | 25,146.64 | 0.65% | |
| INE192A01025 | Tata Consumer Products Limited | Agricultural Food & other Products | 23,98,445 | 24,575.67 | 0.63% | |
| INE123W01016 | SBI Life Insurance Company Limited | Insurance | 16,50,084 | 24,480.65 | 0.63% | |
| INE095A01012 | IndusInd Bank Limited | Banks | 24,35,375 | 24,139.44 | 0.62% | |
| INE216A01030 | Britannia Industries Limited | Food Products | 4,34,669 | 22,297.00 | 0.57% | |
| INE423A01024 | Adani Enterprises Limited | Metals & Minerals Trading | 9,18,029 | 21,002.67 | 0.54% | |
| INE158A01026 | Hero MotoCorp Limited | Automobiles | 4,77,937 | 20,738.40 | 0.53% | |
| INE029A01011 | Bharat Petroleum Corporation Limited | Petroleum Products | 71,36,652 | 18,633.80 | 0.48% | |
| INE379A01028 | ITC Hotels Limited | Leisure Services | 34,27,967 | 5,585.87 | 0.14% | |
| | **Subtotal** | | | **38,91,791.08** | **99.87%** | |
| | **(b) UNLISTED** | | | **NIL** | **NIL** | **NIL** |
| | **Subtotal** | | | **NIL** | **NIL** | **NIL** |
| | **Total** | | | **38,91,791.08** | **99.87%** | |
| | **Money Market Instruments** | | | | | |
| | **Triparty Repo/ Reverse Repo Instrument** | | | | | |
| | Triparty Repo | | | 1,866.19 | 0.05% | |
| | **Total** | | | **1,866.19** | **0.05%** | |
| | **OTHERS** | | | | | |
| | Cash Margin - CCIL | | | 10.50 | $0.00% | |
| | **Total** | | | **10.50** | **0.00%** | |
| | **Net Current Assets** | | | **2,944.30** | **0.08%** | |
| | **GRAND TOTAL** | | | **38,96,612.07** | **100.00%** | |

**$ Less Than 0.01% of NAV**

**Details of the Equity shares have been lent under Securities Lending and Borrowing as follows:-**

| Name of the Instrument | Quantity |
|---|---|
| Dr. Reddy's Laboratories Limited | 1,15,000 |

**SCHEME RISK-O-METER**

**BENCHMARK NAME - NIFTY 50 TRI**
**BENCHMARK RISK-O-METER**

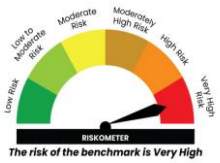

Data Classification: Public

**NIPPON INDIA ETF NIFTY NEXT 50 JUNIOR BEES (An Open Ended Index Exchange Traded Fund)**

Index

**Monthly Portfolio Statement as on January 31,2025**

| ISIN | Name of the Instrument | Industry / Rating | Quantity | Market/Fair Value ( Rs. in Lacs) | % to NAV | YIELD |
|---|---|---|---|---|---|---|
| | **Equity & Equity related** | | | | | |
| | **(a) Listed / awaiting listing on Stock Exchanges** | | | | | |
| INE758T01015 | Zomato Limited | Retailing | 1,65,27,416 | 36,418.16 | 6.74% | |
| INE646L01027 | InterGlobe Aviation Limited | Transport Services | 4,67,648 | 20,222.74 | 3.74% | |
| INE758E01017 | Jio Financial Services Limited | Finance | 78,22,333 | 18,902.67 | 3.50% | |
| INE205A01025 | Vedanta Limited | Diversified Metals | 40,41,388 | 17,838.69 | 3.30% | |
| INE066F01020 | Hindustan Aeronautics Limited | Aerospace & Defense | 4,52,772 | 17,824.73 | 3.30% | |
| INE200M01039 | Varun Beverages Limited | Beverages | 31,93,347 | 17,140.29 | 3.17% | |
| INE361B01024 | Divi's Laboratories Limited | Pharmaceuticals & Biotechnology | 3,02,751 | 16,886.54 | 3.13% | |
| INE245A01021 | Tata Power Company Limited | Power | 40,24,356 | 14,668.78 | 2.71% | |
| INE134E01011 | Power Finance Corporation Limited | Finance | 34,66,305 | 14,645.14 | 2.71% | |
| INE663F01024 | Info Edge (India) Limited | Retailing | 1,86,473 | 14,402.62 | 2.67% | |
| INE494B01023 | TVS Motor Company Limited | Automobiles | 5,59,122 | 13,742.66 | 2.54% | |
| INE020B01018 | REC Limited | Finance | 29,73,558 | 13,376.55 | 2.48% | |
| INE214T01019 | LTIMindtree Limited | IT - Software | 2,20,499 | 13,040.64 | 2.41% | |
| INE192R01011 | Avenue Supermarts Limited | Retailing | 3,52,614 | 12,922.07 | 2.39% | |
| INE121A01024 | Cholamandalam Investment and Finance Company Ltd | Finance | 9,96,104 | 12,808.40 | 2.37% | |
| INE003A01024 | Siemens Limited | Electrical Equipment | 2,10,503 | 12,784.58 | 2.37% | |
| INE118A01012 | Bajaj Holdings & Investment Limited | Finance | 1,03,074 | 11,915.05 | 2.21% | |
| INE242A01010 | Indian Oil Corporation Limited | Petroleum Products | 89,30,961 | 11,475.39 | 2.12% | |
| INE129A01019 | GAIL (India) Limited | Gas | 64,38,223 | 11,403.38 | 2.11% | |
| INE271C01023 | DLF Limited | Realty | 15,27,623 | 11,381.56 | 2.11% | |
| INE765G01017 | ICICI Lombard General Insurance Company Limited | Insurance | 5,69,493 | 10,584.03 | 1.96% | |
| INE318A01026 | Pidilite Industries Limited | Chemicals & Petrochemicals | 3,66,497 | 10,524.69 | 1.95% | |
| INE102D01028 | Godrej Consumer Products Limited | Personal Products | 8,97,219 | 10,060.07 | 1.86% | |
| INE854D01024 | United Spirits Limited | Beverages | 7,03,096 | 10,012.09 | 1.85% | |
| INE775A01035 | Samvardhana Motherson International Limited | Auto Components | 70,27,532 | 9,927.09 | 1.84% | |
| INE814H01011 | Adani Power Limited | Power | 18,73,921 | 9,616.96 | 1.78% | |
| INE028A01039 | Bank of Baroda | Banks | 44,40,854 | 9,476.34 | 1.75% | |
| INE176B01034 | Havells India Limited | Consumer Durables | 6,02,641 | 9,438.56 | 1.75% | |
| INE070A01015 | Shree Cement Limited | Cement & Cement Products | 32,054 | 8,909.70 | 1.65% | |
| INE160A01022 | Punjab National Bank | Banks | 82,08,286 | 8,306.79 | 1.54% | |
| INE079A01024 | Ambuja Cements Limited | Cement & Cement Products | 15,99,755 | 8,203.54 | 1.52% | |
| INE670K01029 | Macrotech Developers Limited | Realty | 6,63,709 | 7,994.37 | 1.48% | |
| INE476A01022 | Canara Bank | Banks | 80,25,932 | 7,485.79 | 1.39% | |
| INE016A01026 | Dabur India Limited | Personal Products | 14,07,655 | 7,458.46 | 1.38% | |
| INE117A01022 | ABB India Limited | Electrical Equipment | 1,24,839 | 7,333.85 | 1.36% | |
| INE685A01028 | Torrent Pharmaceuticals Limited | Pharmaceuticals & Biotechnology | 2,23,852 | 7,317.95 | 1.35% | |
| INE364U01010 | Adani Green Energy Limited | Power | 7,29,723 | 7,279.35 | 1.35% | |
| INE749A01030 | Jindal Steel & Power Limited | Ferrous Metals | 9,04,529 | 7,159.80 | 1.33% | |
| INE121E01018 | JSW Energy Limited | Power | 12,72,145 | 6,470.13 | 1.20% | |
| INE931S01010 | Adani Energy Solutions Limited | Power | 8,61,698 | 6,448.52 | 1.19% | |
| INE053F01010 | Indian Railway Finance Corporation Limited | Finance | 42,54,135 | 6,421.19 | 1.19% | |
| INE257A01026 | Bharat Heavy Electricals Limited | Electrical Equipment | 30,59,970 | 6,367.49 | 1.18% | |
| INE848E01016 | NHPC Limited | Power | 75,33,949 | 6,068.60 | 1.12% | |
| INE323A01026 | Bosch Limited | Auto Components | 20,654 | 5,933.72 | 1.10% | |
| INE335Y01020 | Indian Railway Catering And Tourism Corporation Limited | Leisure Services | 7,18,125 | 5,905.14 | 1.09% | |
| INE010B01027 | Zydus Lifesciences Limited | Pharmaceuticals & Biotechnology | 5,95,828 | 5,781.02 | 1.07% | |
| INE726G01019 | ICICI Prudential Life Insurance Company Limited | Insurance | 9,29,657 | 5,726.69 | 1.06% | |
| INE692A01016 | Union Bank of India | Banks | 45,99,899 | 5,312.42 | 0.98% | |
| INE0J1Y01017 | Life Insurance Corporation Of India | Insurance | 5,28,463 | 4,467.89 | 0.83% | |
| INE399L01023 | Adani Total Gas Limited | Gas | 6,60,112 | 4,245.18 | 0.79% | |
| | **Subtotal** | | | **5,40,038.06** | **99.97%** | |
| | **(b) UNLISTED** | | | **NIL** | **NIL** | **NIL** |
| | **Subtotal** | | | **NIL** | **NIL** | **NIL** |
| | **Total** | | | **5,40,038.06** | **99.97%** | |
| | **Money Market Instruments** | | | | | |
| | **Triparty Repo/ Reverse Repo Instrument** | | | | | |
| | Triparty Repo | | | 419.91 | 0.08% | |
| | **Total** | | | **419.91** | **0.08%** | |
| | **OTHERS** | | | | | |
| | Cash Margin - CCIL | | | 2.33 | $0.00% | |
| | **Total** | | | **2.33** | **0.00%** | |
| | **Net Current Assets** | | | **(114.73)** | **-0.05%** | |
| | **GRAND TOTAL** | | | **5,40,345.57** | **100.00%** | |

**$ Less Than 0.01% of NAV**

**Details of the Equity shares have been lent under Securities Lending and Borrowing as follows:-**

| Name of the Instrument | Quantity |
|---|---|
| Adani Green Energy Limited | 75,000 |
| Adani Total Gas Limited | 2,36,649 |
| Shree Cement Limited | 12,525 |
| Indian Railway Finance Corporation Limited | 8,25,000 |

**SCHEME RISK-O-METER**

**BENCHMARK NAME - NIFTY NEXT 50 TRI**
**BENCHMARK RISK-O-METER**

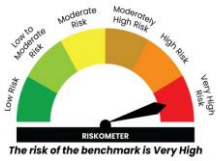

Data Classification: Public

**NIPPON INDIA ETF NIFTY PSU BANK BEES (An Open Ended Index Exchange Traded Fund)**

Index

**Monthly Portfolio Statement as on January 31,2025**

| ISIN | Name of the Instrument | Industry / Rating | Quantity | Market/Fair Value ( Rs. in Lacs) | % to NAV | YIELD |
|---|---|---|---|---|---|---|
| | **Equity & Equity related** | | | | | |
| | **(a) Listed / awaiting listing on Stock Exchanges** | | | | | |
| INE062A01020 | State Bank of India | Banks | 1,10,87,453 | 85,694.92 | 32.93% | |
| INE028A01039 | Bank of Baroda | Banks | 1,81,36,283 | 38,701.01 | 14.87% | |
| INE160A01022 | Punjab National Bank | Banks | 3,35,22,274 | 33,924.54 | 13.04% | |
| INE476A01022 | Canara Bank | Banks | 3,27,77,589 | 30,571.66 | 11.75% | |
| INE692A01016 | Union Bank of India | Banks | 1,87,85,848 | 21,695.78 | 8.34% | |
| INE562A01011 | Indian Bank | Banks | 34,35,660 | 19,093.68 | 7.34% | |
| INE084A01016 | Bank of India | Banks | 1,18,13,953 | 13,293.06 | 5.11% | |
| INE457A01014 | Bank of Maharashtra | Banks | 1,52,95,643 | 7,845.14 | 3.01% | |
| INE565A01014 | Indian Overseas Bank | Banks | 66,69,178 | 3,401.28 | 1.31% | |
| INE483A01010 | Central Bank of India | Banks | 58,54,478 | 3,047.26 | 1.17% | |
| INE691A01018 | UCO Bank | Banks | 53,72,381 | 2,337.52 | 0.90% | |
| INE608A01012 | Punjab & Sind Bank | Banks | 11,57,524 | 559.55 | 0.22% | |
| | **Subtotal** | | | **2,60,165.40** | **99.99%** | |
| | **(b) UNLISTED** | | | **NIL** | **NIL** | **NIL** |
| | **Subtotal** | | | **NIL** | **NIL** | **NIL** |
| | **Total** | | | **2,60,165.40** | **99.99%** | |
| | **Money Market Instruments** | | | | | |
| | **Triparty Repo/ Reverse Repo Instrument** | | | | | |
| | Triparty Repo | | | 222.34 | 0.09% | |
| | **Total** | | | **222.34** | **0.09%** | |
| | **OTHERS** | | | | | |
| | Cash Margin - CCIL | | | 1.36 | $0.00% | |
| | **Total** | | | **1.36** | **0.00%** | |
| | **Net Current Assets** | | | **(177.84)** | **-0.08%** | |
| | **GRAND TOTAL** | | | **2,60,211.26** | **100.00%** | |

**$ Less Than 0.01% of NAV**

**Details of the Equity shares have been lent under Securities Lending and Borrowing as follows:-**

| Name of the Instrument | Quantity |
|---|---|
| Union Bank of India | 5,00,000 |

**SCHEME RISK-O-METER**

**BENCHMARK NAME - NIFTY PSU BANK TRI**

**BENCHMARK RISK-O-METER**

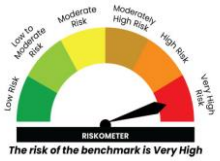

Data Classification: Public

**Nippon India ETF Gold BeES (An Open Ended Gold Exchange Traded Fund)**

Index

**Monthly Portfolio Statement as on January 31,2025**

| ISIN | Name of the Instrument | Industry / Rating | Quantity | Market/Fair Value ( Rs. in Lacs) | % to NAV | YIELD |
|---|---|---|---|---|---|---|
| | **Gold** | | | | | |
| | GOLD 995 1KG BAR | | 20,452 | 16,72,932.72 | 98.55% | |
| | **Total** | | | **16,72,932.72** | **98.55%** | |
| | **Money Market Instruments** | | | | | |
| | **Triparty Repo/ Reverse Repo Instrument** | | | | | |
| | Triparty Repo | | | 425.18 | 0.03% | |
| | **Total** | | | **425.18** | **0.03%** | |
| | **OTHERS** | | | | | |
| | Cash Margin - CCIL | | | 2.34 | $0.00% | |
| | **Total** | | | **2.34** | **0.00%** | |
| | **Net Current Assets** | | | **24,219.40** | **1.42%** | |
| | **GRAND TOTAL** | | | **16,97,579.64** | **100.00%** | |

**$ Less Than 0.01% of NAV**
Aggregate value of investments made by other schemes of Nippon India Mutual Fund are amounting to Rs 59296.75 Lacs.

**SCHEME RISK-O-METER**

**BENCHMARK NAME - DOMESTIC PRICE OF GOLD**
**BENCHMARK RISK-O-METER**

Data Classification: Public

**NIPPON INDIA ETF NIFTY 1D RATE LIQUID BEES (An open ended liquid scheme, listed on the Exchange in the form of an ETF, investing in Tri-Party Repo on G-Sec or T-bills /Repo & Reverse Repo with daily Dividend and compulsory Reinvestment of Income Distribution cum capital withdrawal option. Relatively Low Interest Rate Risk and Relatively Low Credit Risk.)**

Index

**Monthly Portfolio Statement as on January 31,2025**

| ISIN | Name of the Instrument | Industry / Rating | Quantity | Market/Fair Value ( Rs. in Lacs) | % to NAV | YIELD |
|---|---|---|---|---|---|---|
| | **Money Market Instruments** | | | | | |
| | **Triparty Repo/ Reverse Repo Instrument** | | | | | |
| | Triparty Repo | | | 11,86,176.35 | 99.60% | |
| | **Total** | | | **11,86,176.35** | **99.60%** | |
| | **OTHERS** | | | | | |
| | Cash Margin - CCIL | | | 6,479.21 | 0.54% | |
| | **Total** | | | **6,479.21** | **0.54%** | |
| | **Net Current Assets** | | | **(1,708.48)** | **-0.14%** | |
| | **GRAND TOTAL** | | | **11,90,947.08** | **100.00%** | |

**SCHEME RISK-O-METER**

**BENCHMARK NAME - NIFTY 1D RATE INDEX**
**BENCHMARK RISK-O-METER**

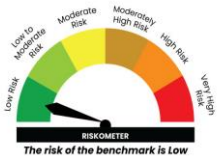

Data Classification: Public

**NIPPON INDIA ETF NIFTY BANK BEES (An Open Ended Index Exchange Traded Fund)**

Index

**Monthly Portfolio Statement as on January 31,2025**

| ISIN | Name of the Instrument | Industry / Rating | Quantity | Market/Fair Value ( Rs. in Lacs) | % to NAV | YIELD |
|---|---|---|---|---|---|---|
| | **Equity & Equity related** | | | | | |
| | **(a) Listed / awaiting listing on Stock Exchanges** | | | | | |
| INE040A01034 | HDFC Bank Limited | Banks | 1,10,83,336 | 1,88,278.17 | 27.62% | |
| INE090A01021 | ICICI Bank Limited | Banks | 1,36,26,822 | 1,70,716.83 | 25.04% | |
| INE237A01028 | Kotak Mahindra Bank Limited | Banks | 34,44,944 | 65,498.72 | 9.61% | |
| INE062A01020 | State Bank of India | Banks | 74,31,846 | 57,440.74 | 8.43% | |
| INE238A01034 | Axis Bank Limited | Banks | 56,08,411 | 55,304.54 | 8.11% | |
| INE095A01012 | IndusInd Bank Limited | Banks | 32,85,679 | 32,567.65 | 4.78% | |
| INE171A01029 | The Federal Bank Limited | Banks | 1,21,71,770 | 22,786.77 | 3.34% | |
| INE028A01039 | Bank of Baroda | Banks | 92,66,045 | 19,772.81 | 2.90% | |
| INE092T01019 | IDFC First Bank Limited | Banks | 3,07,84,957 | 19,468.41 | 2.86% | |
| INE160A01022 | Punjab National Bank | Banks | 1,71,26,444 | 17,331.96 | 2.54% | |
| INE949L01017 | AU Small Finance Bank Limited | Banks | 27,86,723 | 16,746.81 | 2.46% | |
| INE476A01022 | Canara Bank | Banks | 1,67,45,691 | 15,618.71 | 2.29% | |
| | **Subtotal** | | | **6,81,532.12** | **99.98%** | |
| | **(b) UNLISTED** | | | **NIL** | **NIL** | **NIL** |
| | **Subtotal** | | | **NIL** | **NIL** | **NIL** |
| | **Total** | | | **6,81,532.12** | **99.98%** | |
| | **Money Market Instruments** | | | | | |
| | **Triparty Repo/ Reverse Repo Instrument** | | | | | |
| | Triparty Repo | | | 370.18 | 0.05% | |
| | **Total** | | | **370.18** | **0.05%** | |
| | **OTHERS** | | | | | |
| | Cash Margin - CCIL | | | 2.05 | $0.00% | |
| | **Total** | | | **2.05** | **0.00%** | |
| | **Net Current Assets** | | | **(129.90)** | **-0.03%** | |
| | **GRAND TOTAL** | | | **6,81,774.45** | **100.00%** | |

**$ Less Than 0.01% of NAV**

**Details of the Equity shares have been lent under Securities Lending and Borrowing as follows:-**

| Name of the Instrument | Quantity |
|---|---|
| AU Small Finance Bank Limited | 5,24,000 |
| The Federal Bank Limited | 2,00,000 |

**SCHEME RISK-O-METER**

**BENCHMARK NAME - NIFTY BANK TRI**

**BENCHMARK RISK-O-METER**

Data Classification: Public

**Nippon India ETF Nifty 50 Shariah BeES (An Open Ended Index Exchange Traded Fund)**

Index

**Monthly Portfolio Statement as on January 31,2025**

| ISIN | Name of the Instrument | Industry / Rating | Quantity | Market/Fair Value ( Rs. in Lacs) | % to NAV | YIELD |
|---|---|---|---|---|---|---|
| | **Equity & Equity related** | | | | | |
| | **(a) Listed / awaiting listing on Stock Exchanges** | | | | | |
| INE467B01029 | Tata Consultancy Services Limited | IT - Software | 14,067 | 578.49 | 18.86% | |
| INE030A01027 | Hindustan Unilever Limited | Diversified FMCG | 12,222 | 301.74 | 9.84% | |
| INE044A01036 | Sun Pharmaceutical Industries Limited | Pharmaceuticals & Biotechnology | 14,860 | 259.15 | 8.45% | |
| INE860A01027 | HCL Technologies Limited | IT - Software | 14,572 | 251.43 | 8.20% | |
| INE481G01011 | UltraTech Cement Limited | Cement & Cement Products | 1,570 | 180.35 | 5.88% | |
| INE849A01020 | Trent Limited | Retailing | 3,055 | 175.76 | 5.73% | |
| INE669C01036 | Tech Mahindra Limited | IT - Software | 8,739 | 146.33 | 4.77% | |
| INE021A01026 | Asian Paints Limited | Consumer Durables | 6,227 | 143.27 | 4.67% | |
| INE213A01029 | Oil & Natural Gas Corporation Limited | Oil | 53,401 | 140.24 | 4.57% | |
| INE522F01014 | Coal India Limited | Consumable Fuels | 31,227 | 123.63 | 4.03% | |
| INE239A01024 | Nestle India Limited | Food Products | 4,931 | 114.06 | 3.72% | |
| INE059A01026 | Cipla Limited | Pharmaceuticals & Biotechnology | 7,567 | 111.95 | 3.65% | |
| INE089A01031 | Dr. Reddy's Laboratories Limited | Pharmaceuticals & Biotechnology | 8,396 | 102.21 | 3.33% | |
| INE437A01024 | Apollo Hospitals Enterprise Limited | Healthcare Services | 1,394 | 94.94 | 3.10% | |
| INE192A01025 | Tata Consumer Products Limited | Agricultural Food & other Products | 8,955 | 91.76 | 2.99% | |
| INE216A01030 | Britannia Industries Limited | Food Products | 1,623 | 83.25 | 2.71% | |
| INE158A01026 | Hero MotoCorp Limited | Automobiles | 1,786 | 77.50 | 2.53% | |
| INE029A01011 | Bharat Petroleum Corporation Limited | Petroleum Products | 26,643 | 69.56 | 2.27% | |
| | **Subtotal** | | | **3,045.62** | **99.30%** | |
| | **(b) UNLISTED** | | | **NIL** | **NIL** | **NIL** |
| | **Subtotal** | | | **NIL** | **NIL** | **NIL** |
| | **Total** | | | **3,045.62** | **99.30%** | |
| | **Net Current Assets** | | | **21.04** | **0.70%** | |
| | **GRAND TOTAL** | | | **3,066.66** | **100.00%** | |

**SCHEME RISK-O-METER**

**BENCHMARK NAME - NIFTY 50 SHARIAH TRI**
**BENCHMARK RISK-O-METER**

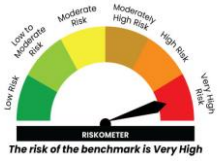

Data Classification: Public

**Nippon India ETF Hang Seng BeES (An Open Ended Index Exchange Traded Fund)**

Index

**Monthly Portfolio Statement as on January 31,2025**

| ISIN | Name of the Instrument | Industry / Rating | Quantity | Market/Fair Value ( Rs. in Lacs) | % to NAV | YIELD |
|---|---|---|---|---|---|---|
| | **Equity & Equity related** | | | | | |
| | **(a) Listed Foreign Securities/Overseas ETFs** | | | | | |
| GB0005405286 | HSBC HOLDINGS PLC | Diversified Banks | 7,22,452 | 6,419.80 | 8.46% | |
| KYG017191142 | Alibaba Group Holding Limited | Broadline Retail | 6,28,777 | 6,170.94 | 8.13% | |
| KYG875721634 | Tencent Holdings Ltd | Interactive Media & Services | 1,31,306 | 5,855.17 | 7.71% | |
| KYG596691041 | Meituan | Restaurants | 3,06,887 | 5,054.99 | 6.66% | |
| CNE1000002H1 | China Construct BK-H | Diversified Banks | 57,46,028 | 4,042.64 | 5.33% | |
| KYG9830T1067 | Xiaomi Corporation | Technology Hardware, Storage & Peripherals | 9,27,614 | 3,948.75 | 5.20% | |
| HK0000069689 | AIA Group Ltd | Life & Health Insurance | 5,82,116 | 3,509.97 | 4.62% | |
| HK0941009539 | China Mobile Ltd | Wireless Telecommunication Services | 3,27,710 | 2,757.27 | 3.63% | |
| CNE1000003G1 | Industrial and Commercial Bank of China Ltd | Diversified Banks | 41,48,794 | 2,439.33 | 3.21% | |
| HK0388045442 | Hong Kong Exchanges and Clearing Ltd | Financial Exchanges & Data | 63,970 | 2,147.22 | 2.83% | |
| CNE1000001Z5 | Bank Of China Ltd | Diversified Banks | 44,41,314 | 1,984.41 | 2.61% | |
| CNE100000296 | BYD Company Limited - H shares | Automobile Manufacturers | 58,317 | 1,769.50 | 2.33% | |
| CNE1000003X6 | Ping An Insurance Group Co Of China Ltd | Life & Health Insurance | 3,55,998 | 1,725.15 | 2.27% | |
| HK0883013259 | Cnooc Ltd | Oil & Gas Exploration & Production | 8,27,956 | 1,696.92 | 2.24% | |
| KYG8208B1014 | JD.com Inc | Broadline Retail | 92,883 | 1,619.77 | 2.13% | |
| CNE1000002M1 | China Merchants Bank Co. Ltd. - H Shares | Diversified Banks | 2,07,256 | 982.47 | 1.29% | |
| HK0669013440 | Techtronic Industries Co Ltd. | Industrial Machinery & Supplies & Components | 82,729 | 961.80 | 1.27% | |
| KYG8020E1199 | Semiconductor Manufacturing International Corp | Semiconductors | 2,22,447 | 939.52 | 1.24% | |
| HK0002007356 | CLP Holdings Ltd | Electric Utilities | 1,07,347 | 772.54 | 1.02% | |
| KYG532631028 | Kuaishou Technology | Interactive Media & Services | 1,61,163 | 754.12 | 0.99% | |
| KYG5479M1050 | Li Auto Inc | Automobile Manufacturers | 73,258 | 748.28 | 0.99% | |
| CNE1000003W8 | Petrochina Company Ltd | Integrated Oil & Gas | 11,20,597 | 746.05 | 0.98% | |
| KYG040111059 | Anta Sports Products Limited | Apparel, Accessories and Luxury Goods | 75,132 | 689.34 | 0.91% | |
| KYG6427A1022 | Netease Inc | Interactive Home Entertainment | 36,701 | 656.75 | 0.87% | |
| CNE1000002L3 | China Life Insurance Co Ltd | Life & Health Insurance | 3,95,213 | 631.66 | 0.83% | |
| CNE1000002R0 | China Shenhua - H | Coal & Consumable Fuels | 1,79,384 | 625.05 | 0.82% | |
| KYG217651051 | CK Hutchison Holdings Limited | Industrial Conglomerates | 1,42,394 | 620.40 | 0.82% | |
| CNE1000002Q2 | China Petroleum -H- | Integrated Oil & Gas | 12,92,599 | 614.90 | 0.81% | |
| HK0016000132 | Sun Hung Kai Properties | Diversified Real Estate Activities | 76,953 | 597.00 | 0.79% | |
| KYG9066F1019 | Trip.com Group Ltd | Hotels, Resorts & Cruise Lines | 9,076 | 552.80 | 0.73% | |
| HK2388011192 | BOC Hong Kong Holdings Ltd | Diversified Banks | 1,96,538 | 551.57 | 0.73% | |
| KYG3777B1032 | Geely Auto | Automobile Manufacturers | 3,20,885 | 510.01 | 0.67% | |
| CNE100000502 | Zijin Mining Group Co Ltd | Gold | 3,02,173 | 489.00 | 0.64% | |
| HK0823032773 | Link REIT NPV | Retail REITs | 1,36,850 | 488.25 | 0.64% | |
| KYG2108Y1052 | China Resources Land Ltd | Real Estate Development | 1,70,431 | 446.10 | 0.59% | |
| HK0992009065 | Lenovo Group Ltd | Technology Hardware, Storage & Peripherals | 4,28,240 | 442.18 | 0.58% | |
| CNE100004272 | Nongfu Spring Co. Limited | Soft Drinks & Non-alcoholic Beverages | 1,06,960 | 434.51 | 0.57% | |
| HK0011000095 | Hang Seng Bank | Diversified Banks | 39,988 | 433.12 | 0.57% | |
| HK0027032686 | Galaxy Entertainment Group Ltd | Casinos & Gaming | 1,16,144 | 429.22 | 0.57% | |
| HK0006000050 | Power Assets Holdings Ltd | Electric Utilities | 73,571 | 411.72 | 0.54% | |
| KYG970081173 | WuXi Biologics (Cayman) Inc. | Life Sciences Tools & Services | 1,98,572 | 406.54 | 0.54% | |
| HK0003000038 | The Hong Kong China Gas Company Limited | Gas Utilities | 5,94,633 | 394.56 | 0.52% | |
| HK0267001375 | Citic Ltd | Industrial Conglomerates | 3,86,258 | 376.08 | 0.50% | |
| KYG2177B1014 | CK Asset Holdings Limited | Real Estate Development | 1,02,233 | 368.72 | 0.49% | |
| CNE1000048K8 | Haier Smart Home Co Ltd | Household Appliances | 1,29,049 | 368.62 | 0.49% | |
| KYG070341048 | Baidu Inc | Interactive Media & Services | 37,561 | 366.54 | 0.48% | |
| KYG8586D1097 | Sunny Optical Tech | Electronic Components | 40,703 | 313.74 | 0.41% | |
| KYG960071028 | WH Group Limited | Packaged Foods & Meats | 4,42,932 | 298.83 | 0.39% | |
| KYG210961051 | China Mengniu Dairy Co | Packaged Foods & Meats | 1,67,208 | 287.69 | 0.38% | |
| KYG8087W1015 | Shenzhou International Group Holdings Ltd | Apparel, Accessories and Luxury Goods | 43,911 | 286.24 | 0.38% | |
| HK0688002218 | China Overseas Land & Investment Ltd | Real Estate Development | 2,03,455 | 279.50 | 0.37% | |
| HK0066009694 | MTR Corp Limited | Rail Transportation | 99,183 | 268.43 | 0.35% | |
| KYG7800X1079 | Sands China Ltd | Casinos & Gaming | 1,28,956 | 266.59 | 0.35% | |
| HK0000049939 | China Unicom Hong Kong Ltd | Integrated Telecommunication Services | 3,25,023 | 256.13 | 0.34% | |
| KYG3066L1014 | ENN Energy Holdings Limited | Gas Utilities | 42,057 | 245.64 | 0.32% | |
| HK0291001490 | China Resources Beer (Holdings) Company Limited | Brewers | 86,152 | 224.54 | 0.30% | |
| KYG5496K1242 | Li Ning Company Limited | Apparel, Accessories and Luxury Goods | 1,23,539 | 219.97 | 0.29% | |
| KYG211501005 | China Hongqiao Group Limited | Aluminum | 1,50,978 | 217.81 | 0.29% | |
| HK1093012172 | CSPC Pharmaceutical Group Limited | Pharmaceuticals | 4,36,675 | 216.46 | 0.29% | |
| KYG5074A1004 | JD Health International Inc | Drug Retail | 59,308 | 211.27 | 0.28% | |
| BMG2178K1009 | CK Infrastructure Holdings Ltd | Electric Utilities | 33,455 | 197.07 | 0.26% | |
| HK0285041858 | BYD Electronic International Co Ltd | Communications Equipment | 41,885 | 196.92 | 0.26% | |
| HK0836012952 | China Resources Power Holdings Co Limited | Independent Power Producers & Energy Traders | 1,02,196 | 196.28 | 0.26% | |
| KYG9593A1040 | Wharf Real Estate Investment Company Ltd | Real Estate Operating Companies | 88,692 | 190.65 | 0.25% | |
| HK0012000102 | Henderson Land Development Co Limited | Real Estate Development | 77,140 | 185.19 | 0.24% | |
| KYG8167W1380 | Sino Biopharmaceutical Ltd | Pharmaceuticals | 5,48,917 | 172.05 | 0.23% | |
| KYG4290A1013 | Haidilao International Holding Ltd | Restaurants | 1,03,615 | 166.99 | 0.22% | |
| CNE100000FN7 | Sinopharm Group Co Ltd | Health Care Distributors | 71,266 | 162.78 | 0.21% | |
| KYG6470A1168 | New Oriental Education & Technology Group Inc | Education Services | 36,051 | 151.66 | 0.20% | |
| KYG8878S1030 | Tingyi (Cayman Islands) Holdings Corp | Packaged Foods & Meats | 1,04,739 | 138.07 | 0.18% | |
| BMG0171K1018 | Alibaba Health Information Technology Ltd | Drug Retail | 3,41,863 | 137.17 | 0.18% | |
| KYG549581067 | Hansoh Pharmaceutical Group Company Limited | Pharmaceuticals | 63,050 | 125.30 | 0.17% | |
| KYG5635P1090 | Longfor Group Holdings Ltd | Real Estate Development | 1,09,661 | 119.69 | 0.16% | |
| KYG2122G1064 | China Resources Mixc Lifestyle Services Limited | Real Estate Operating Companies | 36,368 | 118.84 | 0.16% | |
| CNE100003F19 | WuXi AppTec Co.Limited | Life Sciences Tools & Services | 18,502 | 113.51 | 0.15% | |
| KYG9829N1025 | Xinyi Solar Holdings Limited | Semiconductor Materials & Equipment | 2,60,337 | 92.30 | 0.12% | |
| KYG9828G1082 | Xinyi Glass Holdings Ltd | Building Products | 1,12,200 | 89.66 | 0.12% | |
| KYG4402L1510 | Hengan International Group Co Ltd | Personal Care Products | 37,033 | 87.67 | 0.12% | |
| KYG1674K1013 | Budweiser Brewing Company APAC Limited | Brewers | 1,05,507 | 83.26 | 0.11% | |
| KYG211461085 | Chow Tai Fook Jewellery Group Limited | Other Specialty Retail | 1,06,093 | 82.66 | 0.11% | |
| BMG677491539 | Orient Overseas (International) Limited | Marine Transportation | 7,015 | 81.17 | 0.11% | |
| HK0101000591 | Hang Lung Properties Ltd | Real Estate Operating Companies | 1,01,628 | 69.47 | 0.09% | |
| KYG9894K1085 | Zhongsheng Group Holdings Limited | Automotive Retail | 37,714 | 51.47 | 0.07% | |
| | **Subtotal** | | | **75,553.92** | **99.56%** | |
| | **(b) UNLISTED** | | | **NIL** | **NIL** | **NIL** |
| | **Subtotal** | | | **NIL** | **NIL** | **NIL** |
| | **Total** | | | **75,553.92** | **99.56%** | |
| | **Money Market Instruments** | | | | | |
| | **Triparty Repo/ Reverse Repo Instrument** | | | | | |
| | Triparty Repo | | | 345.40 | 0.46% | |
| | **Total** | | | **345.40** | **0.46%** | |
| | **OTHERS** | | | | | |
| | Cash Margin - CCIL | | | 1.84 | $0.00% | |
| | **Total** | | | **1.84** | **0.00%** | |
| | **Net Current Assets** | | | **2.53** | **-0.02%** | |
| | **GRAND TOTAL** | | | **75,903.69** | **100.00%** | |

**$ Less Than 0.01% of NAV**

**SCHEME RISK-O-METER**

**BENCHMARK NAME - HANG SENG TRI**
**BENCHMARK RISK-O-METER**

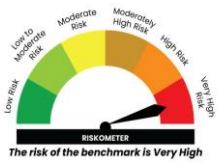

Data Classification: Public

**NIPPON INDIA ETF NIFTY INFRASTRUCTURE BEES (An Open Ended Index Exchange Traded Fund)**

Index

**Monthly Portfolio Statement as on January 31,2025**

| ISIN | Name of the Instrument | Industry / Rating | Quantity | Market/Fair Value ( Rs. in Lacs) | % to NAV | YIELD |
|---|---|---|---|---|---|---|
| | **Equity & Equity related** | | | | | |
| | **(a) Listed / awaiting listing on Stock Exchanges** | | | | | |
| INE002A01018 | Reliance Industries Limited | Petroleum Products | 2,83,814 | 3,590.53 | 21.20% | |
| INE397D01024 | Bharti Airtel Limited | Telecom - Services | 1,43,864 | 2,339.66 | 13.81% | |
| INE018A01030 | Larsen & Toubro Limited | Construction | 63,123 | 2,251.85 | 13.29% | |
| INE733E01010 | NTPC Limited | Power | 2,54,022 | 823.03 | 4.86% | |
| INE752E01010 | Power Grid Corporation of India Limited | Power | 2,42,992 | 732.99 | 4.33% | |
| INE481G01011 | UltraTech Cement Limited | Cement & Cement Products | 6,087 | 699.24 | 4.13% | |
| INE213A01029 | Oil & Natural Gas Corporation Limited | Oil | 2,08,081 | 546.44 | 3.23% | |
| INE047A01021 | Grasim Industries Limited | Cement & Cement Products | 19,920 | 499.76 | 2.95% | |
| INE646L01027 | InterGlobe Aviation Limited | Transport Services | 10,488 | 453.54 | 2.68% | |
| INE742F01042 | Adani Ports and Special Economic Zone Limited | Transport Infrastructure | 39,530 | 434.57 | 2.57% | |
| INE437A01024 | Apollo Hospitals Enterprise Limited | Healthcare Services | 5,415 | 368.79 | 2.18% | |
| INE053A01029 | The Indian Hotels Company Limited | Leisure Services | 47,142 | 360.49 | 2.13% | |
| INE245A01021 | Tata Power Company Limited | Power | 90,530 | 329.98 | 1.95% | |
| INE003A01024 | Siemens Limited | Electrical Equipment | 4,696 | 285.20 | 1.68% | |
| INE029A01011 | Bharat Petroleum Corporation Limited | Petroleum Products | 1,03,810 | 271.05 | 1.60% | |
| INE242A01010 | Indian Oil Corporation Limited | Petroleum Products | 2,00,943 | 258.19 | 1.52% | |
| INE129A01019 | GAIL (India) Limited | Gas | 1,44,864 | 256.58 | 1.51% | |
| INE271C01023 | DLF Limited | Realty | 34,346 | 255.89 | 1.51% | |
| INE121J01017 | Indus Towers Limited | Telecom - Services | 66,553 | 231.07 | 1.36% | |
| INE775A01035 | Samvardhana Motherson International Limited | Auto Components | 1,58,111 | 223.35 | 1.32% | |
| INE298A01020 | Cummins India Limited | Industrial Products | 7,234 | 210.80 | 1.24% | |
| INE070A01015 | Shree Cement Limited | Cement & Cement Products | 705 | 195.96 | 1.16% | |
| INE484J01027 | Godrej Properties Limited | Realty | 8,071 | 188.01 | 1.11% | |
| INE079A01024 | Ambuja Cements Limited | Cement & Cement Products | 35,987 | 184.54 | 1.09% | |
| INE094A01015 | Hindustan Petroleum Corporation Limited | Petroleum Products | 51,444 | 184.30 | 1.09% | |
| INE465A01025 | Bharat Forge Limited | Auto Components | 14,011 | 171.50 | 1.01% | |
| INE208A01029 | Ashok Leyland Limited | Agricultural, Commercial & Construction Vehicles | 76,716 | 166.34 | 0.98% | |
| INE883A01011 | MRF Limited | Auto Components | 123 | 139.77 | 0.83% | |
| INE335Y01020 | Indian Railway Catering And Tourism Corporation Limited | Leisure Services | 16,137 | 132.69 | 0.78% | |
| INE111A01025 | Container Corporation of India Limited | Transport Services | 14,755 | 115.10 | 0.68% | |
| | **Subtotal** | | | **16,901.21** | **99.78%** | |
| | **(b) UNLISTED** | | | **NIL** | **NIL** | **NIL** |
| | **Subtotal** | | | **NIL** | **NIL** | **NIL** |
| | **Total** | | | **16,901.21** | **99.78%** | |
| | **Money Market Instruments** | | | | | |
| | **Triparty Repo/ Reverse Repo Instrument** | | | | | |
| | Triparty Repo | | | 48.39 | 0.29% | |
| | **Total** | | | **48.39** | **0.29%** | |
| | **OTHERS** | | | | | |
| | Cash Margin - CCIL | | | 0.26 | $0.00% | |
| | **Total** | | | **0.26** | **0.00%** | |
| | **Net Current Assets** | | | **(10.95)** | **-0.07%** | |
| | **GRAND TOTAL** | | | **16,938.91** | **100.00%** | |

**$ Less Than 0.01% of NAV**

**SCHEME RISK-O-METER**

**BENCHMARK NAME - NIFTY INFRASTRUCTURE TRI**
**BENCHMARK RISK-O-METER**

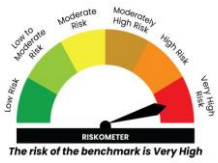

Data Classification: Public

**CPSE ETF (An Open Ended Index Exchange Traded Fund)**

Index

**Monthly Portfolio Statement as on January 31,2025**

| ISIN | Name of the Instrument | Industry / Rating | Quantity | Market/Fair Value ( Rs. in Lacs) | % to NAV | YIELD |
|---|---|---|---|---|---|---|
| | **Equity & Equity related** | | | | | |
| | **(a) Listed / awaiting listing on Stock Exchanges** | | | | | |
| INE752E01010 | Power Grid Corporation of India Limited | Power | 23,95,34,164 | 7,22,554.81 | 19.32% | |
| INE733E01010 | NTPC Limited | Power | 22,21,07,918 | 7,19,629.65 | 19.24% | |
| INE263A01024 | Bharat Electronics Limited | Aerospace & Defense | 21,37,34,055 | 6,25,492.71 | 16.73% | |
| INE213A01029 | Oil & Natural Gas Corporation Limited | Oil | 23,18,04,843 | 6,08,742.70 | 16.28% | |
| INE522F01014 | Coal India Limited | Consumable Fuels | 13,55,48,471 | 5,36,636.40 | 14.35% | |
| INE848E01016 | NHPC Limited | Power | 18,88,54,442 | 1,52,122.25 | 4.07% | |
| INE274J01014 | Oil India Limited | Oil | 3,25,46,798 | 1,36,843.01 | 3.66% | |
| INE704P01025 | Cochin Shipyard Limited | Industrial Manufacturing | 50,50,930 | 77,395.40 | 2.07% | |
| INE095N01031 | NBCC (India) Limited | Construction | 6,17,88,000 | 61,682.96 | 1.65% | |
| INE589A01014 | NLC India Limited | Power | 1,94,69,209 | 43,206.07 | 1.16% | |
| INE002L01015 | SJVN Limited | Power | 4,26,84,414 | 41,621.57 | 1.11% | |
| | **Subtotal** | | | **37,25,927.53** | **99.64%** | |
| | **(b) UNLISTED** | | | **NIL** | **NIL** | **NIL** |
| | **Subtotal** | | | **NIL** | **NIL** | **NIL** |
| | **Total** | | | **37,25,927.53** | **99.64%** | |
| | **Money Market Instruments** | | | | | |
| | **Triparty Repo/ Reverse Repo Instrument** | | | | | |
| | Triparty Repo | | | 1,978.86 | 0.05% | |
| | **Total** | | | **1,978.86** | **0.05%** | |
| | **OTHERS** | | | | | |
| | Cash Margin - CCIL | | | 11.06 | $0.00% | |
| | **Total** | | | **11.06** | **0.00%** | |
| | **Net Current Assets** | | | **11,804.80** | **0.31%** | |
| | **GRAND TOTAL** | | | **37,39,722.25** | **100.00%** | |

**$ Less Than 0.01% of NAV**

**Details of the Equity shares have been lent under Securities Lending and Borrowing as follows:-**

| Name of the Instrument | Quantity |
|---|---|
| SJVN Limited | 72,47,837 |

**SCHEME RISK-O-METER**

**BENCHMARK NAME - NIFTY CPSE TRI**

**BENCHMARK RISK-O-METER**

Data Classification: Public

**Nippon India Overnight Fund (An open-ended debt scheme investing in overnight securities. Relatively Low Interest Rate Risk and Relatively Low Credit Risk.)**

Index

**Monthly Portfolio Statement as on January 31,2025**

| ISIN | Name of the Instrument | Industry / Rating | Quantity | Market/Fair Value ( Rs. in Lacs) | % to NAV | YIELD | | |
|---|---|---|---|---|---|---|---|---|
| | **Money Market Instruments** | | | | | | | |
| | **Treasury Bill** | | | | | | | |
| IN002024X318 | 91 Days Tbill | | 1,00,00,000 | 9,991.29 | 1.43% | 6.36% | | |
| IN002023Z489 | 364 Days Tbill | | 1,00,00,000 | 9,978.93 | 1.43% | 6.42% | | |
| IN002023Z471 | 364 Days Tbill | | 95,00,000 | 9,491.73 | 1.36% | 6.36% | | |
| IN002024Y225 | 182 Days Tbill | | 45,00,000 | 4,479.50 | 0.64% | 6.43% | | |
| IN002024X334 | 91 Days Tbill | | 25,00,000 | 2,491.23 | 0.36% | 6.43% | | |
| IN002024Y191 | 182 Days Tbill | | 20,00,000 | 1,998.26 | 0.29% | 6.36% | | |
| IN002024X342 | 91 Days Tbill | | 20,00,000 | 1,990.89 | 0.29% | 6.43% | | |
| | **Triparty Repo/ Reverse Repo Instrument** | | | | | | | |
| | Reverse Repo | | | 5,87,663.04 | 84.31% | | | |
| | Triparty Repo | | | 8,165.19 | 1.17% | | | |
| | **Corporate Bond Repo** | | | | | | | |
| | 6.76% Corporate Bond Repo (MD 03-02-2025) | | | 24,986.12 | 3.58% | | | |
| | 6.8% Corporate Bond Repo (MD 03-02-2025) | | | 30,982.68 | 4.44% | | | |
| | **Total** | | | **6,92,218.86** | **99.30%** | | 55,968.80 | 8.02% |
| | **OTHERS** | | | | | | | |
| | Cash Margin - CCIL | | | 4,909.57 | 0.70% | | | |
| | **Total** | | | **4,909.57** | **0.70%** | | | |
| | **Net Current Assets** | | | **(90.60)** | **0.00%** | | | |
| | **GRAND TOTAL** | | | **6,97,037.83** | **100.00%** | | | |

**SCHEME RISK-O-METER**

**BENCHMARK NAME - CRISIL LIQUID OVERNIGHT INDEX**
**BENCHMARK RISK-O-METER**

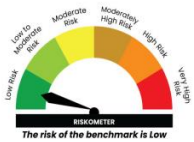

Data Classification: Public

**Nippon India ETF Nifty Midcap 150 (An Open Ended Index Exchange Traded Fund)**

Index

**Monthly Portfolio Statement as on January 31,2025**

| ISIN | Name of the Instrument | Industry / Rating | Quantity | Market/Fair Value ( Rs. in Lacs) | % to NAV | YIELD |
|---|---|---|---|---|---|---|
| | **Equity & Equity related** | | | | | |
| | **(a) Listed / awaiting listing on Stock Exchanges** | | | | | |
| INE027H01010 | Max Healthcare Institute Limited | Healthcare Services | 4,46,921 | 4,742.95 | 2.46% | |
| INE118H01025 | BSE Limited | Capital Markets | 81,630 | 4,330.72 | 2.24% | |
| INE040H01021 | Suzlon Energy Limited | Electrical Equipment | 69,83,304 | 4,062.19 | 2.10% | |
| INE053A01029 | The Indian Hotels Company Limited | Leisure Services | 5,29,444 | 4,048.66 | 2.10% | |
| INE262H01021 | Persistent Systems Limited | IT - Software | 63,447 | 3,827.50 | 1.98% | |
| INE417T01026 | PB Fintech Limited | Financial Technology (Fintech) | 1,98,905 | 3,434.69 | 1.78% | |
| INE935N01020 | Dixon Technologies (India) Limited | Consumer Durables | 22,894 | 3,430.88 | 1.78% | |
| INE591G01017 | Coforge Limited | IT - Software | 40,090 | 3,312.98 | 1.72% | |
| INE326A01037 | Lupin Limited | Pharmaceuticals & Biotechnology | 1,45,182 | 3,020.44 | 1.56% | |
| INE171A01029 | The Federal Bank Limited | Banks | 14,73,614 | 2,758.75 | 1.43% | |
| INE121J01017 | Indus Towers Limited | Telecom - Services | 7,47,406 | 2,594.99 | 1.34% | |
| INE647A01010 | SRF Limited | Chemicals & Petrochemicals | 87,294 | 2,452.83 | 1.27% | |
| INE067A01029 | CG Power and Industrial Solutions Limited | Electrical Equipment | 3,85,053 | 2,444.51 | 1.27% | |
| INE298A01020 | Cummins India Limited | Industrial Products | 81,535 | 2,375.97 | 1.23% | |
| INE127D01025 | HDFC Asset Management Company Limited | Capital Markets | 60,983 | 2,359.98 | 1.22% | |
| INE092T01019 | IDFC First Bank Limited | Banks | 37,27,092 | 2,357.01 | 1.22% | |
| INE259A01022 | Colgate Palmolive (India) Limited | Personal Products | 79,708 | 2,249.00 | 1.16% | |
| INE528G01035 | Yes Bank Limited | Banks | 1,13,38,321 | 2,180.36 | 1.13% | |
| INE974X01010 | Tube Investments of India Limited | Auto Components | 64,208 | 2,133.05 | 1.10% | |
| INE196A01026 | Marico Limited | Agricultural Food & other Products | 3,17,430 | 2,128.84 | 1.10% | |
| INE484J01027 | Godrej Properties Limited | Realty | 90,756 | 2,114.12 | 1.10% | |
| INE09A01015 | Hindustan Petroleum Corporation Limited | Petroleum Products | 5,77,730 | 2,069.72 | 1.07% | |
| INE949L01017 | AU Small Finance Bank Limited | Banks | 3,37,404 | 2,027.63 | 1.05% | |
| INE061F01013 | Fortis Healthcare Limited | Healthcare Services | 3,13,377 | 2,006.24 | 1.04% | |
| INE406A01037 | Aurobindo Pharma Limited | Pharmaceuticals & Biotechnology | 1,68,198 | 1,971.11 | 1.02% | |
| INE356A01018 | Mphasis Limited | IT - Software | 68,069 | 1,952.18 | 1.01% | |
| INE465A01025 | Bharat Forge Limited | Auto Components | 1,57,421 | 1,926.91 | 1.00% | |
| INE660A01013 | Sundaram Finance Limited | Finance | 41,377 | 1,910.38 | 0.99% | |
| INE208A01029 | Ashok Leyland Limited | Agricultural, Commercial & Construction Vehicles | 8,61,508 | 1,868.01 | 0.97% | |
| INE211B01039 | The Phoenix Mills Limited | Realty | 1,12,122 | 1,840.82 | 0.95% | |
| INE628A01036 | UPL Limited | Fertilizers & Agrochemicals | 3,04,360 | 1,837.57 | 0.95% | |
| INE455K01017 | Polycab India Limited | Industrial Products | 30,247 | 1,826.30 | 0.95% | |
| INE226A01021 | Voltas Limited | Consumer Durables | 1,37,380 | 1,732.16 | 0.90% | |
| INE180A01020 | Max Financial Services Limited | Insurance | 1,55,138 | 1,730.84 | 0.90% | |
| INE603J01030 | PI Industries Limited | Fertilizers & Agrochemicals | 48,834 | 1,701.25 | 0.88% | |
| INE813H01021 | Torrent Power Limited | Power | 1,14,390 | 1,674.04 | 0.87% | |
| INE761H01022 | Page Industries Limited | Textiles & Apparels | 3,726 | 1,666.40 | 0.86% | |
| INE702C01027 | APL Apollo Tubes Limited | Industrial Products | 1,08,882 | 1,643.63 | 0.85% | |
| INE415G01027 | Rail Vikas Nigam Limited | Construction | 3,41,456 | 1,626.35 | 0.84% | |
| INE540L01014 | Alkem Laboratories Limited | Pharmaceuticals & Biotechnology | 31,976 | 1,618.96 | 0.84% | |
| INE797F01020 | Jubilant Foodworks Limited | Leisure Services | 2,29,586 | 1,616.06 | 0.84% | |
| INE982J01020 | One 97 Communications Limited | Financial Technology (Fintech) | 2,04,362 | 1,585.34 | 0.82% | |
| INE776C01039 | GMR Airports Limited | Transport Infrastructure | 21,56,717 | 1,567.29 | 0.81% | |
| INE195A01028 | Supreme Industries Limited | Industrial Products | 38,854 | 1,542.04 | 0.80% | |
| INE634S01028 | Mankind Pharma Limited | Pharmaceuticals & Biotechnoloov | 62,457 | 1,521.08 | 0.79% | |
| INE878B01027 | KEI Industries Limited | Industrial Products | 37,087 | 1,492.23 | 0.77% | |
| INE343H01029 | Solar Industries India Limited | Chemicals & Petrochemicals | 14,627 | 1,491.17 | 0.77% | |
| INE414G01012 | Muthoot Finance Limited | Finance | 64,488 | 1,456.65 | 0.75% | |
| INE347G01014 | Petronet LNG Limited | Gas | 4,50,910 | 1,425.46 | 0.74% | |
| INE883A01011 | MRF Limited | Auto Components | 1,248 | 1,418.13 | 0.73% | |
| INE669E01016 | Vodafone Idea Limited | Telecom - Services | 1,56,12,817 | 1,412.96 | 0.73% | |
| INE018E01016 | SBI Cards and Payment Services Limited | Finance | 1,80,112 | 1,401.63 | 0.73% | |
| INE388Y01029 | FSN E-Commerce Ventures Limited | Retailing | 8,19,183 | 1,383.60 | 0.72% | |
| INE94K01011 | KPIT Technologies Limited | IT - Software | 98,055 | 1,381.79 | 0.72% | |
| INE811K01011 | Prestige Estates Projects Limited | Realty | 1,01,472 | 1,379.51 | 0.71% | |
| INE274J01014 | Oil India Limited | Oil | 3,27,970 | 1,378.95 | 0.71% | |
| INE534A01023 | NMDC Limited | Minerals & Mining | 20,78,470 | 1,373.87 | 0.71% | |
| INE073K01018 | Sona BLW Precision Forgings Limited | Auto Components | 2,69,584 | 1,359.51 | 0.70% | |
| INE787D01026 | Balkrishna Industries Limited | Auto Components | 48,342 | 1,339.68 | 0.69% | |
| INE670A01012 | Tata Elxsi Limited | IT - Software | 20,873 | 1,322.51 | 0.69% | |
| INE881D01027 | Oracle Financial Services Software Limited | IT - Software | 14,188 | 1,294.24 | 0.67% | |
| INE111A01025 | Container Corporation of India Limited | Transport Services | 1,65,754 | 1,293.05 | 0.67% | |
| INE093I01010 | Oberoi Realty Limited | Realty | 70,772 | 1,282.85 | 0.66% | |
| INE220G01021 | Jindal Stainless Limited | Ferrous Metals | 1,96,232 | 1,281.98 | 0.66% | |
| INE169A01031 | Coromandel International Limited | Fertilizers & Agrochemicals | 70,727 | 1,279.84 | 0.66% | |
| INE822G01014 | JK Cement Limited | Cement & Cement Products | 25,151 | 1,216.01 | 0.63% | |
| INE619A01035 | Patanjali Foods Limited | Agricultural Food & other Products | 65,981 | 1,203.89 | 0.62% | |
| INE562A01011 | Indian Bank | Banks | 2,12,530 | 1,181.14 | 0.61% | |
| INE571A01038 | IPCA Laboratories Limited | Pharmaceuticals & Biotechnoloov | 81,662 | 1,178.63 | 0.61% | |
| INE303R01014 | Kalyan Jewellers India Limited | Consumer Durables | 2,30,629 | 1,160.29 | 0.60% | |
| INE151A01013 | Tata Communications Limited | Telecom - Services | 70,622 | 1,153.26 | 0.60% | |
| INE006I01046 | Astral Limited | Industrial Products | 74,320 | 1,120.23 | 0.58% | |
| INE115A01026 | LIC Housing Finance Limited | Finance | 1,80,867 | 1,081.77 | 0.56% | |
| INE302A01020 | Exide Industries Limited | Auto Components | 2,73,790 | 1,025.34 | 0.53% | |
| INE405E01023 | UNO Minda Limited | Auto Components | 1,07,532 | 1,016.82 | 0.53% | |
| INE774D01024 | Mahindra & Mahindra Financial Services Limited | Finance | 3,55,875 | 1,014.07 | 0.53% | |
| INE148O01028 | Delhivery Limited | Transport Services | 3,06,522 | 984.09 | 0.51% | |
| INE376G01013 | Biocon Limited | Pharmaceuticals & Biotechnology | 2,70,717 | 981.48 | 0.51% | |
| INE686F01025 | United Breweries Limited | Beverages | 45,291 | 971.94 | 0.50% | |
| INE288B01029 | Deepak Nitrite Limited | Chemicals & Petrochemicals | 41,318 | 960.89 | 0.50% | |
| INE114A01011 | Steel Authority of India Limited | Ferrous Metals | 8,69,633 | 934.25 | 0.48% | |
| INE092A01019 | Tata Chemicals Limited | Chemicals & Petrochemicals | 94,198 | 928.89 | 0.48% | |
| INE242D10120 | Mazagon Dock Shipbuilders Limited | Industrial Manufacturing | 36,923 | 922.52 | 0.48% | |
| INE261B01032 | Lloyds Metals And Energy Limited | Ferrous Metals | 73,000 | 904.54 | 0.47% | |
| INE152A01029 | Thermax Limited | Electrical Equipment | 23,315 | 900.80 | 0.47% | |
| INE010V01017 | L&T Technology Services Limited | IT - Services | 16,508 | 899.58 | 0.47% | |
| INE00R701025 | Dalmia Bharat Limited | Cement & Cement Products | 48,083 | 897.40 | 0.46% | |
| INE009K01011 | Gujarat Fluorochemicals Limited | Chemicals & Petrochemicals | 24,559 | 878.61 | 0.46% | |
| INE438A01022 | Apollo Tyres Limited | Auto Components | 2,00,158 | 875.29 | 0.45% | |
| INE212H01026 | AIA Engineering Limited | Industrial Products | 23,371 | 860.19 | 0.45% | |
| INE203G01027 | Indraprastha Gas Limited | Gas | 4,21,838 | 851.27 | 0.44% | |
| INE513A01022 | Schaeffler India Limited | Auto Components | 24,236 | 829.93 | 0.43% | |
| INE084A01016 | Bank of India | Banks | 7,30,733 | 822.22 | 0.43% | |
| INE012A01025 | ACC Limited | Cement & Cement Products | 40,911 | 821.35 | 0.43% | |
| INE202E01016 | Indian Renewable Energy Development Agency Limited | Finance | 4,05,334 | 819.22 | 0.42% | |
| INE358A01014 | Abbott India Limited | Pharmaceuticals & Biotechnoloov | 3,126 | 818.70 | 0.42% | |
| INE179A01014 | Procter & Gamble Hygiene and Health Care Limited | Personal Products | 5,638 | 817.25 | 0.42% | |
| INE388R01022 | Syngene International Limited | Healthcare Services | 1,08,734 | 811.86 | 0.42% | |
| INE463A01038 | Berger Paints (I) Limited | Consumer Durables | 1,71,298 | 809.81 | 0.42% | |
| INE267A01025 | Hindustan Zinc Limited | Non - Ferrous Metals | 1,79,305 | 807.14 | 0.42% | |
| INE07Y701011 | Hitachi Energy India Limited | Electrical Equipment | 6,241 | 802.81 | 0.42% | |
| INE120A01034 | Carborundum Universal Limited | Industrial Products | 67,052 | 795.71 | 0.41% | |
| INE007A01025 | CRISIL Limited | Finance | 14,637 | 795.27 | 0.41% | |
| INE473A01011 | Linde India Limited | Chemicals & Petrochemicals | 12,669 | 794.07 | 0.41% | |
| INE704P01025 | Cochin Shipyard Limited | Industrial Manufacturing | 50,938 | 780.37 | 0.40% | |
| INE674K01013 | Aditya Birla Capital Limited | Finance | 4,28,051 | 767.88 | 0.40% | |
| INE481Y01014 | General Insurance Corporation of India | Insurance | 1,85,965 | 765.15 | 0.40% | |
| INE545U01014 | Bandhan Bank Limited | Banks | 5,00,267 | 757.30 | 0.39% | |
| INE142M01025 | Tata Technologies Limited | IT - Services | 92,723 | 730.29 | 0.38% | |
| INE686F01025 | Gland Pharma Limited | Pharmaceuticals & Biotechnology | 47,871 | 729.91 | 0.38% | |
| INE171Z01026 | Bharat Dynamics Limited | Aerospace & Defense | 55,398 | 722.94 | 0.37% | |
| INE042A01014 | Escorts Kubota Limited | Agricultural, Commercial & Construction Vehicles | 19,947 | 722.77 | 0.37% | |
| INE498L01015 | L&T Finance Limited | Finance | 4,84,108 | 704.23 | 0.36% | |
| INE647O01011 | Aditya Birla Fashion and Retail Limited | Retailing | 2,56,268 | 701.79 | 0.36% | |
| INE548C01032 | Emami Limited | Personal Products | 1,18,592 | 699.28 | 0.36% | |
| INE387A01021 | Sundram Fasteners Limited | Auto Components | 66,534 | 694.75 | 0.36% | |
| INE031A01017 | Housing & Urban Development Corporation Limited | Finance | 3,01,932 | 693.54 | 0.36% | |
| INE821I01022 | IRB Infrastructure Developers Limited | Construction | 11,93,647 | 684.20 | 0.35% | |
| INE031B01049 | Ajanta Pharma Limited | Pharmaceuticals & Biotechnology | 25,301 | 681.72 | 0.35% | |
| INE325A01013 | Timken India Limited | Industrial Products | 21,609 | 617.54 | 0.32% | |
| INE343G01021 | Bharti Hexacom Limited | Telecom - Services | 45,259 | 613.21 | 0.32% | |
| INE575P01011 | Star Health And Allied Insurance Company Limited | Insurance | 1,32,271 | 573.06 | 0.30% | |
| INE0F5B01015 | Motherson Sumi Wiring India Limited | Auto Components | 10,19,763 | 572.39 | 0.30% | |
| INE640A01023 | SKF India Limited | Industrial Products | 13,994 | 565.96 | 0.29% | |
| INE930H01031 | K.P.R. Mill Limited | Textiles & Apparels | 60,376 | 562.70 | 0.29% | |
| INE671A01010 | Honeywell Automation India Limited | Industrial Manufacturing | 1,351 | 546.79 | 0.28% | |
| INE511C01022 | Poonawalla Fincorp Limited | Finance | 1,75,534 | 544.86 | 0.28% | |
| INE536A01023 | Grindwell Norton Limited | Industrial Products | 27,798 | 535.79 | 0.28% | |
| INE474Q01031 | Global Health Limited | Healthcare Services | 49,977 | 519.58 | 0.27% | |
| INE470A01017 | 3M India Limited | Diversified | 1,718 | 513.55 | 0.27% | |
| INE844O01030 | Gujarat Gas Limited | Gas | 1,03,699 | 503.98 | 0.26% | |
| INE159A01016 | GlaxoSmithKline Pharmaceuticals Limited | Pharmaceuticals & Biotechnology | 24,885 | 492.01 | 0.25% | |
| INE457A01014 | Bank of Maharashtra | Banks | 9,46,108 | 485.26 | 0.25% | |
| INE672A01018 | Tata Investment Corporation Limited | Finance | 7,974 | 480.46 | 0.25% | |
| INE880J01026 | JSW Infrastructure Ltd | Transport Infrastructure | 1,62,608 | 447.17 | 0.23% | |
| INE589A01014 | NLC India Limited | Power | 1,96,220 | 435.45 | 0.23% | |
| INE913H01037 | Endurance Technologies Limited | Auto Components | 21,214 | 422.04 | 0.22% | |
| INE002L01015 | SJVN Limited | Power | 4,30,142 | 419.43 | 0.22% | |
| INE342J01019 | ZF Commercial Vehicle Control Systems India Limited | Auto Components | 3,668 | 404.73 | 0.21% | |
| INE462A01022 | Bayer Cropscience Limited | Fertilizers & Agrochemicals | 7,678 | 392.80 | 0.20% | |
| INE188A01015 | Fertilizers and Chemicals Travancore Limited | Fertilizers & Agrochemicals | 37,469 | 345.07 | 0.18% | |
| INE233A01035 | Godrej Industries Limited | Diversified | 38,383 | 341.82 | 0.18% | |
| INE424H01027 | Sun TV Network Limited | Entertainment | 51,104 | 316.26 | 0.16% | |
| INE608A01015 | IDBI Bank Limited | Banks | 3,37,660 | 273.91 | 0.14% | |
| INE317I01021 | Metro Brands Limited | Consumer Durables | 22,306 | 264.29 | 0.14% | |
| INE470Y01017 | The New India Assurance Company Limited | Insurance | 1,44,806 | 263.33 | 0.14% | |
| INE699H01024 | Adani Wilmar Limited | Agricultural Food & other Products | 95,047 | 253.44 | 0.13% | |
| INE565A01014 | Indian Overseas Bank | Banks | 4,12,694 | 210.47 | 0.11% | |
| INE103A01014 | Mangalore Refinery and Petrochemicals Limited | Petroleum Products | 1,10,254 | 142.78 | 0.07% | |
| | **Subtotal** | | | **1,92,817.03** | **99.83%** | |
| | **(b) UNLISTED** | | | **NIL** | **NIL** | **NIL** |
| | **Subtotal** | | | **NIL** | **NIL** | **NIL** |
| | **Total** | | | **1,92,817.03** | **99.83%** | |
| | **Money Market Instruments** | | | | | |
| | **Triparty Repo/ Reverse Repo Instrument** | | | | | |
| | Triparty Repo | | | 3,373.12 | 1.75% | |
| | **Total** | | | **3,373.12** | **1.75%** | |
| | **OTHERS** | | | | | |
| | Cash Margin - CCIL | | | 17.55 | 0.01% | |
| | **Total** | | | **17.55** | **0.01%** | |
| | **Net Current Assets** | | | **(3,146.81)** | **-1.59%** | |
| | **GRAND TOTAL** | | | **1,93,060.89** | **100.00%** | |

**Details of the Equity shares have been lent under Securities Lending and Borrowing as follows:-**

| Name of the Instrument | Quantity |
|---|---|
| Ashok Leyland Limited | 55,000 |
| Apollo Tyres Limited | 34,000 |
| AU Small Finance Bank Limited | 90,000 |
| FSN E-Commerce Ventures Limited | 2,00,000 |
| Oberoi Realty Limited | 17,500 |
| Poonawalla Fincorp Limited | 25,000 |
| Voltas Limited | 9,000 |

**SCHEME RISK-O-METER**

*The risk of the scheme is Very High*

**BENCHMARK NAME - NIFTY MIDCAP 150 TRI**
**BENCHMARK RISK-O-METER**

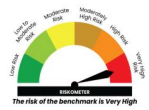


*The risk of the benchmark is Very High*

Data Classification: Public

**NIPPON INDIA NIFTY NEXT 50 JUNIOR BEES FOF (An Open Ended fund of funds scheme investing in Nippon India ETF Junior BeES)**

Index

**Monthly Portfolio Statement as on January 31,2025**

| ISIN | Name of the Instrument | Industry / Rating | Quantity | Market/Fair Value ( Rs. in Lacs) | % to NAV | YIELD |
|---|---|---|---|---|---|---|
| | **Money Market Instruments** | | | | | |
| | **Triparty Repo/ Reverse Repo Instrument** | | | | | |
| | Triparty Repo | | | 98.07 | 0.20% | |
| | **Total** | | | **98.07** | **0.20%** | |
| | **Exchange Traded Funds** | | | | | |
| INF732E01045 | Nippon India ETF Nifty Next 50 Junior BeES | | 72,56,981 | 49,123.23 | 99.87% | |
| | **Total** | | | **49,123.23** | **99.87%** | |
| | **OTHERS** | | | | | |
| | Cash Margin - CCIL | | | 0.56 | $0.00% | |
| | **Total** | | | **0.56** | **0.00%** | |
| | **Net Current Assets** | | | **(36.51)** | **-0.07%** | |
| | **GRAND TOTAL** | | | **49,185.35** | **100.00%** | |

**$ Less Than 0.01% of NAV**

**SCHEME RISK-O-METER**

**BENCHMARK NAME - NIFTY NEXT 50 TRI**
**BENCHMARK RISK-O-METER**

Data Classification: Public

**Nippon India Fixed Horizon Fund XLI Series 8 (A Close Ended Income Scheme. Relatively high interest rate risk and Moderate Credit Risk)**

Index

**Monthly Portfolio Statement as on January 31,2025**

| ISIN | Name of the Instrument | Industry / Rating | Quantity | Market/Fair Value ( Rs. in Lacs) | % to NAV | YIELD |
|---|---|---|---|---|---|---|
| | **Debt Instruments** | | | | | |
| | **(a) Listed / awaiting listing on Stock Exchange** | | | | | |
| | **Government Securities** | | | | | |
| IN1520190019 | 8.14% State Government Securities | SOVEREIGN | 23,56,500 | 2,451.35 | 38.79% | 7.13% |
| IN1520190035 | 8.17% State Government Securities | SOVEREIGN | 15,00,000 | 1,562.47 | 24.73% | 7.13% |
| IN3520200137 | 6.94% State Government Securities | SOVEREIGN | 2,50,000 | 249.25 | 3.94% | 7.14% |
| IN2220220015 | 7.11% State Government Securities | SOVEREIGN | 2,10,000 | 210.83 | 3.34% | 7.12% |
| IN2020180146 | 8.31% State Government Securities | SOVEREIGN | 1,90,000 | 198.46 | 3.14% | 7.15% |
| IN2920190021 | 8.15% State Government Securities | SOVEREIGN | 1,81,800 | 188.85 | 2.99% | 7.19% |
| IN1520180333 | 8.14% State Government Securities | SOVEREIGN | 1,70,000 | 176.77 | 2.80% | 7.13% |
| IN3120180200 | 8.08% State Government Securities | SOVEREIGN | 1,70,000 | 176.58 | 2.79% | 7.05% |
| IN1920180206 | 8.32% State Government Securities | SOVEREIGN | 1,67,000 | 174.66 | 2.76% | 7.14% |
| IN3420180181 | 8.39% State Government Securities | SOVEREIGN | 1,50,000 | 157.01 | 2.48% | 7.18% |
| IN1520180275 | 8.3% State Government Securities | SOVEREIGN | 1,28,600 | 134.31 | 2.13% | 7.13% |
| IN3320180174 | 8.43% State Government Securities | SOVEREIGN | 1,00,000 | 104.95 | 1.66% | 7.14% |
| IN1920180214 | 8.16% State Government Securities | SOVEREIGN | 62,900 | 65.44 | 1.04% | 7.14% |
| IN1920180180 | 8.34% State Government Securities | SOVEREIGN | 50,000 | 52.31 | 0.83% | 7.14% |
| IN1920180149 | 8.19% State Government Securities | SOVEREIGN | 50,000 | 52.01 | 0.82% | 7.14% |
| IN3720180063 | 8.31% State Government Securities | SOVEREIGN | 40,000 | 41.71 | 0.66% | 7.19% |
| IN1020140134 | 8.5% State Government Securities | SOVEREIGN | 30,000 | 31.37 | 0.50% | 7.34% |
| IN000329C044 | GOI STRIPS (MD 19/03/2029) | SOVEREIGN | 36,000 | 27.36 | 0.43% | 6.86% |
| IN2920180261 | 8.36% State Government Securities | SOVEREIGN | 22,400 | 23.44 | 0.37% | 7.09% |
| IN1420180144 | 8.36% State Government Securities | SOVEREIGN | 15,000 | 15.68 | 0.25% | 7.17% |
| IN1920180222 | 8.06% State Government Securities | SOVEREIGN | 15,000 | 15.56 | 0.25% | 7.13% |
| IN1720180059 | 8.43% State Government Securities | SOVEREIGN | 10,000 | 10.48 | 0.17% | 7.18% |
| IN3320180125 | 8.22% State Government Securities | SOVEREIGN | 10,000 | 10.41 | 0.16% | 7.14% |
| IN1020220613 | 7.54% State Government Securities | SOVEREIGN | 10,000 | 10.17 | 0.16% | 7.15% |
| IN2920180303 | 8.32% State Government Securities | SOVEREIGN | 8,000 | 8.35 | 0.13% | 7.19% |
| | **Subtotal** | | | **6,149.78** | **97.32%** | |
| | **(b) Privately placed / Unlisted** | | | **NIL** | **NIL** | **NIL** |
| | **Subtotal** | | | **NIL** | **NIL** | **NIL** |
| | **(c) Securitised Debt** | | | | | |
| | **Subtotal** | | | **NIL** | **NIL** | |
| | **Total** | | | **6,149.78** | **97.32%** | |
| | **Money Market Instruments** | | | | | |
| | **Triparty Repo/ Reverse Repo Instrument** | | | | | |
| | Triparty Repo | | | 25.75 | 0.41% | |
| | **Total** | | | **25.75** | **0.41%** | |
| | **OTHERS** | | | | | |
| | Cash Margin - CCIL | | | 0.14 | $0.00% | |
| | **Total** | | | **0.14** | **0.00%** | |
| | **Net Current Assets** | | | **143.70** | **2.27%** | |
| | **GRAND TOTAL** | | | **6,319.37** | **100.00%** | |

**$ Less Than 0.01% of NAV**

**SCHEME RISK-O-METER**

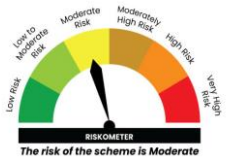


**BENCHMARK NAME - CRISIL DYNAMIC GILT INDEX**

**BENCHMARK RISK-O-METER**

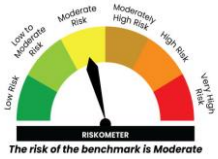

Data Classification: Public

**Nippon India ETF BSE Sensex Next 50 (An Open Ended Index Exchange Traded Fund)**

Index

**Monthly Portfolio Statement as on January 31,2025**

| ISIN | Name of the Instrument | Industry / Rating | Quantity | Market/Fair Value ( Rs. in Lacs) | % to NAV | YIELD |
|---|---|---|---|---|---|---|
| | **Equity & Equity related** | | | | | |
| | **(a) Listed / awaiting listing on Stock Exchanges** | | | | | |
| INE646L01027 | InterGlobe Aviation Limited | Transport Services | 3,399 | 147.02 | 3.42% | |
| INE027H01010 | Max Healthcare Institute Limited | Healthcare Services | 12,744 | 135.37 | 3.15% | |
| INE721A01047 | Shriram Finance Limited | Finance | 24,003 | 130.53 | 3.04% | |
| INE205A01025 | Vedanta Limited | Diversified Metals | 29,007 | 128.04 | 2.98% | |
| INE361B01024 | Divi's Laboratories Limited | Pharmaceuticals & Biotechnology | 2,199 | 122.61 | 2.86% | |
| INE795G01014 | HDFC Life Insurance Company Limited | Insurance | 18,558 | 118.43 | 2.76% | |
| INE053A01029 | The Indian Hotels Company Limited | Leisure Services | 15,225 | 116.40 | 2.71% | |
| INE040H01021 | Suzlon Energy Limited | Electrical Equipment | 1,93,039 | 112.25 | 2.61% | |
| INE200M01039 | Varun Beverages Limited | Beverages | 20,736 | 111.29 | 2.59% | |
| INE262H01021 | Persistent Systems Limited | IT - Software | 1,828 | 110.31 | 2.57% | |
| INE245A01021 | Tata Power Company Limited | Power | 29,216 | 106.42 | 2.48% | |
| INE134E01011 | Power Finance Corporation Limited | Finance | 25,049 | 105.84 | 2.46% | |
| INE663F01024 | Info Edge (India) Limited | Retailing | 1,341 | 103.57 | 2.41% | |
| INE494B01023 | TVS Motor Company Limited | Automobiles | 4,016 | 98.69 | 2.30% | |
| INE417T01026 | PB Fintech Limited | Financial Technology (Fintech) | 5,665 | 97.83 | 2.28% | |
| INE020B01018 | REC Limited | Finance | 21,351 | 96.05 | 2.24% | |
| INE192R01011 | Avenue Supermarts Limited | Retailing | 2,582 | 94.63 | 2.20% | |
| INE214T01019 | LTIMindtree Limited | IT - Software | 1,584 | 93.73 | 2.18% | |
| INE003A01024 | Siemens Limited | Electrical Equipment | 1,535 | 93.32 | 2.17% | |
| INE121A01024 | Cholamandalam Investment and Finance Company Ltd | Finance | 7,249 | 93.16 | 2.17% | |
| INE029A01011 | Bharat Petroleum Corporation Limited | Petroleum Products | 33,679 | 87.97 | 2.05% | |
| INE326A01037 | Lupin Limited | Pharmaceuticals & Biotechnology | 4,171 | 86.79 | 2.02% | |
| INE118A01012 | Bajaj Holdings & Investment Limited | Finance | 748 | 86.38 | 2.01% | |
| INE271C01023 | DLF Limited | Realty | 11,102 | 82.72 | 1.93% | |
| INE129A01019 | GAIL (India) Limited | Gas | 46,505 | 82.41 | 1.92% | |
| INE242A01010 | Indian Oil Corporation Limited | Petroleum Products | 63,338 | 81.42 | 1.90% | |
| INE171A01029 | The Federal Bank Limited | Banks | 42,301 | 79.31 | 1.85% | |
| INE765G01017 | ICICI Lombard General Insurance Company Limited | Insurance | 4,099 | 76.15 | 1.77% | |
| INE318A01026 | Pidilite Industries Limited | Chemicals & Petrochemicals | 2,633 | 75.60 | 1.76% | |
| INE102D01028 | Godrej Consumer Products Limited | Personal Products | 6,529 | 73.21 | 1.70% | |
| INE775A01035 | Samvardhana Motherson International Limited | Auto Components | 50,980 | 71.96 | 1.68% | |
| INE854D01024 | United Spirits Limited | Beverages | 5,019 | 71.38 | 1.66% | |
| INE647A01010 | SRF Limited | Chemicals & Petrochemicals | 2,506 | 70.41 | 1.64% | |
| INE028A01039 | Bank of Baroda | Banks | 32,116 | 68.54 | 1.60% | |
| INE298A01020 | Cummins India Limited | Industrial Products | 2,344 | 68.37 | 1.59% | |
| INE814H01011 | Adani Power Limited | Power | 13,307 | 68.30 | 1.59% | |
| INE176B01034 | Havells India Limited | Consumer Durables | 4,326 | 67.77 | 1.58% | |
| INE127D01025 | HDFC Asset Management Company Limited | Capital Markets | 1,733 | 67.01 | 1.56% | |
| INE259A01022 | Colgate Palmolive (India) Limited | Personal Products | 2,299 | 64.86 | 1.51% | |
| INE070A01015 | Shree Cement Limited | Cement & Cement Products | 231 | 64.29 | 1.50% | |
| INE528G01035 | Yes Bank Limited | Banks | 3,24,477 | 62.46 | 1.45% | |
| INE196A01026 | Marico Limited | Agricultural Food & other Products | 9,158 | 61.42 | 1.43% | |
| INE974X01010 | Tube Investments of India Limited | Auto Components | 1,835 | 61.01 | 1.42% | |
| INE160A01022 | Punjab National Bank | Banks | 59,480 | 60.16 | 1.40% | |
| INE079A01024 | Ambuja Cements Limited | Cement & Cement Products | 11,473 | 58.85 | 1.37% | |
| INE949L01017 | AU Small Finance Bank Limited | Banks | 9,624 | 57.87 | 1.35% | |
| INE465A01025 | Bharat Forge Limited | Auto Components | 4,417 | 54.09 | 1.26% | |
| INE476A01022 | Canara Bank | Banks | 57,898 | 54.02 | 1.26% | |
| INE016A01026 | Dabur India Limited | Personal Products | 10,089 | 53.41 | 1.24% | |
| INE364U01010 | Adani Green Energy Limited | Power | 5,192 | 51.87 | 1.21% | |
| | **Subtotal** | | | **4,285.50** | **99.79%** | |
| | **(b) UNLISTED** | | | **NIL** | **NIL** | **NIL** |
| | **Subtotal** | | | **NIL** | **NIL** | **NIL** |
| | **Total** | | | **4,285.50** | **99.79%** | |
| | **Money Market Instruments** | | | | | |
| | **Triparty Repo/ Reverse Repo Instrument** | | | | | |
| | Triparty Repo | | | 11.02 | 0.26% | |
| | **Total** | | | **11.02** | **0.26%** | |
| | **OTHERS** | | | | | |
| | Cash Margin - CCIL | | | 0.06 | $0.00% | |
| | **Total** | | | **0.06** | **0.00%** | |
| | **Net Current Assets** | | | **(1.97)** | **-0.05%** | |
| | **GRAND TOTAL** | | | **4,294.61** | **100.00%** | |

**$ Less Than 0.01% of NAV**
Aggregate value of investments made by other schemes of Nippon India Mutual Fund are amounting to Rs 2726.61 Lacs.

**SCHEME RISK-O-METER**

**BENCHMARK NAME - BSE SENSEX NEXT 50 TRI**
**BENCHMARK RISK-O-METER**

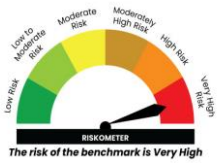

Data Classification: Public

**Nippon India ETF Nifty IT (An open ended scheme replicating/ tracking NIFTY IT Index)**

Index

**Monthly Portfolio Statement as on January 31,2025**

| ISIN | Name of the Instrument | Industry / Rating | Quantity | Market/Fair Value ( Rs. in Lacs) | % to NAV | YIELD |
|---|---|---|---|---|---|---|
| | **Equity & Equity related** | | | | | |
| | **(a) Listed / awaiting listing on Stock Exchanges** | | | | | |
| INE009A01021 | Infosys Limited | IT - Software | 34,54,418 | 64,936.15 | 28.15% | |
| INE467B01029 | Tata Consultancy Services Limited | IT - Software | 13,00,697 | 53,489.86 | 23.18% | |
| INE860A01027 | HCL Technologies Limited | IT - Software | 13,47,253 | 23,246.18 | 10.08% | |
| INE669C01036 | Tech Mahindra Limited | IT - Software | 13,38,527 | 22,412.97 | 9.71% | |
| INE075A01022 | Wipro Limited | IT - Software | 59,68,688 | 18,616.34 | 8.07% | |
| INE262H01021 | Persistent Systems Limited | IT - Software | 2,22,227 | 13,406.07 | 5.81% | |
| INE591G01017 | Coforge Limited | IT - Software | 1,40,286 | 11,593.02 | 5.02% | |
| INE214T01019 | LTIMindtree Limited | IT - Software | 1,94,944 | 11,529.28 | 5.00% | |
| INE356A01018 | Mphasis Limited | IT - Software | 2,38,200 | 6,831.46 | 2.96% | |
| INE010V01017 | L&T Technology Services Limited | IT - Services | 57,711 | 3,144.87 | 1.36% | |
| | **Subtotal** | | | **2,29,206.20** | **99.34%** | |
| | **(b) UNLISTED** | | | **NIL** | **NIL** | **NIL** |
| | **Subtotal** | | | **NIL** | **NIL** | **NIL** |
| | **Total** | | | **2,29,206.20** | **99.34%** | |
| | **Money Market Instruments** | | | | | |
| | **Triparty Repo/ Reverse Repo Instrument** | | | | | |
| | Triparty Repo | | | 101.50 | 0.04% | |
| | **Total** | | | **101.50** | **0.04%** | |
| | **OTHERS** | | | | | |
| | Cash Margin - CCIL | | | 0.57 | $0.00% | |
| | **Total** | | | **0.57** | **0.00%** | |
| | **Net Current Assets** | | | **1,411.02** | **0.62%** | |
| | **GRAND TOTAL** | | | **2,30,719.29** | **100.00%** | |

**$ Less Than 0.01% of NAV**

**SCHEME RISK-O-METER**

**BENCHMARK NAME - NIFTY IT TRI**
**BENCHMARK RISK-O-METER**

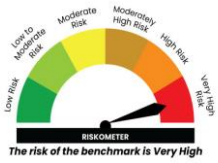

Data Classification: Public

**Nippon India Multi Asset Allocation Fund (An open ended scheme investing in Equity, Debt and Exchange Traded Commodity Derivatives and Gold ETF & Silver ETF)**

**Monthly Portfolio Statement as on January 31,2025**

Index

| ISIN | Name of the Instrument | Industry / Rating | Quantity | Market/Fair Value ( Rs. in Lacs) | % to NAV | YIELD |
|---|---|---|---|---|---|---|
| | **Equity & Equity related** | | | | | |
| | **(a) Listed / awaiting listing on Stock Exchanges** | | | | | |
| INE090A01021 | ICICI Bank Limited | Banks | 13,50,000 | 16,912.80 | 3.38% | |
| INE009A01021 | Infosys Limited | IT - Software | 7,50,000 | 14,098.50 | 2.82% | |
| INE040A01034 | HDFC Bank Limited | Banks | 7,50,000 | 12,740.63 | 2.55% | |
| INE002A01018 | Reliance Industries Limited | Petroleum Products | 8,00,000 | 10,120.80 | 2.02% | |
| INE062A01020 | State Bank of India | Banks | 13,00,000 | 10,047.70 | 2.01% | |
| INE397D01024 | Bharti Airtel Limited | Telecom - Services | 5,50,000 | 8,944.65 | 1.79% | |
| INE238A01034 | Axis Bank Limited | Banks | 8,00,000 | 7,888.80 | 1.58% | |
| INE101A01026 | Mahindra & Mahindra Limited | Automobiles | 2,50,000 | 7,474.63 | 1.49% | |
| INE296A01024 | Bajaj Finance Limited | Finance | 90,000 | 7,096.59 | 1.42% | |
| INE733E01010 | NTPC Limited | Power | 21,00,000 | 6,804.00 | 1.36% | |
| INE018A01030 | Larsen & Toubro Limited | Construction | 1,80,000 | 6,421.32 | 1.28% | |
| INE113E01011 | Power Finance Corporation Limited | Finance | 12,00,000 | 5,070.00 | 1.01% | |
| INE205A01025 | Vedanta Limited | Diversified Metals | 11,00,000 | 4,855.40 | 0.97% | |
| INE467B01029 | Tata Consultancy Services Limited | IT - Software | 1,15,000 | 4,729.26 | 0.95% | |
| INE154A01025 | ITC Limited | Diversified FMCG | 10,00,000 | 4,475.00 | 0.89% | |
| INE721A01047 | Shriram Finance Limited | Finance | 7,50,000 | 4,078.13 | 0.82% | |
| INE245A01021 | Tata Power Company Limited | Power | 11,00,000 | 4,009.50 | 0.80% | |
| INE262H01021 | Persistent Systems Limited | IT - Software | 60,000 | 3,619.56 | 0.72% | |
| INE263A01024 | Bharat Electronics Limited | Aerospace & Defense | 12,00,000 | 3,511.80 | 0.70% | |
| INE127D01025 | HDFC Asset Management Company Limited | Capital Markets | 90,000 | 3,482.91 | 0.70% | |
| INE685A01028 | Torrent Pharmaceuticals Limited | Pharmaceuticals & Biotechnology | 1,05,483 | 3,448.34 | 0.69% | |
| INE775A01035 | Samvardhana Motherson International Limited | Auto Components | 22,83,684 | 3,225.93 | 0.64% | |
| INE795G01014 | HDFC Life Insurance Company Limited | Insurance | 5,00,000 | 3,190.25 | 0.64% | |
| INE585B01010 | Maruti Suzuki India Limited | Automobiles | 25,000 | 3,077.66 | 0.62% | |
| INE918I01026 | Bajaj Finserv Limited | Finance | 1,70,000 | 2,951.37 | 0.59% | |
| INE481G01011 | UltraTech Cement Limited | Cement & Cement Products | 25,000 | 2,871.86 | 0.57% | |
| INE089A01031 | Dr. Reddy's Laboratories Limited | Pharmaceuticals & Biotechnology | 2,25,000 | 2,739.04 | 0.55% | |
| INE200A01026 | GE Vernova T&D India Limited | Electrical Equipment | 1,52,827 | 2,731.78 | 0.55% | |
| INE540L01014 | Alkem Laboratories Limited | Pharmaceuticals & Biotechnology | 53,000 | 2,683.42 | 0.54% | |
| INE038A01020 | Hindalco Industries Limited | Non - Ferrous Metals | 4,50,000 | 2,674.35 | 0.53% | |
| INE01EA01019 | Vishal Mega Mart Limited | Retailing | 24,48,962 | 2,643.65 | 0.53% | |
| INE066A01021 | Eicher Motors Limited | Automobiles | 50,000 | 2,597.15 | 0.52% | |
| INE180A01020 | Max Financial Services Limited | Insurance | 2,25,950 | 2,521.04 | 0.50% | |
| INE669C01036 | Tech Mahindra Limited | IT - Software | 1,50,000 | 2,511.68 | 0.50% | |
| INE326A01037 | Lupin Limited | Pharmaceuticals & Biotechnology | 1,20,000 | 2,496.54 | 0.50% | |
| INE854D01024 | United Spirits Limited | Beverages | 1,75,000 | 2,492.00 | 0.50% | |
| INE634S01028 | Mankind Pharma Limited | Pharmaceuticals & Biotechnology | 1,00,000 | 2,435.40 | 0.49% | |
| INE758T01015 | Zomato Limited | Retailing | 11,00,000 | 2,423.85 | 0.48% | |
| INE935N01020 | Dixon Technologies (India) Limited | Consumer Durables | 16,000 | 2,397.75 | 0.48% | |
| INE522F01014 | Coal India Limited | Consumable Fuels | 6,00,000 | 2,375.40 | 0.47% | |
| INE213A01029 | Oil & Natural Gas Corporation Limited | Oil | 9,00,000 | 2,363.49 | 0.47% | |
| INE094A01015 | Hindustan Petroleum Corporation Limited | Petroleum Products | 6,50,000 | 2,328.63 | 0.47% | |
| INE0ONG01011 | NTPC Green Energy Limited | Power | 19,89,233 | 2,285.83 | 0.46% | |
| INE020B01018 | REC Limited | Finance | 5,00,000 | 2,249.25 | 0.45% | |
| INE171A01029 | The Federal Bank Limited | Banks | 12,00,000 | 2,246.52 | 0.45% | |
| INE562A01011 | Indian Bank | Banks | 4,00,000 | 2,223.00 | 0.44% | |
| INE179A01014 | Procter & Gamble Hygiene and Health Care Limited | Personal Products | 15,190 | 2,202.64 | 0.44% | |
| INE200M01039 | Varun Beverages Limited | Beverages | 4,00,000 | 2,147.00 | 0.43% | |
| INE196A01026 | Marico Limited | Agricultural Food & other Products | 3,20,000 | 2,146.08 | 0.43% | |
| INE917I01010 | Bajaj Auto Limited | Automobiles | 23,769 | 2,103.03 | 0.42% | |
| INE149A01033 | Cholamandalam Financial Holdings Limited | Finance | 1,34,781 | 2,047.05 | 0.41% | |
| INE298A01020 | Cummins India Limited | Industrial Products | 70,000 | 2,039.84 | 0.41% | |
| INE047A01021 | Grasim Industries Limited | Cement & Cement Products | 80,001 | 2,007.11 | 0.40% | |
| INE095A01012 | IndusInd Bank Limited | Banks | 2,00,000 | 1,982.40 | 0.40% | |
| INE849A01020 | Trent Limited | Retailing | 34,000 | 1,956.09 | 0.39% | |
| INE226A01021 | Voltas Limited | Consumer Durables | 1,50,000 | 1,891.28 | 0.38% | |
| INE271C01023 | DLF Limited | Realty | 2,50,000 | 1,862.63 | 0.37% | |
| INE00WC01027 | Affle (India) Limited | IT - Services | 1,18,989 | 1,794.29 | 0.36% | |
| INE347G01014 | Petronet LNG Limited | Gas | 5,64,469 | 1,784.85 | 0.36% | |
| INE117A01022 | ABB India Limited | Electrical Equipment | 30,000 | 1,762.40 | 0.35% | |
| INE249Z01020 | Mazagon Dock Shipbuilders Limited | Industrial Manufacturing | 70,000 | 1,748.95 | 0.35% | |
| INE570A01022 | ION Exchange (India) Limited | Other Utilities | 3,00,000 | 1,744.95 | 0.35% | |
| INE589A01014 | NLC India Limited | Power | 7,50,000 | 1,664.40 | 0.33% | |
| INE066F01020 | Hindustan Aeronautics Limited | Aerospace & Defense | 40,000 | 1,574.72 | 0.31% | |
| INE055G01018 | Cyient Dlm Ltd | Industrial Manufacturing | 3,20,563 | 1,564.83 | 0.31% | |
| INE673O01025 | TBO Tek Limited | Leisure Services | 99,306 | 1,547.29 | 0.31% | |
| INE646L01027 | InterGlobe Aviation Limited | Transport Services | 35,000 | 1,513.52 | 0.30% | |
| INE059A01026 | Cipla Limited | Pharmaceuticals & Biotechnology | 1,00,000 | 1,479.40 | 0.30% | |
| INE259A01022 | Colgate Palmolive (India) Limited | Personal Products | 50,000 | 1,410.78 | 0.28% | |
| INE058A01010 | Sanofi India Limited | Pharmaceuticals & Biotechnology | 25,050 | 1,384.05 | 0.28% | |
| INE860A01027 | HCL Technologies Limited | IT - Software | 80,000 | 1,380.36 | 0.28% | |
| INE570L01029 | Sai Life Sciences Limited | Pharmaceuticals & Biotechnology | 2,02,832 | 1,332.20 | 0.27% | |
| INE974X01010 | Tube Investments of India Limited | Auto Components | 40,000 | 1,328.84 | 0.27% | |
| INE804L01022 | MedPlus Health Services Limited | Retailing | 1,82,368 | 1,319.16 | 0.26% | |
| INE877F01012 | PTC India Limited | Power | 9,12,952 | 1,314.47 | 0.26% | |
| INE811K01011 | Prestige Estates Projects Limited | Realty | 93,500 | 1,271.13 | 0.25% | |
| INE494B01023 | TVS Motor Company Limited | Automobiles | 50,000 | 1,228.95 | 0.25% | |
| INE010B01027 | Zydus Lifesciences Limited | Pharmaceuticals & Biotechnology | 1,25,000 | 1,212.81 | 0.24% | |
| INE053A01029 | The Indian Hotels Company Limited | Leisure Services | 1,57,898 | 1,207.45 | 0.24% | |
| INE0JOS01011 | Sanofi Consumer Healthcare India Limited | Pharmaceuticals & Biotechnology | 25,495 | 1,195.17 | 0.24% | |
| INE358A01014 | Abbott India Limited | Pharmaceuticals & Biotechnology | 4,500 | 1,177.80 | 0.24% | |
| INE176B01034 | Havells India Limited | Consumer Durables | 75,000 | 1,174.65 | 0.23% | |
| INE35VF01027 | Hyundai Motor India Ltd | Automobiles | 70,000 | 1,174.29 | 0.23% | |
| INE953R01016 | P N Gadgil Jewellers Limited | Consumer Durables | 2,00,000 | 1,129.60 | 0.23% | |
| INE622W01025 | Acme Solar Holdings Ltd | Finance | 5,00,000 | 1,075.75 | 0.22% | |
| INE389H01022 | KEC International Limited | Construction | 1,24,752 | 1,048.91 | 0.21% | |
| | **Subtotal** | | | **2,77,498.28** | **55.48%** | |
| | **(b) UNLISTED** | | | **NIL** | **NIL** | **NIL** |
| | **Subtotal** | | | **NIL** | **NIL** | **NIL** |
| | **Total** | | | **2,77,498.28** | **55.48%** | |
| | **Listed Foreign Securities/Overseas ETFs** | | | | | |
| US4642863926 | iShares MSCI World ETF | | 4,11,780 | 57,318.98 | 11.46% | |
| | **Subtotal** | | | **57,318.98** | **11.46%** | |
| | **Total** | | | **57,318.98** | **11.46%** | |
| | **Debt Instruments** | | | | | |
| | **(a) Listed / awaiting listing on Stock Exchanges** | | | | | |
| | **Government Securities** | | | | | |
| IN0020230036 | 7.17% Government of India | SOVEREIGN | 95,00,000 | 9,705.37 | 1.94% | 6.78% |
| IN0020220151 | 7.26% Government of India | SOVEREIGN | 60,00,000 | 6,187.27 | 1.24% | 6.86% |
| IN2220220122 | 7.76% State Government Securities | SOVEREIGN | 50,00,000 | 5,167.29 | 1.03% | 7.16% |
| IN0020240019 | 7.1% Government of India | SOVEREIGN | 25,00,000 | 2,560.16 | 0.51% | 6.86% |
| IN2920200622 | 6.85% State Government Securities | SOVEREIGN | 10,00,000 | 990.54 | 0.20% | 7.17% |
| | **Non Convertible Debentures** | | | | | |
| INE537P07836 | 7.93% India Infrabitt Limited** | CRISIL AAA | 5,000 | 5,047.93 | 1.01% | 7.78% |
| INE296A07TD7 | 7.98% Bajaj Finance Limited** | CRISIL AAA | 5,000 | 5,042.27 | 1.01% | 7.73% |
| INE9NDH07035 | 7.72% Nexus Select Trust - REIT** | CRISIL AAA | 5,000 | 4,998.89 | 1.00% | 7.95% |
| INE134E8BND3 | 7.27% Power Finance Corporation Limited** | CRISIL AAA | 5,000 | 4,988.50 | 1.00% | 7.31% |
| INE414G07IR6 | 8.78% Muthoot Finance Limited | CRISIL AA+ | 4,500 | 4,507.39 | 0.90% | 8.66% |
| INE233A08154 | 8.1% Godrej Industries Limited** | CRISIL AA+ | 4,500 | 4,486.36 | 0.90% | 8.22% |
| INE556F08K9 | 7.44% Small Industries Dev Bank of India | CRISIL AAA | 3,000 | 2,990.65 | 0.60% | 7.61% |
| INE071G07736 | 7.94% ICICI Home Finance Company Limited** | ICRA AAA | 2,500 | 2,511.29 | 0.50% | 7.80% |
| INE115A07QM6 | 7.77% LIC Housing Finance Limited** | CRISIL AAA | 250 | 2,507.19 | 0.50% | 7.65% |
| INE692Q07548 | 8.06% Toyota Financial Services India Limited** | ICRA AAA | 2,500 | 2,501.82 | 0.50% | 8.05% |
| INE787H08154 | 7.47% India Infrastructure Fin Co Ltd** | CARE AAA | 2,500 | 2,497.92 | 0.50% | 7.49% |
| INE280A08015 | 7.75% Titan Company Limited** | CRISIL AAA | 2,500 | 2,497.73 | 0.50% | 7.73% |
| INE261F08DX0 | 7.58% National Bank For Agriculture and Rural Development | CRISIL AAA | 2,500 | 2,496.56 | 0.50% | 7.63% |
| INE040A08849 | 6.43% HDFC Bank Limited** | CRISIL AAA | 250 | 2,474.31 | 0.49% | 7.90% |
| INE774D07VF8 | 8.18% Mahindra & Mahindra Financial Services Limited** | CRISIL AAA | 1,500 | 1,512.15 | 0.30% | 7.37% |
| INE062A08256 | 6.24% State Bank of India** | CRISIL AAA | 50 | 494.96 | 0.10% | 6.45% |
| | **Zero Coupon Bonds** | | | | | |
| INE0H7R07066 | National Highways Infra Trust** | CARE AAA | 1,750 | 894.25 | 0.18% | 7.75% |
| INE0H7R07058 | National Highways Infra Trust** | CARE AAA | 1,750 | 829.93 | 0.17% | 7.75% |
| | **Subtotal** | | | **77,890.73** | **15.58%** | |
| | **(b) Privately placed / Unlisted** | | | **NIL** | **NIL** | **NIL** |
| | **Subtotal** | | | **NIL** | **NIL** | **NIL** |
| | **(c) Securitised Debt** | | | | | |
| | **Subtotal** | | | **NIL** | **NIL** | |
| | **Total** | | | **77,890.73** | **15.58%** | |
| | **Money Market Instruments** | | | | | |
| | **Triparty Repo/ Reverse Repo Instrument** | | | | | |
| | Triparty Repo | | | 9,675.86 | 1.93% | |
| | **Total** | | | **9,675.86** | **1.93%** | |
| | **Exchange Traded Funds** | | | | | |
| INF204KB17I5 | Nippon India ETF Gold Bees | | 8,62,61,865 | 59,589.70 | 11.91% | |
| INF204KC1402 | Nippon India Silver ETF | | 1,68,69,201 | 15,295.30 | 3.06% | |
| | **Total** | | | **74,885.00** | **14.97%** | |
| | **OTHERS** | | | | | |
| | Cash Margin - Derivatives | | | 2,075.00 | 0.41% | |
| | Cash Margin - CCIL | | | 8.82 | 80.00% | |
| | **Total** | | | **2,083.82** | **0.41%** | |
| | **Net Current Assets** | | | **840.53** | **0.17%** | |
| | **GRAND TOTAL** | | | **5,00,193.20** | **100.00%** | |

**** Non Traded Securities/Illiquid Securities**
**$ Less Than 0.01% of NAV**

**Details of Commodity Future / Index Future**

| Long/Short | Name of the Instrument | Industry | Quantity. | Market/Fair Value (Rs. in Lacs). | % to NAV. |
|---|---|---|---|---|---|
| Long | FUTCOM GOLD 04/04/2025 | Others | 5400 | 4,440.58 | 0.89% |
| Long | FUTCOM SILVER 05/03/2025 | Others | 2010 | 1,875.89 | 0.38% |
| Long | FUTCOM CRUDEOIL 19/02/2025 | Others | 5000 | 313.95 | 0.06% |

**Disclosure of Yield to Call**

"With Reference to " AMFI Best Practices Guidelines Circular No. 91/2020 – 21 on Valuation of AT-1 Bonds and Tier 2 Bonds" disclosure of Yield to Call as follows"

| isin_code | security_name | Yield to Call |
|---|---|---|
| INE062A08256 | 6.24% SBI NCDS/2 BSIII Tier2 (M21/9/30)CALL19/9/25 | 7.74% |

**BENCHMARK NAME - 50% OF BSE 500 TRI, 20% OF MSCI WORLD INDEX TRI, 15% OF CRISIL SHORT TERM BOND INDEX 10% OF DOMESTIC PRICES OF GOLD & 5% OF DOMESTIC PRICES OF SILVER**

**SCHEME RISK-O-METER**

*The risk of the scheme is Very High*

**BENCHMARK RISK-O-METER**

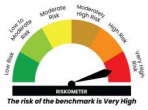


*The risk of the benchmark is Very High*

**Nippon India Nifty Smallcap 250 Index Fund (An open ended scheme replicating/tracking Nifty Smallcap 250 Index)**

Index

**Monthly Portfolio Statement as on January 31,2025**

| ISIN | Name of the Instrument | Industry / Rating | Quantity | Market/Fair Value ( Rs. in Lacs) | % to NAV | YIELD |
|---|---|---|---|---|---|---|
| | **Equity & Equity related** | | | | | |
| | **(a) Listed / awaiting listing on Stock Exchanges** | | | | | |
| INE745G01035 | Multi Commodity Exchange of India Limited | Capital Markets | 55.228 | 3.166.19 | 1.66% | |
| INE472A01039 | Blue Star Limited | Consumer Durables | 1.40.548 | 2.554.53 | 1.34% | |
| INE736A01011 | Central Depository Services (India) Limited | Capital Markets | 1.92.807 | 2.525.19 | 1.33% | |
| INE947Q01028 | Laurus Labs Limited | Pharmaceuticals & Biotechnology | 4.26.152 | 2.488.94 | 1.31% | |
| INE299U01018 | Crompton Greaves Consumer Electricals Limited | Consumer Durables | 6.97.465 | 2.395.09 | 1.26% | |
| INE935A01035 | Glenmark Pharmaceuticals Limited | Pharmaceuticals & Biotechnology | 1.63.109 | 2.370.30 | 1.25% | |
| INE466L01038 | 360 One WAM Limited | Capital Markets | 2.10.642 | 2.122.74 | 1.12% | |
| INE036D01028 | Karur Vysya Bank Limited | Banks | 8.50.912 | 2.027.04 | 1.07% | |
| INE200A01026 | GE Vernova T&D India Limited | Electrical Equipment | 1.10.882 | 1.982.02 | 1.04% | |
| INE139A01034 | National Aluminium Company Limited | Non - Ferrous Metals | 9.70.623 | 1.962.99 | 1.03% | |
| INE596I01012 | Computer Age Management Services Limited | Capital Markets | 51.823 | 1.867.44 | 0.98% | |
| INE944F01028 | Radico Khaitan Limited | Beverages | 84.637 | 1.843.73 | 0.97% | |
| INE791I01019 | Brigade Enterprises Limited | Realty | 1.49.533 | 1.751.11 | 0.92% | |
| INE967H01025 | Krishna Institute Of Medical Sciences Limited | Healthcare Services | 2.65.694 | 1.618.61 | 0.85% | |
| INE149A01033 | Cholamandalam Financial Holdings Limited | Finance | 1.06.380 | 1.615.70 | 0.85% | |
| INE128S01021 | Five Star Business Finance Limited | Finance | 2.01.743 | 1.592.36 | 0.84% | |
| INE048G01026 | Navin Fluorine International Limited | Chemicals & Petrochemicals | 37.801 | 1.568.25 | 0.82% | |
| INE0DK501011 | Piramal Pharma Limited | Pharmaceuticals & Biotechnology | 6.66.924 | 1.553.27 | 0.82% | |
| INE732I01013 | Angel One Limited | Capital Markets | 62.765 | 1.472.53 | 0.77% | |
| INE03QK01018 | Suven Pharmaceuticals Limited | Pharmaceuticals & Biotechnology | 1.37.489 | 1.450.17 | 0.76% | |
| INE022Q01020 | Indian Energy Exchange Limited | Capital Markets | 8.20.216 | 1.432.10 | 0.75% | |
| INE918Z01012 | Kaynes Technology India Limited | Industrial Manufacturing | 29.352 | 1.406.65 | 0.74% | |
| INE885A01032 | Amara Raja Energy & Mobility Ltd | Auto Components | 1.32.601 | 1.371.96 | 0.72% | |
| INE372A01015 | Apar Industries Limited | Electrical Equipment | 18.294 | 1.370.58 | 0.72% | |
| INE572A01036 | JB Chemicals & Pharmaceuticals Limited | Pharmaceuticals & Biotechnology | 77.444 | 1.366.03 | 0.72% | |
| INE138Y01010 | KFin Technologies Limited | Capital Markets | 1.24.856 | 1.361.24 | 0.72% | |
| INE491A01021 | City Union Bank Limited | Banks | 7.80.555 | 1.355.98 | 0.71% | |
| INE371P01015 | Amber Enterprises India Limited | Consumer Durables | 20.532 | 1.334.95 | 0.70% | |
| INE136B01020 | Cyient Limited | IT - Services | 91.515 | 1.331.04 | 0.70% | |
| INE891D01026 | Redington Limited | Commercial Services & Supplies | 6.43.535 | 1.327.16 | 0.70% | |
| INE140A01024 | Piramal Enterprises Limited | Finance | 1.29.268 | 1.322.54 | 0.70% | |
| INE220B01022 | Kalpataru Projects International Limited | Construction | 1.22.998 | 1.302.12 | 0.68% | |
| INE572E01012 | PNB Housing Finance Limited | Finance | 1.46.702 | 1.288.34 | 0.68% | |
| INE019C01026 | Himadri Speciality Chemical Limited | Chemicals & Petrochemicals | 2.57.503 | 1.271.29 | 0.67% | |
| INE285A01027 | Elgi Equipments Limited | Industrial Products | 2.33.753 | 1.264.37 | 0.66% | |
| INE331A01037 | The Ramco Cements Limited | Cement & Cement Products | 1.37.379 | 1.260.45 | 0.66% | |
| INE055A01016 | Aditya Birla Real Estate Limited | Paper, Forest & Jute Products | 56.652 | 1.219.92 | 0.64% | |
| INE066P01011 | Inox Wind Limited | Electrical Equipment | 7.19.143 | 1.212.40 | 0.64% | |
| INE389H01022 | KEC International Limited | Construction | 1.40.518 | 1.181.48 | 0.62% | |
| INE914M01019 | Aster DM Healthcare Limited | Healthcare Services | 2.37.420 | 1.167.04 | 0.61% | |
| INE522D01027 | Manappuram Finance Limited | Finance | 5.94.167 | 1.164.75 | 0.61% | |
| INE600L01024 | Dr. Lal Path Labs Limited | Healthcare Services | 40.500 | 1.155.49 | 0.61% | |
| INE684F01012 | Firstsource Solutions Limited | Commercial Services & Supplies | 3.41.870 | 1.145.78 | 0.60% | |
| INE987B01026 | Natco Pharma Limited | Pharmaceuticals & Biotechnology | 96.880 | 1.137.23 | 0.60% | |
| INE095N01031 | NBCC (India) Limited | Construction | 11.20.687 | 1.118.78 | 0.59% | |
| INE868B01028 | NCC Limited | Construction | 4.42.031 | 1.115.24 | 0.59% | |
| INE269A01021 | Sonata Software Limited | IT - Software | 2.10.753 | 1.114.88 | 0.59% | |
| INE100A01010 | Atul Limited | Chemicals & Petrochemicals | 17.239 | 1.083.59 | 0.57% | |
| INE520A01027 | Zensar Technologies Limited | IT - Software | 1.23.912 | 1.078.03 | 0.57% | |
| INE246F01010 | Gujarat State Petronet Limited | Gas | 3.11.653 | 1.077.38 | 0.57% | |
| INE976G01028 | RBL Bank Limited | Banks | 6.44.471 | 1.061.89 | 0.56% | |
| INE216P01012 | Aavas Financiers Limited | Finance | 61.973 | 1.061.47 | 0.56% | |
| INE017A01032 | The Great Eastern Shipping Company Limited | Transport Services | 1.07.342 | 1.056.25 | 0.56% | |
| INE256A01028 | Zee Entertainment Enterprises Limited | Entertainment | 10.00.316 | 1.056.23 | 0.56% | |
| INE191B01025 | Welspun Corp Limited | Industrial Products | 1.41.419 | 1.049.33 | 0.55% | |
| INE148I01020 | Sammaan Capital Limited | Finance | 7.42.322 | 1.044.45 | 0.55% | |
| INE00WC01027 | Affle (India) Limited | IT - Services | 68.297 | 1.029.88 | 0.54% | |
| INE410P01011 | Narayana Hrudayalaya Limited | Healthcare Services | 73.506 | 1.019.64 | 0.54% | |
| INE338I01027 | Motilal Oswal Financial Services Limited | Capital Markets | 1.59.632 | 1.017.10 | 0.53% | |
| INE980O01024 | Jyoti CNC Automation Ltd | Industrial Manufacturing | 92.251 | 992.44 | 0.52% | |
| INE769A01020 | Aarti Industries Limited | Chemicals & Petrochemicals | 2.20.657 | 981.26 | 0.52% | |
| INE486A01021 | CESC Limited | Power | 6.82.677 | 976.09 | 0.51% | |
| INE548A01028 | HFCL Limited | Telecom - Services | 9.92.839 | 973.28 | 0.51% | |
| INE205C01021 | Poly Medicure Limited | Healthcare Equipment & Supplies | 41.173 | 959.33 | 0.50% | |
| INE208C01025 | Aegis Logistics Limited | Gas | 1.36.076 | 953.14 | 0.50% | |
| INE836A01035 | Birlasoft Limited | IT - Software | 1.77.211 | 947.37 | 0.50% | |
| INE172A01027 | Castrol India Limited | Petroleum Products | 5.23.755 | 929.04 | 0.49% | |
| INE126A01031 | EID Parry India Limited | Fertilizers & Agrochemicals | 1.09.743 | 899.78 | 0.47% | |
| INE176A01028 | Bata India Limited | Consumer Durables | 69.136 | 896.56 | 0.47% | |
| INE217B01036 | Kajaria Ceramics Limited | Consumer Durables | 90.133 | 893.58 | 0.47% | |
| INE530B01024 | IIFL Finance Limited | Finance | 2.50.597 | 893.25 | 0.47% | |
| INE615H01020 | Titagarh Rail Systems Limited | Industrial Manufacturing | 86.744 | 883.88 | 0.46% | |
| INE242C01024 | Anant Raj Limited | Realty | 1.46.275 | 875.16 | 0.46% | |
| INE101D01020 | Granules India Limited | Pharmaceuticals & Biotechnology | 1.56.807 | 872.40 | 0.46% | |
| INE399G01023 | Ramkrishna Forgings Limited | Auto Components | 1.11.215 | 871.81 | 0.46% | |
| INE230A01023 | EIH Limited | Leisure Services | 2.31.371 | 857.23 | 0.45% | |
| INE002S01010 | Mahanagar Gas Limited | Gas | 61.644 | 850.59 | 0.45% | |
| INE531E01026 | Hindustan Copper Limited | Non - Ferrous Metals | 3.55.225 | 848.92 | 0.45% | |
| INE351F01018 | Jaiprakash Power Ventures Limited | Power | 51.61.923 | 842.94 | 0.44% | |
| INE074A01025 | Praj Industries Limited | Industrial Manufacturing | 1.33.433 | 842.76 | 0.44% | |
| INE191H01014 | PVR INOX Limited | Entertainment | 77.241 | 842.31 | 0.44% | |
| INE085A01013 | Chambal Fertilizers & Chemicals Limited | Fertilizers & Agrochemicals | 1.65.302 | 833.29 | 0.44% | |
| INE665A01038 | Swan Energy Limited | Diversified | 1.51.019 | 832.64 | 0.44% | |
| INE501A01019 | Deepak Fertilizers and Petrochemicals Corporation Limited | Chemicals & Petrochemicals | 72.952 | 828.63 | 0.44% | |
| INE235A01022 | Finolex Cables Limited | Industrial Products | 81.950 | 820.73 | 0.43% | |
| INE063P01018 | Equitas Small Finance Bank Limited | Banks | 12.31.811 | 819.15 | 0.43% | |
| INE152M01016 | Triveni Turbine Limited | Electrical Equipment | 1.21.899 | 817.15 | 0.43% | |
| INE146L01010 | Kirloskar Oil Engines Limited | Industrial Products | 90.015 | 813.24 | 0.43% | |
| INE439A01020 | Asahi India Glass Limited | Auto Components | 1.19.140 | 805.86 | 0.42% | |
| INE703B01027 | Ratnamani Metals & Tubes Limited | Industrial Products | 28.094 | 803.10 | 0.42% | |
| INE700A01033 | Jubilant Pharmova Limited | Pharmaceuticals & Biotechnology | 82.162 | 800.22 | 0.42% | |
| INE258A01016 | BEML Limited | Agricultural, Commercial & Construction Vehicles | 20.698 | 795.78 | 0.42% | |
| INE596F01018 | PTC Industries Limited | Industrial Products | 5.597 | 794.97 | 0.42% | |
| INE306R01017 | Intellect Design Arena Limited | IT - Software | 97.753 | 792.78 | 0.42% | |
| INE962Y01021 | IRCON International Limited | Construction | 3.52.889 | 781.40 | 0.41% | |
| INE010J01012 | Tejas Networks Limited | Telecom - Equipment & Accessories | 84.439 | 773.59 | 0.41% | |
| INE338H01029 | Concord Biotech Limited | Pharmaceuticals & Biotechnology | 35.772 | 770.76 | 0.41% | |
| INE716A01013 | Whirlpool of India Limited | Consumer Durables | 67.473 | 769.06 | 0.40% | |
| INE961O01016 | Rainbow Childrens Medicare Limited | Healthcare Services | 53.964 | 768.31 | 0.40% | |
| INE322A01010 | Gillette India Limited | Personal Products | 8.808 | 758.13 | 0.40% | |
| INE182A01018 | Pfizer Limited | Pharmaceuticals & Biotechnology | 16.432 | 745.72 | 0.39% | |
| INE763G01038 | ICICI Securities Limited | Capital Markets | 89.661 | 742.93 | 0.39% | |
| INE806T01020 | Sapphire Foods India Limited | Leisure Services | 2.55.073 | 738.69 | 0.39% | |
| INE872J01023 | Devyani International Limited | Leisure Services | 4.34.898 | 733.46 | 0.39% | |
| INE531F01015 | Nuvama Wealth Management Limited | Capital Markets | 13.048 | 730.07 | 0.38% | |
| INE292B01021 | HBL Engineering Limited | Auto Components | 1.21.962 | 727.93 | 0.38% | |
| INE970X01018 | Lemon Tree Hotels Limited | Leisure Services | 5.33.597 | 726.76 | 0.38% | |
| INE602A01031 | PCBL Chemical Limited | Chemicals & Petrochemicals | 1.90.282 | 722.98 | 0.38% | |
| INE951I01027 | V-Guard Industries Limited | Consumer Durables | 1.98.100 | 721.98 | 0.38% | |
| INE551W01018 | Ujjivan Small Finance Bank Limited | Banks | 19.84.742 | 712.92 | 0.37% | |
| INE619B01017 | Newgen Software Technologies Limited | IT - Software | 67.638 | 708.95 | 0.37% | |
| INE738I01010 | eClerx Services Limited | Commercial Services & Supplies | 23.132 | 707.41 | 0.37% | |
| INE0IX101010 | Data Patterns (India) Limited | Aerospace & Defense | 32.030 | 707.03 | 0.37% | |
| INE463V01026 | Anand Rathi Wealth Limited | Capital Markets | 19.117 | 700.10 | 0.37% | |
| INE406M01024 | Eris Lifesciences Limited | Pharmaceuticals & Biotechnology | 56.194 | 690.09 | 0.36% | |
| INE933S01016 | Indiamart Intermesh Limited | Retailing | 32.997 | 681.85 | 0.36% | |
| INE258G01013 | Sumitomo Chemical India Limited | Fertilizers & Agrochemicals | 1.33.092 | 681.03 | 0.36% | |
| INE260B01028 | Godfrey Phillips India Limited | Cigarettes & Tobacco Products | 14.736 | 665.68 | 0.35% | |
| INE03JT01014 | Go Digit General Insurance Limited | Insurance | 2.22.353 | 661.94 | 0.35% | |
| INE852O01025 | Aptus Value Housing Finance India Limited | Finance | 2.16.469 | 655.90 | 0.34% | |
| INE482A01020 | CEAT Limited | Auto Components | 22.815 | 651.74 | 0.34% | |
| INE260D01016 | Olectra Greentech Limited | Automobiles | 44.277 | 649.19 | 0.34% | |
| INE228A01035 | Usha Martin Limited | Industrial Products | 1.87.657 | 641.60 | 0.34% | |
| INE536H01010 | CIE Automotive India Limited | Auto Components | 1.37.892 | 640.44 | 0.34% | |
| INE183A01024 | Finolex Industries Limited | Industrial Products | 3.07.382 | 630.75 | 0.33% | |
| INE324A01032 | Jindal Saw Limited | Industrial Products | 2.50.716 | 626.92 | 0.33% | |
| INE741K01010 | CreditAccess Grameen Limited | Finance | 57.623 | 623.97 | 0.33% | |
| INE825V01034 | Vedant Fashions Limited | Retailing | 66.016 | 616.46 | 0.32% | |
| INE477A01020 | Can Fin Homes Limited | Finance | 91.500 | 610.95 | 0.32% | |
| INE119A01028 | Balrampur Chini Mills Limited | Agricultural Food & other Products | 1.24.235 | 605.46 | 0.32% | |
| INE419U01012 | Happiest Minds Technologies Limited | IT - Software | 87.830 | 604.80 | 0.32% | |
| INE427F01016 | Chalet Hotels Limited | Leisure Services | 76.980 | 593.48 | 0.31% | |
| INE209L01016 | Jupiter Wagons Limited | Industrial Manufacturing | 1.46.938 | 588.71 | 0.31% | |
| INE668F01031 | Jyothy Labs Limited | Household Products | 1.47.358 | 587.07 | 0.31% | |
| INE285K01026 | Techno Electric & Engineering Company Limited | Construction | 54.272 | 584.92 | 0.31% | |
| INE671H01015 | Sobha Limited | Realty | 43.964 | 582.87 | 0.31% | |
| INE810G01011 | Shyam Metalics and Energy Limited | Industrial Products | 75.802 | 578.67 | 0.30% | |
| INE731H01025 | Action Construction Equipment Limited | Agricultural, Commercial & Construction Vehicles | 44.560 | 573.93 | 0.30% | |
| INE153T01027 | BLS International Services Limited | Leisure Services | 1.31.002 | 571.50 | 0.30% | |
| INE373A01013 | BASF India Limited | Chemicals & Petrochemicals | 12.347 | 569.76 | 0.30% | |
| INE0BY001018 | Jubilant Ingrevia Limited | Chemicals & Petrochemicals | 80.368 | 559.96 | 0.29% | |
| INE901L01018 | Alembic Pharmaceuticals Limited | Pharmaceuticals & Biotechnology | 60.529 | 556.96 | 0.29% | |
| INE00LO01017 | Craftsman Automation Limited | Auto Components | 13.281 | 554.77 | 0.29% | |
| INE301A01014 | Raymond Limited | Realty | 36.183 | 546.87 | 0.29% | |
| INE058A01010 | Sanofi India Limited | Pharmaceuticals & Biotechnology | 9.851 | 544.28 | 0.29% | |
| INE786A01032 | JK Lakshmi Cement Limited | Cement & Cement Products | 67.225 | 540.56 | 0.28% | |
| INE404A01024 | Aditya Birla Sun Life AMC Limited | Capital Markets | 78.386 | 535.45 | 0.28% | |
| INE274F01020 | Westlife Foodworld Limited | Leisure Services | 73.477 | 533.33 | 0.28% | |
| INE043W01024 | Vijaya Diagnostic Centre Limited | Healthcare Services | 51.331 | 531.17 | 0.28% | |
| INE348B01021 | Century Plyboards (India) Limited | Consumer Durables | 65.865 | 529.98 | 0.28% | |
| INE0NNS01018 | NMDC Steel Limited | Ferrous Metals | 12.46.997 | 525.48 | 0.28% | |
| INE382Z01011 | Garden Reach Shipbuilders & Engineers Limited | Aerospace & Defense | 31.704 | 514.94 | 0.27% | |
| INE903U01023 | SignatureGlobal (India) Limited | Realty | 42.422 | 511.86 | 0.27% | |
| INE481N01025 | Home First Finance Company India Limited | Finance | 51.325 | 511.17 | 0.27% | |
| INE732A01036 | Kirloskar Brothers Limited | Industrial Products | 27.413 | 509.29 | 0.27% | |
| INE531A01024 | Kansai Nerolac Paints Limited | Consumer Durables | 2.18.258 | 508.76 | 0.27% | |
| INE205B01031 | Elecon Engineering Company Limited | Industrial Manufacturing | 95.493 | 508.40 | 0.27% | |
| INE825A01020 | Vardhman Textiles Limited | Textiles & Apparels | 1.11.132 | 507.60 | 0.27% | |
| INE510A01028 | Engineers India Limited | Construction | 2.96.608 | 507.35 | 0.27% | |
| INE112L01020 | Metropolis Healthcare Limited | Healthcare Services | 28.128 | 505.43 | 0.27% | |
| INE113A01013 | Gujarat Narmada Valley Fertilizers and Chemicals Limited | Chemicals & Petrochemicals | 90.429 | 501.38 | 0.26% | |
| INE026A01025 | Gujarat State Fertilizers & Chemicals Limited | Fertilizers & Agrochemicals | 2.41.564 | 495.40 | 0.26% | |
| INE842C01021 | Minda Corporation Limited | Auto Components | 86.841 | 495.34 | 0.26% | |
| INE203A01020 | AstraZeneca Pharma India Limited | Pharmaceuticals & Biotechnology | 6.670 | 482.58 | 0.25% | |
| INE421D01022 | CCL Products (India) Limited | Agricultural Food & other Products | 77.570 | 482.25 | 0.25% | |
| INE168A01041 | The Jammu & Kashmir Bank Limited | Banks | 4.82.602 | 480.29 | 0.25% | |
| INE180C01042 | Capri Global Capital Limited | Finance | 2.69.521 | 480.10 | 0.25% | |
| INE780C01023 | JM Financial Limited | Finance | 4.35.677 | 479.55 | 0.25% | |
| INE177H01039 | Godawari Power And Ispat limited | Industrial Products | 2.64.711 | 477.09 | 0.25% | |
| INE00E101023 | BIKAJI FOODS INTERNATIONAL LIMITED | Food Products | 67.937 | 469.44 | 0.25% | |
| INE759A01021 | Mastek Limited | IT - Software | 17.961 | 465.78 | 0.24% | |
| INE192B01031 | Welspun Living Limited | Textiles & Apparels | 3.37.376 | 464.60 | 0.24% | |
| INE410B01037 | Vinati Organics Limited | Chemicals & Petrochemicals | 27.706 | 463.70 | 0.24% | |
| INE634I01029 | KNR Constructions Limited | Construction | 1.56.239 | 463.64 | 0.24% | |
| INE573A01042 | JK Tyre & Industries Limited | Auto Components | 1.45.854 | 463.09 | 0.24% | |
| INE094J01016 | UTI Asset Management Company Limited | Capital Markets | 44.531 | 462.45 | 0.24% | |
| INE00M201021 | Sterling And Wilson Renewable Energy Limited | Construction | 1.37.451 | 454.83 | 0.24% | |
| INE475E01026 | Caplin Point Laboratories Limited | Pharmaceuticals & Biotechnology | 21.861 | 453.47 | 0.24% | |
| INE517F01014 | Gujarat Pipavav Port Limited | Transport Infrastructure | 2.93.653 | 445.65 | 0.23% | |
| INE483C01032 | Tanla Platforms Limited | IT - Software | 78.218 | 432.23 | 0.23% | |
| INE839M01018 | Schneider Electric Infrastructure Limited | Electrical Equipment | 63.300 | 432.21 | 0.23% | |
| INE883F01010 | Aadhar Housing Finance Limited | Finance | 1.07.031 | 426.52 | 0.22% | |
| INE777K01022 | R R Kabel Limited | Industrial Products | 34.775 | 426.34 | 0.22% | |
| INE233B01017 | Blue Dart Express Limited | Transport Services | 6.404 | 421.38 | 0.22% | |
| INE739E01017 | Cera Sanitaryware Limited | Consumer Durables | 6.244 | 417.61 | 0.22% | |
| INE615P01015 | Quess Corp Limited | Commercial Services & Supplies | 69.569 | 414.49 | 0.22% | |
| INE321T01012 | Doms Industries Limited | Household Products | 16.493 | 409.40 | 0.22% | |
| INE064C01022 | Trident Limited | Textiles & Apparels | 13.10.367 | 407.52 | 0.21% | |
| INE999A01023 | KSB Limited | Industrial Products | 56.749 | 398.69 | 0.21% | |
| INE050A01025 | Bombay Burmah Trading Corporation Limited | Food Products | 18.753 | 397.22 | 0.21% | |
| INE039A01010 | IFCI Limited | Finance | 6.98.950 | 393.02 | 0.21% | |
| INE979A01025 | Saregama India Limited | Entertainment | 82.103 | 390.85 | 0.21% | |
| INE517B01013 | Tata Teleservices (Maharashtra) Limited | Telecom - Services | 5.44.035 | 390.56 | 0.21% | |
| INE195J01029 | PNC Infratech Limited | Construction | 1.22.210 | 389.85 | 0.20% | |
| INE0DD101019 | RailTel Corporation of India Limited | Telecom - Services | 94.584 | 384.58 | 0.20% | |
| INE118D01016 | Nuvoco Vistas Corporation Limited | Cement & Cement Products | 1.08.468 | 380.18 | 0.20% | |
| INE320J01015 | RITES Limited | Construction | 1.44.997 | 378.22 | 0.20% | |
| INE879I01012 | Valor Estate Limited | Realty | 2.40.020 | 375.49 | 0.20% | |
| INE870H01013 | Network18 Media & Investments Limited | Entertainment | 7.06.908 | 372.40 | 0.20% | |
| INE686Y01026 | Fine Organic Industries Limited | Chemicals & Petrochemicals | 8.314 | 370.38 | 0.19% | |
| INE488A01050 | Chemplast Sanmar Limited | Chemicals & Petrochemicals | 77.235 | 366.56 | 0.19% | |
| INE128X01021 | Archean Chemical Industries Limited | Chemicals & Petrochemicals | 62.209 | 364.30 | 0.19% | |
| INE545A01024 | HEG Limited | Industrial Products | 91.275 | 360.54 | 0.19% | |
| INE383A01012 | The India Cements Limited | Cement & Cement Products | 1.36.480 | 360.44 | 0.19% | |
| INE340A01012 | Birla Corporation Limited | Cement & Cement Products | 30.720 | 358.66 | 0.19% | |
| INE109A01011 | Shipping Corporation Of India Limited | Transport Services | 1.83.033 | 357.76 | 0.19% | |
| INE256C01024 | Triveni Engineering & Industries Limited | Agricultural Food & other Products | 92.580 | 354.77 | 0.19% | |
| INE227W01023 | Clean Science and Technology Limited | Chemicals & Petrochemicals | 24.348 | 349.75 | 0.18% | |
| INE927D01051 | JBM Auto Limited | Auto Components | 43.612 | 349.57 | 0.18% | |
| INE0DYJ01015 | Syrma SGS Technology Limited | Industrial Manufacturing | 65.250 | 347.16 | 0.18% | |
| INE371A01025 | Graphite India Limited | Industrial Products | 72.226 | 343.72 | 0.18% | |
| INE813A01018 | Mahindra Lifespace Developers Limited | Realty | 81.598 | 341.20 | 0.18% | |
| INE201P01022 | G R Infraprojects Limited | Construction | 26.548 | 339.84 | 0.18% | |
| INE483A01010 | Central Bank of India | Banks | 6.51.768 | 339.25 | 0.18% | |
| INE248A01017 | ITI Limited | Telecom - Equipment & Accessories | 1.04.290 | 338.99 | 0.18% | |
| INE0I7C01011 | Latent View Analytics Limited | IT - Software | 77.032 | 337.52 | 0.18% | |
| INE0J5401028 | Honasa Consumer Limited | Personal Products | 1.48.729 | 327.35 | 0.17% | |
| INE087H01022 | Shree Renuka Sugars Limited | Agricultural Food & other Products | 8.62.439 | 326.26 | 0.17% | |
| INE0NT901020 | Netweb Technologies India Limited | IT - Services | 17.503 | 314.01 | 0.17% | |
| INE423Y01016 | SBFC Finance Limited | Finance | 3.65.191 | 311.33 | 0.16% | |
| INE743M01012 | RHI Magnesita India Limited | Industrial Products | 65.665 | 310.27 | 0.16% | |
| INE871C01038 | Avanti Feeds Limited | Food Products | 43.386 | 307.11 | 0.16% | |
| INE0LMW01024 | Cello World Limited | Consumer Durables | 46.821 | 305.69 | 0.16% | |
| INE065X01017 | Indegene Limited | Healthcare Services | 50.734 | 304.25 | 0.16% | |
| INE850D01014 | Godrej Agrovet Limited | Food Products | 41.197 | 300.70 | 0.16% | |
| INE673O01025 | TBO Tek Limited | Leisure Services | 18.614 | 290.02 | 0.15% | |
| INE131A01031 | Gujarat Mineral Development Corporation Limited | Minerals & Mining | 89.562 | 288.43 | 0.15% | |
| INE178A01016 | Chennai Petroleum Corporation Limited | Petroleum Products | 52.161 | 282.43 | 0.15% | |
| INE271B01025 | Maharashtra Seamless Limited | Industrial Products | 45.297 | 280.98 | 0.15% | |
| INE343B01030 | Rajesh Exports Limited | Consumer Durables | 1.45.648 | 272.06 | 0.14% | |
| INE054A01027 | VIP Industries Limited | Consumer Durables | 72.113 | 268.33 | 0.14% | |
| INE0BV301023 | C.E. Info Systems Limited | IT - Software | 15.297 | 260.26 | 0.14% | |
| INE691A01018 | UCO Bank | Banks | 5.98.084 | 260.23 | 0.14% | |
| INE07O001026 | Easy Trip Planners Limited | Leisure Services | 19.08.511 | 257.65 | 0.14% | |
| INE150B01039 | Alkyl Amines Chemicals Limited | Chemicals & Petrochemicals | 15.022 | 255.34 | 0.13% | |
| INE270A01029 | Alok Industries Limited | Textiles & Apparels | 13.43.724 | 251.14 | 0.13% | |
| INE027A01015 | Rashtriya Chemicals and Fertilizers Limited | Fertilizers & Agrochemicals | 1.49.489 | 243.95 | 0.13% | |
| INE278Y01022 | Campus Activewear Limited | Consumer Durables | 86.633 | 236.25 | 0.12% | |
| INE665L01035 | Varroc Engineering Limited | Auto Components | 41.448 | 230.26 | 0.12% | |
| INE616N01034 | Inox India Limited | Industrial Products | 24.279 | 222.52 | 0.12% | |
| INE168P01015 | Emcure Pharmaceuticals Limited | Pharmaceuticals & Biotechnology | 17.924 | 220.20 | 0.12% | |
| INE395N01027 | Tvs Supply Chain Solutions Limited | Transport Services | 1.51.516 | 216.23 | 0.11% | |
| INE599M01018 | Just Dial Limited | Retailing | 23.847 | 212.55 | 0.11% | |
| INE450U01017 | Route Mobile Limited | Telecom - Services | 17.157 | 205.37 | 0.11% | |
| INE834M01019 | RattanIndia Enterprises Limited | Retailing | 3.75.694 | 204.90 | 0.11% | |
| INE050E01027 | Balaji Amines Limited | Chemicals & Petrochemicals | 11.765 | 202.32 | 0.11% | |
| INE232I01014 | Sun Pharma Advanced Research Company Limited | Pharmaceuticals & Biotechnology | 1.07.761 | 172.31 | 0.09% | |
| INE036B01030 | Gujarat Ambuja Exports Limited | Agricultural Food & other Products | 1.50.959 | 171.73 | 0.09% | |
| INE09XN01023 | Akums Drugs and Pharmaceuticals Limited | Pharmaceuticals & Biotechnology | 23.078 | 130.75 | 0.07% | |
| INE123F01029 | MMTC Limited | Commercial Services & Supplies | 1.63.881 | 113.67 | 0.06% | |
| | **Subtotal** | | | **1.90.122.01** | **99.94%** | |
| | **(b) UNLISTED** | | | **NIL** | **NIL** | **NIL** |
| | **Subtotal** | | | **NIL** | **NIL** | **NIL** |
| | **Total** | | | **1.90.122.01** | **99.94%** | |
| | **Money Market Instruments** | | | | | |
| | **Triparty Repo/ Reverse Repo Instrument** | | | | | |
| | Triparty Repo | | | 398.25 | 0.21% | |
| | **Total** | | | **398.25** | **0.21%** | |
| | **OTHERS** | | | | | |
| | Cash Margin - CCIL | | | 2.30 | $0.00% | |
| | **Total** | | | **2.30** | **0.00%** | |
| | **Net Current Assets** | | | **(262.83)** | **-0.15%** | |
| | **GRAND TOTAL** | | | **1.90.259.73** | **100.00%** | |

**$ Less Than 0.01% of NAV**

**Details of the Equity shares have been lent under Securities Lending and Borrowing as follows:-**

| Name of the Instrument | Quantity |
|---|---|
| The India Cements Limited | 500 |

**SCHEME RISK-O-METER**

**BENCHMARK NAME - NIFTY SMALLCAP 250 TRI**
**BENCHMARK RISK-O-METER**

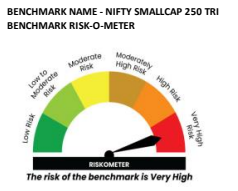

Data Classification: Public

**Nippon India Passive Flexicap FoF (An Open ended fund of funds scheme investing in units of Domestic Exchange Traded Funds (ETFs)/ Index Funds)**

Index

**Monthly Portfolio Statement as on January 31,2025**

| ISIN | Name of the Instrument | Industry / Rating | Quantity | Market/Fair Value ( Rs. in Lacs) | % to NAV | YIELD |
|---|---|---|---|---|---|---|
| | **Money Market Instruments** | | | | | |
| | **Triparty Repo/ Reverse Repo Instrument** | | | | | |
| | Triparty Repo | | | 220.00 | 0.98% | |
| | **Total** | | | **220.00** | **0.98%** | |
| | **Exchange Traded Funds** | | | | | |
| INF204K014N5 | Nippon India ETF Nifty 100 | | 63,12,561 | 15,960.05 | 70.75% | |
| INF204KB1V68 | Nippon India ETF Nifty Midcap 150 | | 17,67,903 | 3,613.24 | 16.02% | |
| | **Mutual Fund Units** | | | | | |
| INF204KB15W0 | Nippon India Nifty Smallcap 250 Ind FundDi Pl-GrOp | | 88,15,835.252 | 2,779.83 | 12.32% | |
| | **Total** | | | **22,353.12** | **99.09%** | |
| | **OTHERS** | | | | | |
| | Cash Margin - CCIL | | | 1.23 | 0.01% | |
| | **Total** | | | **1.23** | **0.01%** | |
| | **Net Current Assets** | | | **(15.39)** | **-0.08%** | |
| | **GRAND TOTAL** | | | **22,558.96** | **100.00%** | |

**SCHEME RISK-O-METER**

**BENCHMARK NAME - NIFTY 500 TRI**
**BENCHMARK RISK-O-METER**

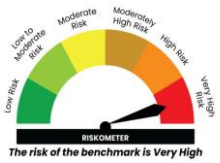

Data Classification: Public

**Nippon India Asset Allocator FoF (An open ended fund of funds scheme investing in equity oriented schemes, debt oriented schemes and gold ETF of Nippon India Mutual Fund)**

Index

**Monthly Portfolio Statement as on January 31,2025**

| ISIN | Name of the Instrument | Industry / Rating | Quantity | Market/Fair Value ( Rs. in Lacs) | % to NAV | YIELD |
|---|---|---|---|---|---|---|
| | **Money Market Instruments** | | | | | |
| | **Triparty Repo/ Reverse Repo Instrument** | | | | | |
| | Triparty Repo | | | 446.74 | 1.21% | |
| | **Total** | | | **446.74** | **1.21%** | |
| | **Exchange Traded Funds** | | | | | |
| INF204KB17I5 | Nippon India ETF Gold Bees | | 1,18,69,200 | 8,199.24 | 22.19% | |
| | **Mutual Fund Units** | | | | | |
| INF204K01XI3 | Nippon India Large Cap Fund-Direct Growth Plan | | 89,01,207.546 | 8,267.19 | 22.37% | |
| INF204K01XP8 | Nippon India Gilt Sec Fund Dir Pl Growth Pl Gr Op | | 1,89,20,063.773 | 7,852.66 | 21.25% | |
| INF204K01E54 | Nippon India Growth Fund-Dir Pln Growth Pl Gr Opt | | 1,79,494.643 | 7,375.39 | 19.96% | |
| INF204K01K15 | Nippon India Small Cap Fund - Direct Plan Gr Pl | | 14,42,098.861 | 2,551.14 | 6.90% | |
| INF204K01B32 | Nippon India Short Term Fund DP Growth Plan Growth | | 43,48,964.990 | 2,392.94 | 6.47% | |
| | **Total** | | | **36,638.56** | **99.14%** | |
| | **OTHERS** | | | | | |
| | Cash Margin - CCIL | | | 2.63 | 0.01% | |
| | **Total** | | | **2.63** | **0.01%** | |
| | **Net Current Assets** | | | **(130.10)** | **-0.36%** | |
| | **GRAND TOTAL** | | | **36,957.83** | **100.00%** | |

**$ Less Than 0.01% of NAV**

**SCHEME RISK-O-METER**

**BENCHMARK NAME - 90% CRISIL HYBRID 50+50 - MODERATE INDEX + 10% DOMESTIC PRICES OF GOLD**
**BENCHMARK RISK-O-METER**

Data Classification: Public

**Nippon India Nifty Midcap 150 Index Fund (An open ended scheme replicating/tracking Nifty Midcap 150 Index)**

Index

**Monthly Portfolio Statement as on January 31,2025**

| ISIN | Name of the Instrument | Industry / Rating | Quantity | Market/Fair Value ( Rs. in Lacs) | % to NAV | YIELD |
|---|---|---|---|---|---|---|
| | **Equity & Equity related** | | | | | |
| | **(a) Listed / awaiting listing on Stock Exchanges** | | | | | |
| INE027H01010 | Max Healthcare Institute Limited | Healthcare Services | 3,76,612 | 3,996.85 | 2.46% | |
| INE118H01025 | BSE Limited | Capital Markets | 68,787 | 3,649.80 | 2.25% | |
| INE040H01021 | Suzlon Energy Limited | Electrical Equipment | 60,01,453 | 3,491.05 | 2.15% | |
| INE053A01029 | The Indian Hotels Company Limited | Leisure Services | 4,46,135 | 3,411.59 | 2.10% | |
| INE262H01021 | Persistent Systems Limited | IT - Software | 53,486 | 3,226.60 | 1.99% | |
| INE935N01020 | Dixon Technologies (India) Limited | Consumer Durables | 19,358 | 2,900.98 | 1.78% | |
| INE417T01026 | P8 Fintech Limited | Financial Technology (Fintech) | 1,67,550 | 2,893.94 | 1.78% | |
| INE591G01017 | Coforge Limited | IT - Software | 33,774 | 2,791.03 | 1.72% | |
| INE326A01037 | Lupin Limited | Pharmaceuticals & Biotechnology | 1,22,335 | 2,544.93 | 1.57% | |
| INE171A01029 | The Federal Bank Limited | Banks | 12,41,762 | 2,324.70 | 1.43% | |
| INE121J01017 | Indus Towers Limited | Telecom - Services | 6,29,832 | 2,186.78 | 1.35% | |
| INE647A01010 | SRF Limited | Chemicals & Petrochemicals | 73,572 | 2,067.26 | 1.27% | |
| INE067A01029 | CG Power and Industrial Solutions Limited | Electrical Equipment | 3,24,489 | 2,060.02 | 1.27% | |
| INE298A01020 | Cummins India Limited | Industrial Products | 68,714 | 2,002.36 | 1.23% | |
| INE127D01025 | HDFC Asset Management Company Limited | Capital Markets | 51,368 | 1,987.89 | 1.22% | |
| INE092T01019 | IDFC First Bank Limited | Banks | 31,40,707 | 1,986.18 | 1.22% | |
| INE259A01022 | Colgate Palmolive (India) Limited | Personal Products | 67,164 | 1,895.07 | 1.17% | |
| INE528G01035 | Yes Bank Limited | Banks | 95,54,416 | 1,837.31 | 1.13% | |
| INE974X01010 | Tube Investments of India Limited | Auto Components | 54,094 | 1,797.06 | 1.11% | |
| INE196A01026 | Marico Limited | Agricultural Food & other Products | 2,67,405 | 1,793.35 | 1.10% | |
| INE484J01027 | Godrej Properties Limited | Realty | 76,457 | 1,781.03 | 1.10% | |
| INE029A01015 | Hindustan Petroleum Corporation Limited | Petroleum Products | 4,86,817 | 1,744.02 | 1.07% | |
| INE949L01017 | AU Small Finance Bank Limited | Banks | 2,84,308 | 1,708.55 | 1.05% | |
| INE061F01013 | Fortis Healthcare Limited | Healthcare Services | 2,64,067 | 1,690.56 | 1.04% | |
| INE406A01037 | Aurobindo Pharma Limited | Pharmaceuticals & Biotechnology | 1,41,744 | 1,661.10 | 1.02% | |
| INE356A01018 | Mphasis Limited | IT - Software | 57,367 | 1,645.26 | 1.01% | |
| INE945A01025 | Bharat Forge Limited | Auto Components | 1,32,663 | 1,623.86 | 1.00% | |
| INE660A01013 | Sundaram Finance Limited | Finance | 34,881 | 1,610.46 | 0.99% | |
| INE208A01029 | Ashok Leyland Limited | Agricultural, Commercial & Construction Vehicles | 7,25,945 | 1,574.07 | 0.97% | |
| INE211B01039 | The Phoenix Mills Limited | Realty | 94,503 | 1,551.55 | 0.95% | |
| INE628A01036 | UPL Limited | Fertilizers & Agrochemicals | 2,56,454 | 1,548.34 | 0.95% | |
| INE455K01017 | Polycab India Limited | Industrial Products | 25,497 | 1,539.50 | 0.95% | |
| INE226A01021 | Voltas Limited | Consumer Durables | 1,15,757 | 1,459.52 | 0.90% | |
| INE180A01020 | Max Financial Services Limited | Insurance | 1,30,738 | 1,458.71 | 0.90% | |
| INE603J01030 | Pi Industries Limited | Fertilizers & Agrochemicals | 41,154 | 1,433.70 | 0.88% | |
| INE761H01022 | Page Industries Limited | Textiles & Apparels | 3,157 | 1,411.92 | 0.87% | |
| INE813H01021 | Torrent Power Limited | Power | 96,406 | 1,410.85 | 0.87% | |
| INE702C01027 | APL Apollo Tubes Limited | Industrial Products | 91,763 | 1,385.21 | 0.85% | |
| INE415G01027 | Rail Vikas Nigam Limited | Construction | 2,87,746 | 1,370.53 | 0.84% | |
| INE540L01014 | Alkem Laboratories Limited | Pharmaceuticals & Biotechnology | 26,937 | 1,363.83 | 0.84% | |
| INE379FR01020 | Jubilant Foodworks Limited | Leisure Services | 1,93,460 | 1,361.76 | 0.84% | |
| INE992J01020 | One 97 Communications Limited | Financial Technology (Fintech) | 1,72,189 | 1,335.76 | 0.82% | |
| INE776C01039 | GMR Airports Limited | Transport Infrastructure | 18,17,372 | 1,320.68 | 0.81% | |
| INE195A01028 | Supreme Industries Limited | Industrial Products | 32,758 | 1,300.10 | 0.80% | |
| INE634S01028 | Mankind Pharma Limited | Pharmaceuticals & Biotechnology | 52,681 | 1,282.99 | 0.79% | |
| INE343H01029 | Solar Industries India Limited | Chemicals & Petrochemicals | 12,345 | 1,258.53 | 0.77% | |
| INE378B01027 | KEI Industries Limited | Industrial Products | 31,239 | 1,256.93 | 0.77% | |
| INE414G01012 | Muthoot Finance Limited | Finance | 54,335 | 1,227.32 | 0.76% | |
| INE347G01014 | Petronet LNG Limited | Gas | 3,79,869 | 1,201.15 | 0.74% | |
| INE669E01016 | Vodafone Idea Limited | Telecom - Services | 1,31,56,175 | 1,190.65 | 0.73% | |
| INE018E01016 | SBI Cards and Payment Services Limited | Finance | 1,51,756 | 1,180.97 | 0.73% | |
| INE883A01011 | MRF Limited | Auto Components | 1,027 | 1,167.01 | 0.72% | |
| INE388Y01029 | FSN E-Commerce Ventures Limited | Retailing | 6,90,255 | 1,165.91 | 0.72% | |
| INE404I01011 | KPIT Technologies Limited | IT - Software | 82,639 | 1,164.55 | 0.72% | |
| INE811K01011 | Prestige Estates Projects Limited | Realty | 85,485 | 1,162.17 | 0.71% | |
| INE274J01014 | Oil India Limited | Oil | 2,76,382 | 1,162.05 | 0.71% | |
| INE584A01023 | NMDC Limited | Minerals & Mining | 17,51,439 | 1,157.70 | 0.71% | |
| INE573K01018 | Sona BLW Precision Forgings Limited | Auto Components | 2,27,089 | 1,145.11 | 0.70% | |
| INE787D01026 | Balkrishna Industries Limited | Auto Components | 40,731 | 1,128.76 | 0.69% | |
| INE670A01012 | Tata Elxsi Limited | IT - Software | 17,569 | 1,113.17 | 0.68% | |
| INE88I01027 | Oracle Financial Services Software Limited | IT - Software | 11,967 | 1,091.64 | 0.67% | |
| INE111A01025 | Container Corporation of India Limited | Transport Services | 1,39,689 | 1,089.71 | 0.67% | |
| INE093I01010 | Oberoi Realty Limited | Realty | 59,645 | 1,081.16 | 0.67% | |
| INE220G01021 | Jindal Stainless Limited | Ferrous Metals | 1,65,339 | 1,080.16 | 0.66% | |
| INE169A01031 | Coromandel International Limited | Fertilizers & Agrochemicals | 59,607 | 1,078.62 | 0.66% | |
| INE823G01014 | Jk Cement Limited | Cement & Cement Products | 21,038 | 1,025.37 | 0.63% | |
| INE619A01035 | Patanjali Foods Limited | Agricultural Food & other Products | 55,618 | 1,014.81 | 0.62% | |
| INE562A01011 | Indian Bank | Banks | 1,79,073 | 995.20 | 0.61% | |
| INE571A01038 | IPCA Laboratories Limited | Pharmaceuticals & Biotechnology | 68,823 | 993.32 | 0.61% | |
| INE303R01014 | Kalyan Jewellers India Limited | Consumer Durables | 1,94,356 | 977.81 | 0.60% | |
| INE151A01013 | Tata Communications Limited | Telecom - Services | 59,516 | 971.90 | 0.60% | |
| INE009I01046 | Astral Limited | Industrial Products | 62,649 | 944.31 | 0.58% | |
| INE115A01026 | LIC Housing Finance Limited | Finance | 1,52,405 | 911.53 | 0.56% | |
| INE302A01020 | Exide Industries Limited | Auto Components | 2,30,638 | 863.74 | 0.53% | |
| INE405E01023 | UNO Minda Limited | Auto Components | 90,603 | 858.74 | 0.53% | |
| INE774D01024 | Mahindra & Mahindra Financial Services Limited | Finance | 2,99,886 | 854.47 | 0.53% | |
| INE148O01028 | Delhivery Limited | Transport Services | 2,58,312 | 829.31 | 0.51% | |
| INE376G01013 | Biocon Limited | Pharmaceuticals & Biotechnology | 2,28,129 | 827.08 | 0.51% | |
| INE686F01025 | United Breweries Limited | Beverages | 38,154 | 818.78 | 0.50% | |
| INE288B01029 | Deepak Nitrite Limited | Chemicals & Petrochemicals | 34,830 | 810.01 | 0.50% | |
| INE114A01011 | Steel Authority of India Limited | Ferrous Metals | 7,32,580 | 786.99 | 0.48% | |
| INE092A01019 | Tata Chemicals Limited | Chemicals & Petrochemicals | 79,370 | 782.67 | 0.48% | |
| INE249Z01020 | Mazagon Dock Shipbuilders Limited | Industrial Manufacturing | 31,098 | 776.98 | 0.48% | |
| INE281B01032 | Lloyds Metals And Energy Limited | Ferrous Metals | 61,514 | 762.22 | 0.47% | |
| INE152A01029 | Thermax Limited | Electrical Equipment | 19,630 | 758.42 | 0.47% | |
| INE010V01017 | L&T Technology Services Limited | IT - Services | 13,915 | 758.28 | 0.47% | |
| INE00R701025 | Dalmia Bharat Limited | Cement & Cement Products | 40,508 | 756.02 | 0.47% | |
| INE09KB01011 | Gujarat Fluorochemicals Limited | Chemicals & Petrochemicals | 20,658 | 740.48 | 0.46% | |
| INE438A01022 | Apollo Tyres Limited | Auto Components | 1,68,667 | 737.58 | 0.45% | |
| INE212H01026 | AIA Engineering Limited | Industrial Products | 19,677 | 724.21 | 0.45% | |
| INE203G01027 | Indraprastha Gas Limited | Gas | 3,55,468 | 717.33 | 0.44% | |
| INE513A01022 | Schaeffler India Limited | Auto Components | 20,412 | 699.27 | 0.43% | |
| INE179A01014 | Procter & Gamble Hygiene and Health Care Limited | Personal Products | 4,798 | 695.74 | 0.43% | |
| INE084A01016 | Bank of India | Banks | 6,15,774 | 692.87 | 0.43% | |
| INE912A01025 | ACC Limited | Cement & Cement Products | 34,480 | 692.24 | 0.43% | |
| INE358A01014 | Abbott India Limited | Pharmaceuticals & Biotechnology | 2,643 | 691.76 | 0.43% | |
| INE202E01016 | Indian Renewable Energy Development Agency Limited | Finance | 3,41,427 | 690.06 | 0.42% | |
| INE07Y701011 | Hitachi Energy India Limited | Electrical Equipment | 5,331 | 685.76 | 0.42% | |
| INE388R01022 | Syngene International Limited | Healthcare Services | 91,636 | 684.20 | 0.42% | |
| INE463A01038 | Berger Paints (I) Limited | Consumer Durables | 1,44,308 | 682.22 | 0.42% | |
| INE267A01025 | Hindustan Zinc Limited | Non - Ferrous Metals | 1,51,108 | 680.21 | 0.42% | |
| INE007A01025 | CRISIL Limited | Finance | 12,353 | 671.18 | 0.41% | |
| INE120A01034 | Carborundum Universal Limited | Industrial Products | 56,493 | 670.40 | 0.41% | |
| INE473A01011 | Linde India Limited | Chemicals & Petrochemicals | 10,662 | 668.28 | 0.41% | |
| INE704P01025 | Cochin Shipyard Limited | Industrial Manufacturing | 42,891 | 657.22 | 0.40% | |
| INE674K01013 | Aditya Birla Capital Limited | Finance | 3,60,718 | 647.09 | 0.40% | |
| INE481Y01014 | General Insurance Corporation of India | Insurance | 1,56,696 | 644.75 | 0.40% | |
| INE545U01014 | Bandhan Bank Limited | Banks | 4,21,558 | 638.15 | 0.39% | |
| INE142M01025 | Tata Technologies Limited | IT - Services | 78,148 | 615.49 | 0.38% | |
| INE068V01023 | Gland Pharma Limited | Pharmaceuticals & Biotechnology | 40,326 | 614.87 | 0.38% | |
| INE804I01014 | Escorts Kubota Limited | Agricultural, Commercial & Construction Vehicles | 16,826 | 609.68 | 0.38% | |
| INE171Z01026 | Bharat Dynamics Limited | Aerospace & Defense | 46,704 | 609.49 | 0.37% | |
| INE498L01015 | L&T Finance Limited | Finance | 4,07,943 | 593.43 | 0.37% | |
| INE647O01011 | Aditya Birla Fashion and Retail Limited | Retailing | 2,15,938 | 591.35 | 0.36% | |
| INE54BG01032 | Emami Limited | Personal Products | 99,927 | 589.22 | 0.36% | |
| INE387G01021 | Sundram Fasteners Limited | Auto Components | 56,048 | 585.25 | 0.36% | |
| INE031A01017 | Housing & Urban Development Corporation Limited | Finance | 2,54,316 | 584.16 | 0.36% | |
| INE821I01022 | IRB Infrastructure Developers Limited | Construction | 10,05,486 | 576.34 | 0.35% | |
| INE031B01049 | Ajanta Pharma Limited | Pharmaceuticals & Biotechnology | 21,336 | 574.89 | 0.35% | |
| INE325A01013 | Timken India Limited | Industrial Products | 18,209 | 520.36 | 0.32% | |
| INE343G01021 | Bharti Hexacom Limited | Telecom - Services | 38,111 | 516.37 | 0.32% | |
| INE575P01011 | Star Health And Allied Insurance Company Limited | Insurance | 1,11,457 | 482.89 | 0.30% | |
| INE07S801015 | Motherson Sumi Wiring India Limited | Auto Components | 8,59,325 | 482.34 | 0.30% | |
| INE640A01023 | SKF India Limited | Industrial Products | 11,801 | 477.21 | 0.29% | |
| INE930H01031 | K.P.R. Mill Limited | Textiles & Apparels | 50,891 | 474.30 | 0.29% | |
| INE511C01022 | Poonawalla Fincorp Limited | Finance | 1,47,857 | 458.95 | 0.28% | |
| INE53BA01023 | Grindwell Norton Limited | Industrial Products | 23,438 | 451.76 | 0.28% | |
| INE671A01030 | Honeywell Automation India Limited | Industrial Manufacturing | 1,116 | 451.67 | 0.28% | |
| INE474Q01031 | Global Health Limited | Healthcare Services | 42,121 | 437.88 | 0.27% | |
| INE470A01017 | 3M India Limited | Diversified | 1,431 | 427.76 | 0.26% | |
| INE844O01030 | Gujarat Gas Limited | Gas | 87,399 | 424.76 | 0.26% | |
| INE159A01016 | GlaxoSmithKline Pharmaceuticals Limited | Pharmaceuticals & Biotechnology | 20,979 | 414.79 | 0.26% | |
| INE457A01014 | Bank of Maharashtra | Banks | 7,97,247 | 408.91 | 0.25% | |
| INE572A01018 | Tata Investment Corporation Limited | Finance | 6,712 | 404.72 | 0.25% | |
| INE880J01026 | JSW Infrastructure Ltd | Transport Infrastructure | 1,37,030 | 376.83 | 0.23% | |
| INE589A01014 | NLC India Limited | Power | 1,65,328 | 366.90 | 0.23% | |
| INE913H01037 | Endurance Technologies Limited | Auto Components | 17,869 | 355.49 | 0.22% | |
| INE002L01015 | SJVN Limited | Power | 3,62,469 | 353.44 | 0.22% | |
| INE342J01019 | ZF Commercial Vehicle Control Systems India Limited | Auto Components | 3,107 | 342.83 | 0.21% | |
| INE462A01022 | Bayer Cropscience Limited | Fertilizers & Agrochemicals | 6,462 | 330.59 | 0.20% | |
| INE188A01015 | Fertilizers and Chemicals Travancore Limited | Fertilizers & Agrochemicals | 31,567 | 290.72 | 0.18% | |
| INE233A01035 | Godrej Industries Limited | Diversified | 32,353 | 288.12 | 0.18% | |
| INE424H01027 | Sun TV Network Limited | Entertainment | 43,059 | 266.47 | 0.16% | |
| INE008A01015 | IDBI Bank Limited | Banks | 2,84,529 | 230.81 | 0.14% | |
| INE317I01021 | Metro Brands Limited | Consumer Durables | 18,808 | 222.85 | 0.14% | |
| INE470Y01017 | The New India Assurance Company Limited | Insurance | 1,21,956 | 221.79 | 0.14% | |
| INE699H01024 | Adani Wilmar Limited | Agricultural Food & other Products | 80,108 | 213.99 | 0.13% | |
| INE545A01014 | Indian Overseas Bank | Banks | 3,47,614 | 177.28 | 0.11% | |
| INE103A01014 | Mangalore Refinery and Petrochemicals Limited | Petroleum Products | 92,862 | 120.26 | 0.07% | |
| | **Subtotal** | | | **1,62,545.67** | **100.00%** | |
| | **(b) UNLISTED** | | | **NIL** | **NIL** | **NIL** |
| | **Subtotal** | | | **NIL** | **NIL** | **NIL** |
| | **Total** | | | **1,62,545.67** | **100.00%** | |
| | **Money Market Instruments** | | | | | |
| | **Triparty Repo/ Reverse Repo Instrument** | | | | | |
| | Triparty Repo | | | 316.80 | 0.19% | |
| | **Total** | | | **316.80** | **0.19%** | |
| | **OTHERS** | | | | | |
| | Cash Margin - CCIL | | | 1.82 | 80.00% | |
| | **Total** | | | **1.82** | **0.00%** | |
| | **Net Current Assets** | | | **(316.26)** | **-0.19%** | |
| | **GRAND TOTAL** | | | **1,62,546.03** | **100.00%** | |

**$ Less Than 0.01% of NAV**

**Details of the Equity shares have been lent under Securities Lending and Borrowing as follows:-**

| Name of the Instrument | Quantity |
|---|---|
| Apollo Tyres Limited | 30,000 |
| SJVN Limited | 47,250 |
| Oberoi Realty Limited | 15,000 |
| AU Small Finance Bank Limited | 75,000 |
| Poonawalla Fincorp Limited | 25,000 |
| FSN E-Commerce Ventures Limited | 1,75,000 |
| Ashok Leyland Limited | 50,000 |

**SCHEME RISK-O-METER**

*The risk of the scheme is Very High*

**BENCHMARK NAME - NIFTY MIDCAP 150 TRI**
**BENCHMARK RISK-O-METER**

*The risk of the benchmark is Very High*

Data Classification: Public

**Nippon India Nifty 50 Value 20 Index Fund (An open ended scheme replicating/tracking Nifty 50 Value 20 Index)**

Index

**Monthly Portfolio Statement as on January 31,2025**

| ISIN | Name of the Instrument | Industry / Rating | Quantity | Market/Fair Value ( Rs. in Lacs) | % to NAV | YIELD |
|---|---|---|---|---|---|---|
| | **Equity & Equity related** | | | | | |
| | **(a) Listed / awaiting listing on Stock Exchanges** | | | | | |
| INE009A01021 | Infosys Limited | IT - Software | 7,43,569 | 13,977.61 | 15.13% | |
| INE090A01021 | ICICI Bank Limited | Banks | 10,93,214 | 13,695.78 | 14.83% | |
| INE467B01029 | Tata Consultancy Services Limited | IT - Software | 2,50,516 | 10,302.22 | 11.15% | |
| INE154A01025 | ITC Limited | Diversified FMCG | 22,79,092 | 10,198.94 | 11.04% | |
| INE062A01020 | State Bank of India | Banks | 9,43,352 | 7,291.17 | 7.89% | |
| INE860A01027 | HCL Technologies Limited | IT - Software | 2,59,493 | 4,477.42 | 4.85% | |
| INE733E01010 | NTPC Limited | Power | 11,60,717 | 3,760.72 | 4.07% | |
| INE155A01022 | Tata Motors Limited | Automobiles | 5,13,839 | 3,679.60 | 3.98% | |
| INE752E01010 | Power Grid Corporation of India Limited | Power | 11,10,408 | 3,349.55 | 3.63% | |
| INE213A01029 | Oil & Natural Gas Corporation Limited | Oil | 9,50,811 | 2,496.92 | 2.70% | |
| INE917I01010 | Bajaj Auto Limited | Automobiles | 27,203 | 2,406.87 | 2.61% | |
| INE047A01021 | Grasim Industries Limited | Cement & Cement Products | 91,086 | 2,285.21 | 2.47% | |
| INE522F01014 | Coal India Limited | Consumable Fuels | 5,55,989 | 2,201.16 | 2.38% | |
| INE075A01022 | Wipro Limited | IT - Software | 6,94,120 | 2,164.96 | 2.34% | |
| INE038A01020 | Hindalco Industries Limited | Non - Ferrous Metals | 3,56,339 | 2,117.72 | 2.29% | |
| INE089A01031 | Dr. Reddy's Laboratories Limited | Pharmaceuticals & Biotechnology | 1,49,506 | 1,820.01 | 1.97% | |
| INE095A01012 | IndusInd Bank Limited | Banks | 1,61,909 | 1,604.84 | 1.74% | |
| INE216A01030 | Britannia Industries Limited | Food Products | 28,889 | 1,481.90 | 1.60% | |
| INE158A01026 | Hero MotoCorp Limited | Automobiles | 31,777 | 1,378.85 | 1.49% | |
| INE029A01011 | Bharat Petroleum Corporation Limited | Petroleum Products | 4,74,443 | 1,238.77 | 1.34% | |
| INE379A01028 | ITC Hotels Limited | Leisure Services | 2,27,909 | 371.38 | 0.40% | |
| | **Subtotal** | | | **92,301.60** | **99.90%** | |
| | **(b) UNLISTED** | | | **NIL** | **NIL** | **NIL** |
| | **Subtotal** | | | **NIL** | **NIL** | **NIL** |
| | **Total** | | | **92,301.60** | **99.90%** | |
| | **Money Market Instruments** | | | | | |
| | **Triparty Repo/ Reverse Repo Instrument** | | | | | |
| | Triparty Repo | | | 50.62 | 0.05% | |
| | **Total** | | | **50.62** | **0.05%** | |
| | **OTHERS** | | | | | |
| | Cash Margin - CCIL | | | 0.37 | $0.00% | |
| | **Total** | | | **0.37** | **0.00%** | |
| | **Net Current Assets** | | | **22.82** | **0.05%** | |
| | **GRAND TOTAL** | | | **92,375.41** | **100.00%** | |

**$ Less Than 0.01% of NAV**

**SCHEME RISK-O-METER**

**BENCHMARK NAME - NIFTY 50 VALUE 20 TRI**
**BENCHMARK RISK-O-METER**

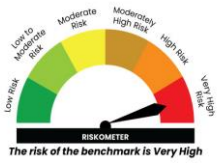

Data Classification: Public

**NIPPON INDIA ETF NIFTY SDL APR 2026 TOP 20 EQUAL WEIGHT (An open-ended Target Maturity Exchange Traded SDL Fund predominately investing in constituents of Nifty SDL Apr 2026 Top 20 Equal Weight Index. Relatively High interest rate risk and Relatively Low Credit Risk.)**

Index

**Monthly Portfolio Statement as on January 31,2025**

| ISIN | Name of the Instrument | Industry / Rating | Quantity | Market/Fair Value ( Rs. in Lacs) | % to NAV | YIELD |
|---|---|---|---|---|---|---|
| | **Debt Instruments** | | | | | |
| | **(a) Listed / awaiting listing on Stock Exchange** | | | | | |
| | **Government Securities** | | | | | |
| IN3320150383 | 8.83% State Government Securities | SOVEREIGN | 2,41,51,000 | 24,640.59 | 4.71% | 6.93% |
| IN3420150150 | 8.88% State Government Securities | SOVEREIGN | 2,10,15,000 | 21,448.94 | 4.10% | 6.94% |
| IN3520180131 | 8.04% State Government Securities | SOVEREIGN | 1,98,27,000 | 20,081.44 | 3.83% | 6.95% |
| IN1520150104 | 8.27% State Government Securities | SOVEREIGN | 1,85,45,000 | 18,795.01 | 3.59% | 6.89% |
| IN1620150137 | 8.51% State Government Securities | SOVEREIGN | 1,77,52,100 | 18,045.63 | 3.45% | 6.93% |
| IN2020150164 | 8.69% State Government Securities | SOVEREIGN | 1,69,00,000 | 17,217.15 | 3.29% | 6.94% |
| IN2920150249 | 8.48% State Government Securities | SOVEREIGN | 1,38,20,300 | 14,038.04 | 2.68% | 6.98% |
| IN3320150375 | 8.53% State Government Securities | SOVEREIGN | 1,35,95,000 | 13,821.76 | 2.64% | 6.93% |
| IN4520150124 | 8.31% State Government Securities | SOVEREIGN | 1,25,41,500 | 12,713.28 | 2.43% | 6.91% |
| IN2020150099 | 7.99% State Government Securities | SOVEREIGN | 1,24,40,700 | 12,543.92 | 2.40% | 6.92% |
| IN2020150149 | 8.42% State Government Securities | SOVEREIGN | 1,11,60,000 | 11,330.85 | 2.16% | 6.91% |
| IN1520150120 | 8.46% State Government Securities | SOVEREIGN | 1,05,00,000 | 10,669.54 | 2.04% | 6.91% |
| IN1920150076 | 8.27% State Government Securities | SOVEREIGN | 98,02,900 | 9,934.97 | 1.90% | 6.89% |
| IN2220150121 | 8.12% State Government Securities | SOVEREIGN | 97,47,400 | 9,844.56 | 1.88% | 6.88% |
| IN2920150264 | 8.55% State Government Securities | SOVEREIGN | 92,07,000 | 9,369.02 | 1.79% | 6.98% |
| IN4520150132 | 8.52% State Government Securities | SOVEREIGN | 92,00,000 | 9,351.57 | 1.79% | 6.94% |
| IN3420150127 | 8.31% State Government Securities | SOVEREIGN | 90,79,100 | 9,202.91 | 1.76% | 6.91% |
| IN2220150196 | 8.67% State Government Securities | SOVEREIGN | 88,25,000 | 8,990.94 | 1.72% | 6.92% |
| IN2220150204 | 8.51% State Government Securities | SOVEREIGN | 87,86,700 | 8,943.11 | 1.71% | 6.92% |
| IN1320150056 | 8.6% State Government Securities | SOVEREIGN | 87,00,000 | 8,859.85 | 1.69% | 6.95% |
| IN3320150391 | 8.58% State Government Securities | SOVEREIGN | 86,17,400 | 8,775.82 | 1.68% | 6.93% |
| IN1020150125 | 8.39% State Government Securities | SOVEREIGN | 85,00,000 | 8,628.74 | 1.65% | 6.89% |
| IN1320150049 | 8.82% State Government Securities | SOVEREIGN | 83,90,100 | 8,557.57 | 1.63% | 6.95% |
| IN2020150156 | 8.49% State Government Securities | SOVEREIGN | 80,00,000 | 8,130.14 | 1.55% | 6.93% |
| IN1920150084 | 8.38% State Government Securities | SOVEREIGN | 79,44,400 | 8,064.29 | 1.54% | 6.89% |
| IN2220150154 | 8.26% State Government Securities | SOVEREIGN | 75,14,900 | 7,609.34 | 1.45% | 6.89% |
| IN2120150098 | 8.39% State Government Securities | SOVEREIGN | 68,19,000 | 6,921.95 | 1.32% | 6.90% |
| IN3420150135 | 8.4% State Government Securities | SOVEREIGN | 67,95,800 | 6,898.23 | 1.32% | 6.91% |
| IN2120150106 | 8.76% State Government Securities | SOVEREIGN | 65,00,000 | 6,627.52 | 1.27% | 6.93% |
| IN2920200028 | 7.9% State Government Securities | SOVEREIGN | 65,00,000 | 6,576.59 | 1.26% | 6.95% |
| IN2920150215 | 8.16% State Government Securities | SOVEREIGN | 65,00,000 | 6,568.04 | 1.25% | 6.92% |
| IN1620150095 | 8.15% State Government Securities | SOVEREIGN | 65,00,000 | 6,566.24 | 1.25% | 6.88% |
| IN1920150043 | 8.16% State Government Securities | SOVEREIGN | 63,40,600 | 6,408.73 | 1.22% | 6.88% |
| IN3420150168 | 8.57% State Government Securities | SOVEREIGN | 56,90,000 | 5,793.26 | 1.11% | 6.94% |
| IN2220150147 | 8.21% State Government Securities | SOVEREIGN | 56,47,000 | 5,712.48 | 1.09% | 6.89% |
| IN3420150143 | 8.51% State Government Securities | SOVEREIGN | 56,00,000 | 5,691.63 | 1.09% | 6.94% |
| IN3120150138 | 8.15% State Government Securities | SOVEREIGN | 55,80,000 | 5,636.42 | 1.08% | 6.90% |
| IN2920150231 | 8.38% State Government Securities | SOVEREIGN | 55,00,000 | 5,580.98 | 1.07% | 6.93% |
| IN3320150367 | 8.39% State Government Securities | SOVEREIGN | 51,00,000 | 5,176.76 | 0.99% | 6.90% |
| IN1920150068 | 8.27% State Government Securities | SOVEREIGN | 47,09,900 | 4,769.49 | 0.91% | 6.89% |
| IN1020150133 | 8.72% State Government Securities | SOVEREIGN | 45,00,000 | 4,586.69 | 0.88% | 6.92% |
| IN2220150188 | 8.47% State Government Securities | SOVEREIGN | 44,64,600 | 4,537.08 | 0.87% | 6.92% |
| IN2120150064 | 8.15% State Government Securities | SOVEREIGN | 42,00,000 | 4,241.72 | 0.81% | 6.92% |
| IN3720150066 | 8.42% State Government Securities | SOVEREIGN | 41,00,000 | 4,162.57 | 0.79% | 6.91% |
| IN2220150162 | 8.25% State Government Securities | SOVEREIGN | 41,02,500 | 4,157.03 | 0.79% | 6.89% |
| IN3120150187 | 8.38% State Government Securities | SOVEREIGN | 40,28,000 | 4,088.98 | 0.78% | 6.88% |
| IN1020150141 | 8.57% State Government Securities | SOVEREIGN | 40,00,000 | 4,073.54 | 0.78% | 6.92% |
| IN1320150031 | 8.54% State Government Securities | SOVEREIGN | 40,00,000 | 4,066.30 | 0.78% | 6.95% |
| IN1320200133 | 5.82% State Government Securities | SOVEREIGN | 40,00,000 | 3,964.45 | 0.76% | 6.89% |
| IN3720150074 | 8.82% State Government Securities | SOVEREIGN | 35,00,000 | 3,569.79 | 0.68% | 6.95% |
| IN1620150103 | 8.27% State Government Securities | SOVEREIGN | 35,00,000 | 3,542.30 | 0.68% | 6.89% |
| IN1020150075 | 7.98% State Government Securities | SOVEREIGN | 35,00,000 | 3,527.20 | 0.67% | 6.92% |
| IN3120150112 | 7.97% State Government Securities | SOVEREIGN | 32,24,000 | 3,249.15 | 0.62% | 6.91% |
| IN3120150203 | 8.69% State Government Securities | SOVEREIGN | 30,79,500 | 3,138.19 | 0.60% | 6.91% |
| IN2220150139 | 8.15% State Government Securities | SOVEREIGN | 30,00,000 | 3,032.00 | 0.58% | 6.88% |
| IN2020150115 | 8.17% State Government Securities | SOVEREIGN | 30,00,000 | 3,031.97 | 0.58% | 6.91% |
| IN3120150179 | 8.27% State Government Securities | SOVEREIGN | 29,00,000 | 2,939.21 | 0.56% | 6.88% |
| IN1920150092 | 8.67% State Government Securities | SOVEREIGN | 25,00,000 | 2,547.01 | 0.49% | 6.92% |
| IN2220150170 | 8.36% State Government Securities | SOVEREIGN | 25,00,000 | 2,537.26 | 0.48% | 6.89% |
| IN3120160012 | 8.01% State Government Securities | SOVEREIGN | 25,00,000 | 2,534.16 | 0.48% | 6.93% |
| IN3520150043 | 8.32% State Government Securities | SOVEREIGN | 25,00,000 | 2,533.91 | 0.48% | 6.93% |
| IN2920150207 | 8.14% State Government Securities | SOVEREIGN | 25,00,000 | 2,524.63 | 0.48% | 6.92% |
| IN2220150113 | 7.99% State Government Securities | SOVEREIGN | 25,00,000 | 2,521.29 | 0.48% | 6.88% |
| IN3420150077 | 7.97% State Government Securities | SOVEREIGN | 25,00,000 | 2,518.77 | 0.48% | 6.95% |
| IN2920210464 | 6.2% State Government Securities | SOVEREIGN | 25,00,000 | 2,485.01 | 0.47% | 6.95% |
| IN1620150111 | 8.27% State Government Securities | SOVEREIGN | 22,00,000 | 2,227.83 | 0.43% | 6.89% |
| IN2920150256 | 8.65% State Government Securities | SOVEREIGN | 20,00,000 | 2,036.00 | 0.39% | 6.98% |
| IN1520220147 | 7.47% State Government Securities | SOVEREIGN | 20,00,000 | 2,009.62 | 0.38% | 6.88% |
| IN1920150035 | 8.14% State Government Securities | SOVEREIGN | 16,00,000 | 1,616.19 | 0.31% | 6.88% |
| IN3420150085 | 8.15% State Government Securities | SOVEREIGN | 15,50,000 | 1,565.17 | 0.30% | 6.94% |
| IN1520150096 | 8.2% State Government Securities | SOVEREIGN | 15,00,000 | 1,517.27 | 0.29% | 6.89% |
| IN1020150091 | 8.24% State Government Securities | SOVEREIGN | 14,74,900 | 1,492.06 | 0.28% | 6.92% |
| IN2020150107 | 8.16% State Government Securities | SOVEREIGN | 12,00,000 | 1,212.13 | 0.23% | 6.91% |
| IN1420150089 | 8.4% State Government Securities | SOVEREIGN | 10,00,000 | 1,015.05 | 0.19% | 6.92% |
| IN3320150326 | 8.15% State Government Securities | SOVEREIGN | 10,00,000 | 1,009.93 | 0.19% | 6.92% |
| IN1920150027 | 7.99% State Government Securities | SOVEREIGN | 10,00,000 | 1,008.45 | 0.19% | 6.89% |
| IN1620150079 | 8.23% State Government Securities | SOVEREIGN | 10,00,000 | 1,008.20 | 0.19% | 6.92% |
| IN3320160010 | 8.02% State Government Securities | SOVEREIGN | 5,00,000 | 506.83 | 0.10% | 6.94% |
| IN2820160017 | 7.98% State Government Securities | SOVEREIGN | 5,00,000 | 506.62 | 0.10% | 6.93% |
| IN2820160025 | 7.96% State Government Securities | SOVEREIGN | 5,00,000 | 506.61 | 0.10% | 6.93% |
| IN1520210171 | 6.18% State Government Securities | SOVEREIGN | 5,00,000 | 497.33 | 0.09% | 6.86% |
| IN3520150027 | 8.19% State Government Securities | SOVEREIGN | 3,47,000 | 350.73 | 0.07% | 6.91% |
| IN1920150050 | 8.22% State Government Securities | SOVEREIGN | 2,85,000 | 288.33 | 0.06% | 6.89% |
| IN3520150050 | 8.53% State Government Securities | SOVEREIGN | 2,46,600 | 250.93 | 0.05% | 6.96% |
| IN2720150043 | 8.38% State Government Securities | SOVEREIGN | 1,40,600 | 142.72 | 0.03% | 6.89% |
| IN2920150363 | 8.09% State Government Securities | SOVEREIGN | 1,14,400 | 115.92 | 0.02% | 6.97% |
| IN2020150065 | 8.29% State Government Securities | SOVEREIGN | 1,00,000 | 100.75 | 0.02% | 6.82% |
| IN1620150087 | 8.16% State Government Securities | SOVEREIGN | 98,100 | 98.91 | 0.02% | 6.92% |
| IN3120150070 | 8.29% State Government Securities | SOVEREIGN | 80,000 | 80.60 | 0.02% | 6.81% |
| IN3420150093 | 8.18% State Government Securities | SOVEREIGN | 60,000 | 60.63 | 0.01% | 6.94% |
| IN2120150049 | 8.25% State Government Securities | SOVEREIGN | 50,000 | 50.41 | 0.01% | 6.96% |
| IN1020150158 | 8.09% State Government Securities | SOVEREIGN | 30,000 | 30.42 | 0.01% | 6.91% |
| | **Subtotal** | | | **5,09,953.15** | **97.42%** | |
| | **(b) Privately placed / Unlisted** | | | **NIL** | **NIL** | **NIL** |
| | **Subtotal** | | | **NIL** | **NIL** | **NIL** |
| | **(c) Securitised Debt** | | | | | |
| | **Subtotal** | | | **NIL** | **NIL** | |
| | **Total** | | | **5,09,953.15** | **97.42%** | |
| | **Money Market Instruments** | | | | | |
| | **Treasury Bill** | | | | | |
| IN002024Z347 | 364 Days Tbill | | 5,00,000 | 473.84 | 0.09% | 6.59% |
| | **Triparty Repo/ Reverse Repo Instrument** | | | | | |
| | Triparty Repo | | | 1,336.93 | 0.26% | |
| | **Total** | | | **1,810.77** | **0.35%** | |
| | **OTHERS** | | | | | |
| | Cash Margin - CCIL | | | 101.87 | 0.02% | |
| | **Total** | | | **101.87** | **0.02%** | |
| | **Net Current Assets** | | | **11,772.49** | **2.21%** | |
| | **GRAND TOTAL** | | | **5,23,638.28** | **100.00%** | |

**SCHEME RISK-O-METER**

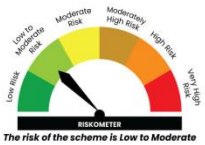


***The risk of the scheme is Low to Moderate***

**BENCHMARK NAME - NIFTY SDL APR 2026 TOP 20 EQUAL WEIGHT INDEX**
**BENCHMARK RISK-O-METER**

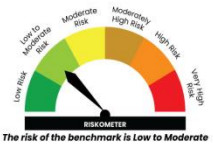


***The risk of the benchmark is Low to Moderate***

Data Classification: Public

**NIPPON INDIA ETF NIFTY 5 YR BENCHMARK G-SEC (An open ended scheme replicating/tracking Nifty 5 yr Benchmark G-Sec Index. Relatively High interest rate risk and Relatively Low Credit Risk.)**

Index

**Monthly Portfolio Statement as on January 31,2025**

| ISIN | Name of the Instrument | Industry / Rating | Quantity | Market/Fair Value ( Rs. in Lacs) | % to NAV | YIELD |
|---|---|---|---|---|---|---|
| | **Debt Instruments** | | | | | |
| | **(a) Listed / awaiting listing on Stock Exchange** | | | | | |
| | **Government Securities** | | | | | |
| IN0020240050 | 7.04% Government of India | SOVEREIGN | 1,89,68,900 | 19,258.37 | 98.46% | 6.74% |
| | **Subtotal** | | | **19,258.37** | **98.46%** | |
| | **(b) Privately placed / Unlisted** | | | **NIL** | **NIL** | **NIL** |
| | **Subtotal** | | | **NIL** | **NIL** | **NIL** |
| | **(c) Securitised Debt** | | | | | |
| | **Subtotal** | | | **NIL** | **NIL** | |
| | **Total** | | | **19,258.37** | **98.46%** | |
| | **Money Market Instruments** | | | | | |
| | **Triparty Repo/ Reverse Repo Instrument** | | | | | |
| | Triparty Repo | | | 92.47 | 0.47% | |
| | **Total** | | | **92.47** | **0.47%** | |
| | **OTHERS** | | | | | |
| | Cash Margin - CCIL | | | 1.32 | 0.01% | |
| | **Total** | | | **1.32** | **0.01%** | |
| | **Net Current Assets** | | | **207.23** | **1.06%** | |
| | **GRAND TOTAL** | | | **19,559.39** | **100.00%** | |

**SCHEME RISK-O-METER**

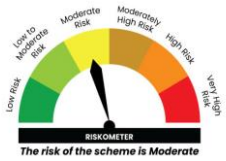


**BENCHMARK NAME - NIFTY 5 YR BENCHMARK G-SEC INDEX**
**BENCHMARK RISK-O-METER**

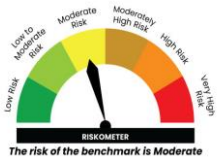

Data Classification: Public

**Nippon India Nifty Pharma ETF (An open ended scheme replicating/ tracking NIFTY Pharma Index)**

Index

**Monthly Portfolio Statement as on January 31,2025**

| ISIN | Name of the Instrument | Industry / Rating | Quantity | Market/Fair Value ( Rs. in Lacs) | % to NAV | YIELD |
|---|---|---|---|---|---|---|
| | **Equity & Equity related** | | | | | |
| | **(a) Listed / awaiting listing on Stock Exchanges** | | | | | |
| INE044A01036 | Sun Pharmaceutical Industries Limited | Pharmaceuticals & Biotechnology | 12,40,110 | 21,626.90 | 24.97% | |
| INE059A01026 | Cipla Limited | Pharmaceuticals & Biotechnology | 6,31,406 | 9,341.02 | 10.78% | |
| INE089A01031 | Dr. Reddy's Laboratories Limited | Pharmaceuticals & Biotechnology | 7,00,715 | 8,530.15 | 9.85% | |
| INE361B01024 | Divi's Laboratories Limited | Pharmaceuticals & Biotechnology | 1,45,942 | 8,140.21 | 9.40% | |
| INE326A01037 | Lupin Limited | Pharmaceuticals & Biotechnology | 2,76,849 | 5,759.71 | 6.65% | |
| INE406A01037 | Aurobindo Pharma Limited | Pharmaceuticals & Biotechnology | 3,21,056 | 3,762.46 | 4.34% | |
| INE685A01028 | Torrent Pharmaceuticals Limited | Pharmaceuticals & Biotechnology | 1,07,803 | 3,524.19 | 4.07% | |
| INE540L01014 | Alkem Laboratories Limited | Pharmaceuticals & Biotechnology | 61,044 | 3,090.69 | 3.57% | |
| INE634S01028 | Mankind Pharma Limited | Pharmaceuticals & Biotechnology | 1,19,311 | 2,905.70 | 3.35% | |
| INE010B01027 | Zydus Lifesciences Limited | Pharmaceuticals & Biotechnology | 2,87,059 | 2,785.19 | 3.22% | |
| INE947Q01028 | Laurus Labs Limited | Pharmaceuticals & Biotechnology | 4,51,580 | 2,637.45 | 3.05% | |
| INE935A01035 | Glenmark Pharmaceuticals Limited | Pharmaceuticals & Biotechnology | 1,72,910 | 2,512.73 | 2.90% | |
| INE571A01038 | IPCA Laboratories Limited | Pharmaceuticals & Biotechnology | 1,55,723 | 2,247.55 | 2.59% | |
| INE376G01013 | Biocon Limited | Pharmaceuticals & Biotechnology | 5,16,305 | 1,871.86 | 2.16% | |
| INE358A01014 | Abbott India Limited | Pharmaceuticals & Biotechnology | 5,962 | 1,560.45 | 1.80% | |
| INE572A01036 | JB Chemicals & Pharmaceuticals Limited | Pharmaceuticals & Biotechnology | 82,148 | 1,449.01 | 1.67% | |
| INE068V01023 | Gland Pharma Limited | Pharmaceuticals & Biotechnology | 91,243 | 1,391.23 | 1.61% | |
| INE031B01049 | Ajanta Pharma Limited | Pharmaceuticals & Biotechnology | 48,278 | 1,300.83 | 1.50% | |
| INE987B01026 | Natco Pharma Limited | Pharmaceuticals & Biotechnology | 1,02,615 | 1,204.55 | 1.39% | |
| INE101D01020 | Granules India Limited | Pharmaceuticals & Biotechnology | 1,66,124 | 924.23 | 1.07% | |
| | **Subtotal** | | | **86,566.11** | **99.94%** | |
| | **(b) UNLISTED** | | | **NIL** | **NIL** | **NIL** |
| | **Subtotal** | | | **NIL** | **NIL** | **NIL** |
| | **Total** | | | **86,566.11** | **99.94%** | |
| | **Money Market Instruments** | | | | | |
| | **Triparty Repo/ Reverse Repo Instrument** | | | | | |
| | Triparty Repo | | | 36.67 | 0.04% | |
| | **Total** | | | **36.67** | **0.04%** | |
| | **OTHERS** | | | | | |
| | Cash Margin - CCIL | | | 0.23 | $0.00% | |
| | **Total** | | | **0.23** | **0.00%** | |
| | **Net Current Assets** | | | **11.24** | **0.02%** | |
| | **GRAND TOTAL** | | | **86,614.25** | **100.00%** | |

**$ Less Than 0.01% of NAV**

**SCHEME RISK-O-METER**

**BENCHMARK NAME - NIFTY PHARMA TRI**
**BENCHMARK RISK-O-METER**

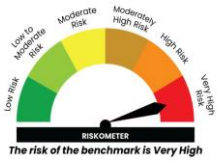

Data Classification: Public

**Nippon India Flexi Cap Fund (An open ended dynamic equity scheme investing across large cap, mid cap, small cap stocks)**

Index

**Monthly Portfolio Statement as on January 31,2025**

| ISIN | Name of the Instrument | Industry / Rating | Quantity | Market/Fair Value ( Rs. in Lacs) | % to NAV | YIELD |
|---|---|---|---|---|---|---|
| | **Equity & Equity related** | | | | | |
| | **(a) Listed / awaiting listing on Stock Exchanges** | | | | | |
| INE040A01034 | HDFC Bank Limited | Banks | 30,66,200 | 52,087.07 | 6.31% | |
| INE090A01021 | ICICI Bank Limited | Banks | 34,03,286 | 42,636.37 | 5.16% | |
| INE009A01021 | Infosys Limited | IT - Software | 16,80,000 | 31,580.64 | 3.82% | |
| INE018A01030 | Larsen & Toubro Limited | Construction | 8,31,063 | 29,647.34 | 3.59% | |
| INE002A01018 | Reliance Industries Limited | Petroleum Products | 17,04,000 | 21,557.30 | 2.61% | |
| INE296A01024 | Bajaj Finance Limited | Finance | 2,56,605 | 20,233.56 | 2.45% | |
| INE238A01034 | Axis Bank Limited | Banks | 19,35,000 | 19,081.04 | 2.31% | |
| INE101A01026 | Mahindra & Mahindra Limited | Automobiles | 5,75,000 | 17,191.64 | 2.08% | |
| INE200M01039 | Varun Beverages Limited | Beverages | 30,58,685 | 16,417.49 | 1.99% | |
| INE481G01011 | UltraTech Cement Limited | Cement & Cement Products | 1,31,000 | 15,048.56 | 1.82% | |
| INE733E01010 | NTPC Limited | Power | 43,00,000 | 13,932.00 | 1.69% | |
| INE849A01020 | Trent Limited | Retailing | 2,35,000 | 13,520.02 | 1.64% | |
| INE134E01011 | Power Finance Corporation Limited | Finance | 31,52,820 | 13,320.66 | 1.61% | |
| INE397D01024 | Bharti Airtel Limited | Telecom - Services | 7,97,073 | 12,962.80 | 1.57% | |
| INE634S01028 | Mankind Pharma Limited | Pharmaceuticals & Biotechnology | 5,28,395 | 12,868.53 | 1.56% | |
| INE123W01016 | SBI Life Insurance Company Limited | Insurance | 8,35,000 | 12,388.06 | 1.50% | |
| INE775A01035 | Samvardhana Motherson International Limited | Auto Components | 83,95,529 | 11,859.52 | 1.44% | |
| INE062A01020 | State Bank of India | Banks | 15,20,000 | 11,748.08 | 1.42% | |
| INE585B01010 | Maruti Suzuki India Limited | Automobiles | 95,202 | 11,719.99 | 1.42% | |
| INE02YR01019 | Electronics Mart India Limited | Retailing | 79,27,509 | 11,643.93 | 1.41% | |
| INE095A01012 | IndusInd Bank Limited | Banks | 11,67,820 | 11,575.43 | 1.40% | |
| INE030A01027 | Hindustan Unilever Limited | Diversified FMCG | 4,58,250 | 11,313.28 | 1.37% | |
| INE811K01011 | Prestige Estates Projects Limited | Realty | 7,71,065 | 10,482.63 | 1.27% | |
| INE522F01014 | Coal India Limited | Consumable Fuels | 26,00,000 | 10,293.40 | 1.25% | |
| INE872J01023 | Devyani International Limited | Leisure Services | 60,91,450 | 10,273.23 | 1.24% | |
| INE572A01036 | JB Chemicals & Pharmaceuticals Limited | Pharmaceuticals & Biotechnology | 5,28,466 | 9,321.61 | 1.13% | |
| INE066F01020 | Hindustan Aeronautics Limited | Aerospace & Defense | 2,29,760 | 9,045.19 | 1.10% | |
| INE102D01028 | Godrej Consumer Products Limited | Personal Products | 8,06,109 | 9,038.50 | 1.09% | |
| INE944F01028 | Radico Khaitan Limited | Beverages | 4,09,005 | 8,909.76 | 1.08% | |
| INE326A01037 | Lupin Limited | Pharmaceuticals & Biotechnology | 4,25,000 | 8,841.91 | 1.07% | |
| INE257A01026 | Bharat Heavy Electricals Limited | Electrical Equipment | 42,00,000 | 8,739.78 | 1.06% | |
| INE520A01027 | Zensar Technologies Limited | IT - Software | 9,89,733 | 8,610.68 | 1.04% | |
| INE669C01036 | Tech Mahindra Limited | IT - Software | 5,00,659 | 8,383.28 | 1.02% | |
| INE880J01026 | JSW Infrastructure Ltd | Transport Infrastructure | 29,94,830 | 8,235.78 | 1.00% | |
| INE343G01021 | Bharti Hexacom Limited | Telecom - Services | 6,07,022 | 8,224.54 | 1.00% | |
| INE053A01029 | The Indian Hotels Company Limited | Leisure Services | 10,64,000 | 8,136.41 | 0.99% | |
| INE404A01024 | Aditya Birla Sun Life AMC Limited | Capital Markets | 11,45,216 | 7,822.97 | 0.95% | |
| INE646L01027 | InterGlobe Aviation Limited | Transport Services | 1,76,916 | 7,650.47 | 0.93% | |
| INE235A01022 | Finolex Cables Limited | Industrial Products | 7,62,581 | 7,637.25 | 0.92% | |
| INE094A01015 | Hindustan Petroleum Corporation Limited | Petroleum Products | 21,19,962 | 7,594.76 | 0.92% | |
| INE465A01025 | Bharat Forge Limited | Auto Components | 6,11,200 | 7,481.39 | 0.91% | |
| INE146L01010 | Kirloskar Oil Engines Limited | Industrial Products | 8,11,868 | 7,334.82 | 0.89% | |
| INE758T01015 | Zomato Limited | Retailing | 32,37,380 | 7,133.57 | 0.86% | |
| INE205A01025 | Vedanta Limited | Diversified Metals | 15,49,999 | 6,841.70 | 0.83% | |
| INE018E01016 | SBI Cards and Payment Services Limited | Finance | 8,50,000 | 6,614.70 | 0.80% | |
| INE214T01019 | LTIMindtree Limited | IT - Software | 1,11,683 | 6,605.10 | 0.80% | |
| INE192R01011 | Avenue Supermarts Limited | Retailing | 1,79,924 | 6,593.58 | 0.80% | |
| INE195A01028 | Supreme Industries Limited | Industrial Products | 1,64,851 | 6,542.61 | 0.79% | |
| INE149A01033 | Cholamandalam Financial Holdings Limited | Finance | 4,28,916 | 6,514.38 | 0.79% | |
| INE0CLI01024 | Rategain Travel Technologies Limited | IT - Software | 9,08,663 | 6,352.92 | 0.77% | |
| INE732I01013 | Angel One Limited | Capital Markets | 2,66,591 | 6,254.49 | 0.76% | |
| INE917I01010 | Bajaj Auto Limited | Automobiles | 68,261 | 6,039.60 | 0.73% | |
| INE003A01024 | Siemens Limited | Electrical Equipment | 95,627 | 5,807.76 | 0.70% | |
| INE671A01010 | Honeywell Automation India Limited | Industrial Manufacturing | 14,181 | 5,739.37 | 0.69% | |
| INE138Y01010 | KFin Technologies Limited | Capital Markets | 5,07,642 | 5,534.57 | 0.67% | |
| INE01EA01019 | Vishal Mega Mart Limited | Retailing | 50,66,170 | 5,468.93 | 0.66% | |
| INE749A01030 | Jindal Steel & Power Limited | Ferrous Metals | 6,86,729 | 5,435.80 | 0.66% | |
| INE038A01020 | Hindalco Industries Limited | Non - Ferrous Metals | 9,00,000 | 5,348.70 | 0.65% | |
| INE111A01025 | Container Corporation of India Limited | Transport Services | 6,50,000 | 5,070.65 | 0.61% | |
| INE148O01028 | Delhivery Limited | Transport Services | 15,63,585 | 5,019.89 | 0.61% | |
| INE974X01010 | Tube Investments of India Limited | Auto Components | 1,50,000 | 4,983.15 | 0.60% | |
| INE918Z01012 | Kaynes Technology India Limited | Industrial Manufacturing | 1,03,308 | 4,950.88 | 0.60% | |
| INE398R01022 | Syngene International Limited | Healthcare Services | 6,48,939 | 4,845.30 | 0.59% | |
| INE438A01022 | Apollo Tyres Limited | Auto Components | 10,97,595 | 4,799.78 | 0.58% | |
| INE155A01022 | Tata Motors Limited | Automobiles | 6,60,000 | 4,726.26 | 0.57% | |
| INE082M01014 | Greenpanel Industries Limited | Consumer Durables | 13,24,133 | 4,614.60 | 0.56% | |
| INE982J01020 | One 97 Communications Limited | Financial Technology (Fintech) | 5,57,470 | 4,324.57 | 0.52% | |
| INE486A01021 | CESC Limited | Power | 30,15,961 | 4,312.22 | 0.52% | |
| INE089A01031 | Dr. Reddy's Laboratories Limited | Pharmaceuticals & Biotechnology | 3,50,327 | 4,264.71 | 0.52% | |
| INE356A01018 | Mphasis Limited | IT - Software | 1,45,000 | 4,158.53 | 0.50% | |
| INE121A01024 | Cholamandalam Investment and Finance Company Ltd | Finance | 2,96,610 | 3,813.96 | 0.46% | |
| INE0JUS01029 | Harsha Engineers International Limited | Industrial Products | 9,02,840 | 3,757.62 | 0.45% | |
| INE299U01018 | Crompton Greaves Consumer Electricals Limited | Consumer Durables | 10,18,606 | 3,497.89 | 0.42% | |
| INE804L01022 | MedPlus Health Services Limited | Retailing | 4,50,000 | 3,255.08 | 0.39% | |
| INE192B01031 | Welspun Living Limited | Textiles & Apparels | 23,56,429 | 3,245.04 | 0.39% | |
| INE158A01026 | Hero MotoCorp Limited | Automobiles | 74,058 | 3,213.49 | 0.39% | |
| INE531A01024 | Kansai Nerolac Paints Limited | Consumer Durables | 13,24,500 | 3,087.41 | 0.37% | |
| INE355A01028 | Somany Ceramics Limited | Consumer Durables | 5,90,717 | 3,012.66 | 0.36% | |
| INE806T01020 | Sapphire Foods India Limited | Leisure Services | 10,15,265 | 2,940.21 | 0.36% | |
| INE068V01023 | Gland Pharma Limited | Pharmaceuticals & Biotechnology | 1,92,461 | 2,934.55 | 0.36% | |
| INE136B01020 | Cyient Limited | IT - Services | 1,83,602 | 2,670.40 | 0.32% | |
| INE935N01020 | Dixon Technologies (India) Limited | Consumer Durables | 17,000 | 2,547.61 | 0.31% | |
| INE108V01019 | Awfis Space Solutions Limited | Commercial Services & Supplies | 3,74,853 | 2,488.84 | 0.30% | |
| INE01A01028 | Stanley Lifestyles Limited | Consumer Durables | 7,11,000 | 2,379.01 | 0.29% | |
| INE100A01010 | Atul Limited | Chemicals & Petrochemicals | 35,000 | 2,200.00 | 0.27% | |
| INE742F01042 | Adani Ports and Special Economic Zone Limited | Transport Infrastructure | 2,00,000 | 2,198.70 | 0.27% | |
| INE741K01010 | CreditAccess Grameen Limited | Finance | 1,49,957 | 1,623.81 | 0.20% | |
| INE220B01022 | Kalpataru Projects International Limited | Construction | 1,45,711 | 1,542.57 | 0.19% | |
| INE922K01024 | India Shelter Finance Corporation Limited | Finance | 1,58,360 | 1,047.23 | 0.13% | |
| INE0N2P01017 | Rishabh Instruments Ltd | Electrical Equipment | 2,61,753 | 765.37 | 0.09% | |
| INE0ONG01011 | NTPC Green Energy Limited | Power | 5,60,254 | 643.79 | 0.08% | |
| | **Subtotal** | | | **7,94,155.23** | **96.17%** | |
| | **(b) UNLISTED** | | | **NIL** | **NIL** | **NIL** |
| | **Subtotal** | | | **NIL** | **NIL** | **NIL** |
| | **Total** | | | **7,94,155.23** | **96.17%** | |
| | **Money Market Instruments** | | | | | |
| | **Triparty Repo/ Reverse Repo Instrument** | | | | | |
| | Triparty Repo | | | 32,165.89 | 3.89% | |
| | **Total** | | | **32,165.89** | **3.89%** | |
| | **OTHERS** | | | | | |
| | Cash Margin - CCIL | | | 173.35 | 0.02% | |
| | **Total** | | | **173.35** | **0.02%** | |
| | **Net Current Assets** | | | **(642.86)** | **-0.08%** | |
| | **GRAND TOTAL** | | | **8,25,851.61** | **100.00%** | |

**SCHEME RISK-O-METER**

**BENCHMARK NAME - NIFTY 500 TRI**
**BENCHMARK RISK-O-METER**

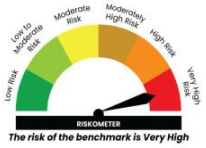

Data Classification: Public

**Nippon India Fixed Horizon Fund - XLIII- Series 1 (A Close Ended Income Scheme. Moderate Interest rate risk and Moderate credit Risk)**

Index

**Monthly Portfolio Statement as on January 31,2025**

| ISIN | Name of the Instrument | Industry / Rating | Quantity | Market/Fair Value ( Rs. in Lacs) | % to NAV | YIELD |
|---|---|---|---|---|---|---|
| | **Debt Instruments** | | | | | |
| | **(a) Listed / awaiting listing on Stock Exchange** | | | | | |
| | **Government Securities** | | | | | |
| IN2220160013 | 8.08% State Government Securities | SOVEREIGN | 77,98,400 | 7,924.98 | 35.73% | 6.93% |
| IN3120160053 | 8.07% State Government Securities | SOVEREIGN | 59,12,400 | 6,007.76 | 27.09% | 6.93% |
| IN1620160052 | 8.18% State Government Securities | SOVEREIGN | 20,00,000 | 2,030.21 | 9.15% | 7.12% |
| IN2220160021 | 7.96% State Government Securities | SOVEREIGN | 10,50,000 | 1,065.87 | 4.81% | 6.93% |
| IN1520160053 | 8.05% State Government Securities | SOVEREIGN | 10,00,000 | 1,015.98 | 4.58% | 6.92% |
| IN000626C076 | GOI STRIPS (MD 16/06/2026) | SOVEREIGN | 9,65,000 | 881.31 | 3.97% | 6.82% |
| IN000626C043 | GOVT. STOCK 12JUN2026C STRP | SOVEREIGN | 8,00,000 | 731.16 | 3.30% | 6.82% |
| IN3120160715 | 7.72% State Government Securities | SOVEREIGN | 5,00,000 | 503.75 | 2.27% | 7.09% |
| IN3120150203 | 8.69% State Government Securities | SOVEREIGN | 3,35,000 | 341.38 | 1.54% | 6.91% |
| IN2920150264 | 8.55% State Government Securities | SOVEREIGN | 1,88,000 | 191.31 | 0.86% | 6.98% |
| IN1520160038 | 7.98% State Government Securities | SOVEREIGN | 1,40,000 | 141.97 | 0.64% | 6.92% |
| IN2920150355 | 8.39% State Government Securities | SOVEREIGN | 1,07,000 | 108.61 | 0.49% | 7.08% |
| IN1020160025 | 8.09% State Government Securities | SOVEREIGN | 1,03,500 | 105.17 | 0.47% | 6.94% |
| IN1520160046 | 7.98% State Government Securities | SOVEREIGN | 1,00,000 | 101.45 | 0.46% | 6.92% |
| IN000626C035 | 7.63% GOI (MD17/06/2059)-Strips (C)-(MD17/06/2026) | SOVEREIGN | 1,10,200 | 100.62 | 0.45% | 6.82% |
| IN2920150256 | 8.65% State Government Securities | SOVEREIGN | 90,800 | 92.43 | 0.42% | 6.98% |
| IN000426P016 | 5.63% GOI Strips (MD 12/04/2026) | SOVEREIGN | 94,000 | 86.89 | 0.39% | 6.79% |
| IN1620160060 | 7.98% State Government Securities | SOVEREIGN | 68,000 | 69.04 | 0.31% | 6.93% |
| IN2020150164 | 8.69% State Government Securities | SOVEREIGN | 50,000 | 50.94 | 0.23% | 6.94% |
| IN3120160038 | 8.01% State Government Securities | SOVEREIGN | 35,000 | 35.50 | 0.16% | 6.93% |
| IN000426C030 | GOI Strips (MD 12/04/2026 ) | SOVEREIGN | 27,900 | 25.79 | 0.12% | 6.79% |
| IN2220150204 | 8.51% State Government Securities | SOVEREIGN | 25,000 | 25.45 | 0.11% | 6.92% |
| IN3420150168 | 8.57% State Government Securities | SOVEREIGN | 20,000 | 20.36 | 0.09% | 6.94% |
| IN0020089077 | 8% Government of India | SOVEREIGN | 17,000 | 17.21 | 0.08% | 6.95% |
| | **Subtotal** | | | **21,675.14** | **97.72%** | |
| | **(b) Privately placed / Unlisted** | | | **NIL** | **NIL** | **NIL** |
| | **Subtotal** | | | **NIL** | **NIL** | **NIL** |
| | **(c) Securitised Debt** | | | | | |
| | **Subtotal** | | | **NIL** | **NIL** | |
| | **Total** | | | **21,675.14** | **97.72%** | |
| | **Money Market Instruments** | | | | | |
| | **Triparty Repo/ Reverse Repo Instrument** | | | | | |
| | Triparty Repo | | | 273.53 | 1.23% | |
| | **Total** | | | **273.53** | **1.23%** | |
| | **OTHERS** | | | | | |
| | Cash Margin - CCIL | | | 1.63 | 0.01% | |
| | **Total** | | | **1.63** | **0.01%** | |
| | **Net Current Assets** | | | **229.11** | **1.04%** | |
| | **GRAND TOTAL** | | | **22,179.41** | **100.00%** | |

**SCHEME RISK-O-METER**

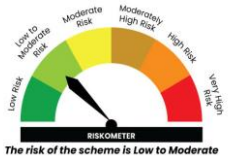


**BENCHMARK NAME - CRISIL MEDIUM TERM DEBT INDEX**
**BENCHMARK RISK-O-METER**

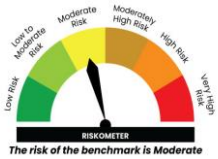

Data Classification: Public

**Nippon India Taiwan Equity Fund (An open ended equity scheme following Taiwan focused theme)**

Index

**Monthly Portfolio Statement as on January 31,2025**

| ISIN | Name of the Instrument | Industry / Rating | Quantity | Market/Fair Value ( Rs. in Lacs) | % to NAV | YIELD |
|---|---|---|---|---|---|---|
| | **Equity & Equity related** | | | | | |
| | **(a) Listed Foreign Securities/Overseas ETFs** | | | | | |
| TW0003529004 | eMemory Technology Inc | Semiconductors | 35,115 | 3,120.09 | 8.71% | |
| TW0002330008 | Taiwan Semiconductor Manufacturing Co Ltd | Semiconductors | 95,315 | 2,843.90 | 7.94% | |
| TW0002360005 | Chroma Ate | Electronic Equipment & Instruments | 2,14,540 | 2,140.31 | 5.98% | |
| TW0002376001 | MongoDB Inc | Technology Hardware, Storage & Peripherals | 3,13,556 | 2,089.54 | 5.83% | |
| TW0003653002 | Jentech Precision Industrial Co Ltd | Semiconductors | 57,358 | 2,088.34 | 5.83% | |
| TW0002317005 | Hon Hai Precision Industry Co Ltd | Electronic Manufacturing Services | 4,24,014 | 2,006.37 | 5.60% | |
| KYG114741062 | Bizlink Holding Inc | Electrical Components & Equipment | 1,19,197 | 1,996.01 | 5.57% | |
| TW0006223001 | Mpi Corporation | Semiconductor Materials & Equipment | 70,667 | 1,636.63 | 4.57% | |
| TW0002382009 | Quanta Computer Inc. | Technology Hardware, Storage & Peripherals | 1,96,339 | 1,390.99 | 3.88% | |
| TW0003017000 | Asia Vital Components Co Ltd | Technology Hardware, Storage & Peripherals | 83,920 | 1,277.33 | 3.57% | |
| TW0002449006 | King Yuan Electronics Co Ltd | Semiconductors | 3,61,062 | 1,077.30 | 3.01% | |
| TW0003227005 | PixArt Imaging Inc | Semiconductors | 1,63,092 | 1,041.83 | 2.91% | |
| TW0002345006 | Accton Technology Corporation | Communications Equipment | 51,600 | 1,034.98 | 2.89% | |
| TW0004746003 | Formosa Laboratories Inc | Pharmaceuticals | 5,28,848 | 1,007.92 | 2.81% | |
| TW0003081006 | LandMark Optoelectronics Corporation | Semiconductor Materials & Equipment | 66,912 | 930.50 | 2.60% | |
| TW0006669005 | Wiwynn Corporation | Technology Hardware, Storage & Peripherals | 14,560 | 857.37 | 2.39% | |
| TW0002618006 | Eva Airways Corporation | Passenger Airlines | 6,76,671 | 848.50 | 2.37% | |
| TW0002455003 | Visual Photonics Epitaxy Co Ltd | Semiconductor Materials & Equipment | 1,80,537 | 778.34 | 2.17% | |
| TW0002454006 | MediaTek Incorporation | Semiconductors | 19,593 | 754.56 | 2.11% | |
| TW0006438005 | Symtek Automation Asia Co. Ltd | Industrial Machinery & Supplies & Components | 1,19,278 | 702.37 | 1.96% | |
| TW0005274005 | Aspeed Technology Inc | Semiconductors | 7,488 | 698.80 | 1.95% | |
| TW0002357001 | Asustek Computer Inc | Technology Hardware, Storage & Peripherals | 33,502 | 534.59 | 1.49% | |
| TW0002383007 | Elite Material Co Ltd | Electronic Components | 31,765 | 512.71 | 1.43% | |
| TW0008210006 | Chenbro Micom Co Ltd | Technology Hardware, Storage & Peripherals | 35,341 | 246.20 | 0.69% | |
| | **Subtotal** | | | **31,615.48** | **88.26%** | |
| | **(b) UNLISTED** | | | **NIL** | **NIL** | **NIL** |
| | **Subtotal** | | | **NIL** | **NIL** | **NIL** |
| | **Total** | | | **31,615.48** | **88.26%** | |
| | **Money Market Instruments** | | | | | |
| | **Triparty Repo/ Reverse Repo Instrument** | | | | | |
| | Triparty Repo | | | 4,461.03 | 12.46% | |
| | **Total** | | | **4,461.03** | **12.46%** | |
| | **OTHERS** | | | | | |
| | Cash Margin - CCIL | | | 23.64 | 0.07% | |
| | **Total** | | | **23.64** | **0.07%** | |
| | **Net Current Assets** | | | **(283.84)** | **-0.79%** | |
| | **GRAND TOTAL** | | | **35,816.31** | **100.00%** | |

**SCHEME RISK-O-METER**

**BENCHMARK NAME - TAIWAN CAPITALIZATION WEIGHTED STOCK INDEX (TAIEX)**
**BENCHMARK RISK-O-METER**

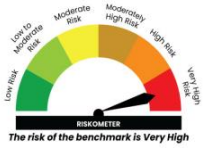

Data Classification: Public

**Nippon India Nifty Auto ETF (An open ended scheme replicating/ tracking NIFTY Auto Index)**

Index

**Monthly Portfolio Statement as on January 31,2025**

| ISIN | Name of the Instrument | Industry / Rating | Quantity | Market/Fair Value ( Rs. in Lacs) | % to NAV | YIELD |
|---|---|---|---|---|---|---|
| | **Equity & Equity related** | | | | | |
| | **(a) Listed / awaiting listing on Stock Exchanges** | | | | | |
| INE101A01026 | Mahindra & Mahindra Limited | Automobiles | 2,67,135 | 7,986.94 | 24.81% | |
| INE585B01010 | Maruti Suzuki India Limited | Automobiles | 39,705 | 4,887.94 | 15.18% | |
| INE155A01022 | Tata Motors Limited | Automobiles | 6,32,503 | 4,529.35 | 14.07% | |
| INE917I01010 | Bajaj Auto Limited | Automobiles | 33,489 | 2,963.04 | 9.20% | |
| INE066A01021 | Eicher Motors Limited | Automobiles | 41,511 | 2,156.21 | 6.70% | |
| INE494B01023 | TVS Motor Company Limited | Automobiles | 70,754 | 1,739.06 | 5.40% | |
| INE158A01026 | Hero MotoCorp Limited | Automobiles | 39,115 | 1,697.26 | 5.27% | |
| INE775A01035 | Samvardhana Motherson International Limited | Auto Components | 8,89,108 | 1,255.95 | 3.90% | |
| INE465A01025 | Bharat Forge Limited | Auto Components | 78,862 | 965.31 | 3.00% | |
| INE208A01029 | Ashok Leyland Limited | Agricultural, Commercial & Construction Vehicles | 4,31,598 | 935.83 | 2.91% | |
| INE323A01026 | Bosch Limited | Auto Components | 2,619 | 752.42 | 2.34% | |
| INE883A01011 | MRF Limited | Auto Components | 609 | 692.02 | 2.15% | |
| INE787D01026 | Balkrishna Industries Limited | Auto Components | 24,218 | 671.14 | 2.08% | |
| INE302A01020 | Exide Industries Limited | Auto Components | 1,37,114 | 513.49 | 1.59% | |
| INE438A01022 | Apollo Tyres Limited | Auto Components | 1,00,284 | 438.54 | 1.36% | |
| | **Subtotal** | | | **32,184.50** | **99.96%** | |
| | **(b) UNLISTED** | | | **NIL** | **NIL** | **NIL** |
| | **Subtotal** | | | **NIL** | **NIL** | **NIL** |
| | **Total** | | | **32,184.50** | **99.96%** | |
| | **Money Market Instruments** | | | | | |
| | **Triparty Repo/ Reverse Repo Instrument** | | | | | |
| | Triparty Repo | | | 652.84 | 2.03% | |
| | **Total** | | | **652.84** | **2.03%** | |
| | **OTHERS** | | | | | |
| | Cash Margin - CCIL | | | 3.40 | 0.01% | |
| | **Total** | | | **3.40** | **0.01%** | |
| | **Net Current Assets** | | | **(645.34)** | **-2.00%** | |
| | **GRAND TOTAL** | | | **32,195.40** | **100.00%** | |

**SCHEME RISK-O-METER**

**BENCHMARK NAME - NIFTY AUTO TRI**
**BENCHMARK RISK-O-METER**

Data Classification: Public

**Nippon India Silver ETF (An open ended scheme, listed on the Exchange in the form of an Exchange Traded Fund (ETF) investing in physical silver and / or Exchange Traded Commodity Derivatives (ETCD) in Silver )**

Index

**Monthly Portfolio Statement as on January 31,2025**

| ISIN | Name of the Instrument | Industry / Rating | Quantity | Market/Fair Value ( Rs. in Lacs) | % to NAV | YIELD |
|---|---|---|---|---|---|---|
| | **SILVER** | | | | | |
| | SILVER 999 ( in Kg)" | | 6,11,332 | 5,69,736.99 | 97.45% | |
| | **Subtotal** | | | **5,69,736.99** | **97.45%** | |
| | **Total** | | | **5,69,736.99** | **97.45%** | |
| | **Money Market Instruments** | | | | | |
| | **Triparty Repo/ Reverse Repo Instrument** | | | | | |
| | Triparty Repo | | | 474.93 | 0.08% | |
| | **Total** | | | **474.93** | **0.08%** | |
| | **OTHERS** | | | | | |
| | Cash Margin - CCIL | | | 2.50 | $0.00% | |
| | **Total** | | | **2.50** | **0.00%** | |
| | **Net Current Assets** | | | **14,436.72** | **2.47%** | |
| | **GRAND TOTAL** | | | **5,84,651.14** | **100.00%** | |

**$ Less Than 0.01% of NAV**

Aggregate value of investments made by other schemes of Nippon India Mutual Fund are amounting to Rs 15307.38 Lacs.

**SCHEME RISK-O-METER**

**BENCHMARK NAME - DOMESTIC PRICE OF SILVER**

**BENCHMARK RISK-O-METER**

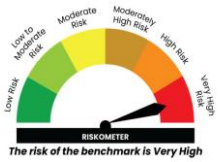

Data Classification: Public

**Nippon India Silver ETF Fund of Fund (FOF) (An Open Ended Fund of Fund scheme investing in units of Nippon India Silver ETF)**

Index

**Monthly Portfolio Statement as on January 31,2025**

| ISIN | Name of the Instrument | Industry / Rating | Quantity | Market/Fair Value ( Rs. in Lacs) | % to NAV | YIELD |
|---|---|---|---|---|---|---|
| | **Money Market Instruments** | | | | | |
| | **Triparty Repo/ Reverse Repo Instrument** | | | | | |
| | Triparty Repo | | | 143.38 | 0.26% | |
| | **Total** | | | **143.38** | **0.26%** | |
| | **Exchange Traded Funds** | | | | | |
| INF204KC1402 | Nippon India Silver ETF | | 6,12,93,672 | 55,574.97 | 99.79% | |
| | **Total** | | | **55,574.97** | **99.79%** | |
| | **OTHERS** | | | | | |
| | Cash Margin - CCIL | | | 0.81 | $0.00% | |
| | **Total** | | | **0.81** | **0.00%** | |
| | **Net Current Assets** | | | **(27.43)** | **-0.05%** | |
| | **GRAND TOTAL** | | | **55,691.73** | **100.00%** | |

**$ Less Than 0.01% of NAV**

**SCHEME RISK-O-METER**

**BENCHMARK NAME - DOMESTIC PRICE OF SILVER**
**BENCHMARK RISK-O-METER**

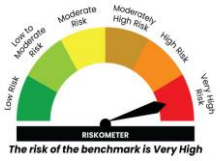

Data Classification: Public

**Nippon India Fixed Horizon Fund -**
**XLIII - Series 5(A Close Ended Income Scheme.Relatively high interest rate risk and Moderate Credit Risk)**

Index

**Monthly Portfolio Statement as on January 31,2025**

| ISIN | Name of the Instrument | Industry / Rating | Quantity | Market/Fair Value ( Rs. in Lacs) | % to NAV | YIELD |
|---|---|---|---|---|---|---|
| | **Debt Instruments** | | | | | |
| | **(a) Listed / awaiting listing on Stock Exchange** | | | | | |
| | **Government Securities** | | | | | |
| IN3120180010 | 8.05% State Government Securities | SOVEREIGN | 74,27,500 | 7,663.64 | 44.75% | 7.04% |
| IN4520200093 | 6.99% State Government Securities | SOVEREIGN | 61,90,000 | 6,201.34 | 36.22% | 7.04% |
| IN1020180080 | 8.39% State Government Securities | SOVEREIGN | 4,50,000 | 468.48 | 2.74% | 7.10% |
| IN000628C072 | GOI STRIPS (MD16/06/2028) | SOVEREIGN | 5,48,000 | 437.89 | 2.56% | 6.87% |
| IN000628C049 | GOI Strips (MD 12/06/2028 ) | SOVEREIGN | 5,15,000 | 411.82 | 2.40% | 6.87% |
| IN3120180051 | 8.32% State Government Securities | SOVEREIGN | 2,87,700 | 299.27 | 1.75% | 7.05% |
| IN000728C013 | GOI STRIPS (MD 02/07/2028) | SOVEREIGN | 2,31,000 | 184.03 | 1.07% | 6.87% |
| IN1620180035 | 8.57% State Government Securities | SOVEREIGN | 1,70,000 | 178.18 | 1.04% | 7.09% |
| IN3320160127 | 8.49% State Government Securities | SOVEREIGN | 1,71,000 | 177.83 | 1.04% | 7.25% |
| IN000628C031 | 7.63% GOI (MD17/06/2059)-Strips (C)-(MD17/06/2028) | SOVEREIGN | 1,42,600 | 113.92 | 0.67% | 6.87% |
| IN2120180046 | 8.55% State Government Securities | SOVEREIGN | 95,000 | 99.62 | 0.58% | 7.05% |
| IN1520170193 | 8.19% State Government Securities | SOVEREIGN | 70,000 | 72.41 | 0.42% | 7.03% |
| IN2920180121 | 8.54% State Government Securities | SOVEREIGN | 60,000 | 62.83 | 0.37% | 7.09% |
| IN2020180047 | 8.41% State Government Securities | SOVEREIGN | 51,000 | 53.18 | 0.31% | 7.07% |
| IN2820180049 | 8.34% State Government Securities | SOVEREIGN | 50,000 | 52.04 | 0.30% | 7.06% |
| IN3120170128 | 8.28% State Government Securities | SOVEREIGN | 50,000 | 51.85 | 0.30% | 7.03% |
| IN1620170168 | 8.14% State Government Securities | SOVEREIGN | 50,000 | 51.66 | 0.30% | 7.06% |
| IN3620180064 | 8.53% State Government Securities | SOVEREIGN | 20,000 | 20.94 | 0.12% | 7.09% |
| IN3320180034 | 8.45% State Government Securities | SOVEREIGN | 10,000 | 10.45 | 0.06% | 7.07% |
| IN3320150607 | 8.71% State Government Securities | SOVEREIGN | 10,000 | 10.44 | 0.06% | 7.23% |
| IN2920180030 | 8.16% State Government Securities | SOVEREIGN | 10,000 | 10.34 | 0.06% | 7.08% |
| IN1520180044 | 8.16% State Government Securities | SOVEREIGN | 8,000 | 8.28 | 0.05% | 7.05% |
| IN1520230047 | 7.22% State Government Securities | SOVEREIGN | 8,000 | 8.07 | 0.05% | 7.03% |
| IN000327C048 | GOI STRIPS (MD 19/03/2027) | SOVEREIGN | 5,000 | 4.34 | 0.03% | 6.83% |
| IN2220230030 | 7.2% State Government Securities | SOVEREIGN | 2,600 | 2.62 | 0.02% | 7.02% |
| IN2020180039 | 8.33% State Government Securities | SOVEREIGN | 2,000 | 2.08 | 0.01% | 7.07% |
| IN3420170216 | 8.09% State Government Securities | SOVEREIGN | 2,000 | 2.06 | 0.01% | 7.07% |
| IN000627C090 | GOI Strips (MD 19/06/2027) | SOVEREIGN | 2,000 | 1.71 | 0.01% | 6.84% |
| | **Subtotal** | | | **16,661.32** | **97.30%** | |
| | **(b) Privately placed / Unlisted** | | | **NIL** | **NIL** | **NIL** |
| | **Subtotal** | | | **NIL** | **NIL** | **NIL** |
| | **(c) Securitised Debt** | | | | | |
| | **Subtotal** | | | **NIL** | **NIL** | |
| | **Total** | | | **16,661.32** | **97.30%** | |
| | **Money Market Instruments** | | | | | |
| | **Triparty Repo/ Reverse Repo Instrument** | | | | | |
| | Triparty Repo | | | 208.96 | 1.22% | |
| | **Total** | | | **208.96** | **1.22%** | |
| | **OTHERS** | | | | | |
| | Cash Margin - CCIL | | | 1.14 | 0.01% | |
| | **Total** | | | **1.14** | **0.01%** | |
| | **Net Current Assets** | | | **252.19** | **1.47%** | |
| | **GRAND TOTAL** | | | **17,123.61** | **100.00%** | |

**SCHEME RISK-O-METER**

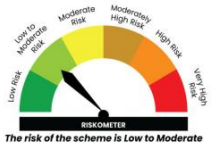


***The risk of the scheme is Low to Moderate***

**BENCHMARK NAME - CRISIL MEDIUM TO LONG DURATION DEBT A-III INDEX**
**BENCHMARK RISK-O-METER**

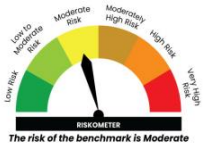


***The risk of the benchmark is Moderate***

Data Classification: Public

**Nippon India Nifty AAA CPSE Bond Plus**
**SDL - Apr 2027 Maturity 60:40 Index Fund((An open-ended Target Maturity Index Fund investing in constituents of**
**Nifty AAA CPSE Bond Plus SDL Apr 2027 60:40 Index. A Relatively High**
**interest rate risk and Relatively Low Credit Risk)**
**Monthly Portfolio Statement as on January 31,2025**

Index

| ISIN | Name of the Instrument | Industry / Rating | Quantity | Market/Fair Value ( Rs. in Lacs) | % to NAV | YIELD |
|---|---|---|---|---|---|---|
| | **Debt Instruments** | | | | | |
| | **(a) Listed / awaiting listing on Stock Exchange** | | | | | |
| | **Government Securities** | | | | | |
| IN1920160109 | 7.75% State Government Securities | SOVEREIGN | 1,20,00,000 | 12,208.18 | 3.55% | 6.95% |
| IN2120160105 | 7.76% State Government Securities | SOVEREIGN | 1,00,43,700 | 10,215.57 | 2.97% | 6.98% |
| IN1920160117 | 7.86% State Government Securities | SOVEREIGN | 80,70,000 | 8,229.46 | 2.39% | 6.95% |
| IN1520160202 | 7.71% State Government Securities | SOVEREIGN | 75,00,000 | 7,627.24 | 2.22% | 6.93% |
| IN2020160130 | 7.15% State Government Securities | SOVEREIGN | 72,81,000 | 7,319.03 | 2.13% | 6.97% |
| IN3420160175 | 7.92% State Government Securities | SOVEREIGN | 70,00,000 | 7,141.32 | 2.08% | 6.99% |
| IN1520200347 | 6.58% State Government Securities | SOVEREIGN | 65,00,000 | 6,471.14 | 1.88% | 6.91% |
| IN3420160167 | 7.78% State Government Securities | SOVEREIGN | 60,00,000 | 6,103.20 | 1.77% | 6.99% |
| IN3320160267 | 7.41% State Government Securities | SOVEREIGN | 55,00,000 | 5,548.89 | 1.61% | 6.98% |
| IN3320170019 | 7.67% State Government Securities | SOVEREIGN | 50,00,000 | 5,080.79 | 1.48% | 6.98% |
| IN1920160059 | 7.08% State Government Securities | SOVEREIGN | 42,94,500 | 4,313.07 | 1.25% | 6.94% |
| IN3320160309 | 7.2% State Government Securities | SOVEREIGN | 35,00,000 | 3,521.94 | 1.02% | 6.97% |
| IN3320160317 | 7.62% State Government Securities | SOVEREIGN | 25,00,000 | 2,535.45 | 0.74% | 6.98% |
| IN1320160162 | 7.59% State Government Securities | SOVEREIGN | 25,00,000 | 2,534.71 | 0.74% | 6.96% |
| IN2120160097 | 7.6% State Government Securities | SOVEREIGN | 25,00,000 | 2,534.55 | 0.74% | 6.98% |
| IN3420160043 | 7.63% State Government Securities | SOVEREIGN | 25,00,000 | 2,526.44 | 0.73% | 7.00% |
| IN2220160120 | 7.25% State Government Securities | SOVEREIGN | 25,00,000 | 2,518.97 | 0.73% | 6.93% |
| IN2020200290 | 6.72% State Government Securities | SOVEREIGN | 25,00,000 | 2,493.80 | 0.73% | 6.96% |
| IN1620160292 | 7.64% State Government Securities | SOVEREIGN | 20,00,000 | 2,030.99 | 0.59% | 6.97% |
| IN3120160129 | 7.23% State Government Securities | SOVEREIGN | 20,00,000 | 2,012.91 | 0.59% | 6.94% |
| IN3320160259 | 7.24% State Government Securities | SOVEREIGN | 20,00,000 | 2,011.96 | 0.59% | 6.98% |
| IN3120190191 | 7.05% State Government Securities | SOVEREIGN | 20,00,000 | 2,007.40 | 0.58% | 6.94% |
| IN2920160438 | 7.85% State Government Securities | SOVEREIGN | 15,00,000 | 1,528.28 | 0.44% | 6.99% |
| IN3120161424 | 7.62% State Government Securities | SOVEREIGN | 15,00,000 | 1,523.38 | 0.44% | 6.94% |
| IN3120160194 | 7.61% State Government Securities | SOVEREIGN | 15,00,000 | 1,521.99 | 0.44% | 6.94% |
| IN2120160071 | 7.4% State Government Securities | SOVEREIGN | 15,00,000 | 1,513.50 | 0.44% | 6.96% |
| IN1520160186 | 7.19% State Government Securities | SOVEREIGN | 15,00,000 | 1,510.30 | 0.44% | 6.93% |
| IN2220160096 | 7.22% State Government Securities | SOVEREIGN | 15,00,000 | 1,509.59 | 0.44% | 6.93% |
| IN3420160142 | 7.21% State Government Securities | SOVEREIGN | 15,00,000 | 1,509.28 | 0.44% | 6.99% |
| IN3120160178 | 7.16% State Government Securities | SOVEREIGN | 15,00,000 | 1,509.05 | 0.44% | 6.94% |
| IN1920160075 | 7.15% State Government Securities | SOVEREIGN | 15,00,000 | 1,508.44 | 0.44% | 6.95% |
| IN1320160121 | 7.1% State Government Securities | SOVEREIGN | 15,00,000 | 1,506.41 | 0.44% | 6.96% |
| IN2020160056 | 7.98% State Government Securities | SOVEREIGN | 12,00,000 | 1,217.96 | 0.35% | 6.96% |
| IN3120161309 | 7.74% State Government Securities | SOVEREIGN | 10,00,000 | 1,017.40 | 0.30% | 6.94% |
| IN4520160115 | 7.4% State Government Securities | SOVEREIGN | 10,00,000 | 1,008.99 | 0.29% | 6.96% |
| IN3420160092 | 7.42% State Government Securities | SOVEREIGN | 10,00,000 | 1,008.89 | 0.29% | 6.99% |
| IN1620160243 | 7.28% State Government Securities | SOVEREIGN | 10,00,000 | 1,007.62 | 0.29% | 6.96% |
| IN3420160134 | 7.16% State Government Securities | SOVEREIGN | 10,00,000 | 1,005.14 | 0.29% | 6.99% |
| IN1920160042 | 6.83% State Government Securities | SOVEREIGN | 10,00,000 | 1,000.07 | 0.29% | 6.93% |
| IN2020160155 | 7.8% State Government Securities | SOVEREIGN | 5,00,000 | 509.07 | 0.15% | 6.98% |
| IN2020160148 | 7.77% State Government Securities | SOVEREIGN | 5,00,000 | 508.65 | 0.15% | 6.98% |
| IN2020170014 | 7.64% State Government Securities | SOVEREIGN | 5,00,000 | 507.57 | 0.15% | 7.00% |
| IN1520160020 | 7.96% State Government Securities | SOVEREIGN | 5,00,000 | 506.70 | 0.15% | 6.92% |
| IN1020160033 | 7.85% State Government Securities | SOVEREIGN | 5,00,000 | 506.59 | 0.15% | 6.99% |
| IN3120160087 | 7.62% State Government Securities | SOVEREIGN | 5,00,000 | 505.57 | 0.15% | 6.95% |
| IN2120160014 | 7.62% State Government Securities | SOVEREIGN | 5,00,000 | 505.41 | 0.15% | 6.98% |
| IN1520160160 | 7.24% State Government Securities | SOVEREIGN | 5,00,000 | 503.64 | 0.15% | 6.94% |
| IN2020160098 | 7.15% State Government Securities | SOVEREIGN | 5,00,000 | 502.17 | 0.15% | 6.98% |
| IN1020160066 | 7.63% State Government Securities | SOVEREIGN | 4,19,400 | 423.89 | 0.12% | 6.99% |
| IN1620160276 | 7.8% State Government Securities | SOVEREIGN | 20,000 | 20.36 | 0.01% | 6.97% |
| | **Non Convertible Debentures** | | | | | |
| INE020B08ED9 | 7.56% REC Limited** | CRISIL AAA | 20,000 | 19,969.80 | 5.81% | 7.63% |
| INE053F07983 | 7.83% Indian Railway Finance Corporation Limited** | CRISIL AAA | 1,885 | 19,018.76 | 5.53% | 7.36% |
| INE134E08MC7 | 7.77% Power Finance Corporation Limited | CRISIL AAA | 11,500 | 11,526.21 | 3.35% | 7.62% |
| INE020B08AA3 | 7.52% REC Limited** | CRISIL AAA | 1,002 | 10,007.14 | 2.91% | 7.59% |
| INE261F08DX0 | 7.58% National Bank For Agriculture and Rural Development | CRISIL AAA | 9,000 | 8,987.60 | 2.61% | 7.63% |
| INE134E08IT9 | 7.6% Power Finance Corporation Limited** | CRISIL AAA | 850 | 8,533.87 | 2.48% | 7.52% |
| INE752E07OC4 | 7.36% Power Grid Corporation of India Limited** | CRISIL AAA | 800 | 7,999.82 | 2.33% | 7.33% |
| INE053F08304 | 7.23% Indian Railway Finance Corporation Limited | CRISIL AAA | 7,500 | 7,468.50 | 2.17% | 7.51% |
| INE053F08312 | 7.41% Indian Railway Finance Corporation Limited | CRISIL AAA | 6,500 | 6,490.76 | 1.89% | 7.51% |
| INE514E08FG5 | 7.62% Export Import Bank of India** | CRISIL AAA | 645 | 6,463.05 | 1.88% | 7.43% |
| INE206D08Z20 | 8.4% Nuclear Power Corporation Of India Limited** | CRISIL AAA | 590 | 6,003.57 | 1.75% | 7.48% |
| INE206D08Z79 | 8.14% Nuclear Power Corporation Of India Limited** | CRISIL AAA | 550 | 5,600.14 | 1.63% | 7.33% |
| INE053F08338 | 7.68% Indian Railway Finance Corporation Limited** | CRISIL AAA | 5,000 | 5,012.10 | 1.46% | 7.51% |
| INE134E08MZ8 | 7.55% Power Finance Corporation Limited** | CRISIL AAA | 5,000 | 5,003.94 | 1.46% | 7.51% |
| INE134E08IO0 | 7.23% Power Finance Corporation Limited** | CRISIL AAA | 500 | 4,974.90 | 1.45% | 7.52% |
| INE733E07KA6 | 8.05% NTPC Limited** | CRISIL AAA | 490 | 4,929.19 | 1.43% | 7.49% |
| INE134E08IE1 | 8.03% Power Finance Corporation Limited** | CRISIL AAA | 450 | 4,517.66 | 1.31% | 7.64% |
| INE134E08LP1 | 7.13% Power Finance Corporation Limited** | CRISIL AAA | 400 | 3,972.38 | 1.16% | 7.62% |
| INE848E07AU1 | 7.38% NHPC Limited** | ICRA AAA | 1,650 | 3,304.54 | 0.96% | 7.29% |
| INE752E07OE0 | 7.89% Power Grid Corporation of India Limited** | CRISIL AAA | 300 | 3,030.01 | 0.88% | 7.35% |
| INE134E08IX1 | 7.75% Power Finance Corporation Limited** | CRISIL AAA | 300 | 3,020.93 | 0.88% | 7.52% |
| INE733E07KC2 | 8.1% NTPC Limited** | CRISIL AAA | 300 | 3,020.33 | 0.88% | 7.49% |
| INE514E08FB6 | 8.02% Export Import Bank of India** | CRISIL AAA | 300 | 3,017.59 | 0.88% | 7.45% |
| INE752E07NS2 | 8.13% Power Grid Corporation of India Limited** | CRISIL AAA | 250 | 2,520.32 | 0.73% | 7.37% |
| INE020B08AH8 | 7.95% REC Limited** | CRISIL AAA | 250 | 2,520.30 | 0.73% | 7.51% |
| INE020B08EX7 | 7.64% REC Limited** | ICRA AAA | 2,500 | 2,506.21 | 0.73% | 7.49% |
| INE733E07KE8 | 7.58% NTPC Limited** | CRISIL AAA | 250 | 2,502.33 | 0.73% | 7.47% |
| INE848E07AP1 | 7.5% NHPC Limited** | ICRA AAA | 1,250 | 2,499.68 | 0.73% | 7.47% |
| INE134E08MT1 | 7.64% Power Finance Corporation Limited** | CRISIL AAA | 2,500 | 2,498.99 | 0.73% | 7.62% |
| INE752E07MA2 | 8.93% Power Grid Corporation of India Limited** | CRISIL AAA | 200 | 2,048.70 | 0.60% | 7.33% |
| INE556F08KK5 | 7.79% Small Industries Dev Bank of India | CRISIL AAA | 2,000 | 2,010.69 | 0.58% | 7.52% |
| INE514E08FZ5 | 7.32% Export Import Bank of India** | CRISIL AAA | 200 | 1,995.46 | 0.58% | 7.45% |
| INE053F09EL2 | 8.75% Indian Railway Finance Corporation Limited** | CRISIL AAA | 154 | 1,575.45 | 0.46% | 7.51% |
| INE752E07MS4 | 8.4% Power Grid Corporation of India Limited** | CRISIL AAA | 150 | 1,517.79 | 0.44% | 7.37% |
| INE848E07AB1 | 7.52% NHPC Limited** | CARE AAA | 150 | 1,499.26 | 0.44% | 7.51% |
| INE020B08AC9 | 7.54% REC Limited** | CRISIL AAA | 150 | 1,498.52 | 0.44% | 7.59% |
| INE752E07JM3 | 9.25% Power Grid Corporation of India Limited** | CRISIL AAA | 80 | 1,032.67 | 0.30% | 7.33% |
| INE848E07AL0 | 7.35% NHPC Limited** | ICRA AAA | 100 | 997.31 | 0.29% | 7.49% |
| INE134E08LS5 | 7.15% Power Finance Corporation Limited** | CRISIL AAA | 100 | 992.53 | 0.29% | 7.62% |
| INE752E07KL3 | 8.85% Power Grid Corporation of India Limited** | CRISIL AAA | 60 | 767.29 | 0.22% | 7.33% |
| INE752E07JN1 | 9.25% Power Grid Corporation of India Limited** | ICRA AAA | 50 | 517.78 | 0.15% | 7.35% |
| INE848E07385 | 8.85% NHPC Limited** | ICRA AAA | 500 | 514.18 | 0.15% | 7.29% |
| INE752E07IW4 | 9.35% Power Grid Corporation of India Limited** | CRISIL AAA | 50 | 513.97 | 0.15% | 7.35% |
| INE752E07JZ5 | 9.3% Power Grid Corporation of India Limited** | CRISIL AAA | 40 | 512.05 | 0.15% | 7.37% |
| INE206D08360 | 8.13% Nuclear Power Corporation Of India Limited** | CRISIL AAA | 50 | 509.02 | 0.15% | 7.33% |
| INE752E07NT0 | 8.13% Power Grid Corporation of India Limited** | CRISIL AAA | 50 | 507.64 | 0.15% | 7.34% |
| INE752E07KX8 | 7.93% Power Grid Corporation of India Limited** | CRISIL AAA | 50 | 503.06 | 0.15% | 7.37% |
| INE514E08FJ9 | 7.25% Export Import Bank of India** | CRISIL AAA | 50 | 498.93 | 0.15% | 7.37% |
| INE752E08668 | 6.05% Power Grid Corporation of India Limited** | CRISIL AAA | 50 | 487.45 | 0.14% | 7.35% |
| INE556F08KC2 | 7.23% Small Industries Dev Bank of India** | ICRA AAA | 30 | 298.41 | 0.09% | 7.75% |
| | **Subtotal** | | | **3,32,111.70** | **96.63%** | |
| | **(b) Privately placed / Unlisted** | | | **NIL** | **NIL** | **NIL** |
| | **Subtotal** | | | **NIL** | **NIL** | **NIL** |
| | **(c) Securitised Debt** | | | | | |
| | **Subtotal** | | | **NIL** | **NIL** | |
| | **Total** | | | **3,32,111.70** | **96.63%** | |
| | **Money Market Instruments** | | | | | |
| | **Treasury Bill** | | | | | |
| IN002024Z347 | 364 Days Tbill | | 4,00,000 | 379.07 | 0.11% | 6.59% |
| | **Triparty Repo/ Reverse Repo Instrument** | | | | | |
| | Triparty Repo | | | 765.27 | 0.22% | |
| | **Total** | | | **1,144.34** | **0.33%** | |
| | **OTHERS** | | | | | |
| | Cash Margin - CCIL | | | 8.14 | $0.00% | |
| | **Total** | | | **8.14** | **0.00%** | |
| | **Net Current Assets** | | | **10,613.25** | **3.04%** | |
| | **GRAND TOTAL** | | | **3,43,877.43** | **100.00%** | |

**** Non Traded Securities/Illiquid Securities**
**$ Less Than 0.01% of NAV**

**SCHEME RISK-O-METER**

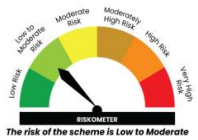


***The risk of the scheme is Low to Moderate***

**BENCHMARK NAME - NIFTY AAA CPSE BOND PLUS SDL APR 2027 60:40 INDEX**
**BENCHMARK RISK-O-METER**

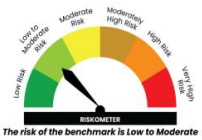


***The risk of the benchmark is Low to Moderate***

Data Classification: Public

**Nippon India Nifty Alpha Low Volatility 30 Index Fund (An open-ended scheme replicating/ tracking Nifty Alpha Low Volatility 30 Index)**

Index

**Monthly Portfolio Statement as on January 31,2025**

| ISIN | Name of the Instrument | Industry / Rating | Quantity | Market/Fair Value ( Rs. in Lacs) | % to NAV | YIELD |
|---|---|---|---|---|---|---|
| | **Equity & Equity related** | | | | | |
| | **(a) Listed / awaiting listing on Stock Exchanges** | | | | | |
| INE044A01036 | Sun Pharmaceutical Industries Limited | Pharmaceuticals & Biotechnology | 3,48,947 | 6,085.46 | 4.93% | |
| INE397D01024 | Bharti Airtel Limited | Telecom - Services | 3,40,375 | 5,535.52 | 4.48% | |
| INE361B01024 | Divi's Laboratories Limited | Pharmaceuticals & Biotechnology | 88,516 | 4,937.16 | 4.00% | |
| INE090A01021 | ICICI Bank Limited | Banks | 3,93,445 | 4,929.08 | 3.99% | |
| INE318A01026 | Pidilite Industries Limited | Chemicals & Petrochemicals | 1,60,990 | 4,623.15 | 3.74% | |
| INE467B01029 | Tata Consultancy Services Limited | IT - Software | 1,12,246 | 4,616.00 | 3.74% | |
| INE154A01025 | ITC Limited | Diversified FMCG | 10,21,381 | 4,570.68 | 3.70% | |
| INE326A01037 | Lupin Limited | Pharmaceuticals & Biotechnology | 2,18,282 | 4,541.25 | 3.68% | |
| INE854D01024 | United Spirits Limited | Beverages | 3,09,609 | 4,408.83 | 3.57% | |
| INE216A01030 | Britannia Industries Limited | Food Products | 85,129 | 4,366.82 | 3.54% | |
| INE437A01024 | Apollo Hospitals Enterprise Limited | Healthcare Services | 61,657 | 4,199.15 | 3.40% | |
| INE259A01022 | Colgate Palmolive (India) Limited | Personal Products | 1,48,300 | 4,184.36 | 3.39% | |
| INE860A01027 | HCL Technologies Limited | IT - Software | 2,42,127 | 4,177.78 | 3.38% | |
| INE765G01017 | ICICI Lombard General Insurance Company Limited | Insurance | 2,22,365 | 4,132.65 | 3.35% | |
| INE089A01031 | Dr. Reddy's Laboratories Limited | Pharmaceuticals & Biotechnology | 3,36,484 | 4,096.19 | 3.32% | |
| INE009A01021 | Infosys Limited | IT - Software | 2,17,112 | 4,081.27 | 3.30% | |
| INE047A01021 | Grasim Industries Limited | Cement & Cement Products | 1,62,312 | 4,072.16 | 3.30% | |
| INE685A01028 | Torrent Pharmaceuticals Limited | Pharmaceuticals & Biotechnology | 1,22,588 | 4,007.52 | 3.24% | |
| INE003A01024 | Siemens Limited | Electrical Equipment | 65,638 | 3,986.43 | 3.23% | |
| INE669C01036 | Tech Mahindra Limited | IT - Software | 2,33,145 | 3,903.90 | 3.16% | |
| INE481G01011 | UltraTech Cement Limited | Cement & Cement Products | 33,644 | 3,864.84 | 3.13% | |
| INE176B01034 | Havells India Limited | Consumer Durables | 2,43,075 | 3,807.04 | 3.08% | |
| INE917I01010 | Bajaj Auto Limited | Automobiles | 42,174 | 3,731.47 | 3.02% | |
| INE663F01024 | Info Edge (India) Limited | Retailing | 47,048 | 3,633.85 | 2.94% | |
| INE494B01023 | TVS Motor Company Limited | Automobiles | 1,41,640 | 3,481.37 | 2.82% | |
| INE323A01026 | Bosch Limited | Auto Components | 11,309 | 3,248.98 | 2.63% | |
| INE010B01027 | Zydus Lifesciences Limited | Pharmaceuticals & Biotechnology | 3,26,295 | 3,165.88 | 2.56% | |
| INE298A01020 | Cummins India Limited | Industrial Products | 1,07,764 | 3,140.30 | 2.54% | |
| INE883A01011 | MRF Limited | Auto Components | 2,642 | 3,002.17 | 2.43% | |
| INE062A01020 | State Bank of India | Banks | 3,70,027 | 2,859.94 | 2.32% | |
| INE379A01028 | ITC Hotels Limited | Leisure Services | 1,02,138 | 166.43 | 0.13% | |
| | **Subtotal** | | | **1,23,557.63** | **100.04%** | |
| | **(b) UNLISTED** | | | **NIL** | **NIL** | **NIL** |
| | **Subtotal** | | | **NIL** | **NIL** | **NIL** |
| | **Total** | | | **1,23,557.63** | **100.04%** | |
| | **Money Market Instruments** | | | | | |
| | **Triparty Repo/ Reverse Repo Instrument** | | | | | |
| | Triparty Repo | | | 431.85 | 0.35% | |
| | **Total** | | | **431.85** | **0.35%** | |
| | **OTHERS** | | | | | |
| | Cash Margin - CCIL | | | 2.42 | $0.00% | |
| | **Total** | | | **2.42** | **0.00%** | |
| | **Net Current Assets** | | | **(462.85)** | **-0.39%** | |
| | **GRAND TOTAL** | | | **1,23,529.05** | **100.00%** | |

**$ Less Than 0.01% of NAV**

**SCHEME RISK-O-METER**

**BENCHMARK NAME - NIFTY ALPHA LOW VOLATILITY 30 TR**
**BENCHMARK RISK-O-METER**

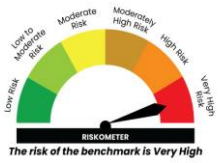

Data Classification: Public

**Nippon India Fixed Horizon Fund - XLIV - Series 1(A Close Ended Scheme. Relatively High interest rate risk and moderate Credit Risk)**

Index

**Monthly Portfolio Statement as on January 31,2025**

| ISIN | Name of the Instrument | Industry / Rating | Quantity | Market/Fair Value ( Rs. in Lacs) | % to NAV | YIELD |
|---|---|---|---|---|---|---|
| | **Debt Instruments** | | | | | |
| | **(a) Listed / awaiting listing on Stock Exchange** | | | | | |
| | **Government Securities** | | | | | |
| IN1520170045 | 7.52% State Government Securities | SOVEREIGN | 45,00,000 | 4,563.88 | 62.72% | 6.96% |
| IN000627C058 | 6.80% GOI (MD15/12/2060)-Strips (C)-(MD15/06/2027) | SOVEREIGN | 10,07,800 | 861.42 | 11.84% | 6.84% |
| IN000627C041 | GOI STRIPS (MD 12/06/2027) | SOVEREIGN | 9,55,000 | 816.74 | 11.22% | 6.84% |
| IN000327C048 | GOI STRIPS (MD 19/03/2027) | SOVEREIGN | 2,31,900 | 201.42 | 2.77% | 6.83% |
| IN000627C090 | GOI Strips (MD 19/06/2027) | SOVEREIGN | 2,18,000 | 186.20 | 2.56% | 6.84% |
| IN2020160148 | 7.77% State Government Securities | SOVEREIGN | 1,59,000 | 161.75 | 2.22% | 6.98% |
| IN000627C033 | 7.63% GOI (MD17/06/2059)-Strips (C)-(MD17/06/2027) | SOVEREIGN | 1,53,300 | 130.98 | 1.80% | 6.84% |
| IN1620160284 | 7.89% State Government Securities | SOVEREIGN | 1,25,300 | 127.82 | 1.76% | 6.97% |
| IN000627C074 | GOI STRIPS (MD16/06/2027) | SOVEREIGN | 1,31,500 | 112.38 | 1.54% | 6.84% |
| IN1620220096 | 7.69% State Government Securities | SOVEREIGN | 2,900 | 2.95 | 0.04% | 6.97% |
| | **Subtotal** | | | **7,165.54** | **98.47%** | |
| | **(b) Privately placed / Unlisted** | | | **NIL** | **NIL** | **NIL** |
| | **Subtotal** | | | **NIL** | **NIL** | **NIL** |
| | **(c) Securitised Debt** | | | | | |
| | **Subtotal** | | | **NIL** | **NIL** | |
| | **Total** | | | **7,165.54** | **98.47%** | |
| | **Money Market Instruments** | | | | | |
| | **Triparty Repo/ Reverse Repo Instrument** | | | | | |
| | Triparty Repo | | | 41.90 | 0.58% | |
| | **Total** | | | **41.90** | **0.58%** | |
| | **OTHERS** | | | | | |
| | Cash Margin - CCIL | | | 0.25 | $0.00% | |
| | **Total** | | | **0.25** | **0.00%** | |
| | **Net Current Assets** | | | **68.88** | **0.95%** | |
| | **GRAND TOTAL** | | | **7,276.57** | **100.00%** | |

**$ Less Than 0.01% of NAV**

**SCHEME RISK-O-METER**

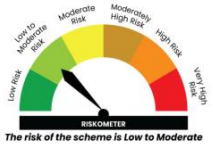


*The risk of the scheme is Low to Moderate*

**BENCHMARK NAME - NIFTY MEDIUM TO LONG DURATION DEBT INDEX A-III**
**BENCHMARK RISK-O-METER**

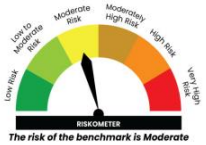


*The risk of the benchmark is Moderate*

Data Classification: Public

**Nippon India Nifty AAA PSU Bond Plus SDL - Sep 2026 Maturity 50:50 Index Fund (An open-ended Target Maturity Index Fund investing in constituents of Nifty AAA PSU Bond Plus SDL Sep 2026 50:50 Index. A relatively High interest rate risk and Relatively Low Credit Risk)**

Index

**Monthly Portfolio Statement as on January 31,2025**

| ISIN | Name of the Instrument | Industry / Rating | Quantity | Market/Fair Value ( Rs. in Lacs) | % to NAV | YIELD |
|---|---|---|---|---|---|---|
| | **Debt Instruments** | | | | | |
| | **(a) Listed / awaiting listing on Stock Exchange** | | | | | |
| | **Government Securities** | | | | | |
| IN2020160056 | 7.98% State Government Securities | SOVEREIGN | 33,00,000 | 3,349.38 | 7.51% | 6.96% |
| IN2220210214 | 6.24% State Government Securities | SOVEREIGN | 20,00,000 | 1,983.69 | 4.45% | 6.93% |
| IN2220160039 | 7.84% State Government Securities | SOVEREIGN | 16,00,000 | 1,621.88 | 3.64% | 6.95% |
| IN1520160087 | 7.6% State Government Securities | SOVEREIGN | 15,00,000 | 1,516.26 | 3.40% | 6.95% |
| IN2120160014 | 7.62% State Government Securities | SOVEREIGN | 15,00,000 | 1,516.22 | 3.40% | 6.98% |
| IN2220160054 | 7.58% State Government Securities | SOVEREIGN | 13,00,000 | 1,314.16 | 2.95% | 6.95% |
| IN1320150056 | 8.6% State Government Securities | SOVEREIGN | 10,00,000 | 1,018.37 | 2.28% | 6.95% |
| IN3120160053 | 8.07% State Government Securities | SOVEREIGN | 10,00,000 | 1,016.13 | 2.28% | 6.93% |
| IN2020160049 | 8.07% State Government Securities | SOVEREIGN | 10,00,000 | 1,015.70 | 2.28% | 6.96% |
| IN1520160061 | 7.83% State Government Securities | SOVEREIGN | 10,00,000 | 1,013.44 | 2.27% | 6.95% |
| IN3120160087 | 7.62% State Government Securities | SOVEREIGN | 10,00,000 | 1,011.14 | 2.27% | 6.95% |
| IN3320160200 | 7.63% State Government Securities | SOVEREIGN | 10,00,000 | 1,010.72 | 2.27% | 6.99% |
| IN2020160072 | 7.61% State Government Securities | SOVEREIGN | 7,00,000 | 707.24 | 1.59% | 7.00% |
| IN1520190084 | 7.04% State Government Securities | SOVEREIGN | 7,00,000 | 702.16 | 1.57% | 6.94% |
| IN2220160013 | 8.08% State Government Securities | SOVEREIGN | 5,00,000 | 508.12 | 1.14% | 6.93% |
| IN1020160025 | 8.09% State Government Securities | SOVEREIGN | 5,00,000 | 508.07 | 1.14% | 6.94% |
| IN2920160032 | 8.07% State Government Securities | SOVEREIGN | 5,00,000 | 507.89 | 1.14% | 6.95% |
| IN4520160065 | 7.85% State Government Securities | SOVEREIGN | 5,00,000 | 506.71 | 1.14% | 6.98% |
| IN1020200136 | 6.39% State Government Securities | SOVEREIGN | 5,00,000 | 497.38 | 1.12% | 6.92% |
| IN1520160079 | 7.69% State Government Securities | SOVEREIGN | 3,23,100 | 326.94 | 0.73% | 6.95% |
| | **Non Convertible Debentures** | | | | | |
| INE053F08239 | 7.4% Indian Railway Finance Corporation Limited** | CRISIL AAA | 4,500 | 4,492.67 | 10.07% | 7.55% |
| INE556F08KC2 | 7.23% Small Industries Dev Bank of India** | ICRA AAA | 300 | 2,984.08 | 6.69% | 7.75% |
| INE733E07KE8 | 7.58% NTPC Limited** | CRISIL AAA | 250 | 2,502.33 | 5.61% | 7.47% |
| INE514E08GA6 | 7.1% Export Import Bank of India** | CRISIL AAA | 200 | 1,991.76 | 4.47% | 7.49% |
| INE134E08LP1 | 7.13% Power Finance Corporation Limited** | CRISIL AAA | 200 | 1,986.19 | 4.45% | 7.62% |
| INE514E08FB6 | 8.02% Export Import Bank of India** | CRISIL AAA | 150 | 1,508.79 | 3.38% | 7.45% |
| INE134E08MC7 | 7.77% Power Finance Corporation Limited | CRISIL AAA | 1,500 | 1,503.42 | 3.37% | 7.62% |
| INE752E07MS4 | 8.4% Power Grid Corporation of India Limited** | CRISIL AAA | 100 | 1,011.86 | 2.27% | 7.37% |
| INE752E07IL7 | 9.64% Power Grid Corporation of India Limited** | CRISIL AAA | 53 | 680.38 | 1.53% | 7.37% |
| INE752E07W4 | 9.35% Power Grid Corporation of India Limited** | CRISIL AAA | 50 | 513.97 | 1.15% | 7.35% |
| INE752E07NS2 | 8.13% Power Grid Corporation of India Limited** | CRISIL AAA | 50 | 504.06 | 1.13% | 7.37% |
| INE514E08FG5 | 7.62% Export Import Bank of India** | CRISIL AAA | 50 | 501.01 | 1.12% | 7.43% |
| INE134E08LK2 | 6.09% Power Finance Corporation Limited** | CRISIL AAA | 50 | 488.81 | 1.10% | 7.62% |
| INE752E07JZ5 | 9.3% Power Grid Corporation of India Limited** | CRISIL AAA | 24 | 307.23 | 0.69% | 7.37% |
| INE752E07KX8 | 7.93% Power Grid Corporation of India Limited** | CRISIL AAA | 2 | 20.12 | 0.05% | 7.37% |
| | **Subtotal** | | | **42,648.28** | **95.65%** | |
| | **(b) Privately placed / Unlisted** | | | **NIL** | **NIL** | **NIL** |
| | **Subtotal** | | | **NIL** | **NIL** | **NIL** |
| | **(c) Securitised Debt** | | | | | |
| | **Subtotal** | | | **NIL** | **NIL** | |
| | **Total** | | | **42,648.28** | **95.65%** | |
| | **Money Market Instruments** | | | | | |
| | **Treasury Bill** | | | | | |
| IN002024Z347 | 364 Days Tbill | | 1,00,000 | 94.77 | 0.21% | 6.59% |
| | **Triparty Repo/ Reverse Repo Instrument** | | | | | |
| | Triparty Repo | | | 101.60 | 0.23% | |
| | **Total** | | | **196.37** | **0.44%** | |
| | **OTHERS** | | | | | |
| | Cash Margin - CCIL | | | 2.61 | 0.01% | |
| | **Total** | | | **2.61** | **0.01%** | |
| | **Net Current Assets** | | | **1,757.51** | **3.90%** | |
| | **GRAND TOTAL** | | | **44,604.77** | **100.00%** | |

**** Non Traded Securities/Illiquid Securities**

**SCHEME RISK-O-METER**

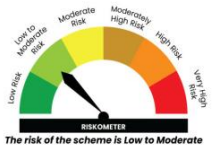


***The risk of the scheme is Low to Moderate***

**BENCHMARK NAME - NIFTY AAA PSU BOND PLUS SDL SEP 2026 50:50 INDEX**
**BENCHMARK RISK-O-METER**

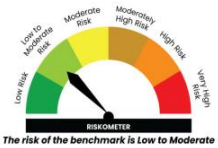


***The risk of the benchmark is Low to Moderate***

Data Classification: Public

**Nippon India Nifty SDL Plus G-Sec - Jun 2028 Maturity 70:30 Index Fund(An open-ended Target Maturity Index Fund investing in constituents of Nifty SDL Plus G-Sec Jun 2028 70:30 Index. A Relatively High interest rate risk and Relatively Low Credit Risk)**

Index

**Monthly Portfolio Statement as on January 31,2025**

| ISIN | Name of the Instrument | Industry / Rating | Quantity | Market/Fair Value ( Rs. in Lacs) | % to NAV | YIELD |
|---|---|---|---|---|---|---|
| | **Debt Instruments** | | | | | |
| | **(a) Listed / awaiting listing on Stock Exchange** | | | | | |
| | **Government Securities** | | | | | |
| IN0020170174 | 7.17% Government of India | SOVEREIGN | 69,00,000 | 6,999.39 | 17.18% | 6.73% |
| IN1020170131 | 7.77% State Government Securities | SOVEREIGN | 35,00,000 | 3,577.58 | 8.78% | 7.04% |
| IN4520200093 | 6.99% State Government Securities | SOVEREIGN | 35,30,000 | 3,536.47 | 8.68% | 7.04% |
| IN2920170189 | 8.44% State Government Securities | SOVEREIGN | 30,00,000 | 3,121.73 | 7.66% | 7.08% |
| IN0020140011 | 8.6% Government of India | SOVEREIGN | 21,80,000 | 2,305.47 | 5.66% | 6.75% |
| IN3120180010 | 8.05% State Government Securities | SOVEREIGN | 19,50,000 | 2,012.00 | 4.94% | 7.04% |
| IN3120170128 | 8.28% State Government Securities | SOVEREIGN | 19,00,000 | 1,970.23 | 4.84% | 7.03% |
| IN0020070036 | 8.26% Government of India | SOVEREIGN | 15,67,000 | 1,624.96 | 3.99% | 6.74% |
| IN3320170126 | 7.59% State Government Securities | SOVEREIGN | 15,00,000 | 1,524.87 | 3.74% | 7.03% |
| IN2920180030 | 8.16% State Government Securities | SOVEREIGN | 12,20,000 | 1,262.03 | 3.10% | 7.08% |
| IN1920170116 | 7.76% State Government Securities | SOVEREIGN | 12,00,000 | 1,226.57 | 3.01% | 7.01% |
| IN1020220696 | 7.7% State Government Securities | SOVEREIGN | 10,00,000 | 1,021.19 | 2.51% | 7.04% |
| IN1520170128 | 7.64% State Government Securities | SOVEREIGN | 10,00,000 | 1,018.65 | 2.50% | 7.00% |
| IN1320200141 | 6.89% State Government Securities | SOVEREIGN | 10,00,000 | 999.53 | 2.45% | 7.03% |
| IN3420210046 | 6.79% State Government Securities | SOVEREIGN | 10,00,000 | 995.53 | 2.44% | 7.06% |
| IN0020070069 | 8.28% Government of India | SOVEREIGN | 7,25,000 | 753.39 | 1.85% | 6.74% |
| IN2920170205 | 8.13% State Government Securities | SOVEREIGN | 6,60,000 | 681.48 | 1.67% | 7.08% |
| IN1520170185 | 8.05% State Government Securities | SOVEREIGN | 6,55,400 | 675.53 | 1.66% | 7.02% |
| IN3320180026 | 8.39% State Government Securities | SOVEREIGN | 6,00,000 | 624.95 | 1.53% | 7.07% |
| IN2020180013 | 8% State Government Securities | SOVEREIGN | 5,00,000 | 514.89 | 1.26% | 7.06% |
| IN3120170094 | 7.65% State Government Securities | SOVEREIGN | 5,00,000 | 509.83 | 1.25% | 6.99% |
| IN2020200266 | 7.02% State Government Securities | SOVEREIGN | 5,00,000 | 501.30 | 1.23% | 7.04% |
| IN3120180036 | 8.15% State Government Securities | SOVEREIGN | 3,92,000 | 405.68 | 1.00% | 7.05% |
| IN1520170243 | 8.26% State Government Securities | SOVEREIGN | 3,65,700 | 379.32 | 0.93% | 7.03% |
| IN2020170147 | 8.13% State Government Securities | SOVEREIGN | 2,80,400 | 289.58 | 0.71% | 7.07% |
| IN2020170113 | 8.2% State Government Securities | SOVEREIGN | 2,50,000 | 258.39 | 0.63% | 7.07% |
| IN1620170119 | 8.2% State Government Securities | SOVEREIGN | 2,50,000 | 258.38 | 0.63% | 7.06% |
| IN2920180014 | 7.98% State Government Securities | SOVEREIGN | 2,09,300 | 215.36 | 0.53% | 7.07% |
| IN3120170151 | 8.28% State Government Securities | SOVEREIGN | 1,75,000 | 181.58 | 0.45% | 7.03% |
| IN2920170197 | 8.28% State Government Securities | SOVEREIGN | 1,35,000 | 139.91 | 0.34% | 7.08% |
| | **Subtotal** | | | **39,585.77** | **97.15%** | |
| | **(b) Privately placed / Unlisted** | | | **NIL** | **NIL** | **NIL** |
| | **Subtotal** | | | **NIL** | **NIL** | **NIL** |
| | **(c) Securitised Debt** | | | | | |
| | **Subtotal** | | | **NIL** | **NIL** | |
| | **Total** | | | **39,585.77** | **97.15%** | |
| | **Money Market Instruments** | | | | | |
| | **Triparty Repo/ Reverse Repo Instrument** | | | | | |
| | Triparty Repo | | | 478.02 | 1.17% | |
| | **Total** | | | **478.02** | **1.17%** | |
| | **OTHERS** | | | | | |
| | Cash Margin - CCIL | | | 0.39 | $0.00% | |
| | **Total** | | | **0.39** | **0.00%** | |
| | **Net Current Assets** | | | **671.55** | **1.68%** | |
| | **GRAND TOTAL** | | | **40,735.73** | **100.00%** | |

**$ Less Than 0.01% of NAV**

**SCHEME RISK-O-METER**

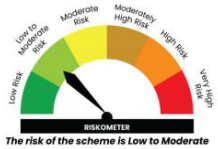


***The risk of the scheme is Low to Moderate***

**BENCHMARK NAME - NIFTY SDL PLUS G-SEC JUN 2028 70:30 INDEX**
**BENCHMARK RISK-O-METER**

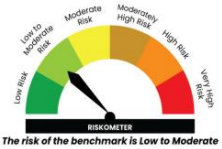


***The risk of the benchmark is Low to Moderate***

Data Classification: Public

**Nippon India Nifty G-Sec Sep 2027 Maturity Index Fund(An open-ended Target Maturity Index Fund investing in constituents of Nifty G-Sec Sep 2027 Index. A Relatively High interest rate risk and Relatively Low Credit Risk)**

Index

**Monthly Portfolio Statement as on January 31,2025**

| ISIN | Name of the Instrument | Industry / Rating | Quantity | Market/Fair Value ( Rs. in Lacs) | % to NAV | YIELD |
|---|---|---|---|---|---|---|
| | **Debt Instruments** | | | | | |
| | **(a) Listed / awaiting listing on Stock Exchange** | | | | | |
| | **Government Securities** | | | | | |
| IN0020220037 | 7.38% Government of India | SOVEREIGN | 3,38,22,700 | 34,390.96 | 85.70% | 6.71% |
| IN0020070069 | 8.28% Government of India | SOVEREIGN | 35,00,000 | 3,637.03 | 9.06% | 6.74% |
| IN0020170026 | 6.79% Government of India | SOVEREIGN | 16,50,000 | 1,656.69 | 4.13% | 6.70% |
| | **Subtotal** | | | **39,684.68** | **98.89%** | |
| | **(b) Privately placed / Unlisted** | | | **NIL** | **NIL** | **NIL** |
| | **Subtotal** | | | **NIL** | **NIL** | **NIL** |
| | **(c) Securitised Debt** | | | | | |
| | **Subtotal** | | | **NIL** | **NIL** | |
| | **Total** | | | **39,684.68** | **98.89%** | |
| | **Money Market Instruments** | | | | | |
| | **Triparty Repo/ Reverse Repo Instrument** | | | | | |
| | Triparty Repo | | | 46.41 | 0.12% | |
| | **Total** | | | **46.41** | **0.12%** | |
| | **OTHERS** | | | | | |
| | Cash Margin - CCIL | | | 0.95 | $0.00% | |
| | **Total** | | | **0.95** | **0.00%** | |
| | **Net Current Assets** | | | **396.76** | **0.99%** | |
| | **GRAND TOTAL** | | | **40,128.80** | **100.00%** | |

**$ Less Than 0.01% of NAV**

**SCHEME RISK-O-METER**

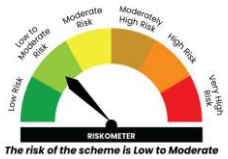


*The risk of the scheme is Low to Moderate*

**BENCHMARK NAME - NIFTY G-SEC SEP 2027 INDEX**
**BENCHMARK RISK-O-METER**

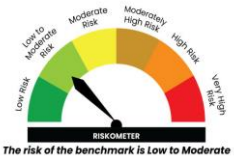


*The risk of the benchmark is Low to Moderate*

Data Classification: Public

**Nippon India Nifty G-Sec Jun 2036 Maturity Index Fund(An open-ended Target Maturity Index Fund investing in constituents of Nifty G-Sec Jun 2036 Index. A Relatively High interest rate risk and Relatively Low Credit Risk)**

Index

**Monthly Portfolio Statement as on January 31,2025**

| ISIN | Name of the Instrument | Industry / Rating | Quantity | Market/Fair Value ( Rs. in Lacs) | % to NAV | YIELD |
|---|---|---|---|---|---|---|
| | **Debt Instruments** | | | | | |
| | **(a) Listed / awaiting listing on Stock Exchange** | | | | | |
| | **Government Securities** | | | | | |
| IN0020220029 | 7.54% Government of India | SOVEREIGN | 5,99,76,400 | 63,338.20 | 85.17% | 6.94% |
| IN0020210152 | 6.67% Government of India | SOVEREIGN | 97,00,000 | 9,603.02 | 12.91% | 6.92% |
| IN0020050012 | 7.4% Government of India | SOVEREIGN | 1,88,000 | 196.66 | 0.26% | 6.90% |
| | **Subtotal** | | | **73,137.88** | **98.34%** | |
| | **(b) Privately placed / Unlisted** | | | **NIL** | **NIL** | **NIL** |
| | **Subtotal** | | | **NIL** | **NIL** | **NIL** |
| | **(c) Securitised Debt** | | | | | |
| | **Subtotal** | | | **NIL** | **NIL** | |
| | **Total** | | | **73,137.88** | **98.34%** | |
| | **Money Market Instruments** | | | | | |
| | **Triparty Repo/ Reverse Repo Instrument** | | | | | |
| | Triparty Repo | | | 308.77 | 0.42% | |
| | **Total** | | | **308.77** | **0.42%** | |
| | **OTHERS** | | | | | |
| | Cash Margin - CCIL | | | 3.25 | $0.00% | |
| | **Total** | | | **3.25** | **0.00%** | |
| | **Net Current Assets** | | | **917.59** | **1.24%** | |
| | **GRAND TOTAL** | | | **74,367.49** | **100.00%** | |

**$ Less Than 0.01% of NAV**

**SCHEME RISK-O-METER**

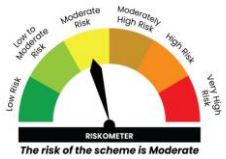


**BENCHMARK NAME - NIFTY G-SEC JUN 2036 INDEX**
**BENCHMARK RISK-O-METER**

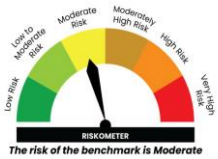

Data Classification: Public

**Nippon India Fixed Horizon Fund - XLIV - Series 4(A Close Ended Scheme. Relatively High interest rate risk and moderate Credit Risk)**

Index

**Monthly Portfolio Statement as on January 31,2025**

| ISIN | Name of the Instrument | Industry / Rating | Quantity | Market/Fair Value ( Rs. in Lacs) | % to NAV | YIELD |
|---|---|---|---|---|---|---|
| | **Debt Instruments** | | | | | |
| | **(a) Listed / awaiting listing on Stock Exchange** | | | | | |
| | **Government Securities** | | | | | |
| IN000426P016 | 5.63% GOI Strips (MD 12/04/2026) | SOVEREIGN | 55,00,000 | 5,084.08 | 97.43% | 6.79% |
| IN000426C030 | GOI Strips (MD 12/04/2026 ) | SOVEREIGN | 1,41,000 | 130.34 | 2.50% | 6.79% |
| | **Subtotal** | | | **5,214.42** | **99.93%** | |
| | **(b) Privately placed / Unlisted** | | | **NIL** | **NIL** | **NIL** |
| | **Subtotal** | | | **NIL** | **NIL** | **NIL** |
| | **(c) Securitised Debt** | | | | | |
| | **Subtotal** | | | **NIL** | **NIL** | |
| | **Total** | | | **5,214.42** | **99.93%** | |
| | **Money Market Instruments** | | | | | |
| | **Triparty Repo/ Reverse Repo Instrument** | | | | | |
| | Triparty Repo | | | 4.79 | 0.09% | |
| | **Total** | | | **4.79** | **0.09%** | |
| | **OTHERS** | | | | | |
| | Cash Margin - CCIL | | | 0.03 | $0.00% | |
| | **Total** | | | **0.03** | **0.00%** | |
| | **Net Current Assets** | | | **(1.31)** | **-0.02%** | |
| | **GRAND TOTAL** | | | **5,217.93** | **100.00%** | |

**$ Less Than 0.01% of NAV**

**SCHEME RISK-O-METER**

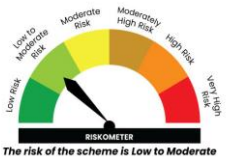


**BENCHMARK NAME - CRISIL MEDIUM TERM DEBT INDEX**
**BENCHMARK RISK-O-METER**

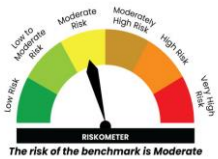

Data Classification: Public

**Nippon India Nifty SDL Plus G-Sec - Jun 2029 Maturity 70:30 Index Fund(An open-ended Target Maturity Index Fund investing in constituents of Nifty SDL Plus G-Sec Jun 2029 70:30 Index. A Relatively High interest rate risk and Relatively Low Credit Risk)**

Index

**Monthly Portfolio Statement as on January 31,2025**

| ISIN | Name of the Instrument | Industry / Rating | Quantity | Market/Fair Value ( Rs. in Lacs) | % to NAV | YIELD |
|---|---|---|---|---|---|---|
| | **Debt Instruments** | | | | | |
| | **(a) Listed / awaiting listing on Stock Exchange** | | | | | |
| | **Government Securities** | | | | | |
| IN0020220011 | 7.1% Government of India | SOVEREIGN | 76,76,000 | 7,803.38 | 24.56% | 6.75% |
| IN2920180303 | 8.32% State Government Securities | SOVEREIGN | 30,00,000 | 3,129.72 | 9.85% | 7.19% |
| IN1020220613 | 7.54% State Government Securities | SOVEREIGN | 25,00,000 | 2,543.51 | 8.01% | 7.15% |
| IN3320180158 | 8.32% State Government Securities | SOVEREIGN | 20,00,000 | 2,090.27 | 6.58% | 7.14% |
| IN2220220031 | 7.61% State Government Securities | SOVEREIGN | 20,00,100 | 2,043.47 | 6.43% | 7.13% |
| IN2220170038 | 7.18% State Government Securities | SOVEREIGN | 15,70,000 | 1,580.70 | 4.98% | 7.12% |
| IN1320180053 | 8.36% State Government Securities | SOVEREIGN | 15,00,000 | 1,568.30 | 4.94% | 7.16% |
| IN3120180226 | 8.37% State Government Securities | SOVEREIGN | 12,00,000 | 1,256.49 | 3.96% | 7.15% |
| IN3720180089 | 8.43% State Government Securities | SOVEREIGN | 10,00,000 | 1,047.59 | 3.30% | 7.19% |
| IN0020180454 | 7.26% Government of India | SOVEREIGN | 9,00,000 | 919.83 | 2.90% | 6.73% |
| IN3420180157 | 8.35% State Government Securities | SOVEREIGN | 8,00,000 | 835.84 | 2.63% | 7.18% |
| IN1520180283 | 8.28% State Government Securities | SOVEREIGN | 7,40,000 | 772.48 | 2.43% | 7.13% |
| IN0020150069 | 7.59% Government of India | SOVEREIGN | 7,00,000 | 723.42 | 2.28% | 6.76% |
| IN2920180337 | 8.4% State Government Securities | SOVEREIGN | 5,00,000 | 523.45 | 1.65% | 7.19% |
| IN2020180146 | 8.31% State Government Securities | SOVEREIGN | 5,00,000 | 522.26 | 1.64% | 7.15% |
| IN1520190019 | 8.14% State Government Securities | SOVEREIGN | 5,00,000 | 520.13 | 1.64% | 7.13% |
| IN1020220720 | 7.7% State Government Securities | SOVEREIGN | 5,00,000 | 511.79 | 1.61% | 7.15% |
| IN2120190235 | 7.35% State Government Securities | SOVEREIGN | 5,00,000 | 506.03 | 1.59% | 7.13% |
| IN1520200032 | 6.6% State Government Securities | SOVEREIGN | 5,00,000 | 492.97 | 1.55% | 7.10% |
| IN1920180206 | 8.32% State Government Securities | SOVEREIGN | 4,00,000 | 418.35 | 1.32% | 7.14% |
| IN1520180317 | 8.35% State Government Securities | SOVEREIGN | 3,00,000 | 314.07 | 0.99% | 7.13% |
| IN1620230020 | 7.39% State Government Securities | SOVEREIGN | 1,47,700 | 149.74 | 0.47% | 7.13% |
| IN2220220015 | 7.11% State Government Securities | SOVEREIGN | 1,24,000 | 124.49 | 0.39% | 7.12% |
| IN1920180131 | 8.17% State Government Securities | SOVEREIGN | 50,000 | 51.97 | 0.16% | 7.14% |
| IN3520200137 | 6.94% State Government Securities | SOVEREIGN | 50,000 | 49.85 | 0.16% | 7.14% |
| IN3720180048 | 8.35% State Government Securities | SOVEREIGN | 42,500 | 44.41 | 0.14% | 7.12% |
| | **Subtotal** | | | **30,544.51** | **96.16%** | |
| | **(b) Privately placed / Unlisted** | | | **NIL** | **NIL** | **NIL** |
| | **Subtotal** | | | **NIL** | **NIL** | **NIL** |
| | **(c) Securitised Debt** | | | | | |
| | **Subtotal** | | | **NIL** | **NIL** | |
| | **Total** | | | **30,544.51** | **96.16%** | |
| | **Money Market Instruments** | | | | | |
| | **Triparty Repo/ Reverse Repo Instrument** | | | | | |
| | Triparty Repo | | | 484.85 | 1.53% | |
| | **Total** | | | **484.85** | **1.53%** | |
| | **OTHERS** | | | | | |
| | Cash Margin - CCIL | | | 2.80 | 0.01% | |
| | **Total** | | | **2.80** | **0.01%** | |
| | **Net Current Assets** | | | **735.03** | **2.30%** | |
| | **GRAND TOTAL** | | | **31,767.19** | **100.00%** | |

**SCHEME RISK-O-METER**

**BENCHMARK NAME - NIFTY SDL PLUS G-SEC JUN 2029 70:30 INDEX**
**BENCHMARK RISK-O-METER**

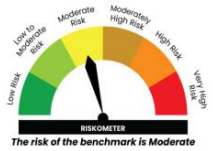

Data Classification: Public

**Nippon India Nifty G-Sec Oct 2028 Maturity Index Fund(An open-ended Target Maturity Index Fund investing in constituents of Nifty G-Sec Oct 2028 Index. A Relatively High interest rate risk and Relatively Low Credit Risk)**

Index

**Monthly Portfolio Statement as on January 31,2025**

| ISIN | Name of the Instrument | Industry / Rating | Quantity | Market/Fair Value ( Rs. in Lacs) | % to NAV | YIELD |
|---|---|---|---|---|---|---|
| | **Debt Instruments** | | | | | |
| | **(a) Listed / awaiting listing on Stock Exchange** | | | | | |
| | **Government Securities** | | | | | |
| IN0020230101 | 7.37% Government of India | SOVEREIGN | 72,00,000 | 7,373.38 | 62.12% | 6.74% |
| IN0020170174 | 7.17% Government of India | SOVEREIGN | 23,24,700 | 2,358.18 | 19.87% | 6.73% |
| IN0020230010 | 7.06% Government of India | SOVEREIGN | 17,80,300 | 1,802.41 | 15.19% | 6.73% |
| | **Subtotal** | | | **11,533.97** | **97.18%** | |
| | **(b) Privately placed / Unlisted** | | | **NIL** | **NIL** | **NIL** |
| | **Subtotal** | | | **NIL** | **NIL** | **NIL** |
| | **(c) Securitised Debt** | | | | | |
| | **Subtotal** | | | **NIL** | **NIL** | |
| | **Total** | | | **11,533.97** | **97.18%** | |
| | **Money Market Instruments** | | | | | |
| | **Triparty Repo/ Reverse Repo Instrument** | | | | | |
| | Triparty Repo | | | 147.41 | 1.24% | |
| | **Total** | | | **147.41** | **1.24%** | |
| | **OTHERS** | | | | | |
| | Cash Margin - CCIL | | | 0.79 | 0.01% | |
| | **Total** | | | **0.79** | **0.01%** | |
| | **Net Current Assets** | | | **186.62** | **1.57%** | |
| | **GRAND TOTAL** | | | **11,868.79** | **100.00%** | |

**SCHEME RISK-O-METER**

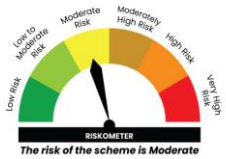


**BENCHMARK NAME - NIFTY G-SEC OCT 2028 INDEX**
**BENCHMARK RISK-O-METER**

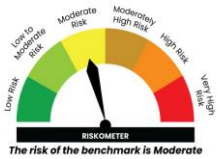

Data Classification: Public

**Nippon India Fixed Horizon Fund - XLV - Series 4(A Close Ended Scheme. Relatively High interest rate risk and Relatively Low Credit Risk )**

Index

**Monthly Portfolio Statement as on January 31,2025**

| ISIN | Name of the Instrument | Industry / Rating | Quantity | Market/Fair Value ( Rs. in Lacs) | % to NAV | YIELD |
|---|---|---|---|---|---|---|
| | **Debt Instruments** | | | | | |
| | **(a) Listed / awaiting listing on Stock Exchange** | | | | | |
| | **Government Securities** | | | | | |
| IN000426P016 | 5.63% GOI Strips (MD 12/04/2026) | SOVEREIGN | 1,18,00,000 | 10,907.66 | 97.19% | 6.79% |
| IN000426C030 | GOI Strips (MD 12/04/2026 ) | SOVEREIGN | 3,37,800 | 312.25 | 2.78% | 6.79% |
| | **Subtotal** | | | **11,219.91** | **99.97%** | |
| | **(b) Privately placed / Unlisted** | | | **NIL** | **NIL** | **NIL** |
| | **Subtotal** | | | **NIL** | **NIL** | **NIL** |
| | **(c) Securitised Debt** | | | | | |
| | **Subtotal** | | | **NIL** | **NIL** | |
| | **Total** | | | **11,219.91** | **99.97%** | |
| | **Money Market Instruments** | | | | | |
| | **Triparty Repo/ Reverse Repo Instrument** | | | | | |
| | Triparty Repo | | | 6.20 | 0.06% | |
| | **Total** | | | **6.20** | **0.06%** | |
| | **OTHERS** | | | | | |
| | Cash Margin - CCIL | | | 0.03 | $0.00% | |
| | **Total** | | | **0.03** | **0.00%** | |
| | **Net Current Assets** | | | **(3.07)** | **-0.03%** | |
| | **GRAND TOTAL** | | | **11,223.07** | **100.00%** | |

**$ Less Than 0.01% of NAV**

**SCHEME RISK-O-METER**

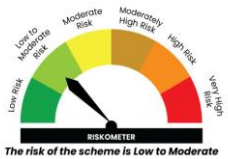


**BENCHMARK NAME - CRISIL MEDIUM TERM DEBT INDEX**
**BENCHMARK RISK-O-METER**

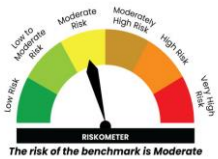

Data Classification: Public

**Nippon India Fixed Horizon Fund - XLV - Series 5(A Close Ended Scheme. Relatively High interest rate risk and Relatively High Credit Risk )**

Index

**Monthly Portfolio Statement as on January 31,2025**

| ISIN | Name of the Instrument | Industry / Rating | Quantity | Market/Fair Value ( Rs. in Lacs) | % to NAV | YIELD |
|---|---|---|---|---|---|---|
| | **Debt Instruments** | | | | | |
| | **(a) Listed / awaiting listing on Stock Exchange** | | | | | |
| | **Non Convertible Debentures** | | | | | |
| INE261F08DW2 | 7.57% National Bank For Agriculture and Rural Development** | CRISIL AAA | 2,000 | 1,996.98 | 9.08% | 7.69% |
| INE0CCU07074 | 8.02% Mindspace Business Parks REIT** | CRISIL AAA | 1,750 | 1,752.61 | 7.97% | 8.12% |
| INE020B08EL2 | 7.44% REC Limited** | CRISIL AAA | 1,700 | 1,695.88 | 7.71% | 7.63% |
| INE134E08IE1 | 8.03% Power Finance Corporation Limited** | CRISIL AAA | 150 | 1,505.89 | 6.85% | 7.64% |
| INE055A08037 | 8.1% Aditya Birla Real Estate Limited** | CRISIL AA | 1,500 | 1,496.97 | 6.81% | 8.24% |
| INE530B07450 | 9.9% IIFL Finance Limited** | CRISIL AA | 1,500 | 1,489.38 | 6.77% | 10.61% |
| INE118D07195 | 7.75% Nuvoco Vistas Corporation Limited** | CRISIL AA | 145 | 1,445.67 | 6.57% | 8.03% |
| INE540P07459 | 9.95% U.P. Power Corporation Limited** | CRISIL A+(CE) | 113 | 1,138.95 | 5.18% | 9.18% |
| INE0AY207012 | 10.24% Renserv Global Private Limited** | CARE A+(CE) | 1,100 | 1,107.62 | 5.04% | 9.88% |
| INE233A08063 | 8.35% Godrej Industries Limited** | CRISIL AA+ | 1,100 | 1,101.67 | 5.01% | 8.19% |
| INE442H08032 | 8.75% Ashoka Buildcon Limited** | CARE AA- | 1,000 | 993.79 | 4.52% | 9.52% |
| INE896L07884 | 10.25% IndoStar Capital Finance Limited** | CRISIL AA- | 950 | 951.59 | 4.33% | 10.50% |
| INE516Y07451 | 8.75% Piramal Capital & Housing Finance Limited** | CARE AA | 950 | 941.79 | 4.28% | 9.45% |
| INE01HV07379 | 10.15% Vivriti Capital Private Limited** | ICRA A+ | 900 | 894.38 | 4.07% | 10.95% |
| INE556F08KC2 | 7.23% Small Industries Dev Bank of India** | ICRA AAA | 63 | 626.66 | 2.85% | 7.75% |
| INE134E08MO2 | 7.37% Power Finance Corporation Limited** | CRISIL AAA | 500 | 498.10 | 2.26% | 7.64% |
| INE389Z07047 | 10.48% Profectus Capital Private Limited** | CRISIL A- | 450 | 451.59 | 2.05% | 10.43% |
| INE389Z07039 | 10.48% Profectus Capital Private Limited** | CRISIL A- | 380 | 381.38 | 1.73% | 10.43% |
| INE261F08DO9 | 7.4% National Bank For Agriculture and Rural Development | CRISIL AAA | 25 | 249.24 | 1.13% | 7.72% |
| INE556F08KF5 | 7.54% Small Industries Dev Bank of India** | ICRA AAA | 13 | 129.73 | 0.59% | 7.77% |
| INE556F08KB4 | 7.11% Small Industries Dev Bank of India | ICRA AAA | 5 | 49.68 | 0.23% | 7.75% |
| | **Subtotal** | | | **20,899.55** | **95.03%** | |
| | **(b) Privately placed / Unlisted** | | | **NIL** | **NIL** | **NIL** |
| | **Subtotal** | | | **NIL** | **NIL** | **NIL** |
| | **(c) Securitised Debt** | | | | | |
| | **Subtotal** | | | **NIL** | **NIL** | |
| | **Total** | | | **20,899.55** | **95.03%** | |
| | **Money Market Instruments** | | | | | |
| | **Triparty Repo/ Reverse Repo Instrument** | | | | | |
| | Triparty Repo | | | 341.36 | 1.55% | |
| | **Total** | | | **341.36** | **1.55%** | |
| | **OTHERS** | | | | | |
| | Cash Margin - CCIL | | | 1.83 | 0.01% | |
| | **Total** | | | **1.83** | **0.01%** | |
| | **Net Current Assets** | | | **749.09** | **3.41%** | |
| | **GRAND TOTAL** | | | **21,991.83** | **100.00%** | |

**** Non Traded Securities/Illiquid Securities**

**SCHEME RISK-O-METER**

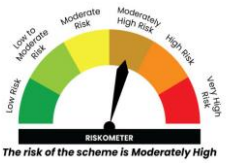


**BENCHMARK NAME - CRISIL MEDIUM TERM DEBT INDEX**
**BENCHMARK RISK-O-METER**

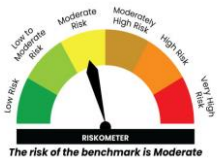

Data Classification: Public

**Nippon India Innovation Fund(An open ended equity scheme investing in innovation theme)**

Index

**Monthly Portfolio Statement as on January 31,2025**

| ISIN | Name of the Instrument | Industry / Rating | Quantity | Market/Fair Value ( Rs. in Lacs) | % to NAV | YIELD |
|---|---|---|---|---|---|---|
| | **Equity & Equity related** | | | | | |
| | **(a) Listed / awaiting listing on Stock Exchanges** | | | | | |
| INE470A01017 | 3M India Limited | Diversified | 36,145 | 10,804.55 | 4.75% | |
| INE918I01026 | Bajaj Finserv Limited | Finance | 5,48,693 | 9,525.86 | 4.18% | |
| INE192R01011 | Avenue Supermarts Limited | Retailing | 2,56,670 | 9,406.06 | 4.13% | |
| INE388Y01029 | FSN E-Commerce Ventures Limited | Retailing | 53,94,622 | 9,111.52 | 4.00% | |
| INE663F01024 | Info Edge (India) Limited | Retailing | 99,958 | 7,720.46 | 3.39% | |
| INE238A01034 | Axis Bank Limited | Banks | 7,64,999 | 7,543.66 | 3.31% | |
| INE758T01015 | Zomato Limited | Retailing | 33,50,000 | 7,381.73 | 3.24% | |
| INE192A01025 | Tata Consumer Products Limited | Agricultural Food & other Products | 6,94,240 | 7,113.53 | 3.12% | |
| INE797F01020 | Jubilant Foodworks Limited | Leisure Services | 10,00,000 | 7,039.00 | 3.09% | |
| INE342J01019 | ZF Commercial Vehicle Control Systems India Limited | Auto Components | 63,540 | 7,011.00 | 3.08% | |
| INE090A01021 | ICICI Bank Limited | Banks | 5,50,000 | 6,890.40 | 3.03% | |
| INE00H001014 | Swiggy Limited | Retailing | 15,95,392 | 6,638.43 | 2.92% | |
| INE155A01022 | Tata Motors Limited | Automobiles | 9,00,000 | 6,444.90 | 2.83% | |
| INE095A01012 | IndusInd Bank Limited | Banks | 6,05,500 | 6,001.72 | 2.64% | |
| INE040A01034 | HDFC Bank Limited | Banks | 3,50,000 | 5,945.63 | 2.61% | |
| INE398R01022 | Syngene International Limited | Healthcare Services | 7,68,512 | 5,738.09 | 2.52% | |
| INE148O01028 | Delhivery Limited | Transport Services | 17,00,000 | 5,457.85 | 2.40% | |
| INE00WC01027 | Affle (India) Limited | IT - Services | 3,50,053 | 5,278.62 | 2.32% | |
| INE003A01024 | Siemens Limited | Electrical Equipment | 86,563 | 5,257.27 | 2.31% | |
| INE010J01012 | Tejas Networks Limited | Telecom - Equipment & Accessories | 5,62,443 | 5,152.82 | 2.26% | |
| INE018E01016 | SBI Cards and Payment Services Limited | Finance | 6,45,400 | 5,022.50 | 2.21% | |
| INE158A01026 | Hero MotoCorp Limited | Automobiles | 1,15,739 | 5,022.09 | 2.21% | |
| INE296A01024 | Bajaj Finance Limited | Finance | 63,000 | 4,967.61 | 2.18% | |
| INE0V6F01027 | Hyundai Motor India Ltd | Automobiles | 2,74,071 | 4,597.68 | 2.02% | |
| INE967H01025 | Krishna Institute Of Medical Sciences Limited | Healthcare Services | 7,50,000 | 4,569.00 | 2.01% | |
| INE686F01025 | United Breweries Limited | Beverages | 2,12,462 | 4,559.43 | 2.00% | |
| INE0FS801015 | Motherson Sumi Wiring India Limited | Auto Components | 79,78,522 | 4,478.34 | 1.97% | |
| INE982J01020 | One 97 Communications Limited | Financial Technology (Fintech) | 4,85,830 | 3,768.83 | 1.66% | |
| INE671A01010 | Honeywell Automation India Limited | Industrial Manufacturing | 8,570 | 3,468.47 | 1.52% | |
| INE269A01021 | Sonata Software Limited | IT - Software | 6,31,269 | 3,339.41 | 1.47% | |
| INE323A01026 | Bosch Limited | Auto Components | 11,379 | 3,269.09 | 1.44% | |
| INE01QM01018 | eMudhra Limited | IT - Services | 4,65,584 | 3,243.72 | 1.42% | |
| INE775A01035 | Samvardhana Motherson International Limited | Auto Components | 22,59,918 | 3,192.36 | 1.40% | |
| INE325A01013 | Timken India Limited | Industrial Products | 99,563 | 2,845.31 | 1.25% | |
| INE494B01023 | TVS Motor Company Limited | Automobiles | 1,14,012 | 2,802.30 | 1.23% | |
| INE07T201019 | Restaurant Brands Asia Limited | Leisure Services | 37,79,714 | 2,745.21 | 1.21% | |
| INE0UOS01011 | Sanofi Consumer Healthcare India Limited | Pharmaceuticals & Biotechnology | 58,221 | 2,729.31 | 1.20% | |
| INE0LXG01040 | Ola Electric Mobility Ltd | Automobiles | 34,79,799 | 2,602.89 | 1.14% | |
| INE200A01026 | GE Vernova T&D India Limited | Electrical Equipment | 1,41,829 | 2,535.19 | 1.11% | |
| INE171Z01026 | Bharat Dynamics Limited | Aerospace & Defense | 1,85,855 | 2,425.41 | 1.07% | |
| INE806T01020 | Sapphire Foods India Limited | Leisure Services | 7,56,595 | 2,191.10 | 0.96% | |
| INE462A01022 | Bayer Cropscience Limited | Fertilizers & Agrochemicals | 39,868 | 2,039.61 | 0.90% | |
| INE0J5401028 | Honasa Consumer Limited | Personal Products | 8,61,097 | 1,895.27 | 0.83% | |
| INE058A01010 | Sanofi India Limited | Pharmaceuticals & Biotechnology | 34,110 | 1,884.63 | 0.83% | |
| INE146L01010 | Kirloskar Oil Engines Limited | Industrial Products | 2,00,000 | 1,806.90 | 0.79% | |
| | **Subtotal** | | | **2,23,464.76** | **98.16%** | |
| | **(b) UNLISTED** | | | **NIL** | **NIL** | **NIL** |
| | **Subtotal** | | | **NIL** | **NIL** | **NIL** |
| | **Total** | | | **2,23,464.76** | **98.16%** | |
| | **Money Market Instruments** | | | | | |
| | **Triparty Repo/ Reverse Repo Instrument** | | | | | |
| | Triparty Repo | | | 4,715.07 | 2.07% | |
| | **Total** | | | **4,715.07** | **2.07%** | |
| | **OTHERS** | | | | | |
| | Cash Margin - CCIL | | | 26.64 | 0.01% | |
| | **Total** | | | **26.64** | **0.01%** | |
| | **Net Current Assets** | | | **(506.00)** | **-0.24%** | |
| | **GRAND TOTAL** | | | **2,27,700.47** | **100.00%** | |

**SCHEME RISK-O-METER**

**BENCHMARK NAME - NIFTY 500 TRI**
**BENCHMARK RISK-O-METER**

Data Classification: Public

**Nippon India Nifty IT Index Fund(An open-ended scheme replicating/tracking Nifty IT Index)**

Index

**Monthly Portfolio Statement as on January 31,2025**

| ISIN | Name of the Instrument | Industry / Rating | Quantity | Market/Fair Value ( Rs. in Lacs) | % to NAV | YIELD |
|---|---|---|---|---|---|---|
| | **Equity & Equity related** | | | | | |
| | **(a) Listed / awaiting listing on Stock Exchanges** | | | | | |
| INE009A01021 | Infosys Limited | IT - Software | 2,27,586 | 4,278.16 | 28.12% | |
| INE467B01029 | Tata Consultancy Services Limited | IT - Software | 85,704 | 3,524.49 | 23.16% | |
| INE860A01027 | HCL Technologies Limited | IT - Software | 88,775 | 1,531.77 | 10.07% | |
| INE669C01036 | Tech Mahindra Limited | IT - Software | 88,171 | 1,476.38 | 9.70% | |
| INE075A01022 | Wipro Limited | IT - Software | 3,93,305 | 1,226.72 | 8.06% | |
| INE262H01021 | Persistent Systems Limited | IT - Software | 14,639 | 883.11 | 5.80% | |
| INE591G01017 | Coforge Limited | IT - Software | 9,244 | 763.91 | 5.02% | |
| INE214T01019 | LTIMindtree Limited | IT - Software | 12,846 | 759.73 | 4.99% | |
| INE356A01018 | Mphasis Limited | IT - Software | 15,701 | 450.30 | 2.96% | |
| INE010V01017 | L&T Technology Services Limited | IT - Services | 3,809 | 207.57 | 1.36% | |
| | **Subtotal** | | | **15,102.14** | **99.24%** | |
| | **(b) UNLISTED** | | | **NIL** | **NIL** | **NIL** |
| | **Subtotal** | | | **NIL** | **NIL** | **NIL** |
| | **Total** | | | **15,102.14** | **99.24%** | |
| | **Money Market Instruments** | | | | | |
| | **Triparty Repo/ Reverse Repo Instrument** | | | | | |
| | Triparty Repo | | | 51.89 | 0.34% | |
| | **Total** | | | **51.89** | **0.34%** | |
| | **OTHERS** | | | | | |
| | Cash Margin - CCIL | | | 0.30 | $0.00% | |
| | **Total** | | | **0.30** | **0.00%** | |
| | **Net Current Assets** | | | **61.87** | **0.42%** | |
| | **GRAND TOTAL** | | | **15,216.20** | **100.00%** | |

**$ Less Than 0.01% of NAV**

**SCHEME RISK-O-METER**

**BENCHMARK NAME - NIFTY IT TRI**
**BENCHMARK RISK-O-METER**

Data Classification: Public

**Nippon India Nifty Bank Index Fund(An open-ended scheme replicating/tracking Nifty Bank Index)**

Index

**Monthly Portfolio Statement as on January 31,2025**

| ISIN | Name of the Instrument | Industry / Rating | Quantity | Market/Fair Value ( Rs. in Lacs) | % to NAV | YIELD |
|---|---|---|---|---|---|---|
| | **Equity & Equity related** | | | | | |
| | **(a) Listed / awaiting listing on Stock Exchanges** | | | | | |
| INE040A01034 | HDFC Bank Limited | Banks | 2,12,365 | 3,607.55 | 27.54% | |
| INE090A01021 | ICICI Bank Limited | Banks | 2,61,107 | 3,271.15 | 24.98% | |
| INE237A01028 | Kotak Mahindra Bank Limited | Banks | 66,008 | 1,255.01 | 9.58% | |
| INE062A01020 | State Bank of India | Banks | 1,42,408 | 1,100.67 | 8.40% | |
| INE238A01034 | Axis Bank Limited | Banks | 1,07,457 | 1,059.63 | 8.09% | |
| INE095A01012 | IndusInd Bank Limited | Banks | 62,955 | 624.01 | 4.76% | |
| INE171A01029 | The Federal Bank Limited | Banks | 2,33,222 | 436.61 | 3.33% | |
| INE028A01039 | Bank of Baroda | Banks | 1,77,542 | 378.86 | 2.89% | |
| INE092T01019 | IDFC First Bank Limited | Banks | 5,89,872 | 373.04 | 2.85% | |
| INE160A01022 | Punjab National Bank | Banks | 3,28,162 | 332.10 | 2.54% | |
| INE949L01017 | AU Small Finance Bank Limited | Banks | 53,397 | 320.89 | 2.45% | |
| INE476A01022 | Canara Bank | Banks | 3,20,872 | 299.28 | 2.28% | |
| | **Subtotal** | | | **13,058.80** | **99.69%** | |
| | **(b) UNLISTED** | | | **NIL** | **NIL** | **NIL** |
| | **Subtotal** | | | **NIL** | **NIL** | **NIL** |
| | **Total** | | | **13,058.80** | **99.69%** | |
| | **Money Market Instruments** | | | | | |
| | **Triparty Repo/ Reverse Repo Instrument** | | | | | |
| | Triparty Repo | | | 75.64 | 0.58% | |
| | **Total** | | | **75.64** | **0.58%** | |
| | **OTHERS** | | | | | |
| | Cash Margin - CCIL | | | 0.41 | $0.00% | |
| | **Total** | | | **0.41** | **0.00%** | |
| | **Net Current Assets** | | | **(37.35)** | **-0.27%** | |
| | **GRAND TOTAL** | | | **13,097.50** | **100.00%** | |

**$ Less Than 0.01% of NAV**

**SCHEME RISK-O-METER**

**BENCHMARK NAME - NIFTY BANK TRI**
**BENCHMARK RISK-O-METER**

Data Classification: Public

**Nippon India Nifty500 Equal Weight Index Fund(An open-ended scheme replicating/tracking Nifty500 Equal Weight Index)**

**Monthly Portfolio Statement as on January 31,2025**

| ISIN | Name of the Instrument | Industry / Rating | Quantity | Market/Fair Value | % to NAV | YIELD |
|---|---|---|---|---|---|---|
| [illegible] | [illegible] | [illegible] | [illegible] | [illegible] | [illegible] | [illegible] |

SCHEME RISK-O-METER




BENCHMARK NAME - NIFTY 500 EQUAL WEIGHT TRI
BENCHMARK RISK-O-METER

Data Classification: Public

**Nippon India Nifty 500 Momentum**
**50 Index Fund(An open-ended scheme replicating/tracking Nifty 500 Momentum 50 Index)**

Index

**Monthly Portfolio Statement as on January 31,2025**

| ISIN | Name of the Instrument | Industry / Rating | Quantity | Market/Fair Value ( Rs. in Lacs) | % to NAV | YIELD |
|---|---|---|---|---|---|---|
| | **Equity & Equity related** | | | | | |
| | **(a) Listed / awaiting listing on Stock Exchanges** | | | | | |
| INE101A01026 | Mahindra & Mahindra Limited | Automobiles | 1,12,811 | 3,372.88 | 5.70% | |
| INE669C01036 | Tech Mahindra Limited | IT - Software | 1,97,614 | 3,308.95 | 5.59% | |
| INE361B01024 | Divi's Laboratories Limited | Pharmaceuticals & Biotechnology | 57,024 | 3,180.63 | 5.38% | |
| INE262H01021 | Persistent Systems Limited | IT - Software | 52,486 | 3,166.27 | 5.35% | |
| INE053A01029 | The Indian Hotels Company Limited | Leisure Services | 3,73,159 | 2,853.55 | 4.82% | |
| INE935N01020 | Dixon Technologies (India) Limited | Consumer Durables | 18,610 | 2,788.89 | 4.71% | |
| INE849A01020 | Trent Limited | Retailing | 47,523 | 2,734.09 | 4.62% | |
| INE758T01015 | Zomato Limited | Retailing | 12,28,724 | 2,707.49 | 4.58% | |
| INE663F01024 | Info Edge (India) Limited | Retailing | 32,895 | 2,540.71 | 4.29% | |
| INE591G01017 | Coforge Limited | IT - Software | 29,317 | 2,422.71 | 4.10% | |
| INE118H01025 | BSE Limited | Capital Markets | 45,323 | 2,404.82 | 4.06% | |
| INE417T01026 | PB Fintech Limited | Financial Technology (Fintech) | 1,36,093 | 2,350.05 | 3.97% | |
| INE326A01037 | Lupin Limited | Pharmaceuticals & Biotechnology | 86,628 | 1,802.25 | 3.05% | |
| INE003A01024 | Siemens Limited | Electrical Equipment | 28,846 | 1,751.92 | 2.96% | |
| INE854D01024 | United Spirits Limited | Beverages | 1,05,813 | 1,506.78 | 2.55% | |
| INE061F01013 | Fortis Healthcare Limited | Healthcare Services | 2,02,189 | 1,294.41 | 2.19% | |
| INE745G01035 | Multi Commodity Exchange of India Limited | Capital Markets | 22,091 | 1,266.47 | 2.14% | |
| INE881D01027 | Oracle Financial Services Software Limited | IT - Software | 12,323 | 1,124.11 | 1.90% | |
| INE303R01014 | Kalyan Jewellers India Limited | Consumer Durables | 2,19,081 | 1,102.20 | 1.86% | |
| INE226A01021 | Voltas Limited | Consumer Durables | 85,261 | 1,075.01 | 1.82% | |
| INE935A01035 | Glenmark Pharmaceuticals Limited | Pharmaceuticals & Biotechnology | 62,856 | 913.42 | 1.54% | |
| INE03QK01018 | Suven Pharmaceuticals Limited | Pharmaceuticals & Biotechnology | 79,712 | 840.76 | 1.42% | |
| INE169A01031 | Coromandel International Limited | Fertilizers & Agrochemicals | 41,615 | 753.04 | 1.27% | |
| INE466L01038 | 360 One WAM Limited | Capital Markets | 71,575 | 721.30 | 1.22% | |
| INE274J01014 | Oil India Limited | Oil | 1,70,088 | 715.13 | 1.21% | |
| INE0DK501011 | Piramal Pharma Limited | Pharmaceuticals & Biotechnology | 3,02,620 | 704.80 | 1.19% | |
| INE944F01028 | Radico Khaitan Limited | Beverages | 31,552 | 687.33 | 1.16% | |
| INE139A01034 | National Aluminium Company Limited | Non - Ferrous Metals | 3,21,780 | 650.77 | 1.10% | |
| INE281B01032 | Lloyds Metals And Energy Limited | Ferrous Metals | 49,695 | 615.77 | 1.04% | |
| INE918Z01012 | Kaynes Technology India Limited | Industrial Manufacturing | 12,162 | 582.85 | 0.99% | |
| INE149A01033 | Cholamandalam Financial Holdings Limited | Finance | 35,834 | 544.25 | 0.92% | |
| INE684F01012 | Firstsource Solutions Limited | Commercial Services & Supplies | 1,56,882 | 525.79 | 0.89% | |
| INE138Y01010 | KFin Technologies Limited | Capital Markets | 46,290 | 504.68 | 0.85% | |
| INE371P01015 | Amber Enterprises India Limited | Consumer Durables | 7,224 | 469.69 | 0.79% | |
| INE338I01027 | Motilal Oswal Financial Services Limited | Capital Markets | 72,806 | 463.88 | 0.78% | |
| INE501A01019 | Deepak Fertilizers and Petrochemicals Corporation Limited | Chemicals & Petrochemicals | 40,425 | 459.17 | 0.78% | |
| INE249Z01020 | Mazagon Dock Shipbuilders Limited | Industrial Manufacturing | 18,348 | 458.42 | 0.77% | |
| INE019C01026 | Himadri Speciality Chemical Limited | Chemicals & Petrochemicals | 90,846 | 448.51 | 0.76% | |
| INE700A01033 | Jubilant Pharmova Limited | Pharmaceuticals & Biotechnology | 45,462 | 442.78 | 0.75% | |
| INE07Y701011 | Hitachi Energy India Limited | Electrical Equipment | 3,300 | 424.50 | 0.72% | |
| INE242C01024 | Anant Raj Limited | Realty | 67,358 | 403.00 | 0.68% | |
| INE389H01022 | KEC International Limited | Construction | 45,916 | 386.06 | 0.65% | |
| INE987B01026 | Natco Pharma Limited | Pharmaceuticals & Biotechnology | 32,827 | 385.34 | 0.65% | |
| INE205C01021 | Poly Medicure Limited | Healthcare Equipment & Supplies | 14,108 | 328.72 | 0.56% | |
| INE602A01031 | PCBL Chemical Limited | Chemicals & Petrochemicals | 62,835 | 238.74 | 0.40% | |
| INE260B01028 | Godfrey Phillips India Limited | Cigarettes & Tobacco Products | 5,269 | 238.02 | 0.40% | |
| INE404A01024 | Aditya Birla Sun Life AMC Limited | Capital Markets | 33,764 | 230.64 | 0.39% | |
| INE475E01026 | Caplin Point Laboratories Limited | Pharmaceuticals & Biotechnology | 7,876 | 163.38 | 0.28% | |
| INE0NT901020 | Netweb Technologies India Limited | IT - Services | 6,955 | 124.78 | 0.21% | |
| INE383A01012 | The India Cements Limited | Cement & Cement Products | 46,284 | 122.24 | 0.21% | |
| | **Subtotal** | | | **59,301.95** | **100.22%** | |
| | **(b) UNLISTED** | | | **NIL** | **NIL** | **NIL** |
| | **Subtotal** | | | **NIL** | **NIL** | **NIL** |
| | **Total** | | | **59,301.95** | **100.22%** | |
| | **Money Market Instruments** | | | | | |
| | **Triparty Repo/ Reverse Repo Instrument** | | | | | |
| | Triparty Repo | | | 340.19 | 0.58% | |
| | **Total** | | | **340.19** | **0.58%** | |
| | **OTHERS** | | | | | |
| | Cash Margin - CCIL | | | 1.95 | $0.00% | |
| | **Total** | | | **1.95** | **0.00%** | |
| | **Net Current Assets** | | | **(482.01)** | **-0.80%** | |
| | **GRAND TOTAL** | | | **59,162.08** | **100.00%** | |

**$ Less Than 0.01% of NAV**

**SCHEME RISK-O-METER**

**BENCHMARK NAME - NIFTY 500 MOMENTUM 50 TRI**
**BENCHMARK RISK-O-METER**

Data Classification: Public

**Nippon India CRISIL - IBX AAA Financial Services - Jan 2028 Index Fund**
**An open-ended Target Maturity Index Fund investing in constituents of CRISIL IBX AAA Financial Services Index – Jan 2028. A Moderate Interest Rate Risk and Relatively Low Credit Risk.**
**Monthly Portfolio Statement as on January 31,2025**

Index

| ISIN | Name of the Instrument | Industry / Rating | Quantity | Market/Fair Value ( Rs. in Lacs) | % to NAV | YIELD |
|---|---|---|---|---|---|---|
| | **Debt Instruments** | | | | | |
| | **(a) Listed / awaiting listing on Stock Exchange** | | | | | |
| | **Non Convertible Debentures** | | | | | |
| INE756I07FB6 | 7.96% HDB Financial Services Limited** | CRISIL AAA | 2,000 | 2,002.95 | 14.41% | 7.89% |
| INE115A07MW4 | 7.95% LIC Housing Finance Limited** | CRISIL AAA | 100 | 1,007.74 | 7.25% | 7.65% |
| INE377Y07383 | 7.98% Bajaj Housing Finance Limited** | CRISIL AAA | 100 | 1,004.77 | 7.23% | 7.76% |
| INE071G07728 | 7.95% ICICI Home Finance Company Limited** | ICRA AAA | 1,000 | 1,003.31 | 7.22% | 7.81% |
| INE774D07VG6 | 8.01% Mahindra & Mahindra Financial Services Limited** | CRISIL AAA | 1,000 | 1,002.49 | 7.21% | 7.90% |
| INE033L07IK9 | 7.71% Tata Capital Housing Finance Limited** | CRISIL AAA | 1,000 | 999.51 | 7.19% | 7.73% |
| INE860H07IG1 | 7.92% Aditya Birla Finance Limited** | ICRA AAA | 100 | 997.79 | 7.18% | 8.00% |
| INE306N07NA6 | 7.68% Tata Capital Limited** | CRISIL AAA | 100 | 993.97 | 7.15% | 7.91% |
| INE261F08DV4 | 7.62% National Bank For Agriculture and Rural Development | CRISIL AAA | 700 | 701.98 | 5.05% | 7.50% |
| INE975F07IS6 | 8.37% Kotak Mahindra Investments Limited** | CRISIL AAA | 500 | 505.49 | 3.64% | 7.85% |
| INE134E08JI0 | 7.74% Power Finance Corporation Limited | CRISIL AAA | 50 | 503.24 | 3.62% | 7.49% |
| INE557F08FZ1 | 7.59% National Housing Bank | CRISIL AAA | 500 | 502.72 | 3.62% | 7.34% |
| INE296A07TC9 | 8.12% Bajaj Finance Limited** | CRISIL AAA | 500 | 502.40 | 3.61% | 7.85% |
| INE053F07AD1 | 7.54% Indian Railway Finance Corporation Limited** | CRISIL AAA | 50 | 502.17 | 3.61% | 7.34% |
| INE916DA7RX0 | 7.99% Kotak Mahindra Prime Limited** | CRISIL AAA | 50 | 501.39 | 3.61% | 7.84% |
| INE020B08FF1 | 7.56% REC Limited** | ICRA AAA | 500 | 500.58 | 3.60% | 7.48% |
| | **Subtotal** | | | **13,232.50** | **95.20%** | |
| | **(b) Privately placed / Unlisted** | | | **NIL** | **NIL** | **NIL** |
| | **Subtotal** | | | **NIL** | **NIL** | **NIL** |
| | **(c) Securitised Debt** | | | | | |
| | **Subtotal** | | | **NIL** | **NIL** | |
| | **Total** | | | **13,232.50** | **95.20%** | |
| | **Money Market Instruments** | | | | | |
| | **Triparty Repo/ Reverse Repo Instrument** | | | | | |
| | Triparty Repo | | | 472.74 | 3.40% | |
| | **Total** | | | **472.74** | **3.40%** | |
| | **OTHERS** | | | | | |
| | Cash Margin - CCIL | | | 2.51 | 0.02% | |
| | **Total** | | | **2.51** | **0.02%** | |
| | **Net Current Assets** | | | **195.84** | **1.38%** | |
| | **GRAND TOTAL** | | | **13,903.59** | **100.00%** | |

**** Non Traded Securities/Illiquid Securities**

**SCHEME RISK-O-METER**

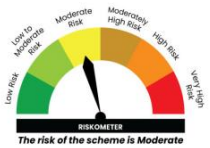


***The risk of the scheme is Moderate***

**BENCHMARK NAME - CRISIL-IBX AAA FINANCIAL SERVICES INDEX – JAN 2028**
**BENCHMARK RISK-O-METER**

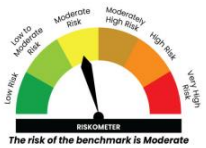


***The risk of the benchmark is Moderate***

Data Classification: Public

**Nippon India CRISIL - IBX AAA Financial Services - Dec 2026 Index Fund An open-ended Target Maturity Index Fund investing in constituents of CRISIL IBX AAA Financial Services Index – Dec 2026. A Moderate Interest Rate Risk and Relatively Low Credit Risk**

Index

**Monthly Portfolio Statement as on January 31,2025**

| ISIN | Name of the Instrument | Industry / Rating | Quantity | Market/Fair Value ( Rs. in Lacs) | % to NAV | YIELD |
|---|---|---|---|---|---|---|
| | **Debt Instruments** | | | | | |
| | **(a) Listed / awaiting listing on Stock Exchange** | | | | | |
| | **Non Convertible Debentures** | | | | | |
| INE756I07DX5 | 6.35% HDB Financial Services Limited** | CRISIL AAA | 70 | 683.60 | 8.88% | 7.92% |
| INE916DA7SL3 | 8.09% Kotak Mahindra Prime Limited** | CRISIL AAA | 500 | 501.85 | 6.52% | 7.83% |
| INE660A07RQ0 | 8.04% Sundaram Finance Limited** | CRISIL AAA | 500 | 501.58 | 6.52% | 7.80% |
| INE296A077B1 | 8.1% Bajaj Finance Limited** | CRISIL AAA | 500 | 501.19 | 6.51% | 7.86% |
| INE377Y07490 | 7.98% Bajaj Housing Finance Limited** | CRISIL AAA | 500 | 500.81 | 6.51% | 7.82% |
| INE115A07KE6 | 7.9% LIC Housing Finance Limited** | CRISIL AAA | 50 | 500.66 | 6.51% | 7.76% |
| INE033L07IC6 | 7.84% Tata Capital Housing Finance Limited | CRISIL AAA | 500 | 500.17 | 6.50% | 7.80% |
| INE020B08FC8 | 7.7% REC Limited** | ICRA AAA | 500 | 499.93 | 6.50% | 7.61% |
| INE556F08KJ7 | 7.55% Small Industries Dev Bank of India | CRISIL AAA | 500 | 499.24 | 6.49% | 7.61% |
| INE134E08IK8 | 7.56% Power Finance Corporation Limited** | CRISIL AAA | 50 | 499.23 | 6.49% | 7.62% |
| INE916DA7RS0 | 7.48% Kotak Mahindra Prime Limited** | CRISIL AAA | 50 | 497.05 | 6.46% | 7.85% |
| INE891K07721 | 6.8% Axis Finance Limited** | CRISIL AAA | 50 | 490.47 | 6.37% | 7.96% |
| INE860H07HN9 | 6.55% Aditya Birla Finance Limited** | ICRA AAA | 50 | 490.44 | 6.37% | 7.93% |
| INE975F07IM9 | 8.04% Kotak Mahindra Investments Limited** | CRISIL AAA | 400 | 400.97 | 5.21% | 7.84% |
| INE261F08EA6 | 7.5% National Bank For Agriculture and Rural Development | CRISIL AAA | 300 | 299.28 | 3.89% | 7.62% |
| | **Subtotal** | | | **7,366.47** | **95.73%** | |
| | **(b) Privately placed / Unlisted** | | | **NIL** | **NIL** | **NIL** |
| | **Subtotal** | | | **NIL** | **NIL** | **NIL** |
| | **(c) Securitised Debt** | | | | | |
| | **Subtotal** | | | **NIL** | **NIL** | |
| | **Total** | | | **7,366.47** | **95.73%** | |
| | **Money Market Instruments** | | | | | |
| | **Triparty Repo/ Reverse Repo Instrument** | | | | | |
| | Triparty Repo | | | 98.34 | 1.28% | |
| | **Total** | | | **98.34** | **1.28%** | |
| | **OTHERS** | | | | | |
| | Cash Margin - CCIL | | | 0.53 | 0.01% | |
| | **Total** | | | **0.53** | **0.01%** | |
| | **Net Current Assets** | | | **229.94** | **2.98%** | |
| | **GRAND TOTAL** | | | **7,695.28** | **100.00%** | |

**** Non Traded Securities/Illiquid Securities**

**SCHEME RISK-O-METER**

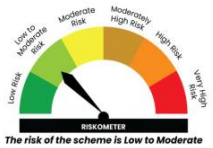


***The risk of the scheme is Low to Moderate***

**BENCHMARK NAME - CRISIL-IBX AAA FINANCIAL SERVICES INDEX – DEC 2026**
**BENCHMARK RISK-O-METER**

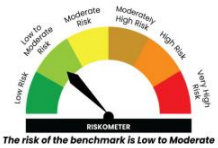


***The risk of the benchmark is Low to Moderate***

Data Classification: Public

**Nippon India Nifty Auto**
**Index Fund**
**An open-ended scheme replicating/tracking Nifty Auto Index**

Index

**Monthly Portfolio Statement as on January 31,2025**

| ISIN | Name of the Instrument | Industry / Rating | Quantity | Market/Fair Value ( Rs. in Lacs) | % to NAV | YIELD |
|---|---|---|---|---|---|---|
| | **Equity & Equity related** | | | | | |
| | **(a) Listed / awaiting listing on Stock Exchanges** | | | | | |
| INE101A01026 | Mahindra & Mahindra Limited | Automobiles | 28,779 | 860.45 | 24.77% | |
| INE585B01010 | Maruti Suzuki India Limited | Automobiles | 4,278 | 526.65 | 15.16% | |
| INE155A01022 | Tata Motors Limited | Automobiles | 68,139 | 487.94 | 14.05% | |
| INE917I01010 | Bajaj Auto Limited | Automobiles | 3,607 | 319.14 | 9.19% | |
| INE066A01021 | Eicher Motors Limited | Automobiles | 4,473 | 232.34 | 6.69% | |
| INE494B01023 | TVS Motor Company Limited | Automobiles | 7,624 | 187.39 | 5.39% | |
| INE158A01026 | Hero MotoCorp Limited | Automobiles | 4,214 | 182.85 | 5.26% | |
| INE775A01035 | Samvardhana Motherson International Limited | Auto Components | 95,819 | 135.35 | 3.90% | |
| INE465A01025 | Bharat Forge Limited | Auto Components | 8,498 | 104.02 | 2.99% | |
| INE208A01029 | Ashok Leyland Limited | Agricultural, Commercial & Construction Vehicles | 46,499 | 100.82 | 2.90% | |
| INE323A01026 | Bosch Limited | Auto Components | 282 | 81.02 | 2.33% | |
| INE883A01011 | MRF Limited | Auto Components | 66 | 75.00 | 2.16% | |
| INE787D01026 | Balkrishna Industries Limited | Auto Components | 2,609 | 72.30 | 2.08% | |
| INE302A01020 | Exide Industries Limited | Auto Components | 14,773 | 55.32 | 1.59% | |
| INE438A01022 | Apollo Tyres Limited | Auto Components | 10,804 | 47.25 | 1.36% | |
| | **Subtotal** | | | **3,467.84** | **99.82%** | |
| | **(b) UNLISTED** | | | **NIL** | **NIL** | **NIL** |
| | **Subtotal** | | | **NIL** | **NIL** | **NIL** |
| | **Total** | | | **3,467.84** | **99.82%** | |
| | **Money Market Instruments** | | | | | |
| | **Triparty Repo/ Reverse Repo Instrument** | | | | | |
| | Triparty Repo | | | 17.24 | 0.50% | |
| | **Total** | | | **17.24** | **0.50%** | |
| | **OTHERS** | | | | | |
| | Cash Margin - CCIL | | | 0.21 | 0.01% | |
| | **Total** | | | **0.21** | **0.01%** | |
| | **Net Current Assets** | | | **(11.69)** | **-0.33%** | |
| | **GRAND TOTAL** | | | **3,473.60** | **100.00%** | |

**SCHEME RISK-O-METER**

**BENCHMARK NAME - NIFTY AUTO TRI**
**BENCHMARK RISK-O-METER**

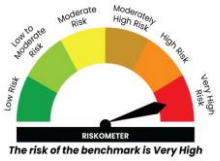

Data Classification: Public

**Nippon India Nifty Realty**
**Index Fund**
**An open-ended scheme replicating/tracking Nifty Realty Index**

Index

**Monthly Portfolio Statement as on January 31,2025**

| ISIN | Name of the Instrument | Industry / Rating | Quantity | Market/Fair Value ( Rs. in Lacs) | % to NAV | YIELD |
|---|---|---|---|---|---|---|
| | **Equity & Equity related** | | | | | |
| | **(a) Listed / awaiting listing on Stock Exchanges** | | | | | |
| INE271C01023 | DLF Limited | Realty | 53,273 | 396.91 | 21.59% | |
| INE484J01027 | Godrej Properties Limited | Realty | 12,526 | 291.79 | 15.87% | |
| INE670K01029 | Macrotech Developers Limited | Realty | 23,145 | 278.78 | 15.16% | |
| INE211B01039 | The Phoenix Mills Limited | Realty | 15,482 | 254.18 | 13.83% | |
| INE811K01011 | Prestige Estates Projects Limited | Realty | 14,005 | 190.40 | 10.36% | |
| INE093I01010 | Oberoi Realty Limited | Realty | 9,771 | 177.11 | 9.63% | |
| INE791I01019 | Brigade Enterprises Limited | Realty | 11,469 | 134.31 | 7.31% | |
| INE671H01015 | Sobha Limited | Realty | 3,372 | 44.71 | 2.43% | |
| INE301A01014 | Raymond Limited | Realty | 2,775 | 41.94 | 2.28% | |
| INE813A01018 | Mahindra Lifespace Developers Limited | Realty | 6,259 | 26.17 | 1.42% | |
| | **Subtotal** | | | **1,836.30** | **99.88%** | |
| | **(b) UNLISTED** | | | **NIL** | **NIL** | **NIL** |
| | **Subtotal** | | | **NIL** | **NIL** | **NIL** |
| | **Total** | | | **1,836.30** | **99.88%** | |
| | **Money Market Instruments** | | | | | |
| | **Triparty Repo/ Reverse Repo Instrument** | | | | | |
| | Triparty Repo | | | 26.46 | 1.44% | |
| | **Total** | | | **26.46** | **1.44%** | |
| | **OTHERS** | | | | | |
| | Cash Margin - CCIL | | | 0.26 | 0.01% | |
| | **Total** | | | **0.26** | **0.01%** | |
| | **Net Current Assets** | | | **(24.45)** | **-1.33%** | |
| | **GRAND TOTAL** | | | **1,838.57** | **100.00%** | |

**SCHEME RISK-O-METER**
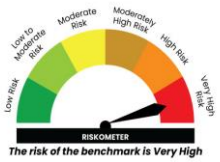
**BENCHMARK NAME - NIFTY REALTY TRI**
**BENCHMARK RISK-O-METER**