

**NIIT Limited**

Registered Office:  
Plot No 85, Sector 32,  
Institutional Area,  
Gurugram 122 001,  
(Haryana) India  
Tel: +91 (124) 4293000  
Fax: +91 (124) 4293333  
Email: info@niit.com

CIN: L74899HR1981PLC107123

www.niit.com

October 25, 2024

**The Manager  
BSE Limited**

Phiroze Jeejeebhoy Towers,  
Dalal Street, Mumbai 400 001

**The Manager**

**National Stock Exchange of India Limited**  
Exchange Plaza, Bandra Kurla Complex  
Bandra (E), Mumbai – 400 051

**Subject : Submission of Unaudited Financial Results for the quarter and half year ended  
September 30, 2024**

**Scrip Code : BSE – 500304; NSE – NIITLTD**

Dear Sir,

This is to bring to your kind attention that the Board of Directors of the Company in its meeting held on October 25, 2024 (which commenced at 11:44 a.m. and concluded at 12:48 p.m.) has, inter-alia, approved both Consolidated and Standalone Unaudited Financial Results of the Company for the quarter and half year ended September 30, 2024 ("Results") along with Limited Review Reports of the Statutory Auditors.

A copy of the said Results along with Limited Review Reports is enclosed herewith, for your information and records.

Further members may note that the Trading Window for dealing in the securities of the Company shall open for all Designated Persons and their immediate relatives with effect from October 28, 2024.

You are requested to take note of the same and inform your members accordingly.

Thanking you,  
**Yours sincerely,**  
For NIIT Limited

**Arpita B Malhotra**  
**Company Secretary &**  
**Compliance Officer**

Encls. : a/a

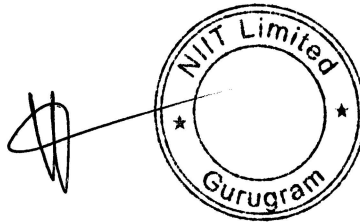
**NIIT Limited**

Regd Office : Plot No. 85, Sector - 32, Institutional Area, Gurugram - 122001 (Haryana) India  
 Tel : +91 (124) 4293000 Fax : +91 (124) 4293333 Website : http://www.niit.com  
 Corporate Identity Number : L74899HR1981PLC107123  
 Email : investors@niit.com

Statement of Unaudited Financial Results for the quarter and half year ended September 30, 2024

(Rs. in Millions, except per share data)

Consolidated Financial Results						
Particulars	3 months ended September 30, 2024	Preceding 3 months ended June 30, 2024	Corresponding 3 months ended September 30, 2023	Year to date figures for the current period ended September 30, 2024	Year to date figures for the previous period ended September 30, 2023	Previous year ended March 31, 2024
	Unaudited	Unaudited	Unaudited	Unaudited	Unaudited (Refer note 6)	Audited (Refer note 6)
(1)	(2)	(3)	(4)	(5)	(6)	(7)
<b>1 Income</b>						
a) Revenue from operations	907.12	824.75	814.06	1,731.87	1,439.53	3,034.72
b) Other income	222.67	167.54	147.98	390.21	305.67	647.65
<b>Total income</b>	<b>1,129.79</b>	<b>992.29</b>	<b>962.04</b>	<b>2,122.08</b>	<b>1,745.20</b>	<b>3,682.37</b>
<b>2 Expenses</b>						
a) Purchase of stock-in-trade	50.85	41.56	22.20	92.41	54.16	118.96
b) Changes in inventories of stock-in-trade	(7.80)	(1.53)	4.40	(9.33)	(3.40)	(3.60)
c) Employee benefits expense	353.99	316.86	344.11	670.85	716.75	1,376.58
d) Professional & technical outsourcing expenses	293.15	246.61	205.71	539.76	367.56	764.24
e) Finance costs	3.55	3.53	3.12	7.08	6.17	14.09
f) Depreciation and amortisation expenses	56.53	55.50	44.90	112.03	85.47	183.50
g) Other expenses	227.48	232.22	223.29	459.70	368.70	766.58
<b>Total expenses</b>	<b>977.75</b>	<b>894.75</b>	<b>847.73</b>	<b>1,872.50</b>	<b>1,595.41</b>	<b>3,220.35</b>
<b>3 Profit before Exceptional items and tax (1-2)</b>	<b>152.04</b>	<b>97.54</b>	<b>114.31</b>	<b>249.58</b>	<b>149.79</b>	<b>462.02</b>
<b>4 Exceptional items (net) (Refer note 4)</b>	-	-	-	-	(2.91)	(2.91)
<b>5 Profit before tax (3+4)</b>	<b>152.04</b>	<b>97.54</b>	<b>114.31</b>	<b>249.58</b>	<b>146.88</b>	<b>459.11</b>
<b>6 Tax expense</b>						
-Current tax	25.62	15.97	13.47	41.59	18.51	51.80
-Deferred tax (credit) / charge	(7.41)	(1.21)	(6.37)	(8.62)	(4.57)	8.17
<b>Total tax expense</b>	<b>18.21</b>	<b>14.76</b>	<b>7.10</b>	<b>32.97</b>	<b>13.94</b>	<b>59.97</b>
<b>7 Profit after tax from continuing operations (5-6)</b>	<b>133.83</b>	<b>82.78</b>	<b>107.21</b>	<b>216.61</b>	<b>132.94</b>	<b>399.14</b>
<b>8 Loss after tax from discontinued operations (Refer note 7)</b>	<b>(12.42)</b>	<b>(0.83)</b>	<b>(1.08)</b>	<b>(13.25)</b>	<b>(2.48)</b>	<b>(4.18)</b>
<b>9 Profit after tax attributable to (7+8)</b>	<b>121.41</b>	<b>81.95</b>	<b>106.13</b>	<b>203.36</b>	<b>130.46</b>	<b>394.96</b>
Owners of Parent Company	118.34	77.57	106.41	195.91	128.25	383.61
Non Controlling Interests	3.07	4.38	(0.28)	7.45	2.21	11.35
<b>10 Other comprehensive income / (loss) (net of tax)</b>						
(i) Items that will not be reclassified subsequently to profit or loss						
a) Remeasurement of the defined benefit obligation	4.43	(1.61)	5.76	2.82	(7.32)	2.27
b) Income tax effect	0.01	-	(1.45)	0.01	1.84	(0.57)
	<b>4.44</b>	<b>(1.61)</b>	<b>4.31</b>	<b>2.83</b>	<b>(5.48)</b>	<b>1.70</b>
(ii) Items that will be reclassified subsequently to profit or loss						
a) Exchange differences on translation of foreign operations	12.24	(2.17)	2.36	10.07	(16.16)	(14.73)
	<b>12.24</b>	<b>(2.17)</b>	<b>2.36</b>	<b>10.07</b>	<b>(16.16)</b>	<b>(14.73)</b>
<b>Total (i+ii)</b>	<b>16.68</b>	<b>(3.78)</b>	<b>6.67</b>	<b>12.90</b>	<b>(21.64)</b>	<b>(13.03)</b>
<b>11 Total comprehensive income (9+10)</b>	<b>138.09</b>	<b>78.17</b>	<b>112.80</b>	<b>216.26</b>	<b>108.82</b>	<b>381.93</b>
Attributable to :						
Owners of Parent Company	135.02	73.79	113.08	208.81	106.61	370.58
Non Controlling Interests	3.07	4.38	(0.28)	7.45	2.21	11.35
<b>12 Paid-up equity share capital (Face value of Rs. 2 each, fully paid)</b>	<b>270.73</b>	<b>270.57</b>	<b>269.45</b>	<b>270.73</b>	<b>269.45</b>	<b>270.14</b>
<b>13 Reserves excluding revaluation reserves</b>						<b>10,065.97</b>
<b>14 Earnings Per Share attributable to equity shareholders of parent for Continuing Operations (in Rs.): (Face value of Rs. 2/-) (Not annualised)</b>						
- Basic	0.97	0.58	0.80	1.55	0.97	2.88
- Diluted	0.96	0.57	0.79	1.53	0.96	2.84
<b>15 Loss Per Share attributable to equity shareholders of parent for Discontinued Operations (in Rs.): (Face value of Rs. 2/-) (Not annualised)</b>						
- Basic	(0.09)	(0.01)	(0.01)	(0.10)	(0.02)	(0.03)
- Diluted	(0.09)	(0.01)	(0.01)	(0.10)	(0.02)	(0.03)
<b>16 Earnings Per Share attributable to equity shareholders of parent for Continuing and Discontinued Operations (in Rs.): (Face value of Rs. 2/-) (Not annualised)</b>						
- Basic	0.88	0.57	0.79	1.45	0.95	2.85
- Diluted	0.87	0.56	0.78	1.43	0.94	2.81



*Handwritten initials/signature*

## NIIT Limited

Regd Office : Plot No. 85, Sector - 32, Institutional Area, Gurugram - 122001 (Haryana) India  
Tel : +91 (124) 4293000 Fax : +91 (124) 4293333 Website : http://www.niit.com  
Corporate Identity Number : L74899HR1981PLC107123  
Email : investors@niit.com

(Rs. in Millions)

<b>Consolidated Statement of Assets and Liabilities</b>		
<b>Particulars</b>	<b>As at</b>	
	<b>September 30, 2024</b>	<b>March 31, 2024</b>
	<b>Unaudited</b>	<b>Audited</b>
<b>ASSETS</b>		
<b>Non-current assets</b>		
Property, plant and equipment	1,385.74	1,382.09
Capital work-in-progress	16.65	8.05
Investment property	0.56	0.56
Goodwill	835.23	835.23
Other Intangible assets	303.28	303.72
Right-of-use assets	66.64	76.10
Intangible assets under development	241.73	147.07
<b>Financial assets</b>		
Other financial assets	65.83	16.40
Deferred tax assets (net)	164.83	164.71
Income tax assets (net)	550.97	572.12
Other non-current assets	0.48	5.71
<b>Total non-current assets</b>	<b>3,631.94</b>	<b>3,511.76</b>
<b>Current assets</b>		
Inventories	19.88	10.55
<b>Financial assets</b>		
Investments	6,205.00	5,863.36
Trade receivables	510.58	382.07
Cash and cash equivalents	375.85	388.49
Bank balances other than above	221.99	608.32
Other financial assets	864.38	728.18
Other current assets	72.65	141.63
<b>Total current assets</b>	<b>8,270.33</b>	<b>8,122.60</b>
<b>TOTAL ASSETS</b>	<b>11,902.27</b>	<b>11,634.36</b>
<b>EQUITY AND LIABILITIES</b>		
<b>EQUITY</b>		
Equity share capital	270.73	270.14
Other equity	10,210.35	10,065.97
<b>Equity attributable to owners of NIIT Limited</b>		
Non-controlling interests	60.30	52.85
<b>TOTAL EQUITY</b>	<b>10,541.38</b>	<b>10,388.96</b>
<b>LIABILITIES</b>		
<b>Non-current liabilities</b>		
<b>Financial liabilities</b>		
Borrowings	3.28	-
Lease Liabilities	53.86	63.43
Other financial liabilities	23.34	34.88
Provisions	0.72	0.66
Other non-current liabilities	9.96	11.34
<b>Total non-current liabilities</b>	<b>91.16</b>	<b>110.31</b>
<b>Current liabilities</b>		
<b>Financial liabilities</b>		
Borrowings	2.99	-
Lease Liabilities	21.02	19.38
Trade payables	16.45	15.91
(a) Total outstanding dues of micro enterprises and small enterprises	519.75	393.20
(b) Total outstanding dues of creditors other than micro enterprises and small enterprises	228.93	247.45
Other financial liabilities	228.93	247.45
Other current liabilities	323.66	321.94
Provisions	150.26	134.92
Income tax liabilities (net)	6.67	2.29
<b>Total current liabilities</b>	<b>1,269.73</b>	<b>1,135.09</b>
<b>TOTAL LIABILITIES</b>	<b>1,360.89</b>	<b>1,245.40</b>
<b>TOTAL EQUITY AND LIABILITIES</b>	<b>11,902.27</b>	<b>11,634.36</b>



R/S

[Handwritten Signature]

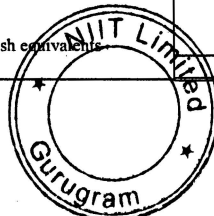
## NIIT Limited

Regd Office : Plot No. 85, Sector - 32, Institutional Area, Gurugram - 122001 (Haryana) India  
Tel : +91 (124) 4293000 Fax : +91 (124) 4293333 Website : http://www.niit.com  
Corporate Identity Number : L74899HR1981PLC107123  
Email : investors@niit.com

### Consolidated Statement of Cash Flows

(Rs. in Millions)

Particulars	Period ended		Year ended
	September 30, 2024	September 30, 2023	March 31, 2024
	Unaudited	Unaudited	Audited
<b>A. CASH FLOW FROM OPERATING ACTIVITIES:</b>			
<b>Profit/ (Loss) before exceptional items and tax</b>			
From Continuing Operations	249.58	149.79	462.02
From Discontinued Operations	(3.75)	(2.48)	(4.18)
<b>Adjustments to reconcile profit before tax to net cash flows</b>			
Depreciation and Amortisation expenses	112.04	85.47	183.50
Advances from Customers written back	(0.43)	(0.03)	(0.51)
Finance Costs	4.88	4.57	9.75
Interest income from deposits with Banks and Financial Institutions	(35.32)	(33.99)	(70.08)
Unwinding of interest income on security deposit given	(0.28)	(0.40)	(0.77)
Unwinding of deferred income on security deposit /advances received	(1.38)	(0.12)	(2.08)
Gain on termination of leases (net)	-	(5.28)	(7.32)
Gain on sale/ disposal of Property, Plant and Equipment and Intangible assets (net)	(1.10)	(0.78)	(1.04)
Net gain on changes in fair value of investments through profit and loss	(252.27)	(210.43)	(427.02)
Fair value loss on contingent consideration	2.20	1.60	4.34
Allowance for expected credit loss (net of reversal)	(2.03)	8.82	5.37
Bad Debts written off	-	-	5.91
Allowance for doubtful advances and other receivables (net of reversal)	-	(0.06)	1.96
Allowance for expected credit loss on Unbilled Revenue (net of reversal)	-	(0.92)	(1.60)
Allowance for Slow/ Non-moving Inventory (net of reversal)	0.18	(1.75)	(0.07)
Unrealised Foreign Exchange (Gain) / Loss (net)	(0.16)	0.05	0.76
Share based payment Expense	5.55	24.43	42.92
<b>Operating cash flows before working capital changes</b>	<b>77.71</b>	<b>18.49</b>	<b>201.86</b>
<b>Changes in Assets and Liabilities</b>			
(Decrease)/ Increase in Trade Payables	127.07	136.78	41.40
(Decrease)/ Increase in Other Non Current Financial Liabilities	(0.25)	184.36	28.94
(Decrease)/ Increase in Other Non Current Liabilities	-	-	(0.79)
(Decrease)/ Increase in Other Current Liabilities	2.15	(17.16)	(135.89)
(Decrease)/ Increase in Other Current Financial Liabilities	(23.60)	(108.75)	51.84
(Decrease)/ Increase in Short-Term Provisions	18.16	23.73	7.81
(Increase)/ Decrease in Trade Receivables	(126.30)	(132.04)	(88.01)
(Increase)/ Decrease in Inventories	(9.51)	(1.65)	(3.53)
(Increase)/ Decrease in Other Non Current Assets	(0.34)	0.41	0.58
(Increase)/ Decrease in Other Current Assets	68.98	40.96	(16.63)
(Increase)/ Decrease in Other Current Financial Assets	(95.72)	(247.83)	141.54
(Increase)/ Decrease in Other Non Current Financial Assets	(1.34)	3.14	(2.82)
<b>Net cash flows from / (used in) operations before tax</b>	<b>37.01</b>	<b>(99.56)</b>	<b>226.30</b>
Direct Tax- (paid including TDS)/ refund received (net)	(17.05)	(30.81)	(123.96)
<b>Net Cash flows from / (used in) Operating activities before Exceptional Items</b>	<b>19.96</b>	<b>(130.37)</b>	<b>102.34</b>
Exceptional Expenses in relation to Scheme of arrangement	-	(9.24)	(9.95)
<b>Net Cash flows from / (used in) operating activities (A)</b>	<b>19.96</b>	<b>(139.61)</b>	<b>92.39</b>
<b>B. CASH FLOW FROM INVESTING ACTIVITIES:</b>			
Purchase of Property, Plant and Equipment (including Capital Work-in-progress, internally generated Intangible Assets and Capital Advances)	(206.25)	(154.02)	(329.58)
Proceeds from sale of Property, Plant and Equipment	4.05	2.01	3.45
Encashment of Fixed Deposits from Banks (net)	312.95	40.17	11.33
Encashment of Deposits from Financial Institutions (net)	-	250.00	190.00
Proceeds from sale of mutual funds	1,133.58	882.80	1,307.34
Purchase of mutual funds	(1,222.95)	(941.94)	(1,209.00)
Interest received from deposits with Banks and Financial Institutions	38.34	67.46	79.84
<b>Net Cash flows from Investing activities (B)</b>	<b>59.72</b>	<b>146.48</b>	<b>53.38</b>
<b>C. CASH FLOW FROM FINANCING ACTIVITIES:</b>			
Proceeds from issue of shares under Employee stock option scheme	12.97	6.06	21.70
Share application money received	-	5.90	-
Payment of principle portion of lease liabilities	(9.32)	(12.51)	(22.50)
Payment of interest on lease liabilities	(3.41)	(4.21)	(7.77)
Interest paid	(0.01)	(0.22)	(0.22)
Purchase of shares from non controlling interests	-	(150.00)	(150.00)
Dividend paid to equity share holders of Parent Company	(101.59)	-	(67.38)
<b>Net Cash used in Financing activities (C)</b>	<b>(101.36)</b>	<b>(154.98)</b>	<b>(226.17)</b>
<b>Net Decrease in cash &amp; cash equivalents (A) + (B) + (C)</b>	<b>(21.68)</b>	<b>(148.11)</b>	<b>(80.40)</b>
<b>Cash and Cash equivalents as at the beginning of the year</b>	<b>388.49</b>	<b>487.91</b>	<b>487.91</b>
Exchange difference on translation of foreign currency cash and cash equivalents	9.04	(13.88)	(19.02)
<b>Cash and cash equivalents as at the end of the period / year</b>	<b>375.85</b>	<b>325.92</b>	<b>388.49</b>






## NIIT Limited


Regd Office : Plot No. 85, Sector - 32, Institutional Area, Gurugram - 122001 (Haryana) India  
Tel : +91 (124) 4293000 Fax : +91 (124) 4293333 Website : <http://www.niit.com>  
Corporate Identity Number : L74899HR1981PLC107123  
Email : [investors@niit.com](mailto:investors@niit.com)

### Notes to the Consolidated Financial Results :-

- 1 The above results were reviewed and recommended by Audit Committee and approved by the Board of Directors at its meeting held on October 25, 2024.
- 2 The consolidated financial results have been prepared in accordance with applicable Indian Accounting Standards as prescribed under section 133 of the Companies Act 2013 read with rule 3 of the Companies (Indian Accounting Standards) Rules 2015 (as amended) and presented in accordance with the requirements of Regulation 33 of the SEBI (Listing Obligations and Disclosure Requirements) Regulations, 2015 (as amended), ("Listing Regulations").
- 3 During the quarter, under the NIIT Employee Stock Option Plan 2005 (ESOP-2005), 79,912 equity shares were issued, 84,669 options lapsed and 7,992,335 options remained outstanding as on September 30, 2024. Additionally, the Group has granted 995,000 stock options to eligible employees under the NIIT Employee Stock Option Plan 2005 (ESOP 2005), with an exercise price of Rs. 127.59 per option, on July 29, 2024 and 10,000 stock options lapsed/cancelled. Subsequent to the quarter, the Group has granted 650,000 stock options to the eligible employees at an exercise price of Rs. 159.18 per option on October 24, 2024.
- 4 Exceptional items amounting to Rs. 2.91 Million for the six months ended September 30, 2023, and year ended March 31, 2024 relates to expenses incurred on account of Scheme of Arrangement (Refer note 6 below).
- 5 The Group is engaged in providing Education & Training Services in a single segment. Based on "Management Approach", as defined in Ind AS 108 – Operating Segments, the Chief Executive Officer and Chief Financial Officer of the Holding Company are considered as Chief Operating Decision Makers (CODM) who evaluate the performance and allocate resources based on the analysis of performance of the Group as a whole. Its operations are, therefore, considered to constitute a single segment.
- 6 The National Company Law Tribunal (NCLT), Chandigarh Bench vide Order dated May 19, 2023 sanctioned the Composite Scheme of Arrangement (Approved by the board of directors of the Holding Company on January 28, 2022). The Scheme became effective on May 24, 2023 upon filing of the certified copies of the NCLT order, sanctioning the Scheme with the respective jurisdictional Registrar of Companies. Pursuant to the Scheme becoming effective, the CLG Business Undertaking is demerged from NIIT Limited ("NIIT") and transferred to and vested in NIIT Learning Systems Limited ("NLSL") with effect from April 1, 2022 i.e. the Appointed Date. Accordingly, the effect of the demerger accounting was given in the financial results of previous periods in accordance with the accounting treatment prescribed in the Scheme and relevant accounting principles. Legal, professional and other expenses relating to the Scheme were recognized as an exceptional item in financial results.  
  
The Holding Company had transferred specific income, expenses, assets, liabilities and reserves of CLG Business Undertaking w.e.f. Appointed Date till Effective Date based on the allocation as prescribed in the Scheme and with respect to common items, the allocations were approved by the Board of Directors of the Holding Company.
- 7 The Group decided not to pursue certain new skills contracts and also decided to discontinue operations post completion of continuing commitments transferred from NIIT Yuva Jyoti Limited during financial year 2019-20. Accordingly as per provisions of Ind AS 105 - 'Non-current assets held for sale and Discontinued Operations', the net results i.e. revenue minus expenses (including taxes) from such operations have been disclosed separately as loss from discontinued operations.
- 8 Previous period/ year figures have been regrouped/ reclassified, to conform to current period's classification, wherever required.

Place : Gurugram

Date : October 25, 2024



By order of the Board  
For NIIT Limited

Vijay K Thadani

Vice-Chairman & Managing Director

**Independent Auditor's Review Report on the Quarterly and Year to Date Unaudited Consolidated Financial Results of the Company Pursuant to the Regulation 33 of the SEBI (Listing Obligations and Disclosure Requirements) Regulations, 2015, as amended****Review Report to  
The Board of Directors  
NIIT Limited**

1. We have reviewed the accompanying Statement of Unaudited Consolidated Financial Results of NIIT Limited (the "Holding Company") and its subsidiaries (the Holding Company and its subsidiaries together referred to as "the Group") for the quarter ended September 30, 2024 and year to date from April 01, 2024 to September 30, 2024 (the "Statement") attached herewith, being submitted by the Holding Company pursuant to the requirements of Regulation 33 of the SEBI (Listing Obligations and Disclosure Requirements) Regulations, 2015, as amended (the "Listing Regulations").
2. The Holding Company's Management is responsible for the preparation of the Statement in accordance with the recognition and measurement principles laid down in Indian Accounting Standard 34, (Ind AS 34) "Interim Financial Reporting" prescribed under Section 133 of the Companies Act, 2013 as amended, read with relevant rules issued thereunder and other accounting principles generally accepted in India and in compliance with Regulation 33 of the Listing Regulations. The Statement has been approved by the Holding Company's Board of Directors. Our responsibility is to express a conclusion on the Statement based on our review.
3. We conducted our review of the Statement in accordance with the Standard on Review Engagements (SRE) 2410, "Review of Interim Financial Information Performed by the Independent Auditor of the Entity" issued by the Institute of Chartered Accountants of India. This standard requires that we plan and perform the review to obtain moderate assurance as to whether the Statement is free of material misstatement. A review of interim financial information consists of making inquiries, primarily of persons responsible for financial and accounting matters, and applying analytical and other review procedures. A review is substantially less in scope than an audit conducted in accordance with Standards on Auditing and consequently does not enable us to obtain assurance that we would become aware of all significant matters that might be identified in an audit. Accordingly, we do not express an audit opinion.

We also performed procedures in accordance with the Circular No. CIR/CFD/CMD1/44/2019 dated March 29, 2019 issued by the Securities and Exchange Board of India under Regulation 33(8) of the Listing Regulations, to the extent applicable.

4. The Statement includes the results of the entities listed in Annexure A.
5. Based on our review conducted and procedures performed as stated in paragraph 3 above and based on the consideration of the review reports of other auditors referred to in paragraph 6 below, nothing has come to our attention that causes us to believe that the accompanying Statement, prepared in accordance with recognition and measurement principles laid down in the aforesaid Indian Accounting Standards ('Ind AS') specified under Section 133 of the Companies Act, 2013, as amended, read with relevant rules issued thereunder and other accounting principles generally accepted in India, has not disclosed the information required to be disclosed in terms of the Listing Regulations, including the manner in which it is to be disclosed, or that it contains any material misstatement.
6. The accompanying Statement includes the unaudited interim financial results, in respect of four subsidiaries, whose unaudited interim financial results include total assets of Rs. 785.59 million as at September 30, 2024, total revenues of Rs. 94.32 million and Rs. 244.02 million, total net loss after tax of Rs. 29.04 million and Rs. 33.96 million, total comprehensive loss of Rs. 29.04 million and Rs. 33.96 million, for the quarter ended September 30, 2024, and the period ended on that date respectively, and net cash inflows of Rs. 8.16 million for the period from April 01, 2024, to September 30, 2024, as considered in the Statement which have been reviewed by their respective independent auditors.



# **S.R. BATLIBOI & ASSOCIATES LLP**

Chartered Accountants

The independent auditor's reports on interim financial results of these entities have been furnished to us by the Management and our conclusion on the Statement, in so far as it relates to the amounts and disclosures in respect of these subsidiaries is based solely on the report of such auditors and procedures performed by us as stated in paragraph 3 above.

7. The accompanying Statement includes unaudited interim financial results and other unaudited financial information in respect of one subsidiary, whose interim financial results and other financial information reflect total assets of Rs. 33.36 million as at September 30, 2024, and total revenues of Rs. Nil and Rs. Nil, total net loss after tax of Rs. 0.91 million and Rs. 1.84 million, total comprehensive loss of Rs. 0.91 million and Rs. 1.84 million, for the quarter ended September 30, 2024, and the period ended on that date respectively and net cash outflows of Rs. 1.59 million for the period from April 01, 2024, to September 30, 2024.

The unaudited interim financial results and other unaudited financial information of the subsidiary have not been reviewed by any auditor and have been approved and furnished to us by the Management and our conclusion on the Statement, in so far as it relates to the affairs of the subsidiary is based solely on such unaudited interim financial results and other unaudited financial information. According to the information and explanations given to us by the Management, these interim financial results are not material to the Group.

Our conclusion on the Statement in respect of matters stated in para 6 and 7 above is not modified with respect to our reliance on the work done and the reports of the other auditors and the financial results certified by the Management.

**For S.R. Batliboi & Associates LLP**

Chartered Accountants

ICAI Firm registration number: 101049W/E300004

  
per Yogender Seth

Partner

Membership No.: 094524

UDIN: 24094524BKFOVE3302



Place: Gurugram

Date: October 25, 2024

## **Annexure – A**

List of entities included in the consolidated financial results for the quarter ended and year-to-date ended September 30, 2024:

### **NIIT Limited**

#### **Subsidiaries of NIIT Limited**

1. NIIT Institute of Finance Banking and Insurance Training Limited
2. RPS Consulting Private Limited
3. NIIT Institute of Process Excellence Limited (Liquidation order received on August 11, 2023)
4. NIIT GC Limited, Mauritius
  - 4.1 NIIT China (Shanghai) Limited, Shanghai (subsidiary of entity at serial no. 4)
    - 4.1.1 Chongqing NIIT Business Consulting Co. Limited, China (subsidiary of entity at serial no. 4.1) (formerly known as Chongqing An Dao Education Consulting Limited)
    - 4.1.2 Guizhou NIIT information technology consulting Co., Limited, China (subsidiary of entity at serial no. 4.1) (under process of closing)
    - 4.1.3 NIIT (Guizhou) Education Technology Co., Limited, China (subsidiary of entity at serial no. 4.1)
5. PT NIIT Indonesia, Indonesia (under liquidation)



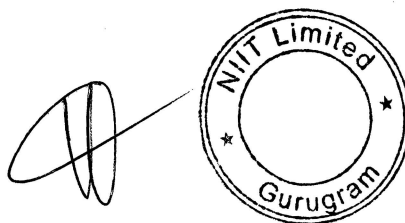
## NIIT Limited

Regd Office : Plot No. 85, Sector - 32, Institutional Area, Gurugram - 122001 (Haryana) India  
Tel : +91 (124) 4293000 Fax : +91 (124) 4293333 Website : http://www.niit.com  
Corporate Identity Number : L74899HR1981PLC107123  
Email : investors@niit.com

Statement of Unaudited Financial Results for the quarter and half year ended September 30, 2024

(Rs. in Millions, except per share data)

Standalone Financial Results						
Particulars	3 months ended September 30, 2024	Preceding 3 months ended June 30, 2024	Corresponding 3 months ended September 30, 2023	Year to date figures for the current period ended September 30, 2024	Year to date figures for the previous period ended September 30, 2023	Previous year ended March 31, 2024
	Unaudited	Unaudited	Unaudited	Unaudited	Unaudited (Refer note 6)	Audited (Refer note 6)
(1)	(2)	(3)	(4)	(5)	(6)	(7)
<b>1 Income</b>						
a) Revenue from operations	356.91	300.28	417.00	657.19	677.74	1,298.19
b) Other income	226.93	177.48	150.60	404.41	313.50	749.89
<b>Total income</b>	<b>583.84</b>	<b>477.76</b>	<b>567.60</b>	<b>1,061.60</b>	<b>991.24</b>	<b>2,048.08</b>
<b>2 Expenses</b>						
a) Purchase of stock-in-trade	0.38	0.35	2.79	0.73	3.17	6.10
b) Changes in inventories of stock-in-trade	-	0.10	(1.85)	0.10	(1.91)	(0.10)
c) Employee benefits expense	211.75	167.52	197.90	379.27	429.42	803.47
d) Professional & technical outsourcing expenses	90.44	64.55	94.90	154.99	165.14	268.08
e) Finance Costs	3.04	3.00	2.24	6.04	4.43	11.30
f) Depreciation and amortisation expenses	39.91	39.06	26.81	78.97	51.26	117.77
g) Other expenses	142.18	145.12	138.70	287.30	214.48	470.53
<b>Total expenses</b>	<b>487.70</b>	<b>419.70</b>	<b>461.49</b>	<b>907.40</b>	<b>865.99</b>	<b>1,677.15</b>
<b>3 Profit before Exceptional Items and Tax (1-2)</b>	<b>96.14</b>	<b>58.06</b>	<b>106.11</b>	<b>154.20</b>	<b>125.25</b>	<b>370.93</b>
<b>4 Exceptional items (net) (Refer note 4)</b>	<b>-</b>	<b>-</b>	<b>-</b>	<b>-</b>	<b>(2.91)</b>	<b>(2.91)</b>
<b>5 Profit before tax (3+4)</b>	<b>96.14</b>	<b>58.06</b>	<b>106.11</b>	<b>154.20</b>	<b>122.34</b>	<b>368.02</b>
<b>6 Tax expense</b>						
-Current tax	1.18	0.75	-	1.93	-	13.57
-Deferred tax charge	-	-	2.09	-	2.65	2.89
<b>Total tax expense</b>	<b>1.18</b>	<b>0.75</b>	<b>2.09</b>	<b>1.93</b>	<b>2.65</b>	<b>16.46</b>
<b>7 Profit after tax from continuing operations (5-6)</b>	<b>94.96</b>	<b>57.31</b>	<b>104.02</b>	<b>152.27</b>	<b>119.69</b>	<b>351.56</b>
<b>8 Loss after tax from discontinued operations (Refer note 7)</b>	<b>(12.42)</b>	<b>(0.83)</b>	<b>(1.08)</b>	<b>(13.25)</b>	<b>(2.48)</b>	<b>(4.18)</b>
<b>9 Profit after tax (7+8)</b>	<b>82.54</b>	<b>56.48</b>	<b>102.94</b>	<b>139.02</b>	<b>117.21</b>	<b>347.38</b>
<b>10 Other comprehensive income/(loss)</b>						
(f) Items that will not be reclassified subsequently to profit or loss						
a) Remeasurement of the defined benefit obligation	4.48	(1.61)	9.33	2.87	(4.41)	5.29
b) Income tax effect	-	-	(2.35)	-	1.11	(1.33)
(ii) Items that will be reclassified subsequently to profit or loss	4.48	(1.61)	6.98	2.87	(3.30)	3.96
	-	-	-	-	-	-
	-	-	-	-	-	-
<b>Total (f+ii)</b>	<b>4.48</b>	<b>(1.61)</b>	<b>6.98</b>	<b>2.87</b>	<b>(3.30)</b>	<b>3.96</b>
<b>11 Total comprehensive income (9+10)</b>	<b>87.02</b>	<b>54.87</b>	<b>109.92</b>	<b>141.89</b>	<b>113.91</b>	<b>351.34</b>
<b>12 Paid-up equity share capital</b> (face value of Rs. 2 each, fully paid)	<b>270.73</b>	<b>270.57</b>	<b>269.45</b>	<b>270.73</b>	<b>269.45</b>	<b>270.14</b>
<b>13 Reserves excluding revaluation reserves</b>						<b>10,012.88</b>
<b>14 Earnings Per Share attributable to shareholders for Continuing Operations</b> (in Rs.): (Face value of Rs. 2/-) (Not annualised)						
- Basic	0.70	0.43	0.77	1.13	0.89	2.61
- Diluted	0.69	0.42	0.77	1.11	0.88	2.58
<b>15 Loss Per Share attributable to shareholders for Discontinued Operations</b> (in Rs.): (Face value of Rs. 2/-) (Not annualised)						
- Basic	(0.09)	(0.01)	(0.01)	(0.10)	(0.02)	(0.03)
- Diluted	(0.09)	(0.01)	(0.01)	(0.10)	(0.02)	(0.03)
<b>16 Earnings Per Share attributable to shareholders for Continuing and Discontinued Operations (in Rs.):</b> (Face value of Rs. 2/-) (Not annualised)						
- Basic	0.61	0.42	0.76	1.03	0.87	2.58
- Diluted	0.60	0.41	0.76	1.01	0.86	2.55



9/2

## NIIT Limited

Regd Office : Plot No. 85, Sector - 32, Institutional Area, Gurugram - 122001 (Haryana) India



Tel : +91 (124) 4293000 Fax : +91 (124) 4293333 Website : <http://www.niit.com>

Corporate Identity Number : L74899HR1981PLC107123

Email : [investors@niit.com](mailto:investors@niit.com)

(Rs. in Millions)

<b>Standalone Statement of Assets and Liabilities</b>			
Particulars	As At		
	September, 30 2024	March 31, 2024	
	Unaudited	Audited	
<b>ASSETS</b>			
<b>Non-current assets</b>			
Property, plant and equipment	1,366.48	1,370.99	
Capital work-in-progress	16.65	8.05	
Investment property	0.56	0.56	
Intangible assets	245.94	226.28	
Right-of-use assets	42.75	46.83	
Intangible assets under development	238.35	144.90	
<b>Financial assets</b>			
Investments	1,843.83	1,843.83	
Other financial assets	12.20	9.67	
Deferred tax assets (net)	120.95	130.45	
Income tax assets (net)	473.20	522.38	
Other non-current assets	0.48	5.71	
<b>Total non-current assets</b>	<b>4,361.39</b>	<b>4,309.65</b>	
<b>Current Assets</b>			
Inventories	-	0.10	
<b>Financial assets</b>			
Investments	5,773.14	5,517.20	
Trade receivables	211.87	221.49	
Cash and cash equivalents	15.06	22.09	
Bank balances other than above	59.49	359.57	
Other financial assets	567.38	530.07	
Other current assets	51.04	57.45	
<b>Total current assets</b>	<b>6,677.98</b>	<b>6,707.97</b>	
<b>TOTAL ASSETS</b>	<b>11,039.37</b>	<b>11,017.62</b>	
<b>EQUITY AND LIABILITIES</b>			
<b>EQUITY</b>			
Equity share capital	270.73	270.14	
Other equity	10,090.34	10,012.88	
<b>TOTAL EQUITY</b>	<b>10,361.07</b>	<b>10,283.02</b>	
<b>LIABILITIES</b>			
<b>Non-current liabilities</b>			
<b>Financial liabilities</b>			
Borrowings	3.28	-	
Lease Liabilities	37.92	41.89	
Other financial liabilities	23.34	34.88	
Provisions	0.72	0.66	
Other non-current liabilities	9.96	11.34	
<b>Total non-current liabilities</b>	<b>75.22</b>	<b>88.77</b>	
<b>Current liabilities</b>			
<b>Financial liabilities</b>			
Borrowings	2.99	-	
Lease Liabilities	8.96	8.08	
Trade payables			
(a) Total outstanding dues of micro enterprises and small enterprises	10.68	8.26	
(b) Total outstanding dues of creditors other than micro enterprises and small enterprises	268.41	233.31	
Other financial liabilities	131.85	187.20	
Other current liabilities	79.32	116.36	
Provisions	100.87	92.62	
<b>Total current liabilities</b>	<b>603.08</b>	<b>645.83</b>	
<b>TOTAL LIABILITIES</b>	<b>678.30</b>	<b>734.60</b>	
<b>TOTAL EQUITY AND LIABILITIES</b>	<b>11,039.37</b>	<b>11,017.62</b>	



[Handwritten signature]

## NIIT Limited

Regd Office : Plot No. 85, Sector - 32, Institutional Area, Gurugram - 122001 (Haryana) India

Tel : +91 (124) 4293000 Fax : +91 (124) 4293333 Website : <http://www.niit.com>

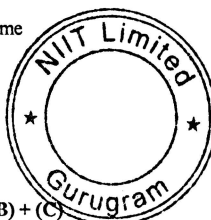
Corporate Identity Number : L74899HR1981PLC107123

Email : [investors@niit.com](mailto:investors@niit.com)

(Rs. in Millions)

### Standalone Statement of Cash Flows

Particulars	Period ended		Year ended
	September, 30 2024	September 30, 2023	March 31, 2024
	Unaudited	Unaudited	Audited
<b>A. CASH FLOW FROM OPERATING ACTIVITIES:</b>			
<b>Profit / (Loss) before exceptional items and tax</b>			
From Continuing Operations	154.20	125.25	370.93
From Discontinued Operations	(3.75)	(2.48)	(4.18)
<b>Adjustments to reconcile profit before tax to net cash flows</b>			
Depreciation and Amortisation expenses	78.98	51.26	117.77
Advances from customers written back	(0.43)	(0.03)	(0.51)
Allowance for expected credit loss (net of reversal)	(2.75)	2.93	5.08
Allowance for expected credit loss on Unbilled Revenue (net of reversal)	2.06	(0.92)	(1.60)
Allowance for Doubtful Advances and other receivables (net of reversal)	-	(0.05)	1.97
Unrealised Foreign Exchange (Gain)/ Loss (net)	(0.24)	0.36	0.65
Finance costs	3.84	2.83	6.96
Fair value loss on contingent consideration	2.20	1.60	4.34
Share Based Payment Expense	2.52	21.87	38.62
Interest Income from deposits with Banks and Financial Institutions	(22.13)	(30.53)	(48.63)
Unwinding of deferred income on security deposit/ advances received	(1.38)	(0.12)	(2.08)
Unwinding of interest income on security deposit given	(0.15)	(0.24)	(0.48)
Gain on termination of leases (net)	-	(5.28)	(7.35)
Dividend Income from Subsidiary	-	-	(75.00)
Gain on sale / disposal of Property, Plant and Equipment and Intangible assets (net)	(1.03)	(0.81)	(1.05)
Net gain on changes in fair value of investments through profit and loss	(241.10)	(200.28)	(405.12)
<b>Operating cash flows before changes in working capital</b>	<b>(29.16)</b>	<b>(34.64)</b>	<b>0.32</b>
<b>Changes in assets and liabilities</b>			
Decrease / (Increase) in Trade Receivables	12.61	(60.03)	(84.74)
Decrease / (Increase) in Inventories	0.10	(1.91)	(0.10)
Decrease / (Increase) in Non-Current Financial Assets	(2.40)	2.44	(2.13)
Decrease / (Increase) in Current Financial Assets	(23.09)	(130.44)	238.25
Decrease / (Increase) in Other Non-Current Assets	(0.34)	0.35	0.58
Decrease / (Increase) in Other Current Assets	6.41	38.40	22.80
(Decrease) / Increase in Trade Payables	37.52	102.85	23.09
(Decrease) / Increase in Short Term Provisions	11.12	15.32	21.10
(Decrease) / Increase in Other Current Liabilities	(36.61)	(34.90)	(160.07)
(Decrease) / Increase in Other Non-Current Financial Liabilities	(0.25)	27.71	28.94
(Decrease) / Increase in Other Non Current Liabilities	-	-	(0.79)
(Decrease) / Increase in Other Current Financial Liabilities	(61.61)	33.73	32.95
<b>Net cash (used in)/ from operations before tax</b>	<b>(85.70)</b>	<b>(41.12)</b>	<b>120.20</b>
Direct Tax- (paid including TDS) / refund received (net)	47.25	(38.26)	(123.25)
<b>Net cash used in operating activities before Exceptional Items</b>	<b>(38.45)</b>	<b>(79.38)</b>	<b>(3.05)</b>
Exceptional Expenses in relation to Scheme of arrangement and Acquisition of investment	-	(9.24)	(9.95)
<b>Net cash used in operating activities (A)</b>	<b>(38.45)</b>	<b>(88.62)</b>	<b>(13.00)</b>
<b>B. CASH FLOW FROM INVESTING ACTIVITIES:</b>			
Purchase of Property, Plant and Equipment (including Capital Work-in-progress, internally generated Intangible Assets and Capital Advances)	(190.43)	(140.20)	(305.96)
Proceeds from sale of Property, Plant and Equipment	3.58	1.84	3.31
Interest received from deposits with Banks and Financial Institutions	28.13	65.36	61.81
Dividend received from Subsidiary	-	-	75.00
Encashment/(Placement) of Fixed Deposits with / from Banks (net)	299.99	47.79	47.79
Encashment of Deposits with Financial Institutions (net)	-	250.00	250.00
Purchase of Mutual Funds	(642.96)	(697.96)	(958.45)
Proceeds from sale of Mutual funds	628.12	717.86	1,054.30
Investment in Subsidiaries	-	(150.00)	(150.00)
<b>Net cash flows from investing activities (B)</b>	<b>126.43</b>	<b>94.69</b>	<b>77.80</b>
<b>C. CASH FLOW FROM FINANCING ACTIVITIES:</b>			
Proceeds from issue of shares under Employee stock options scheme	12.97	6.06	21.70
Share Application Money Received	-	5.90	-
Payment of principle portion on lease liabilities	(4.01)	(5.82)	(10.82)
Payment of interest on lease liabilities	(2.38)	(2.54)	(5.05)
Interest Paid	-	(0.05)	(0.15)
Dividend Paid to equity shareholders	(101.59)	-	(67.38)
<b>Net cash (used in)/ from financing activities (C)</b>	<b>(95.01)</b>	<b>3.55</b>	<b>(61.70)</b>
<b>Net (Decrease)/ Increase in cash and cash equivalents (A) + (B) + (C)</b>	<b>(7.03)</b>	<b>9.62</b>	<b>3.10</b>
<b>Cash and cash equivalents at the beginning of the year</b>	<b>22.09</b>	<b>18.99</b>	<b>18.99</b>
<b>Cash and cash equivalents as at the end of the period/year</b>	<b>15.06</b>	<b>28.61</b>	<b>22.09</b>



*[Handwritten signature]*

*[Handwritten signature]*

## NIIT Limited


Regd Office : Plot No. 85, Sector - 32, Institutional Area, Gurugram - 122001 (Haryana) India  
Tel : +91 (124) 4293000 Fax : +91 (124) 4293333 Website : <http://www.niit.com>  
Corporate Identity Number : L74899HR1981PLC107123  
Email : [investors@niit.com](mailto:investors@niit.com)

### Notes to the Standalone Financial Results:-

- 1 The above results were reviewed and recommended by Audit Committee and approved by the Board of Directors at its meeting held on October 25, 2024.
- 2 The standalone financial results have been prepared in accordance with applicable Indian Accounting Standards as prescribed under section 133 of the Companies Act 2013 read with rule 3 of the Companies (Indian Accounting Standards) Rules 2015 (as amended) and presented in accordance with the requirements of Regulation 33 of the SEBI (Listing Obligations and Disclosure Requirements) Regulations, 2015 (as amended), ("Listing Regulations").
- 3 During the quarter, under the NIIT Employee Stock Option Plan 2005 (ESOP-2005), 79,912 equity shares were issued, 84,669 options lapsed and 7,992,335 options remained outstanding as on September 30, 2024. Additionally, the Company has granted 995,000 stock options to eligible employees under the NIIT Employee Stock Option Plan 2005 (ESOP 2005), with an exercise price of Rs. 127.59 per option, on July 29, 2024 and 10,000 stock options lapsed/cancelled.  
Subsequent to the quarter, the Company has granted 650,000 stock options to the eligible employees at an exercise price of Rs. 159.18 per option on October 24, 2024.
- 4 Exceptional items amounting to Rs. 2.91 Million for the six months ended September 30, 2023, and year ended March 31, 2024 relates to expenses incurred on account of Scheme of Arrangement (Refer note 6 below).
- 5 The Company is engaged in providing Education & Training Services in a single segment. Based on "Management Approach", as defined in Ind AS 108 – Operating Segments, the Chief Executive Officer and Chief Financial Officer of the Company are considered as Chief Operating Decision Makers (CODM) who evaluate the performance and allocate resources based on the analysis of performance of the Company as a whole. Its operations are, therefore, considered to constitute a single segment.
- 6 The National Company Law Tribunal (NCLT), Chandigarh Bench vide Order dated May 19, 2023 sanctioned the Composite Scheme of Arrangement (Approved by the board of directors of the Company on January 28, 2022). The Scheme became effective on May 24, 2023 upon filing of the certified copies of the NCLT order, sanctioning the Scheme with the respective jurisdictional Registrar of Companies. Pursuant to the Scheme becoming effective, the CLG Business Undertaking is demerged from NIIT Limited ("NIIT") and transferred to and vested in NIIT Learning Systems Limited ("NLSL") with effect from April 1, 2022 i.e. the Appointed Date. Accordingly, the effect of the demerger accounting was given in the financial results of previous periods in accordance with the accounting treatment prescribed in the Scheme and relevant accounting principles. Legal, professional and other expenses relating to the Scheme were recognized as an exceptional item in financial results.  
The Company had transferred specific income, expenses, assets, liabilities and reserves of CLG Business Undertaking w.e.f. Appointed Date till Effective Date based on the allocation as prescribed in the Scheme and with respect to common items, the allocations were approved by the Board of Directors of the Company.
- 7 The Company decided not to pursue certain new skills contracts and also decided to discontinue operations post completion of continuing commitments transferred from NIIT Yuva Jyoti Limited during financial year 2019-20. Accordingly as per provisions of Ind AS 105 - 'Non-current assets held for sale and Discontinued Operations', the net results i.e. revenue minus expenses (including taxes) from such operations have been disclosed separately as loss from discontinued operations.
- 8 Previous period/ year figures have been regrouped/ reclassified, to conform to current quarter's classification, wherever required.

Place: Gurugram  
Date : October 25, 2024



By order of the Board  
For NIIT Limited  
  
Vijay K. Thadani  
Vice-Chairman & Managing Director



**Independent Auditor's Review Report on the Quarterly and Year to Date Unaudited Standalone Financial Results of the Company Pursuant to the Regulation 33 of the SEBI (Listing Obligations and Disclosure Requirements) Regulations, 2015, as amended****Review Report to  
The Board of Directors  
NIIT Limited**

1. We have reviewed the accompanying statement of unaudited standalone financial results of NIIT Limited (the "Company") for the quarter ended September 30, 2024 and year to date from April 01, 2024 to September 30, 2024 (the "Statement") attached herewith, being submitted by the Company pursuant to the requirements of Regulation 33 of the SEBI (Listing Obligations and Disclosure Requirements) Regulations, 2015, as amended (the "Listing Regulations").
2. The Company's Management is responsible for the preparation of the Statement in accordance with the recognition and measurement principles laid down in Indian Accounting Standard 34, (Ind AS 34) "Interim Financial Reporting" prescribed under Section 133 of the Companies Act, 2013 as amended, read with relevant rules issued thereunder and other accounting principles generally accepted in India and in compliance with Regulation 33 of the Listing Regulations. The Statement has been approved by the Company's Board of Directors. Our responsibility is to express a conclusion on the Statement based on our review.
3. We conducted our review of the Statement in accordance with the Standard on Review Engagements (SRE) 2410, "Review of Interim Financial Information Performed by the Independent Auditor of the Entity" issued by the Institute of Chartered Accountants of India. This standard requires that we plan and perform the review to obtain moderate assurance as to whether the Statement is free of material misstatement. A review of interim financial information consists of making inquiries, primarily of persons responsible for financial and accounting matters, and applying analytical and other review procedures. A review is substantially less in scope than an audit conducted in accordance with Standards on Auditing and consequently does not enable us to obtain assurance that we would become aware of all significant matters that might be identified in an audit. Accordingly, we do not express an audit opinion.
4. Based on our review conducted as above, nothing has come to our attention that causes us to believe that the accompanying Statement, prepared in accordance with the recognition and measurement principles laid down in the aforesaid Indian Accounting Standards ('Ind AS') specified under Section 133 of the Companies Act, 2013 as amended, read with relevant rules issued thereunder and other accounting principles generally accepted in India, has not disclosed the information required to be disclosed in terms of the Listing Regulations, including the manner in which it is to be disclosed, or that it contains any material misstatement.

**For S.R. BATLIBOI & ASSOCIATES LLP**

Chartered Accountants

ICAI Firm registration number: 101049W/E300004

  
per **Yogender Seth**

Partner

Membership No.: 094524

UDIN: 24094524BKFOVD7404



Place: Gurugram

Date: October 25, 2024