




# नेशनल फर्टिलाइजर्स लिमिटेड

(भारत सरकार का उपक्रम)

कॉरपोरेट कार्यालय : ए-11, सेक्टर-24, नोएडा - 201301

जिला गौतम बुद्ध नगर (उ.प्र.),

दूरभाष : 0120-2412294, 2412445, फ़ैक्स : 0120-2412397



## NATIONAL FERTILIZERS LIMITED

(A Govt. Of India Undertaking)

Corporate Office : A-11, Sector-24, Noida-201301,

Distt. Gautam Budh Nagar ( U.P.)

Ph.: 0120-2412294, 2412445, Fax : 0120-2412397

Ref No. NFL/SEC/SE/1606

Dated: 10.02.2025

National Stock Exchange of India Ltd. Exchange Plaza, C-1, Block-G, Bandra Kurla Complex, Bandra (E), Mumbai-400051 NSE Symbol- NFL	BSE Limited Corporate Relationship Department, 1st Floor, New Trading Wing, Rotunda Building, Phiroze Jeejeebhoy Towers, Dalal Street, Mumbai- 400001 BSE Scrip Code -523630
--	---

**Sub: Un-audited Financial Results (Standalone and Consolidated) for the quarter ended 31<sup>st</sup> December, 2024;**

Dear Sir/Madam,

In continuation of our earlier communication dated 28<sup>th</sup> January, 2025 and pursuant to Regulation 33(3) of the SEBI (Listing Obligations and Disclosure Requirements) Regulations, 2015, please find enclosed herewith at **Annexure-1**, a statement of Un-Audited Financial Results (Standalone and Consolidated) along with Limited Review Report for the quarter ended 31<sup>st</sup> December, 2024.

The above results have been taken on record by the Board of Directors in its Meeting held today, 10<sup>th</sup> February, 2025 at Noida.

The meeting commenced at 02:30 P.M. and concluded at 03:55 P.M.

The above is for your information and record please.

Thanking You,

**Yours faithfully,  
For National Fertilizers Limited**

**(Ashok Jha)  
Company Secretary**

**Encl: As above.**

<b>Dhawan &amp; Co.</b> Chartered Accountants, 312, Wegmans House, 21-Veer Savarkar Block, Vikas Marg, Shakarpur, Delhi-110092	<b>M/s RSPH &amp; Associates,</b> Chartered Accountants, 906, Vikram Tower, 16-Rajendra Place, New Delhi-110008
---	---

**INDEPENDENT AUDITOR'S REVIEW REPORT ON THE UNAUDITED STANDALONE FINANCIAL RESULTS OF  
THE COMPANY FOR THE QUARTER AND NINE MONTHS ENDED 31<sup>ST</sup> DECEMBER 2024**

To,  
The Board of Directors,  
National Fertilizers Limited  
New Delhi

1. We have reviewed the accompanying statement of Standalone Unaudited Financial Results of National Fertilizers Limited (the "Company") for the quarter and nine months ended 31<sup>st</sup> December 2024 (the "Statement") attached herewith being submitted by the Company pursuant to the requirements of Regulation 33 of the Securities and Exchange Board of India (Listing Obligations and Disclosure Requirements) Regulations, 2015 (the "Listing Regulations") as amended.
2. This Statement, which is the responsibility of the Company's Management and approved by the Company's Board of Directors, has been prepared in accordance with the recognition and measurement principles laid down in the Indian Accounting Standard 34 "Interim Financial Reporting" ("Ind AS 34"), prescribed under Section 133 of the Companies Act, 2013 as amended, read with relevant rules issued thereunder and other accounting principles generally accepted in India. Our responsibility is to issue a report on the Statement based on our review.
3. We conducted our review of the Statement in accordance with the Standard on Review Engagement (SRE) 2410, "Review of Interim Financial Information Performed by the Independent Auditor of the Entity" issued by Institute of Chartered Accountants of India. This standard requires that we plan and perform the review to obtain moderate assurance as to whether the Statement is free of material misstatement. A review of interim financial information consists of making inquiries, primarily of persons responsible for financial and accounting matters, and applying analytical and other review procedures. A review is substantially less in scope than an audit conducted in accordance with Standards on Auditing and consequently does not enable us to obtain assurance that we would become aware of all significant matters that might be identified in an audit. Accordingly, we do not express an audit opinion.

  
J. N. Mittal



4. Based on our review conducted and procedures performed as stated in paragraph 3 above, nothing has come to our attention that causes us to believe that the accompanying Statement, prepared in accordance with the recognition and measurement principles laid down in the aforesaid Indian Accounting Standard and other accounting principles generally accepted in India, has not disclosed the information required to be disclosed in terms of Listing Regulations, including the manner in which it is to be disclosed, or that it contains any material misstatement.

**5. Emphasis of Matter**

We draw attention to Note No. 3 of the standalone financial results with respect to recognition of revenue for disadvantage in CFR prices of import of P&K fertilizer amounting to Rs. 20403.72 Lakhs and for disadvantage of Rs. 3436.71 Lakhs in inventory valuation of closing stock in the quarter ended 31.12.2024 imported on the direction of Department of Fertilizer (MoF) beyond NBS subsidy of DAP.



Our conclusion is not modified in respect of this matter.

**6. Other Matter**

The Statement includes comparative figures for the quarter ended 30<sup>th</sup> September, 2024 and quarter and nine months ending 31<sup>st</sup> December 2023 which were reviewed by the Joint Statutory Auditors of the Company and have expressed an unmodified conclusion vide their respective reports dated 11<sup>th</sup> November 2024 and 14<sup>th</sup> February 2024.

The Statement also includes figures for the year ended 31<sup>st</sup> March 2024 which has been audited by the Joint Auditors of the Company, where they had expressed an unmodified opinion on such standalone financial results vide their report dated 30<sup>th</sup> May 2024

Our conclusion is not modified in respect of this matter.

<p>For <b>Dhawan &amp; Co.</b> Chartered Accountants FRN No. 002864N</p> <p><i>P. N. Mathur</i></p> <p><b>(P. N. Mathur)</b> Partner M.No. 086292 UDIN No. : 25086292BMUIEL7452</p> 	<p>For <b>RSPH &amp; Associates</b> Chartered Accountants FRN No. 003013N</p> <p><i>Tarun Kumar Batra</i></p> <p><b>(Tarun Kumar Batra)</b> Partner M.No. 094318 UDIN No. : 25094318BMNASO6742</p> 
---	--

Place: Noida

Date: 10-02-2025

**Dhawan & Co.**  
Chartered Accountants,  
312, Wegmans House,  
21-Veer Savarkar Block,  
Vikas Marg, Shakarpur,  
Delhi-110092

**M/s RSPH & Associates**  
Chartered Accountants,  
906, Vikram Tower,  
16-Rajendra Place,  
New Delhi-110008

**INDEPENDENT AUDITOR'S REVIEW REPORT ON THE UNAUDITED CONSOLIDATED FINANCIAL RESULTS OF THE COMPANY FOR THE QUARTER AND NINE MONTHS ENDED 31<sup>ST</sup> DECEMBER 2024**

**To,**  
**The Board of Directors,**  
**National Fertilizers Limited**  
**New Delhi**

1. We have reviewed the accompanying statement of Consolidated Unaudited Financial Results of National Fertilizers Limited ("the company") and its share of the net profit after tax and total comprehensive income of its joint ventures as listed in paragraph '4' for the quarter and nine months ended 31<sup>st</sup> December 2024 ("the "Statement"), being submitted by the company pursuant to the requirement of Regulation 33 of the Securities and Exchange Board of India (Listing Obligations and Disclosure Requirements) Regulations, 2015 as amended (the "Listing Regulations").
2. This Statement, which is the responsibility of the Company's Management and approved by the Company's Board of Directors, has been prepared in accordance with the recognition and measurement principles laid down in Indian Accounting Standard 34 "Interim Financial Reporting" ("Ind AS 34"), prescribed under Section 133 of the Companies Act, 2013, read with relevant rules and other accounting principles generally accepted in India. Our responsibility is to express a conclusion on the Statement based on our review.
3. We conducted our review of the Statement in accordance with the Standard on Review Engagement (SRE) 2410, "Review of Interim Financial Information Performed by the Independent Auditor of the Entity" issued by Institute of Chartered Accountants of India. This standard requires that we plan and perform the review to obtain moderate assurance as to whether the Statement is free of material misstatement. A review of interim financial information consists of making inquiries, primarily of persons responsible for financial and accounting matters, and applying analytical and other review procedures. A review is substantially less in scope than an audit conducted in accordance with Standards on Auditing and consequently does not enable us to obtain assurance that we would become aware of all significant matters that might be identified in an audit. Accordingly, we do not express an audit opinion.



We also performed procedures in accordance with the circular issued by the Securities and Exchange Board of India under Regulation 33 (8) of the Listing Regulations, to the extent applicable.

4. The Statement includes the results of the following entities:

S. No.	Name of the Company	Joint Venture
1	Ramagundam Fertilizers & Chemicals Limited	Joint Venture Company
2	Urvarak Videsh Limited	Joint Venture Company

5. Based on our review conducted and procedures performed as stated in paragraph '3' above and based on the consideration of the review report of the other auditors/Independent Chartered Accountant in practice referred to in paragraph '7' below, nothing has come to our attention that causes us to believe that the accompanying Statement, prepared in accordance with the recognition and measurement principles laid down in the aforesaid Indian Accounting Standard and other accounting principles generally accepted in India, has not disclosed the information required to be disclosed in terms of the Listing Regulations, including the manner in which it is to be disclosed, or that it contains any material misstatement.

#### 6. Emphasis of Matter

We draw attention to Note No. 3 of the consolidated financial results with respect to recognition of revenue for disadvantage in CFR prices of import of P&K fertilizer amounting to Rs. 20403.72 Lakhs and for disadvantage of Rs. 3436.71 Lakhs in inventory valuation of closing stock in the quarter ended 31.12.2024 imported on the direction of Department of Fertilizer (MoF) beyond NBS subsidy of DAP.

Our conclusion is not modified in respect of this matter.

#### 7. Other Matter



- a. The consolidated unaudited financial results include the company's share of net profit/(loss) after tax of Rs. 1491 lakhs and Rs. 7026 lakhs and total comprehensive income/(loss) after tax of Rs. 1491 lakhs and Rs. 7026 lakhs for the quarter and nine month ended 31<sup>st</sup> December, 2024 respectively, in respect of two joint ventures, whose interim financial results have not been reviewed by us. These interim financial results have been reviewed by other auditors/Independent Chartered Accountant in practice whose reports have been furnished to us by the Management and our conclusion on the Statement, in so far as it relates to the amounts and disclosures included in respect of these joint ventures, is based solely on the reports of the other auditors/Independent Chartered Accountant in practice and the procedures performed by us as stated in paragraph '3' above.



- b. The Statement includes comparative figures for the quarter ended 30<sup>th</sup> September, 2024 and quarter and nine months ending 31<sup>st</sup> December 2023 which were reviewed by the Joint Statutory Auditors of the Company, and have expressed an unmodified conclusion vide their respective reports dated 11<sup>th</sup> November 2024 and 14<sup>th</sup> February 2024.

The Statement also includes figures for the year ended 31<sup>st</sup> March 2024 which has been audited by the Joint Auditors of the Company, where they had expressed an unmodified opinion on such consolidated financial results vide their report dated 30<sup>th</sup> May 2024

Our conclusion is not modified in respect of these matters.

<p>For <b>Dhawan &amp; Co.</b> Chartered Accountants FRN No. 002864N</p> <p><i>P. N. Mathur</i></p> <p><b>(P. N. Mathur)</b> Partner M.No. 086292 <b>UDIN No. : 25086292BMUIEM1274</b></p> 	<p>For <b>RSPH &amp; Associates</b> Chartered Accountants FRN No. 003013N</p> <p><i>Tarun Kumar Batra</i></p> <p><b>(Tarun Kumar Batra)</b> Partner M.No. 094318 <b>UDIN No. : 25094318BMNASP3480</b></p> 
--	---

Place: Noida

Date: 10-02-2025

**NATIONAL FERTILIZERS LIMITED**  
(A Government of India Undertaking)  
CIN-L74899DL1974GOI007417  
Regd. Office: SCOPE Complex, Core-III, 7-Institutional Area,  
Lodhi Road, New Delhi - 110 003  
www.nationalfertilizers.com

**STATEMENT OF UNAUDITED FINANCIAL RESULTS (STANDALONE) FOR THE QUARTER AND NINE MONTHS ENDED 31<sup>ST</sup> DECEMBER, 2024**

₹ Lakhs

S.No.	Particulars	STANDALONE					
		Quarter Ended			Nine Months ended		Year Ended
		31-12-2024 (Unaudited)	30-09-2024 (Unaudited)	31-12-2023 (Unaudited)	31-12-2024 (Unaudited)	31-12-2023 (Unaudited)	31-03-2024 (Audited)
<b>I</b>	<b>INCOME</b>						
(a)	Revenue from Operations	585585	439036	758427	1533799	1827607	2356031
(b)	Other Income	2808	1404	1401	5998	7316	9944
	<b>Total Income (a+b)</b>	<b>588393</b>	<b>440440</b>	<b>759828</b>	<b>1539797</b>	<b>1834923</b>	<b>2365975</b>
<b>II</b>	<b>EXPENSES</b>						
(a)	Cost of materials consumed	180220	194768	208612	565312	570350	761225
(b)	Purchase of Stock-in-Trade	210522	77236	325248	336197	634683	698512
(c)	Changes in inventories of finished goods, Stock-in-Trade and work-in-progress	14397	(13038)	(5788)	88636	70835	137920
(d)	Employee benefits expense	14935	15207	15449	46566	47319	63529
(e)	Power & Fuel	109671	125462	127334	357028	356407	472684
(f)	Finance costs	4121	5995	4986	19097	19339	26730
(g)	Depreciation and amortisation expense	9427	9283	9242	27830	26996	36168
(h)	Other expenses	40908	26907	55722	101711	124389	160355
	<b>Total expenses (III)</b>	<b>584201</b>	<b>441820</b>	<b>740805</b>	<b>1542377</b>	<b>1850318</b>	<b>2357123</b>
IV	Profit/ (Loss) from operations before exceptional items and tax (II-III)	4192	(1380)	19023	(2580)	(15395)	8852
V	Exceptional items	-	-	-	-	-	-
VI	Profit/ (Loss) before tax (IV-V)	4192	(1380)	19023	(2580)	(15395)	8852
VII	Tax expenses						
(1)	Current tax	(34)	(24)	(22)	(81)	(65)	1515
(2)	Deferred tax	1157	(292)	4965	(371)	(3707)	724
(3)	Short / (Excess) Tax for earlier years	(21)	-	78	(21)	78	139
VIII	Profit/ (Loss) for the period (VI-VII)	3090	(1064)	14002	(2107)	(11701)	6474
IX	Other Comprehensive Income						
A (i)	Items that will not be reclassified to profit or loss	138	92	86	323	259	(82)
(ii)	Income tax relating to items that will not be reclassified to profit or loss	(34)	(24)	(22)	(81)	(65)	21
B (i)	Items that will be reclassified to profit or loss	-	-	-	-	-	-
(ii)	Income tax relating to items that will be reclassified to profit or loss	-	-	-	-	-	-
X	<b>Total Comprehensive Income for the period (VIII+IX) (Comprising Profit/ (loss) and Other Comprehensive Income for the period)</b>	<b>3194</b>	<b>(996)</b>	<b>14066</b>	<b>(1865)</b>	<b>(11507)</b>	<b>6413</b>
XI	Paid- up equity share capital (Face value of each share - ₹ 10)	49058	49058	49058	49058	49058	49058
XII	Reserves excluding Revaluation Reserves						221051
XIII	Earning Per equity share (of ₹ 10 each) *						
(a)	Basic	0.63	(0.22)	2.85	(0.43)	(2.39)	1.32
(b)	Diluted	0.63	(0.22)	2.85	(0.43)	(2.39)	1.32
XIV	Debt : Equity Ratio						1.51:1
XV	Debt Service Coverage Ratio (in Times)						0.55
XVI	Interest Service Coverage Ratio (in Times)						1.96

\* Not annualised in case of quarterly figures



For Identification Purpose



NATIONAL FERTILIZERS LIMITED

Annexure IV (contd.)

ADDITIONAL INFORMATION REGARDING RATIOS (STANDALONE) FOR THE QUARTER AND NINE MONTHS ENDED 31<sup>ST</sup> DECEMBER, 2024

Notes :-						
1	The above unaudited financial results were reviewed by the Audit Committee and approved by the Board of Directors at their respective meetings held on 10 <sup>th</sup> February 2025. The limited review of the above financial results for the nine months ended 31 <sup>st</sup> December 2024 has been carried out by the Statutory Auditors of the company as required under regulation 33 of SEBI (Listing Obligations and Disclosure Requirements) Regulations 2015.					
2	The financial results have been prepared in accordance with Indian Accounting Standards (Ind AS) prescribed under section 133 of the Companies Act, 2013 read with relevant rules thereunder and in terms of regulation 33 of SEBI (Listing Obligations and Disclosure Requirements) Regulations 2015.					
3	Department of Fertilizers (DoF) vide its letter no. 23011/127/2024-P&K dated 01.10.2024 has stated that the advantage/disadvantage on upward/downward trend in CFR prices of Imported P&K fertilizers including custom duty would be passed on to the importers beyond the NBS rate effective for the shipments which arrive during 01.09.2024 to 31.03.2025. The CFR price of P&K fertilizers beyond the benchmark rate only will be considered. The benchmark rate considered for NBS subsidy of DAP for Rabi 2024-25 is 559.71 USD/MT and exchange rate is Rs.83.23/USD. The company has imported total of nine vessels of DAP of 3.79 LMT during 01.09.2024 to 31.12.2024 out of which 3.29 LMT has been sold. Accordingly, disadvantage of Rs.20403.72 lakhs has been considered as revenue in books of accounts. The disadvantage of Rs.3436.71 lakhs has been considered in inventory valuation on closing stock of 0.50 LMT as on 31.12.2024.					
4	Relevant information required pursuant to SEBI circular dated 10 <sup>th</sup> August, 2021 and Regulation 52 (4) of the Securities and Exchange Board of India (Listing Obligations and Disclosure Requirements) Regulations, 2015 in respect of Commercial Papers are as follows:					
<b>Particulars</b>		<b>Details</b>				
i) Credit Rating and change in credit rating (if any)		<b>S. No.</b>	<b>Particulars</b>		<b>Period Ended</b>	
					<b>31.12.2024</b>	<b>30.09.2024</b>
			<b>Credit Rating</b>			
		(a)	<b>Commercial Papers:-</b>			
		i	ICRA		ICRA A1+	ICRA A1+
		ii	India Rating & Research Pvt. Ltd.		IND A1+	IND A1+
		(b)	<b>Long Term Bank Lines:-</b>			
		i	ICRA		ICRA AA/Stable	ICRA AA/Stable
		ii	India Rating & Research Pvt. Ltd.		IND AA/Stable	IND AA/Stable
		(c)	<b>Short Term Bank Lines:-</b>			
		i	ICRA		ICRA A1+	ICRA A1+
		ii	India Rating & Research Pvt. Ltd.		IND A1+	IND A1+
ii) Due date and actual date of repayment of principal of Commercial Papers		<b>Sr. No.</b>	<b>ISIN Code</b>	<b>Amount (₹ Lakhs)</b>	<b>Due date of repayment</b>	<b>Actual date of repayment</b>
		NIL				
iii) No commercial papers were outstanding as on 31 <sup>st</sup> December, 2024						
iv) Ratios :-						
<b>Particulars</b>	<b>STANDALONE</b>					
	<b>Quarter ended</b>			<b>Nine months ended</b>		<b>Year Ended</b>
	<b>31-12-2024</b>	<b>30-09-2024</b>	<b>31-12-2023</b>	<b>31-12-2024</b>	<b>31-12-2023</b>	<b>31-03-2024</b>
Debt- Equity Ratio (in times)	0.88	0.53	1.68	0.88	1.68	1.51
Debt Service Coverage Ratio (in times)	2.86	1.56	4.70	1.59	0.24	0.55
Interest Service Coverage Ratio (in times)	3.12	1.51	5.71	1.56	0.86	1.96
Outstanding redeemable preference shares (quantity and value)	<i>Since, the company is not having outstanding redeemable preference shares, hence this ratio is not applicable.</i>					
Capital redemption reserve / debenture redemption reserve	<i>Since, the company is not having Capital redemption reserve / debenture redemption reserve, hence this ratio is not applicable.</i>					
Net Worth (₹ in crore)	2669.18	2637.25	2521.89	2669.18	2521.89	2701.09
Net Profit After Tax (₹ in crore)	30.90	(10.64)	140.02	(21.07)	(117.01)	64.74
Earning Per Share	0.63	(0.22)	2.85	(0.43)	(2.39)	1.32
Current Ratio (in times)	1.01	1.00	0.97	1.01	0.97	1.01
Long Term Debt to Working Capital (in times)	-	-	-	-	-	-
Bad debts to Account Receivable Ratio (in times)	-	-	-	-	-	-
Current Liability Ratio (in times)	0.94	0.94	0.96	0.94	0.96	0.95
Total Debts to Total Assets (in times)	0.25	0.14	0.36	0.25	0.36	0.36
Debtor's Turnover (in times)	2.05	1.12	2.82	4.16	4.59	5.70
Inventory Turnover (in times)	9.74	7.15	3.65	15.59	7.44	11.04
Operating Margin (%)	0.94	0.73	2.98	0.69	(0.18)	1.09
Net Profit Margin (%)	0.53	(0.24)	1.85	(0.14)	(0.64)	0.27
<b>Note :-</b> Not annualised in case of quarterly figures						




For Identification Purpose



NATIONAL FERTILIZERS LIMITED

Annexure IV (contd.)

ADDITIONAL INFORMATION REGARDING RATIOS (STANDALONE) FOR THE QUARTER AND NINE MONTHS ENDED 31<sup>ST</sup> DECEMBER, 2024

Notes :-	
5	Ratios have been computed as follows : (i) Debt Equity Ratio = (Long Term Borrowings + Short Term Borrowings) / Shareholders' Funds (ii) Debt Service coverage Ratio = Profit after tax plus finance cost, depreciation(excluding deferred govt. grant) & exceptional items / (Finance cost + Long term loan repayments) (iii) Interest Service Coverage Ratio = Profit before tax plus finance cost, depreciation (excluding deferred govt. grant) & exceptional items / Finance cost (iv) Net Worth = Equity Share Capital + Other Equity (v) Earning per Share = Profit after Tax / Number of Equity Shares (vi) Current Ratio = (Current Assets - Assets held for disposal)/ (Current Liabilities- Deferred Govt Grant) (vii) Long Term Debt to Working Capital = Long Term Debts / Working Capital (viii) Bad debts to Account Receivable Ratio = Bad Debts / Average Account Receivables (ix) Current Liability Ratio = Current Liability / Total Liability (x) Total Debts to Total Assets = Total Debts / Total Assets (xi) Debtor's Turnover = Sales / Average Trade Receivables (xii) Inventory Turnover = Sales / Average Inventory (xiii) Operating Margin Percent = Operating Margin / Revenue from Operations (xiv) Net Profit Margin Percent = Profit After Tax / Revenue from Operations
6	Previous periods / years figures have been re-grouped /re-arranged and re-stated wherever considered necessary to correspond to the current period.
<p>For and on behalf of Board of Directors</p>  (Dr. U. Saravanan) Chairman and Managing Director DIN : 07274628	
Place : Noida Dated: February 10, 2025	



For Identification Purpose



NATIONAL FERTILIZERS LIMITED

Annexure IV (contd.)

STATEMENT OF UNAUDITED SEGMENT-WISE REVENUE, RESULTS, SEGMENT ASSETS AND SEGMENT LIABILITIES (STANDALONE) FOR THE QUARTER AND NINE MONTHS ENDED 31<sup>ST</sup> DECEMBER, 2024

₹ Lakhs

Sr. No.	Particulars	STANDALONE					
		Quarter ended			Nine months ended		Year ended
		31-12-2024	30-09-2024	31-12-2023	31-12-2024	31-12-2023	31-03-2024
		(Unaudited)	(Unaudited)	(Unaudited)	(Unaudited)	(Unaudited)	(Audited)
<b>1.</b>	<b>Segment Revenue</b>						
1.1	Manufactured Fertilizers (Urea, Bentonite Sulphure, Bio fertilizers)	319915	355185	374240	1023216	1032464	1368035
1.2	Manufactured Chemicals (Industrial Products, Agro Chemicals, etc)	14232	13031	10364	43237	34092	46908
1.3	Traded Imported Fertilizers (Under NBS)	211916	44409	322949	376562	662446	809551
1.4	Others (Domestic Traded Product, Agro Inputs, Sale Services, etc.)	41092	30714	54408	101781	108521	147129
1.5	Elimination	1570	4303	3534	10997	9916	15592
	<b>Total Segment Revenue (1.1+1.2+1.3+1.4-1.5)</b>	<b>585585</b>	<b>439036</b>	<b>758427</b>	<b>1533799</b>	<b>1827607</b>	<b>2356031</b>
<b>2.</b>	<b>Segment Results</b>						
2.1	Manufactured Fertilizers (Urea, Bentonite Sulphure, Bio fertilizers)	3464	1067	14086	683	5790	6340
2.2	Manufactured Chemicals (Industrial Products, Agro Chemicals, etc)	3865	2833	1473	10592	7447	9931
2.3	Traded Imported Fertilizers (Under NBS)	10	(30)	8297	2724	(10518)	9193
2.4	Others (Domestic Traded Product, Agro Inputs, Sale Services, etc.)	2761	2527	1475	7539	4920	16113
2.5	<b>Total Segment Results (2.1+2.2+2.3+2.4)</b>	<b>10100</b>	<b>6397</b>	<b>25331</b>	<b>21538</b>	<b>7639</b>	<b>41577</b>
2.6	Finance expenses	4121	5995	4986	19097	19339	26730
2.7	Unallocable Expenses (Net of unallocable income)	1787	1782	1322	5021	3695	5995
2.8	<b>Profit / (Loss) Before Tax (2.5 - 2.6 - 2.7)</b>	<b>4192</b>	<b>(1380)</b>	<b>19023</b>	<b>(2580)</b>	<b>(15395)</b>	<b>8852</b>
<b>3.</b>	<b>Segment Assets</b>						
3.1	Manufactured Fertilizers (Urea, Bentonite Sulphure, Bio fertilizers)	586876	561920	532347	586876	532347	672333
3.2	Manufactured Chemicals (Industrial Products, Agro Chemicals, etc)	12474	13115	13396	12474	13396	13037
3.3	Traded Imported Fertilizers (Under NBS)	219980	266757	482656	219980	482656	315126
3.4	Others (Domestic Traded Product, Agro Inputs, Sale Services, etc.)	9079	6810	5152	9079	5152	5271
3.5	Un-allocable	118398	124665	148842	118398	148842	129475
3.6	<b>Total segment assets (sub-total 3)</b>	<b>946807</b>	<b>973267</b>	<b>1182393</b>	<b>946807</b>	<b>1182393</b>	<b>1135242</b>
<b>4.</b>	<b>Segment Liabilities</b>						
4.1	Manufactured Fertilizers (Urea, Bentonite Sulphure, Bio fertilizers)	400935	406870	438698	400935	438698	394547
4.2	Manufactured Chemicals (Industrial Products, Agro Chemicals, etc)	3039	3004	2757	3039	2757	2784
4.3	Traded Imported Fertilizers (Under NBS)	15990	133196	37501	15990	37501	28166
4.4	Others (Domestic Traded Product, Agro Inputs, Sale Services, etc.)	1032	1437	4018	1032	4018	4277
4.5	Un-allocable	258893	165035	447230	258893	447230	435359
4.6	<b>Total segment liabilities (sub-total 4)</b>	<b>679889</b>	<b>709542</b>	<b>930204</b>	<b>679889</b>	<b>930204</b>	<b>865133</b>

In accordance with Indian Accounting Standard (Ind AS) 108, Company has classified its segments as (i) Manufactured Fertilizers (Urea, Bentonite Sulphure, Bio fertilizers) (ii) Manufactured Chemicals (Industrial Products, Agro Chemicals, etc) (iii) Traded Imported Fertilizers (Under NBS) and (iv) Others (Domestic Traded Product, Agro Inputs, Sale Services, etc.).

For and on behalf of Board of Directors



For Identification Purpose



(Dr. U. Saravanan)

Chairman and Managing Director

DIN : 07274628

Place : Noida

Dated: February 10, 2025

**NATIONAL FERTILIZERS LIMITED**  
(A Government of India Undertaking)  
CIN-L74899DL1974GOI007417  
Regd. Office: SCOPE Complex, Core-III, 7-Institutional Area,  
Lodhi Road, New Delhi - 110 003  
www.nationalfertilizers.com

**STATEMENT OF UNAUDITED FINANCIAL RESULTS (CONSOLIDATED) FOR THE QUARTER AND NINE MONTHS ENDED 31<sup>ST</sup> DECEMBER, 2024**

₹ Lakhs

S.No.	Particulars	CONSOLIDATED					
		Quarter ended			Nine months ended		Year Ended
		31-12-2024	30-09-2024	31-12-2023	31-12-2024	31-12-2023	31-03-2024
		(Unaudited)	(Unaudited)	(Unaudited)	(Unaudited)	(Unaudited)	(Audited)
<b>I</b>	<b>INCOME</b>						
(a)	Revenue from Operations	585585	439036	758427	1533799	1827607	2356031
(b)	Other Income	2808	1404	1401	5998	7316	9944
<b>II</b>	<b>Total Income (a+b)</b>	<b>588393</b>	<b>440440</b>	<b>759828</b>	<b>1539797</b>	<b>1834923</b>	<b>2365975</b>
<b>III</b>	<b>EXPENSES</b>						
(a)	Cost of materials consumed	180220	194768	208612	565312	570350	761225
(b)	Purchase of Stock-in-Trade	210522	77236	325248	336197	634683	698512
(c)	Changes in inventories of finished goods, Stock-in-Trade and work-in-progress	14397	(13038)	(5788)	88636	70835	137920
(d)	Employee benefits expense	14935	15207	15449	46566	47319	63529
(e)	Power & Fuel	109671	125462	127334	357028	356407	472684
(f)	Finance costs	4121	5995	4986	19097	19339	26730
(g)	Depreciation and amortisation expense	9427	9283	9242	27830	26996	36168
(h)	Other expenses	40908	26907	55722	101711	124389	160355
	<b>Total expenses (III)</b>	<b>584201</b>	<b>441820</b>	<b>740805</b>	<b>1542377</b>	<b>1850318</b>	<b>2357123</b>
<b>IV</b>	<b>Profit/ (Loss) from operations before share of profit/ (loss) of Joint Venture, exceptional items and tax (II-III)</b>	<b>4192</b>	<b>(1380)</b>	<b>19023</b>	<b>(2580)</b>	<b>(15395)</b>	<b>8852</b>
<b>V</b>	<b>Share of profit / (loss) of joint venture as per equity method</b>	<b>1491</b>	<b>2271</b>	<b>1088</b>	<b>7026</b>	<b>5938</b>	<b>8531</b>
<b>VI</b>	<b>Profit/ (Loss) from operations before exceptional items and tax (IV+V)</b>	<b>5683</b>	<b>891</b>	<b>20111</b>	<b>4446</b>	<b>(9457)</b>	<b>17383</b>
<b>VII</b>	<b>Exceptional items</b>	<b>-</b>	<b>-</b>	<b>-</b>	<b>-</b>	<b>-</b>	<b>-</b>
<b>VIII</b>	<b>Profit/ (Loss) before tax (VI-VII)</b>	<b>5683</b>	<b>891</b>	<b>20111</b>	<b>4446</b>	<b>(9457)</b>	<b>17383</b>
<b>IX</b>	<b>Tax expenses</b>						
(1)	Current tax	(34)	(24)	(22)	(81)	(65)	1515
(2)	Deferred tax	1157	(292)	4965	(371)	(3707)	724
(3)	Short / (Excess) Tax for earlier years	(21)	-	78	(21)	78	139
<b>X</b>	<b>Profit/ (Loss) for the period (VIII-IX)</b>	<b>4581</b>	<b>1207</b>	<b>15090</b>	<b>4919</b>	<b>(5763)</b>	<b>15005</b>
<b>XI</b>	<b>Other Comprehensive Income</b>						
A (i)	Items that will not be reclassified to profit or loss	138	92	86	323	259	(82)
(ii)	Income tax relating to items that will not be reclassified to profit or loss	(34)	(24)	(22)	(81)	(65)	21
B (i)	Items that will be reclassified to profit or loss	-	-	-	-	-	-
(ii)	Income tax relating to items that will be reclassified to profit or loss	-	-	-	-	-	-
C	Share of other comprehensive income in joint ventures, to the extent not to be reclassified to profit or loss	-	-	-	-	-	5
<b>XII</b>	<b>Total Comprehensive Income for the period (X+XI) (Comprising Profit/ (loss) and Other Comprehensive Income for the period)</b>	<b>4685</b>	<b>1275</b>	<b>15154</b>	<b>5161</b>	<b>(5569)</b>	<b>14949</b>
<b>XIII</b>	<b>Paid- up equity share capital (Face value of each share - ₹ 10)</b>	<b>49058</b>	<b>49058</b>	<b>49058</b>	<b>49058</b>	<b>49058</b>	<b>49058</b>
<b>XIV</b>	<b>Reserves excluding Revaluation Reserves (Refer Note 4)</b>						<b>205468<sup>#</sup></b>
<b>XV</b>	<b>Earning Per equity share (of ₹ 10 each) *</b>						
(a)	Basic	0.93	0.25	3.08	1.00	(1.17)	3.06
(b)	Diluted	0.93	0.25	3.08	1.00	(1.17)	3.06
<b>XVI</b>	<b>Debt : Equity Ratio</b>						<b>1.61:1</b>
<b>XVII</b>	<b>Debt Service Coverage Ratio (in Times)</b>						<b>0.65</b>
<b>XVIII</b>	<b>Interest Service Coverage Ratio (in Times)</b>						<b>2.28</b>

\* Not annualised in case of quarterly figures

# Restated



For Identification Purpose



NATIONAL FERTILIZERS LIMITED

Annexure V (contd.)

ADDITIONAL INFORMATION REGARDING RATIOS (CONSOLIDATED) FOR THE QUARTER AND NINE MONTHS ENDED 31<sup>ST</sup> DECEMBER, 2024

Notes :-						
1	The above unaudited financial results were reviewed by the Audit Committee and approved by the Board of Directors at their respective meetings held on 10 <sup>th</sup> February 2025. The limited review of the above financial results for the nine months ended 31 <sup>st</sup> December 2024 has been carried out by the Statutory Auditors of the company as required under regulation 33 of SEBI (Listing Obligations and Disclosure Requirements) Regulations 2015.					
2	The financial results have been prepared in accordance with Indian Accounting Standards (Ind AS) prescribed under section 133 of the Companies Act, 2013 read with relevant rules thereunder and in terms of regulation 33 of SEBI (Listing Obligations and Disclosure Requirements) Regulations 2015.					
3	Department of Fertilizers (DoF) vide its letter no. 23011/127/2024-P&K dated 01.10.2024 has stated that the advantage/disadvantage on upward/downward trend in CFR prices of Imported P&K fertilizers including custom duty would be passed on to the importers beyond the NBS rate effective for the shipments which arrive during 01.09.2024 to 31.03.2025. The CFR price of P&K fertilizers beyond the benchmark rate only will be considered. The benchmark rate considered for NBS subsidy of DAP for Rabi 2024-25 is 559.71 USD/MT and exchange rate is Rs.83.23/USD. The company has imported total of nine vessels of DAP of 3.79 LMT during 01.09.2024 to 31.12.2024 out of which 3.29 LMT has been sold. Accordingly, disadvantage of Rs.20403.72 lakhs has been considered as revenue in books of accounts. The disadvantage of Rs.3436.71 lakhs has been considered in inventory valuation on closing stock of 0.50 LMT as on 31.12.2024.					
4	During the Quarter, Ramagundam Fertilizers & Chemicals Ltd. (JV of NFL) has identified error in the accounting of gas consumption booked for the financial year 2022-23. In line with provisions of IND AS-8-"Accounting Policies, Change in Accounting Estimates and Errors", effect of such error amounting to Rs. 3466.79 lakhs net of taxes has been accounted by Ramagundam Fertilizers & Chemicals Ltd.(JV of NFL) in the opening reserves. NFL's share in Ramagundam Fertilizers & Chemicals Ltd. is 26% , hence Rs. 901.37 lakhs has been adjusted in the opening Reserves & Surplus of the Consolidated statement accordingly.					
5	Relevant information required pursuant to SEBI circular dated 10 <sup>th</sup> August, 2021 and Regulation 52 (4) of the Securities and Exchange Board of India (Listing Obligations and Disclosure Requirements) Regulations, 2015 in respect of Commercial Papers are as follows:					
<b>Particulars</b>		<b>Details</b>				
i) Credit Rating and change in credit rating (if any)		<b>S. No.</b>	<b>Particulars</b>		<b>Period Ended</b>	
					<b>31.12.2024</b>	<b>30.09.2024</b>
			<b>Credit Rating</b>			
			<b>(a) Commercial Papers:-</b>			
		i	ICRA		ICRA A1+	ICRA A1+
		ii	India Rating & Research Pvt. Ltd.		IND A1+	IND A1+
			<b>(b) Long Term Bank Lines:-</b>			
		i	ICRA		ICRA AA/Stable	ICRA AA/Stable
		ii	India Rating & Research Pvt. Ltd.		IND AA/Stable	IND AA/Stable
			<b>(c) Short Term Bank Lines:-</b>			
		i	ICRA		ICRA A1+	ICRA A1+
		ii	India Rating & Research Pvt. Ltd.		IND A1+	IND A1+
ii) Due date and actual date of repayment of principal of Commercial Papers		<b>Sr. No.</b>	<b>ISIN Code</b>	<b>Amount (₹ Lakhs)</b>	<b>Due date of repayment</b>	<b>Actual date of repayment</b>
		NIL				
iii) No commercial papers were outstanding as on 31 <sup>st</sup> December, 2024						
iv) Ratios		<b>CONSOLIDATED</b>				
<b>Particulars</b>	<b>Quarter ended</b>			<b>Nine months ended</b>		<b>Year Ended</b>
	<b>31-12-2024</b>	<b>30-09-2024</b>	<b>31-12-2023</b>	<b>31-12-2024</b>	<b>31-12-2023</b>	<b>31-03-2024 Restated</b>
Debt- Equity Ratio (in times)	0.91	0.56	1.81	0.91	1.81	1.61
Debt Service Coverage Ratio (in times)	3.22	1.94	4.92	1.95	0.32	0.65
Interest Service Coverage Ratio (in times)	3.48	1.89	5.93	1.93	1.17	2.28
Outstanding redeemable preference shares (quantity and value)	<i>Since, the company is not having outstanding redeemable preference shares, hence this ratio is not applicable.</i>					
Capital redemption reserve / debenture redemption reserve	<i>Since, the company is not having Capital redemption reserve / debenture redemption reserve, hence this ratio is not applicable.</i>					
Net Worth (₹ in crore)	2583.61	2536.77	2340.08	2583.61	2340.08	2545.26
Net Profit After Tax (₹ in crore)	45.81	12.07	150.90	49.19	(57.63)	150.05
Earning Per Share	0.93	0.25	3.08	1.00	(1.17)	3.06
Current Ratio (in times)	1.01	1.00	0.97	1.01	0.97	1.01
Long Term Debt to Working Capital (in times)	-	-	-	-	-	-
Bad debts to Account Receivable Ratio (in times)	-	-	-	-	-	-
Current Liability Ratio (in times)	0.94	0.94	0.96	0.94	0.96	0.95
Total Debts to Total Assets (in times)	0.25	0.15	0.36	0.25	0.36	0.37
Debtor's Turnover (in times)	2.05	1.12	2.82	4.16	4.59	5.70
Inventory Turnover (in times)	9.74	7.15	3.65	15.59	7.44	11.04
Operating Margin (%)	1.19	1.25	3.12	1.14	0.14	1.45
Net Profit Margin (%)	0.78	0.27	1.99	0.32	(0.32)	0.64
<b>Note :-</b> Not annualised in case of quarterly figures						



For Identification Purpose




NATIONAL FERTILIZERS LIMITED

Annexure V (contd.)

ADDITIONAL INFORMATION REGARDING RATIOS (CONSOLIDATED) FOR THE QUARTER AND NINE MONTHS ENDED 31<sup>ST</sup> DECEMBER, 2024

Notes :-	
6	Ratios have been computed as follows :
	(i) Debt Equity Ratio = (Long Term Borrowings + Short Term Borrowings) / Shareholders' Funds
	(ii) Debt Service coverage Ratio = Profit after tax plus finance cost, depreciation(excluding deferred govt. grant) & exceptional items / (Finance cost + Long term loan repayments)
	(iii) Interest Service Coverage Ratio = Profit before tax plus finance cost, depreciation (excluding deferred govt. grant) & exceptional items / Finance cost
	(iv) Net Worth = Equity Share Capital + Other Equity
	(v) Earning per Share = Profit after Tax / Number of Equity Shares
	(vi) Current Ratio = (Current Assets - Assets held for disposal)/ (Current Liabilities- Deferred Govt Grant)
	(vii) Long Term Debt to Working Capital = Long Term Debts / Working Capital
	(viii) Bad debts to Account Receivable Ratio = Bad Debts / Average Account Receivables
	(ix) Current Liability Ratio = Current Liability / Total Liability
	(x) Total Debts to Total Assets = Total Debts / Total Assets
	(xi) Debtor's Turnover = Sales / Average Trade Receivables
	(xii) Inventory Turnover = Sales / Average Inventory
	(xiii) Operating Margin Percent = Operating Margin / Revenue from Operations
	(xiv) Net Profit Margin Percent = Profit After Tax / Revenue from Operations
7	Previous periods / years figures have been re-grouped /re-arranged and re-stated wherever considered necessary to correspond to the current period.

For and on behalf of Board of Directors



(Dr. U. Saravanan)

Chairman and Managing Director

DIN : 07274628

Place : Noida

Dated: February 10, 2025



For Identification Purpose



NATIONAL FERTILIZERS LIMITED

Annexure V (contd.)

STATEMENT OF UNAUDITED SEGMENT-WISE REVENUE, RESULTS, SEGMENT ASSETS AND SEGMENT LIABILITIES (CONSOLIDATED) FOR THE QUARTER AND NINE MONTHS ENDED 31<sup>ST</sup> DECEMBER, 2024

₹ Lakhs

Sr. No.	Particulars	CONSOLIDATED					
		Quarter ended			Nine months ended		Year ended
		31-12-2024	30-09-2024	31-12-2023	31-12-2024	31-12-2023	31-03-2024 Restated
	(Unaudited)	(Unaudited)	(Unaudited)	(Unaudited)	(Unaudited)	(Audited)	
<b>1.</b>	<b>Segment Revenue</b>						
1.1	Manufactured Fertilizers (Urea, Bentonite Sulphure, Bio fertilizers)	319915	355185	374240	1023216	1032464	1368035
1.2	Manufactured Chemicals (Industrial Products, Agro Chemicals, etc)	14232	13031	10364	43237	34092	46908
1.3	Traded Imported Fertilizers (Under NBS)	211916	44409	322949	376562	662446	809551
1.4	Others (Domestic Traded Product, Agro Inputs, Sale Services, etc.)	41092	30714	54408	101781	108521	147129
1.5	Elimination	1570	4303	3534	10997	9916	15592
	<b>Total Segment Revenue (1.1+1.2+1.3+1.4-1.5)</b>	<b>585585</b>	<b>439036</b>	<b>758427</b>	<b>1533799</b>	<b>1827607</b>	<b>2356031</b>
<b>2.</b>	<b>Segment Results</b>						
2.1	Manufactured Fertilizers (Urea, Bentonite Sulphure, Bio fertilizers)	3464	1067	14086	683	5790	6340
2.2	Manufactured Chemicals (Industrial Products, Agro Chemicals, etc)	3865	2833	1473	10592	7447	9931
2.3	Traded Imported Fertilizers (Under NBS)	10	(30)	8297	2724	(10518)	9193
2.4	Others (Domestic Traded Product, Agro Inputs, Sale Services, etc.)	2761	2527	1475	7539	4920	16113
2.5	<b>Total Segment Results (2.1+2.2+2.3+2.4)</b>	<b>10100</b>	<b>6397</b>	<b>25331</b>	<b>21538</b>	<b>7639</b>	<b>41577</b>
2.6	Finance expenses	4121	5995	4986	19097	19339	26730
2.7	Unallocable Expenses (Net of unallocable income)	296	(489)	234	(2005)	(2243)	(2536)
2.8	<b>Profit / (Loss) Before Tax (2.5- 2.6-2.7)</b>	<b>5683</b>	<b>891</b>	<b>20111</b>	<b>4446</b>	<b>(9457)</b>	<b>17383</b>
<b>3.</b>	<b>Segment Assets</b>						
3.1	Manufactured Fertilizers (Urea, Bentonite Sulphure, Bio fertilizers)	586876	561920	532347	586876	532347	672333
3.2	Manufactured Chemicals (Industrial Products, Agro Chemicals, etc)	12474	13115	13396	12474	13396	13037
3.3	Traded Imported Fertilizers (Under NBS)	219980	266757	482656	219980	482656	315126
3.4	Others (Domestic Traded Product, Agro Inputs, Sale Services, etc.)	9079	6810	5152	9079	5152	5271
3.5	Un-allocable	109841	114617	130661	109841	130661	113892
3.6	<b>Total segment assets (sub-total 3)</b>	<b>938250</b>	<b>963219</b>	<b>1164212</b>	<b>938250</b>	<b>1164212</b>	<b>1119659</b>
<b>4.</b>	<b>Segment Liabilities</b>						
4.1	Manufactured Fertilizers (Urea, Bentonite Sulphure, Bio fertilizers)	400935	406870	438698	400935	438698	394547
4.2	Manufactured Chemicals (Industrial Products, Agro Chemicals, etc)	3039	3004	2757	3039	2757	2784
4.3	Traded Imported Fertilizers (Under NBS)	15990	133196	37501	15990	37501	28166
4.4	Others (Domestic Traded Product, Agro Inputs, Sale Services, etc.)	1032	1437	4018	1032	4018	4277
4.5	Un-allocable	258893	165035	447230	258893	447230	435359
4.6	<b>Total segment liabilities (sub-total 4)</b>	<b>679889</b>	<b>709542</b>	<b>930204</b>	<b>679889</b>	<b>930204</b>	<b>865133</b>

In accordance with Indian Accounting Standard (Ind AS) 108, Company has classified its segments as (i) Manufactured Fertilizers (Urea, Bentonite Sulphure, Bio fertilizers) (ii) Manufactured Chemicals (Industrial Products, Agro Chemicals, etc) (iii) Traded Imported Fertilizers (Under NBS) and (iv) Others (Domestic Traded Product, Agro Inputs, Sale Services, etc.).


Place : Noida  
Dated: February 10, 2025



For Identification Purpose



For and on behalf of Board of Directors

  
(Dr. U. Saravanan)  
Chairman and Managing Director  
DIN : 07274628

NATIONAL FERTILIZERS LIMITED  
CIN-L74899DL1974GOI007417  
(A Government of India Undertaking)  
Regd. Office: SCOPE Complex, Core-III, 7-Institutional Area,  
Lodhi Road, New Delhi - 110 003  
www.nationalfertilizers.com

EXTRACT FROM THE UNAUDITED FINANCIAL RESULTS (STANDALONE AND CONSOLIDATED) FOR THE QUARTER AND NINE MONTHS ENDED 31<sup>ST</sup> DECEMBER 2024


₹ Lakhs

S No	Particulars	STANDALONE						CONSOLIDATED						
		Quarter ended			Nine months ended			Quarter ended			Nine months ended			Year ended
		31-12-2024	30-09-2024	31-12-2023	31-12-2024	31-12-2023	31-03-2024	31-12-2024	30-09-2024	31-12-2023	31-12-2024	31-12-2023	31-03-2024	
		(Unaudited)	(Unaudited)	(Unaudited)	(Unaudited)	(Unaudited)	(Audited)	(Unaudited)	(Unaudited)	(Unaudited)	(Unaudited)	(Unaudited)	(Audited)	
1	Total Income from operations	588393	440440	759828	1539797	1834923	2365975	588393	440440	759828	1539797	1834923	2365975	
2	Net Profit/ (Loss) from operations before exceptional items and tax	4192	(1380)	19023	(2580)	(15395)	8852	5683	891	20111	4446	(9457)	17383	
3	Net Profit/ (Loss) before tax after exceptional items	4192	(1380)	19023	(2580)	(15395)	8852	5683	891	20111	4446	(9457)	17383	
4	Net Profit/ (Loss) for the period after tax	3090	(1064)	14002	(2107)	(11701)	6474	4581	1207	15090	4919	(5763)	15005	
5	Total Comprehensive Income for the period (Comprising Profit/ (Loss) and Other Comprehensive Income for the period)	3194	(996)	14066	(1865)	(11507)	6413	4685	1275	15154	5161	(5569)	14949	
6	Equity Share Capital	49058	49058	49058	49058	49058	49058	49058	49058	49058	49058	49058	49058	
7	Reserves (excluding Revaluation Reserve) as shown in the Audited Balance Sheet of the previous year						221051						205468 <sup>#</sup>	
8	Earning Per Share (of ₹ 10/- each) *													
	(a) Basic	0.63	(0.22)	2.85	(0.43)	(2.39)	1.32	0.93	0.25	3.08	1.00	(1.17)	3.06	
	(b) Diluted	0.63	(0.22)	2.85	(0.43)	(2.39)	1.32	0.93	0.25	3.08	1.00	(1.17)	3.06	
* Not annualised in case of quarterly/nine months figures														
# Restated														

Note:

The above is an extract of the detailed format of Quarterly/Yearly Financial Results filed with the Stock Exchanges under Regulation 33 of the SEBI (Listing and Other Disclosure Requirements) Regulations 2015. The full format of the Quarterly/Yearly Financial Results are available on the Stock Exchanges websites, www.nseindia.com and www.bseindia.com and website of the Company www.nationalfertilizers.com.

For and on behalf of Board of Directors



(Dr. U. Saravanan)

Chairman and Managing Director

DIN : 07274628

Place : Noida

Dated: February 10, 2025



# नेशनल फर्टिलाइजर्स लिमिटेड

(भारत सरकार का उपक्रम)

कॉरपोरेट कार्यालय : ए-11, सेक्टर-24, नोएडा - 201301

जिला गौतम बुद्ध नगर (उ.प्र.),

दूरभाष : 0120 2012294, 2412445, फैक्स : 0120-2412397



# NATIONAL FERTILIZERS LIMITED

(A Govt. Of India Undertaking)

Corporate Office : A-11, Sector-24, Noida-201301,

Distt. Gautam Budh Nagar ( U.P.)

Ph.: 0120-2412294, 2412445, Fax : 0120-2412397

## Other information- Integrated Filing (Financial) - For the quarter and nine months ended 31<sup>st</sup> December 2024

Sl.no	Requirement	Remarks
B.	Statement of Deviation or Variation for Proceeds of Public Issue, Rights Issue, Preferential Issue, Qualified Institutions Placement. Etc.	No Funds Raised Hence Not Applicable
C.	Disclosure of outstanding default on Loans and Debt Securities	No Default Hence Not Applicable
D.	Format for Disclosure of Related Party Transactions (applicable only for half- yearly filings)	Not Applicable
E.	Statement on impact of Audit Qualifications (For Audit Report with Modified Opinion) Submitted along with Annual Audited Financial Results - (Standalone and Consolidated separately) (applicable only for annual filing i.e. 4th quarter)	Not Applicable

(J RAMESH)  
ED (Finance &Accounts)

Place: Noida

Date: 10<sup>th</sup> February 2025