

NIEL:SCY:

Dated: 13.08.2025

BSE Limited  
(Department of Corporate Services)  
Floor 25, P J Towers,  
Dalal Street, Fort, MUMBAI 400001  
Scrip Code : 519136

National Stock Exchange of India Limited  
Exchange Plaza, Bandra Kurla Complex,  
Bandra East MUMBAI 400051  
NAHARINDUS (NSE)

**Reg: Newspaper Publication- Publication of Financial Results**

Dear Sir,

Please find attached herewith newspaper publication in Business Standard (English) and Desh Sewak (Punjabi) regarding Un-Audited Financial Results (Standalone & Consolidated) of the Company for the quarter ended on 30.06.2025 approved on 12.08.2025.

You are requested to take on the same on record.

Thanking you,


Yours faithfully,  
For NAHAR INDUSTRIAL ENTERPRISES LIMITED

  
COMPANY SECRETARY  
Encl: As above



<b>ANJANI PORTLAND CEMENT LIMITED</b>									
CIN: L26942G1983PLC157712 Website Address: www.anjanacement.com									
Regd. Office: #6-3-553, Unit No. E3 & E4, 4th Floor, Quena Square Off: Taj Deccan Road, Erramanzil, Hyderabad, Telangana 500082									
Tel no: +91-40-23353096									
Extract of Unaudited Consolidated and Standalone Financial Results for the Quarter ended 30th June, 2025 (Rs. in Lakhs except for EPS)									
Sl. No.	Particulars	Consolidated				Standalone			
		Quarter Ended		Year Ended		Quarter Ended		Year Ended	
		30-06-2025	31-03-2025	30-06-2024	31-03-2025	30-06-2025	31-03-2025	30-06-2024	31-03-2025
		Un-Audited	Audited	Un-Audited	Audited	Un-Audited	Audited	Un-Audited	Audited
1	Total income from operations	13,953	13,887	11,578	43,003	11,583	12,598	9,703	37,344
2	Net Profit / (Loss) for the period (before tax, Exceptional and/or Extraordinary items)	(458)	(2,422)	(2,131)	(9,697)	252	(1,063)	(1,062)	(4,657)
3	Net Profit / (Loss) for the period before tax (after Exceptional and/or Extraordinary items)	(458)	(2,422)	(2,131)	(9,697)	252	(1,063)	(1,062)	(4,657)
4	Net Profit / (Loss) for the period after tax (after Exceptional and/or Extraordinary items)	(345)	(1,310)	(1,908)	(8,122)	269	(50)	(1,006)	(3,482)
5	Total Comprehensive Income for the period [Comprising Profit / (Loss) for the period (after tax) and Other Comprehensive Income (after tax)]	(47)	(5)	7	11	(41)	(6)	3	6
6	Equity Share Capital	2,937	2,937	2,937	2,937	2,937	2,937	2,937	2,937
7	Reserves (excluding Revaluation Reserve) as shown in the Audited Balance Sheet of the previous year	18,049	18,436	24,612	18,436	34,929	34,701	37,174	34,701
8	Earnings Per Share (of Rs. 10/- each) (not annualized)								
	Basic	(1.16)	(4.42)	(6.47)	(27.51)	0.92	(0.17)	(3.43)	(11.85)
	Diluted	(1.16)	(4.42)	(6.47)	(27.51)	0.92	(0.17)	(3.43)	(11.85)

**Notes:**  
The above is an extract of the detailed format of Statement of Unaudited Consolidated and Standalone Quarterly Financial Results filed with the Stock Exchanges under Regulation 33 of the SEBI (Listing Obligations and Disclosure Requirements) Regulations, 2015. The full format of the Quarterly Results are available on the Company's website viz. www.anjanacement.com and on the website of BSE (www.bseindia.com) and NSE (www.nseindia.com). The financial results can be accessed by scanning the QR code provided below:



For Anjani Portland Cement Limited


**N. Venkat Raju**  
Managing Director  
DIN: 08672963

Place : Hyderabad  
Date : 12-08-2025

Scan the QR Code to view the Results on the website of the Company

<b>PIONEER EMBROIDERIES LIMITED</b>						
... a stitch ahead of time						
CIN NO. L17291MH1981PLC063752						
Regd. Office: Unit 101B, 1st Floor, Abhishek Premises, Plot No.C5-6, Dalia Industrial Estate, Off. New Link Road, Andheri (West), Mumbai - 400058. Tel: 022-42232323 Fax: 022-42232313 Email: mumbai@pelhakoba.com						
www.pelhakoba.com						
EXTRACT OF UNAUDITED STANDALONE AND CONSOLIDATED FINANCIAL RESULTS FOR THE QUARTER ENDED 30th JUNE, 2025 (₹ in Lakh Except per share data)						
Particulars	STANDALONE			CONSOLIDATED		
	Quarter Ended	Quarter Ended	Year Ended	Year Ended	Year Ended	Year Ended
	30.06.2025 (Unaudited)	30.06.2024 (Unaudited)	31.03.2025 (Audited)	30.06.2025 (Unaudited)	30.06.2024 (Unaudited)	31.03.2025 (Audited)
Total Income from Operations	8637.10	9,724.64	38,136.01	8637.47	9,724.86	38,136.40
Net Profit / (Loss) for the period (before Tax, Exceptional and/or Extraordinary Items)	(299.61)	28.85	636.70	(300.10)	28.31	630.48
Net Profit / (Loss) for the period before Tax (after Exceptional and/or Extraordinary Items)	142.19	28.85	636.70	140.87	27.35	626.78
Net Profit / (Loss) for the period after tax (after Exceptional and/or Extraordinary Items)	107.78	21.81	456.39	106.46	20.31	445.82
Total Comprehensive Income for the period [comprising Profit/ (Loss) for the period (after tax) and other [Comprehensive Income (after tax)]	109.48	30.15	463.22	108.16	28.85	452.85
Equity Share Capital	3,081.54	2,947.54	3,081.54	3,081.54	2,947.54	3,081.54
Reserves (excluding Revaluation Reserve as shown in the Audited Balance Sheet of the previous year)	N.A.	N.A.	12,930.38	N.A.	N.A.	12,406.94
Earnings Per Share (of ₹ 10/- each) (for continuing and discontinued operations)-						
a) Basic	0.35	0.07	1.50	0.35	0.07	1.47
b) Diluted	0.35	0.07	1.50	0.35	0.07	1.46

**Notes:**  
1. The above is an extract of the detailed format of Quarterly/Annual Financial Results filed with the Stock Exchanges under Regulation 33 of the SEBI (Listing Obligations and Disclosure Requirements) Regulations, 2015. The full format of the Quarterly/Annual Financial Results are available on the Company's website at www.pelhakoba.com and the Stock Exchange's Website at www.nseindia.com and www.bseindia.com  
2. The above results are reviewed by the audit Committee and were approved and taken on record by the Board of Directors at its meeting held on 12<sup>th</sup> August, 2025.




Place : Mumbai  
Date : 12<sup>th</sup> August, 2025

For & on behalf of Board of Directors  
**HARSH VARDHAN BASSI**  
Managing Director  
DIN:00102941

<b>BHARAT WIRE ROPES LIMITED</b>				
Corporate Identity Number (CIN) : L27200MH1986PLC04648				
Regd. Office: Plot No. 4 MIDC, Chalisgaon, Industrial Area, Village-Khadki, Taluka-Chalisgaon, District-Jalgaon-424 101, Maharashtra, India. Tel: +91-02589-21000. Corporate Office add.: 10th Floor, Times Tower, Kamla City, Senapati Bapat Marg, Lower Parel Mumbai-400013, Maharashtra, India. Tel: +91-22-6854600.				
Fax: +91-22-6824658 - Website: www.bharatwirores.com • E-mail: investors@bharatwirores.com				
INFORMATION ON UN-AUDITED FINANCIAL RESULTS FOR THE QUARTER ENDED JUNE 30, 2025 (Rs. in Lakhs)				
Particulars	Quarter Ended		Year Ended	
	30.06.2025 (Un-Audited)	31.03.2025 (Un-Audited)	30.06.2024 (Un-Audited)	31.03.2025 (Audited)
Total Income from Operations (Net)	14,160.81	17201.87	13,374.12	62,010.90
Net Profit / (Loss) for the period before Tax (after Exceptional and/or Extraordinary Items.)	2,089.30	2,790.54	2,432.91	9,782.33
Net Profit / (Loss) for the period after Tax (after Exceptional and/or Extraordinary Items.)	1,580.50	2,084.94	1,805.11	7,244.01
Total Comprehensive Income for the period [Comprising Profit / (Loss) for the period (after tax) and Other Comprehensive Income (after tax)]	1,580.50	2,046.29	1,805.11	7,225.38
Equity Share Capital (Face value of Rs 10/- each)	6,858.46	6,844.89	6,836.29	6,844.89
Other Equity	-	-	-	66,812.81
Earnings Per Share (EPS)				
Basic earnings / (loss) per share	2.28	3.02	2.65	10.60
Diluted earnings / (loss) per share	2.28	3.02	2.65	10.60

**Notes:**  
1. The above Financial results for the quarter ended June 30, 2025 were reviewed by the Audit Committee and thereafter approved by the Board of Directors at its meeting held on 11th August, 2025. This financial results has been prepared in accordance with Companies (Indian Accounting Standard) Rules, 2015 (IND AS) prescribed under Section 133 of the Companies, Act 2013 and other recognized accounting practices to the extent applicable.  
2. The Company is principally engaged in single segment viz. Manufacturing of Wire & wire ropes based on nature of products, risks, return and internal business reporting system.  
3. The figures for the quarter ended March 31, 2025 are the balancing figures between the audited figures in respect of the full financial year ended March 31, 2025 and the published year to date figures up to December 31, 2024  
4. Previous Year / period figures have been regrouped / reclassified wherever necessary.  
The above is the extract of the detailed format of the quarterly unaudited financial results filed with Stock exchange under Regulation 33 of SEBI (Listing and Other Disclosure Requirements) Regulations, 2015. The full format of the quarterly unaudited financial results are available on the stock exchange websites, www.nseindia.com and www.bseindia.com and on the Company's website at www.bharatwirores.com.



For Bharat Wire Ropes Limited  
Sd/-  
**Mayank Mittal**  
DIN: 00127248

Place: Mumbai  
Date: August 11, 2025

<b>TENDER NOTICE</b>	
<b>PRABHA ENERGY LIMITED</b>	
Corporate Office : 12A, Abhishek Corporate Park, Opp. Swagat Bunglows BRTS Bus Stop, Ambli Bopal Road, Ambli, Ahmedabad - 380058.	
Phone: 02171 - 488 811, E-mail: pncamd@prabhaenergy.com	
1 Tender No.	PEL/CBM/SUCKER ROD/08/25
Description of Supply	Procurement of Sucker Rod, Pony Rod & Slim Hole Coupling for North Karanpura CBM Block, Jharkhand
Last date of submission of bid	25 August 2025 at 17:00 Hrs. IST


PEL, as a joint operator, on behalf of consortium comprising with PEL, ONGCL and IOCL, invites tenders from reputed and experienced Manufacturers / Suppliers for Sucker Rod, Pony Rod & Slim Hole Coupling at North Karanpura CBM Block, Jharkhand, India.  
Interested Manufacturers / Suppliers may please visit <https://pel.tenders.in>. Tender Documents are available for download on e-tender portal.

<b>SESHASAYEE PAPER AND BOARDS LIMITED</b>	
CIN: L21012TZ1960PLC000364	
Regd. Office: Pallipalayam, Namakkal District Cauvery RS PO, Erode 638 007	
Phone : 91-4288 240221 - 228, Fax: 91-4288 240229 e-mail: secretarial@spbltd.com, web: www.spbltd.com	
<b>SPECIAL WINDOW FOR RE-LODGE MENT OF TRANSFER REQUESTS OF PHYSICAL SHARES</b>	
Pursuant to the SEBI Circular No. SEBI/ HO/ MIRS/ D/ MIRS/ D/ P/ CIR/ 2025/97 dated July 02, 2025, BSE Notice No. 20250724-13 dated July 24, 2025, investors are informed that a Special Window is being opened only for re-lodgement of transfer deeds, lodged prior to April 01, 2019 and which were rejected, returned or not attended to due to deficiencies in documents / process / otherwise.	
This facility of re-lodgement will be available for a period of six months from July 07, 2025 to January 06, 2026. During this period, the securities that are re-lodged for transfer shall be issued only in Demat Mode.	
Investors are requested to re-lodge such cases within the above mentioned time lines, after rectifying the deficiency identified earlier, with the company's Registrar and Share Transfer Agent (RTA), viz. M/s Integrated Registry Management Services Pvt. Ltd, Kences Towers, 1st Floor, No.1 Ramakrishna Street, North Usman Road, T. Nagar, Chennai 600 017.	
The Company's website <a href="http://www.spbltd.com">www.spbltd.com</a> has been updated with the details regarding the opening of this special window and further updates, if any, shall be uploaded therein.	
Place : Erode	S SRINIVAS
Date : 12.08.2025	Director (Finance) & Secretary

<b>NIRLON LIMITED</b>				
(CIN L17120MH1958PLC011045)				
Registered Office : Pahadi Village, off the Western Express Highway, Goregaon (East), Mumbai 400 063.				
Tele No.: + 91 (022) 4028 1919 / 2685 2257 / 58 / 59 Fax No.: + 91 (022) 4028 1940				
Email : info@nirlonltd.com, Website : www.nirlonltd.com				
UNAUDITED FINANCIAL RESULTS FOR THE QUARTER ENDED 30 JUNE, 2025 (₹ in Lakhs)				
Sr. No.	Particulars	Quarter ended		Year ended
		30-Jun-2025	31-Mar-2025	31-Mar-2025
		Unaudited	Audited (Refer Note 3)	Unaudited
1	<b>Income:</b>			
(a)	Revenue from operations	16,299.60	15,802.46	15,650.65
(b)	Other income	405.13	262.58	138.65
	<b>Total Income</b>	<b>16,704.73</b>	<b>16,065.04</b>	<b>15,789.30</b>
2	<b>Expenses:</b>			
(a)	Employee benefits expense	162.87	164.29	139.99
(b)	Finance costs	2,790.98	2,827.21	2,966.98
(c)	Depreciation and amortisation expenses	1,377.51	1,345.82	1,409.92
(d)	Property Management Expenses	1,383.93	1,679.51	1,304.49
(e)	Other expenses	1,974.12	1,657.13	2,177.72
	<b>Total expenses</b>	<b>7,689.41</b>	<b>7,673.96</b>	<b>7,999.10</b>
3	<b>Profit before tax (1-2)</b>	<b>9,015.32</b>	<b>8,391.08</b>	<b>7,790.20</b>
4	<b>Tax expense</b>			
(a)	Current tax	2,465.61	2,357.75	1,361.00
(b)	Adjustment for tax relating to earlier periods	(32.72)	-	-
(c)	Deferred tax	741.68	679.07	1,446.00
	<b>Total tax expense</b>	<b>3,174.57</b>	<b>3,036.82</b>	<b>2,807.00</b>
5	<b>Profit after tax (3-4)</b>	<b>5,840.75</b>	<b>5,354.26</b>	<b>4,983.20</b>
6	<b>Other comprehensive (Income) / loss</b>			
	Items that will not be reclassified to profit and loss (net of tax)	-	(0.47)	(0.47)
7	<b>Total comprehensive income (5+6)</b>	<b>5,840.75</b>	<b>5,353.79</b>	<b>4,983.20</b>
8	<b>Paid-up equity share capital (Face value of ₹ 10/- per share)</b>	<b>9,011.80</b>	<b>9,011.80</b>	<b>9,011.80</b>
9	<b>Other Equity</b>			<b>26,680.92</b>
10	<b>Earnings per share (EPS) of ₹ 10/- each (not annualised)</b>			
(a)	Basic (₹)	6.48	5.94	5.53
(b)	Diluted (₹)	6.48	5.94	5.53

**See accompanying notes to the financial results**

**Notes:**  
1. The results of the quarter ended June 30, 2025 were reviewed by the Audit Committee and approved by the Board of Directors of the Company at its meeting held on August 11, 2025.  
2. The Company has determined "licensing of investment properties" as a reportable segment as evaluated by the chief operating decision makers for allocation of resources and assessing the performance. There are no other reportable segment as per Ind AS 108 - Operating Segment. Accordingly, no segment information has been disclosed.  
3. The figures for quarter ended March 31, 2025 are the balancing figures between audited figures in respect of full financial year and unaudited published year to date figures upto December 31, 2024 which were subject to limited review.  
4. Taxation Laws (Amendment) Act, 2019 was enacted effective from April 1, 2019 wherein domestic companies have an option to pay income tax at 22% plus applicable surcharge and cess ('new tax regime') subject to certain conditions. The Company is still evaluating to shift to 'new tax regime'. Pending this decision, current and deferred tax liabilities have been continued to be measured at applicable tax rate under the old tax regime.




For and on behalf of the Board of Directors  
**NIRLON LIMITED**  
Sd/-  
**RAHUL SAGAR**  
EXECUTIVE DIRECTOR AND CEO  
DIN : 388980

Place : Mumbai  
Date : August 11, 2025

<b>VA TECH WABAG LIMITED</b>				
CIN: L45205TN1995PLC030231				
Regd. office: "WABAG HOUSE", No.17, 200 Feet Thorapakkam- Pallavaram Main Road, Sunnambu Kolathur, Chennai 600 117, Tamil Nadu, India.				
Tel: +91 44 6123 2323   Fax: +91 44 6123 2324				
Website: www.wabag.com   email: companysecretary@wabag.in				
EXTRACT OF STATEMENT OF CONSOLIDATED FINANCIAL RESULTS (UN-AUDITED) FOR THE QUARTER ENDED JUNE 30, 2025 (Rs. in Millions)				
Particulars	Quarter Ended		Year Ended	
	30.06.2025	30.06.2024	31.03.2025	
	Un-audited	Un-audited	Audited	
Total Income from operations (net)	7,453	6,373	33,386	
Net Profit / (Loss) for the period (before tax, Exceptional and/or Extraordinary items)	867	700	3,844	
Net Profit / (Loss) for the period before tax (after Exceptional and/or Extraordinary items)	867	700	3,844	
Net Profit / (Loss) for the period after tax (after Exceptional and/or Extraordinary items)	658	548	2,948	
Net Profit / (Loss) after taxes, minority interest and share of profit / (Loss) of associates	658	550	2,953	
Total Comprehensive Income for the period [Comprising Profit / (Loss) for the period (after tax) and Other Comprehensive Income (after tax)]	976	529	3,113	
Equity Share Capital	124	124	124	
(Earnings per share of Rs.2/- each) (for continued and discontinued operations)			(In Rs.)	
Basic	10.58	8.84	47.48	
Diluted	10.43	8.74	46.80	

**Notes:**  
1. The above is an extract of the detailed format of Quarterly Financial Results filed with the Stock Exchanges under Regulation 33 of the SEBI (Listing Obligations and Disclosure Requirements) Regulations, 2015. The full format of the Quarterly Financial Results are available on the Stock Exchange websites [www.nseindia.com](http://www.nseindia.com) and [www.bseindia.com](http://www.bseindia.com) and also on the company's website [www.wabag.com](http://www.wabag.com).  
2. The above results were reviewed by the Audit Committee and approved and taken on record by the Board at its meeting held on 12.08.2025 and a limited review has been carried out by the Statutory auditors of the Company.  
3. Figures for the previous periods have been regrouped/reclassified to conform to the figures presented in the current period.  
4. The details of turnover, profit before tax and profit after tax on a standalone basis are given below:

Particulars	Quarter Ended		
	30.06.2025	30.06.2024	31.03.2025
	Un-audited	Un-audited	Audited
Turnover	6,402	5,459	28,738
Profit / (Loss) Before Tax	817	662	3,615
Profit / (Loss) After Tax	609	505	2,713




For VA TECH WABAG LIMITED  
Sd/-  
**Rajiv Mittal**  
Chairman & Managing Director  
DIN : 01299110

Date : 12.08.2025  
Place : Chennai

<b>Heubach Colorants India Limited</b>				
(formerly Clariant Chemicals (India) Limited)				
Corporate Identity Number: L24110MH1956PLC010806				
Registered Office : Rupa Renaissance, B Wing, 25 <sup>th</sup> Floor, D-33, MIDC Road, TTC Industrial Area, Jui Nagar, Navi Mumbai - 400705, India				
Tel: 022 20874405; Website: www.heubach.com; Email: investor.relations_india@heubach.com				
EXTRACT OF STANDALONE RESULTS FOR THE QUARTER ENDED JUNE 30, 2025 (₹ in Lakhs)				
Sr. No.	Particulars	3 Months Ended		
		30-06-2025 (Audited)	30-06-2024 (Audited)	31-03-2025 (Audited)
1	Total Income from Operations	21,488	17,539	84,383
2	Net Profit for the period (before Tax, Exceptional and/or Extraordinary Items)	2,298	694	7,693
3	Net Profit for the period before Tax (after Exceptional and/or Extraordinary Items)	2,298	694	6,811
4	Net Profit for the period after Tax (after Exceptional and/or Extraordinary Items)	1,709	517	5,145
5	Total Comprehensive Income for the period [Comprising Profit for the period (after tax) and Other Comprehensive Income (after tax)]	1,698	506	5,090
6	Paid-up equity share capital (Face value: ₹10 per share)	2,308	2,308	2,308
7	Reserves (excluding Revaluation Reserve) as shown in the Audited Balance Sheet of the previous year			50,026
8	Earnings per share (of ₹10 each) Basic & Diluted (for continuing and discontinuing operations)	7.40	2.24	22.29

**Notes:**  
1. The above is an extract of the detailed format of unaudited financial result for the quarter ended June 30, 2025 filed with the Stock Exchange under Regulation 33 of the SEBI (Listing Obligations and Disclosure Requirements) Regulations, 2015. The full format of the quarterly unaudited financial result is available on the Stock Exchange Websites viz. ([www.nseindia.com](http://www.nseindia.com) and [www.bseindia.com](http://www.bseindia.com)) and on Company's website ([www.heubach.com](http://www.heubach.com)).  
2. The above results have been reviewed by the Audit Committee and approved by the Board of Directors at its meeting held on August 11, 2025.



Place : Jakarta, Indonesia  
Date : August 11, 2025  
[www.heubach.com](http://www.heubach.com)

For Heubach Colorants India Limited  
Sd/-  
**Sambit Roy**  
Managing Director  
DIN: 08291664

<b>NAHAR INDUSTRIAL ENTERPRISES LIMITED</b>				
Regd. Office : Focal Point, Ludhiana-141 010, Ph.: 0161-5064200, Fax: 0161-2674072				
CIN: L15143PB1983PLC018321				
Website: www.ownmahar.com, Email				

ਕੋਆਰਡੀਨੇਟਰ ਮਨਵੀਰ ਖੁੱਡੀਆਂ ਅਤੇ ਹਲਕਾ ਮਲੋਟ ਦੇ ਕੋਆਰਡੀਨੇਟਰ ਬਲਰਾਜ ਸਿੰਘ ਦੀ ਅਗਵਾਈ ਹੇਠ ਬੀਤੇ ਦਿਨੀ ਮੰਡੀ ਹਰਜੀ ਰਾਮ ਸਥਿਤ ਸਰਕਾਰੀ ਕੰਨਿਆ ਸੀਨੀਅਰ ਸੈਕੰਡਰੀ ਸਕੂਲ ਮਲੋਟ ਵਿਖੇ ਜਾਗਰੂਕਤਾ ਸੈਮੀਨਾਰ ਕਰਵਾਇਆ ਗਿਆ। ਜਿਸ ਵਿੱਚ ਵਾਰਡ ਕੋਆਰਡੀਨੇਟਰ ਕ੍ਰਿਸ਼ਨ ਮਿੱਡਾ ਨੇ ਸੰਬੰਧਨ ਕਰਦਿਆਂ ਕਿਹਾ ਕਿ ਜੇਕਰ ਅਸੀਂ ਪੰਜਾਬ ਨੂੰ ਤਰੱਕੀ ਵੱਲ ਲੈ ਜਾਣਾ ਚਾਹੁੰਦੇ ਹਾਂ, ਪੰਜਾਬ ਦੀ, ਲੋਕਾਂ ਦੀ

ਫੁੱਡਵਾਇਆ ਜਾਂਦਾ ਹੈ। ਇਸ ਮੌਕੇ ਸਕੂਲ ਦੇ ਪ੍ਰਿੰਸੀਪਲ ਬਲਜੀਤ ਸਿੰਘ, ਅਧਿਆਪਕ ਵਰਿੰਦਰ ਬਜਾਜ ਅਤੇ ਸੰਜੀਵ ਬਾਵਾ ਵੱਲੋਂ ਯੁੱਧ ਨਸ਼ਿਆਂ ਵਿਰੁੱਧ ਅਭਿਆਨ ਦੇ ਕੋਆਰਡੀਨੇਟਰ ਕ੍ਰਿਸ਼ਨ ਮਿੱਡਾ ਅਤੇ ਤਾਰਾ ਚੰਦ ਸ਼ਰਮਾ ਦਾ ਸਕੂਲ ਆ ਕੇ ਵਿਦਿਆਰਥੀਣਾ ਨੂੰ ਜਾਗਰੂਕ ਕਰਨ ਤੇ ਧੰਨਵਾਦ ਕੀਤਾ ਗਿਆ। ਇਸ ਮੌਕੇ ਅਧਿਆਪਕ ਰਾਜ ਕੁਮਾਰ ਅਤੇ ਸੰਜੀਵ ਕੁਮਾਰ ਵੀ ਮੌਜੂਦ ਸਨ।

ਸਥਾਨ : ਲੁਧਿਆਣਾ

DIN-0002678

## ਨਾਹਰ ਇੰਡਸਟਰੀਅਲ ਇੰਟਰਪ੍ਰਾਈਜ਼ ਲਿਮਿਟਡ

ਰਜਿ. ਦਫਤਰ : ਫੋਕਲ ਪੁਆਇੰਟ, ਲੁਧਿਆਣਾ-141 010, ਫੋਨ : 0161-5064200,  
ਫੈਕਸ : 0161-2674072, ਸੀਆਈਐਨ : L15143PB1983PLC018321,  
ਵੈਬਸਾਈਟ : www.ownnahr.com, ਈਮੇਲ : share@ownnahr.com

ਮਿਤੀ 30 ਜੂਨ, 2025 ਨੂੰ ਖਤਮ ਹੋਏ ਤਿਮਾਹੀ ਦੇ ਸਟੈਂਡਾਲਨ ਅਤੇ ਕੰਸੋਲੀਡੇਟਡ ਅਣ-ਪੜਤਾਲੇ ਵਿੱਤੀ ਨਤੀਜਿਆਂ ਦੀ ਸਟੇਟਮੈਂਟ (ਰੁ. ਲੱਖਾਂ 'ਚ)

ਲੜੀ ਨੰ.	ਵੇਰਵੇ	ਸਟੈਂਡਅਲਨ			
		ਤਿਮਾਹੀ ਖਾਤਮਾ		ਸਾਲ ਖਾਤਮਾ	
		30.06.2025 (ਅਣਪੜਤਾਲੇ)	31.03.2025 (ਪੜਤਾਲੇ)	30.06.2024 (ਅਣਪੜਤਾਲੇ)	31.03.2025 (ਪੜਤਾਲੇ)
1	ਕਾਰੋਬਾਰ ਤੋਂ ਕੁੱਲ ਆਮਦਨ	38852.76	39013.93	35437.33	153008.40
2	ਹੋਰ ਆਮਦਨ	1423.01	1854.90	648.95	5061.31
3	ਕੁਲ ਆਮਦਨ	40275.77	40868.83	36086.28	158069.71
4	ਲਾਭ/(ਘਾਟਾ) ਸਮੇਂ ਲਈ ਟੈਕਸ ਤੋਂ ਪਹਿਲਾਂ	553.44	2223.34	64.18	2655.55
5	ਸ਼ੁਧ ਲਾਭ/(ਘਾਟਾ) ਸਮੇਂ ਲਈ	398.73	1916.60	69.48	2047.20
6	ਕੁੱਲ ਵਿਆਪਕ ਆਮਦਨ	399.21	2046.28	69.63	2177.80
7	ਭੁਗਤਾਨ ਕੀਤੀ ਸੁਨਿਤੀ ਸ਼ੇਅਰ ਪੁੰਜੀ (ਫੇਸ ਵੇਲਯੂ ਰੁਪਏ 10/- ਹਰੇਕ)	4320.56	4320.56	4320.56	4320.56
8	ਹੋਰ ਸੁਨਿਤੀ (ਮੁਲਾਕਾਤ ਰਾਖਵੇਂ ਨੂੰ ਛੱਡ ਕੇ)				93922.68
9	ਪ੍ਰਤੀ ਸ਼ੇਅਰ ਆਮਦਨ (ਮੁਢਲੇ/ਡਿਲਿਟਿਡ) (ਰੁ.)	0.92	4.44	0.16	4.74

ਕਨਸੋਲੀਡੇਟਡ ਵਿੱਤੀ ਨਤੀਜੇ ਹੇਠ ਮੁਤਾਬਿਕ (ਰੁ. ਲੱਖਾਂ 'ਚ)

ਲੜੀ ਨੰ.	ਵੇਰਵੇ	ਕੰਸੋਲੀਡੇਟਡ			
		ਤਿਮਾਹੀ ਖਾਤਮਾ		ਸਾਲ ਖਾਤਮਾ	
		30.06.2025 (ਅਣਪੜਤਾਲੇ)	31.03.2025 (ਪੜਤਾਲੇ)	30.06.2024 (ਅਣਪੜਤਾਲੇ)	31.03.2025 (ਪੜਤਾਲੇ)
1	ਕਾਰੋਬਾਰ ਤੋਂ ਕੁੱਲ ਆਮਦਨ	38852.76	39013.93	35437.33	153008.40
2	ਹੋਰ ਆਮਦਨ	1411.88	1553.18	648.95	4759.59
3	ਕੁਲ ਆਮਦਨ	40264.64	40567.11	36086.28	157767.99
4	ਲਾਭ/(ਘਾਟਾ) ਸਮੇਂ ਲਈ ਟੈਕਸ ਤੋਂ ਪਹਿਲਾਂ	570.11	1926.20	78.55	2402.25
5	ਸ਼ੁਧ ਲਾਭ/(ਘਾਟਾ) ਸਮੇਂ ਲਈ	409.11	1618.00	77.72	1848.82
6	ਕੁੱਲ ਵਿਆਪਕ ਆਮਦਨ	409.59	1747.68	77.87	1979.42
7	ਪ੍ਰਤੀ ਸ਼ੇਅਰ ਆਮਦਨ (ਮੁਢਲੇ/ਡਿਲਿਟਿਡ) (ਰੁ.)	0.95	3.74	0.18	4.28

ਨੋਟ : ਕੰਪਨੀ ਦੇ ਉਪਰੋਕਤ ਅੰਕੜੇ ਮਿਤੀ 30 ਜੂਨ, 2025 ਨੂੰ ਖਤਮ ਹੋਏ ਤਿਮਾਹੀ ਦੇ ਅਣਪੜਤਾਲੇ ਸਟੈਂਡਅਲਨ ਅਤੇ ਕਨਸੋਲੀਡੇਟਡ ਵਿੱਤੀ ਨਤੀਜੇ ਮਿਤੀ 12 ਅਗਸਤ, 2025 ਨੂੰ ਹੋਈਆਂ ਮੀਟਿੰਗਾਂ ਵਿੱਚ ਆਡਿਟ ਕਮੇਟੀ ਦੁਆਰਾ ਜਾਂਚੇ ਗਏ ਅਤੇ ਬੋਰਡ ਆਫ ਡਾਇਰੈਕਟਰਾਂ ਦੁਆਰਾ ਮਨਜ਼ੂਰ ਕੀਤੇ ਗਏ। ਉਪਰੋਕਤ ਨਤੀਜਿਆਂ ਉੱਤੇ ਸਟੇਚਰੀ ਆਡਿਟਰਾਂ ਨੇ ਸੁਤੰਤਰ ਆਡਿਟਰ ਰੀਵੀਓ ਰਿਪੋਰਟ ਜਾਰੀ ਕੀਤੀ ਹੈ। ਉਪਰੋਕਤ ਨਤੀਜੇ ਸਮੇਤ ਸੁਤੰਤਰ ਆਡਿਟਰ ਰੀਵੀਓ ਰਿਪੋਰਟ ਸਟਾਕ ਐਕਸਚੇਂਜਾਂ ਦੀਆਂ ਵੈਬਸਾਈਟਾਂ www.bseindia.com, ਅਤੇ www.nseindia.com ਅਤੇ ਕੰਪਨੀ ਦੀ ਵੈਬਸਾਈਟ : [https://www.ownnahr.com/nahar\\_ie/quarterly-results.php](https://www.ownnahr.com/nahar_ie/quarterly-results.php) 'ਤੇ ਉਪਲੱਬਧ ਹਨ। ਇਹ ਨਤੀਜੇ ਹੇਠ ਦਰਸਾਏ ਕਿਊਆਰ ਕੋਡ ਨੂੰ ਸਕੈਨ ਕਰਕੇ ਵੀ ਵੇਖੋ ਜਾ ਸਕਦੇ ਹਨ।



ਲਈ ਨਾਹਰ ਇੰਡਸਟਰੀਅਲ ਇੰਟਰਪ੍ਰਾਈਜ਼ ਲਿਮਿਟਡ  
ਸਹੀ/-  
ਜਵਾਹਰ ਲਾਲ ਓਸਵਾਲ  
(ਚੇਅਰਮੈਨ)  
ਸਥਾਨ : ਲੁਧਿਆਣਾ  
ਮਿਤੀ : 12 ਅਗਸਤ, 2025  
ਫੋਨ : 00463866

## ਸੈਂਟੀਨਲ ਇੰਟਰਨੈਸ਼ਨਲ ਸਕੂਲ ਸਮਰਾਲਾ ਦੇ ਵਿਦਿਆਰਥੀਆਂ ਨੇ ਜ਼ੋਨਲ ਹੈਂਡਬਲ ਮੁਕਾਬਲੇ 'ਚ ਕੀਤਾ ਪਹਿਲਾ ਸਥਾਨ ਹਾਸਲ



ਭਾਰਦਵਾਜ

ਸਮਰਾਲਾ/12 ਅਗਸਤ : ਸੈਂਟੀਨਲ ਇੰਟਰਨੈਸ਼ਨਲ ਸਕੂਲ ਦੇ ਵਿਦਿਆਰਥੀਆਂ ਨੇ ਜ਼ੋਨਲ ਪੱਧਰ ਤੇ ਹੈਂਡਬਲ ਮੁਕਾਬਲੇ ਵਿੱਚ ਸ਼ਾਨਦਾਰ ਪ੍ਰਦਰਸ਼ਨ ਕਰਦਿਆਂ ਪਹਿਲਾ ਸਥਾਨ ਹਾਸਲ ਕੀਤਾ। ਇਹ ਮੁਕਾਬਲਾ ਐਮ. ਏ. ਐਮ ਸਕੂਲ, ਸਮਰਾਲਾ ਵਿਖੇ ਹੋਇਆ, ਜਿੱਥੇ ਵੱਖ-ਵੱਖ ਸਕੂਲਾਂ ਦੀਆਂ ਟੀਮਾਂ ਨੇ ਹਿੱਸਾ ਲਿਆ। ਸੈਂਟੀਨਲ ਸਕੂਲ ਦੀ ਟੀਮ, ਜਿਸ ਵਿੱਚ ਮਨਪ੍ਰੀਤ ਸਿੰਘ, ਧਨਪ੍ਰੀਤ ਸਿੰਘ, ਸਾਗਰ, ਨਵਪ੍ਰੀਤ ਸਿੰਘ, ਇੰਦਰਜੀਤ ਸਿੰਘ, ਮਹਿਰਾਜ ਸਿੰਘ ਅਤੇ ਸੁਖਨੂਰ ਸਿੰਘ ਸ਼ਾਮਲ ਸਨ। ਇਹਨਾਂ ਵਿਦਿਆਰਥੀਆਂ ਨੇ ਆਪਣੀ ਮਿਹਨਤ, ਲਗਨ ਅਤੇ ਟੀਮ ਵਰਕ ਦੇ ਦਮ 'ਤੇ ਸਾਰੀਆਂ ਟੀਮਾਂ ਨੂੰ ਪਛਾੜਦਿਆਂ ਸਿਖਰਲਾ (ਪਹਿਲਾ) ਸਥਾਨ ਪ੍ਰਾਪਤ ਕੀਤਾ। ਪ੍ਰਿੰਸੀਪਲ: ਡਾ. ਪੁਨਮ ਸ਼ਰਮਾ ਨੇ ਜਾਣਕਾਰੀ ਸਾਂਝੀ ਕਰਦਿਆਂ ਜਿੱਤ 'ਤੇ ਖੁਸ਼ੀ ਜ਼ਾਹਰ ਕੀਤੀ। ਉਨ੍ਹਾਂ ਦੱਸਿਆ ਕਿ ਵਿਦਿਆਰਥੀਆਂ ਨੇ ਮੁਕਾਬਲੇ ਦੀ ਤਿਆਰੀ ਲਈ ਕਈ ਹਫ਼ਤਿਆਂ ਤੱਕ ਸਖ਼ਤ ਮਿਹਨਤ ਕੀਤੀ।

“ਸਾਡੇ ਵਿਦਿਆਰਥੀਆਂ ਨੇ ਨਾ ਸਿਰਫ਼ ਖੇਡ ਦੇ ਮੈਦਾਨ ਵਿੱਚ ਸਗੋਂ ਆਪਣੀ ਇਕਸੁਰਤਾ ਅਤੇ ਜੋਸ਼ ਨਾਲ ਸਾਰਿਆਂ ਦਾ ਦਿਲ ਜਿੱਤਿਆ। ਇਹ ਜਿੱਤ ਸਾਡੇ ਸਕੂਲ ਦੇ ਖੇਡਾਂ ਪ੍ਰਤੀ ਸਮਰਪਣ ਅਤੇ ਵਿਦਿਆਰਥੀਆਂ ਦੀ ਮਿਹਨਤ ਦਾ ਨਤੀਜਾ ਹੈ। ਉਹਨਾਂ ਅੱਗੇ ਦੱਸਿਆ ਕਿ ਟੀਮ ਦੀ ਸਫਲਤਾ ਦਾ ਸਿਰਫ਼ ਕੋਚ ਅਤੇ ਸਟਾਫ਼ ਦੀ ਅਣਥੱਕ ਮਿਹਨਤ ਨੂੰ ਵੀ ਜਾਂਦਾ ਹੈ, ਜਿਨ੍ਹਾਂ ਨੇ ਵਿਦਿਆਰਥੀਆਂ ਨੂੰ ਹਰ ਕਦਮ 'ਤੇ ਮਾਰਗਦਰਸ਼ਨ ਦਿੱਤਾ। ਜਿੱਤਣ ਵਾਲੀ ਟੀਮ ਦੇ ਮੈਂਬਰਾਂ ਨੂੰ ਸਕੂਲ ਵੱਲੋਂ ਸਨਮਾਨਿਤ ਕੀਤਾ ਜਾਵੇਗਾ ਅਤੇ ਉਨ੍ਹਾਂ ਨੂੰ ਅਗਲੇ ਪੱਧਰ ਦੇ ਮੁਕਾਬਲਿਆਂ ਲਈ ਤਿਆਰ ਕੀਤਾ ਜਾਵੇਗਾ।

(ਰੁ. ਲੱਖਾਂ 'ਚ ਸ਼ੇਅਰ ਡਾਟਾ ਤੋਂ ਵਗੇਰ)

ਤਿਮਾਹੀ ਖਾਤਮਾ	ਸਾਲ ਖਾਤਮਾ	
31.03.2025 (ਪੜਤਾਲੇ)	30.06.2024 (ਅਣਪੜਤਾਲੇ)	31.03.2025 (ਪੜਤਾਲੇ)
4,210.66	4,139.35	17,660.62
378.48	412.84	1,617.39
288.36	307.78	1,210.29
288.20	307.20	1,208.41
613.47	587.77	613.47
		10,305.60
4.70	5.24	20.10
4.70	5.24	20.10

ਜ਼ਤਾਲੇ ਕੰਸੋਲੀਡੇਟਡ ਵਿੱਤੀ ਨਤੀਜਿਆਂ ਦਾ ਸਾਰ (ਰੁ. ਲੱਖਾਂ 'ਚ ਸ਼ੇਅਰ ਡਾਟਾ ਤੋਂ ਵਗੇਰ)

ਤਿਮਾਹੀ ਖਾਤਮਾ	ਸਾਲ ਖਾਤਮਾ	
31.03.2025 (ਪੜਤਾਲੇ)	30.06.2024 (ਅਣਪੜਤਾਲੇ)	31.03.2025 (ਪੜਤਾਲੇ)
4,574.20	4,444.24	19,026.56
452.49	475.32	1,917.74
342.77	354.26	1,432.33
343.19	353.59	1,430.94
613.47	587.77	613.47
		11,044.33
5.59	6.03	23.79
5.59	6.03	23.78

ਫੋਟੋ ਅਣਪੜਤਾਲੇ ਵਿੱਤੀ ਨਤੀਜੇ ਆਡਿਟ ਕਮੇਟੀ ਦੁਆਰਾ ਗੇਵਿਊ ਅੰਜੂਰ ਕੀਤੇ ਗਏ। ਇਹ ਨਤੀਜੇ ਕੰਪਨੀਜ਼ ਐਕਟ, 2013 ਦੇ ਸੈਕਸ਼ਨ 173 ਅਧੀਨ ਆਡਿਟ ਕਮੇਟੀ ਦੀ ਵੈਬਸਾਈਟ 'ਤੇ ਆਈਐਨਡੀ ਏਐਸ' ਅਤੇ ਸੇਬੀ (ਲਿਸਟਿੰਗ) ਨਿਯਮਾਂ 2012 ਦੇ ਅਧੀਨ ਆਡਿਟ ਕਮੇਟੀ ਦੀ ਵੈਬਸਾਈਟ 'ਤੇ ਪਹੁੰਚ ਕਰ ਸਕਦੇ ਹਨ।

ਜਦੋਂ ਕਿ ਇਨ੍ਹਾਂ ਅਣਪੜਤਾਲੇ ਵਿੱਤੀ ਨਤੀਜਿਆਂ ਵਿਚ ਦਰਸਾਇਆ ਗਿਆ ਹੈ ਤਾਂ ਜਿਸ ਤਿਮਾਹੀ ਖਾਤਮਾ ਤੱਕ ਦੇ ਵਿੱਤੀ ਨਤੀਜਿਆਂ ਦਰਿਆਨ ਜਾਂਚੇ ਗਏ ਹਨ ਅਤੇ ਆਡਿਟ ਦਾ ਵਿਸ਼ਾ ਨਹੀਂ ਹਨ।

ਲਈ ਅਤੇ ਵਲੋਂ ਬੋਰਡ ਆਫ ਡਾਇਰੈਕਟਰ ਮਿਸੇਜ਼ ਬੈਕਟਰਫੋਡ ਫੂਡ ਸਪੈਸ਼ਲਟੀਜ਼ ਲਿਮਿਟਡ  
ਸਹੀ/-  
ਅਨੁਪ ਬੈਕਟਰ  
ਮੈਨੇਜਿੰਗ ਡਾਇਰੈਕਟਰ  
ਫੋਨ : 00108589